



TOP HAT RACE DAY

Brands Hatch Indy Circuit

23rd May 2009



Results Provided by Timing Solutions Ltd
www.tsl-timing.com

Cloth Cap with XK Challenge

QUALIFYING - RACE 1 - CLASSIFICATION

POS	NO	CL	NAME	ENTRY	TIME	ON	LAPS	GAP	DIFF	MPH
1	77	CCA	Roger WILLS	Bizzarrini 5300 GT	56.903	5	14			75.83
2	126	CCC	Roberto GIORDANELLI	Lotus Elan 26R	57.255	3	26	0.352	0.352	75.36
3	47	CCA	Chris SCRAGG	Jaguar E-Type	57.460	10	16	0.557	0.205	75.09
4	65	CCB	Peter THOMPSON	Marcos 1800 GT	58.106	22	25	1.203	0.646	74.26
5	72	CCA	Jamie BOOT	TVR Griffith	58.252	6	7	1.349	0.146	74.07
6	114	CCB	BANKHURST / GASTON	TVR Grantura Mk III	58.584	24	24	1.681	0.332	73.65
7	93	CCA	Harry WYNDHAM	Jaguar E-Type	58.673	9	21	1.770	0.089	73.54
8	3	Inv	Edward CARDEN	Chevron B2	59.224	8	20	2.321	0.551	72.85
9	28	CCB	BOYES / BOYES	MG B	1:00.808	10	20	3.905	1.584	70.96
10	12	XKC	Graham BULL	Jaguar XK150S	1:00.835	14	17	3.932	0.027	70.93
11	67	XKD	Andrew MOORE	Jaguar XK120	1:00.858	15	23	3.955	0.023	70.90
12	23	XKC	LOVE / KEEN	Jaguar XK150	1:01.298	18	21	4.395	0.440	70.39
13	39	CCB	EMBERSON / WYKEHAM	Morgan Plus 4 Supersports	1:01.306	9	10	4.403	0.008	70.38
14	66	CCB	PEARSON / DEVINE	Triumph TR4	1:01.338	20	21	4.435	0.032	70.34
15	90	CCB	Andrew LAWLEY	MG B	1:01.570	14	23	4.667	0.232	70.08
16	10	CCB	Karl WETHERELL	Triumph TR4	1:01.740	13	22	4.837	0.170	69.89
17	2	XKC	KEITH-LUCAS / FLOYD	Jaguar XK120	1:02.008	22	22	5.105	0.268	69.58
18	121	Inv	JARVIS / CHAMBERS	Jaguar E-Type	1:02.591	17	21	5.688	0.583	68.94
19	44	XKD	Stephen SKIPWORTH	Jaguar XK120	1:02.668	7	20	5.765	0.077	68.85
20	88	CCC	Gordon MCCULLOCH	Alfa Romeo Giulia TZ1	1:02.716	17	21	5.813	0.048	68.80
21	15	XKC	John BURTON	Jaguar XK120 FHC	1:03.035	5	13	6.132	0.319	68.45
22	40	XKC	KEITH-LUCAS / KEITH-LUCAS	Jaguar XK150	1:03.055	10	20	6.152	0.020	68.43
23	30	XKD	SKIPWORTH / BATT	Jaguar XK120	1:03.400	18	21	6.497	0.345	68.06
24	8	XKC	ZIEGLER / BATT	Jaguar XK120	1:04.444	19	21	7.541	1.044	66.95
25	16	XKC	GOMM / DAVIES-ROBERTS	Jaguar XK150	1:04.859	11	20	7.956	0.415	66.52
26	33	CCA	Nigel WEBB	Jaguar XK120	1:05.674	13	21	8.771	0.815	65.70
27	61	CCC	DRABBLE / ADAMS	Turner-Climax MkII	1:07.209	17	19	10.306	1.535	64.20
28	6	XKA	Toby FOSTER	Jaguar XK120 OTS	1:07.711	22	22	10.808	0.502	63.72

Car 39 - please fit a working transponder

Weather / Track : Sunny / Dry

These results are provisional until the conclusion of any judicial and technical matters.

Brands Hatch Indy
Circuit Length = 1.1986 miles
Start: 09:14 End: 09:41

Clerk of Course :		Timekeeper :
-------------------	--	--------------

Cloth Cap with XK Challenge

QUALIFYING - RACE 1 - LAP ANALYSIS

2		KEITH-LUCAS / FLOYD		XKC Jaguar XK120		
1 -	1:13.963	+ 11.955	9:16:23.279	12 -	2:22.423 P + 1:20.415	9:29:31.440
2 -	1:06.271	+ 4.263	9:17:29.550	13 -	1:11.838 + 9.830	9:30:43.278
3 -	1:04.422	+ 2.414	9:18:33.972	14 -	1:04.617 + 2.609	9:31:47.895
4 -	1:06.122	+ 4.114	9:19:40.094	15 -	1:04.132 + 2.124	9:32:52.027
5 -	1:04.564	+ 2.556	9:20:44.658	16 -	1:03.684 + 1.676	9:33:55.711
6 -	1:04.640	+ 2.632	9:21:49.298	17 -	1:03.854 + 1.846	9:34:59.565
7 -	1:03.407	+ 1.399	9:22:52.705	18 -	1:03.493 + 1.485	9:36:03.058
8 -	1:03.571	+ 1.563	9:23:56.276	19 -	1:02.584 + 0.576	9:37:05.642
9 -	1:03.640	+ 1.632	9:24:59.916	20 -	1:03.035 + 1.027	9:38:08.677
10 -	1:04.133	+ 2.125	9:26:04.049	21 -	1:03.007 + 0.999	9:39:11.684
11 -	1:04.968	+ 2.960	9:27:09.017	22 -	1:02.008	9:40:13.692
3		Edward CARDEN		Inv Chevron B2		
1 -	1:12.268	+ 13.044	9:16:46.250	11 -	59.773 + 0.549	9:27:00.383
2 -	1:01.115	+ 1.891	9:17:47.365	12 -	4:01.401 P + 3:02.177	9:31:01.784
3 -	1:01.314	+ 2.090	9:18:48.679	13 -	1:08.114 + 8.890	9:32:09.898
4 -	1:02.764	+ 3.540	9:19:51.443	14 -	1:00.660 + 1.436	9:33:10.558
5 -	1:00.770	+ 1.546	9:20:52.213	15 -	1:01.685 + 2.461	9:34:12.243
6 -	1:06.909	+ 7.685	9:21:59.122	16 -	1:00.099 + 0.875	9:35:12.342
7 -	1:00.867	+ 1.643	9:22:59.989	17 -	1:01.006 + 1.782	9:36:13.348
8 -	59.224		9:23:59.213	18 -	1:00.409 + 1.185	9:37:13.757
9 -	1:00.510	+ 1.286	9:24:59.723	19 -	1:02.146 + 2.922	9:38:15.903
10 -	1:00.887	+ 1.663	9:26:00.610	20 -	1:01.043 + 1.819	9:39:16.946
6		Toby FOSTER		XKA Jaguar XK120 OTS		
1 -	1:15.603	+ 7.892	9:16:23.747	12 -	1:08.977 + 1.266	9:29:12.918
2 -	1:10.158	+ 2.447	9:17:33.905	13 -	1:10.025 + 2.314	9:30:22.943
3 -	1:12.829	+ 5.118	9:18:46.734	14 -	1:10.153 + 2.442	9:31:33.096
4 -	1:09.418	+ 1.707	9:19:56.152	15 -	1:10.662 + 2.951	9:32:43.758
5 -	1:09.874	+ 2.163	9:21:06.026	16 -	1:08.889 + 1.178	9:33:52.647
6 -	1:12.711	+ 5.000	9:22:18.737	17 -	1:09.572 + 1.861	9:35:02.219
7 -	1:09.988	+ 2.277	9:23:28.725	18 -	1:08.608 + 0.897	9:36:10.827
8 -	1:08.997	+ 1.286	9:24:37.722	19 -	1:11.492 + 3.781	9:37:22.319
9 -	1:08.631	+ 0.920	9:25:46.353	20 -	1:08.522 + 0.811	9:38:30.841
10 -	1:08.615	+ 0.904	9:26:54.968	21 -	1:09.286 + 1.575	9:39:40.127
11 -	1:08.973	+ 1.262	9:28:03.941	22 -	1:07.711	9:40:47.838
8		ZIEGLER / BATT		XKC Jaguar XK120		
1 -	1:15.671	+ 11.227	9:16:26.391	12 -	2:40.349 P + 1:35.905	9:30:16.322
2 -	1:07.041	+ 2.597	9:17:33.432	13 -	1:16.262 + 11.818	9:31:32.584
3 -	1:07.787	+ 3.343	9:18:41.219	14 -	1:05.696 + 1.252	9:32:38.280
4 -	1:04.740	+ 0.296	9:19:45.959	15 -	1:06.124 + 1.680	9:33:44.404
5 -	1:04.685	+ 0.241	9:20:50.644	16 -	1:06.147 + 1.703	9:34:50.551
6 -	1:10.661	+ 6.217	9:22:01.305	17 -	1:06.713 + 2.269	9:35:57.264
7 -	1:05.458	+ 1.014	9:23:06.763	18 -	1:06.646 + 2.202	9:37:03.910
8 -	1:08.235	+ 3.791	9:24:14.998	19 -	1:04.444	9:38:08.354
9 -	1:08.589	+ 4.145	9:25:23.587	20 -	1:07.011 + 2.567	9:39:15.365
10 -	1:06.883	+ 2.439	9:26:30.470	21 -	1:05.927 + 1.483	9:40:21.292
11 -	1:05.503	+ 1.059	9:27:35.973			
10		Karl WETHERELL		CCB Triumph TR4		
1 -	1:12.407	+ 10.667	9:16:36.515	12 -	1:02.403 + 0.663	9:28:20.364
2 -	1:05.218	+ 3.478	9:17:41.733	13 -	1:01.740	9:29:22.104
3 -	1:05.881	+ 4.141	9:18:47.614	14 -	2:55.890 P + 1:54.150	9:32:17.994
4 -	1:04.501	+ 2.761	9:19:52.115	15 -	1:10.830 + 9.090	9:33:28.824
5 -	1:03.695	+ 1.955	9:20:55.810	16 -	1:04.525 + 2.785	9:34:33.349
6 -	1:06.314	+ 4.574	9:22:02.124	17 -	1:02.367 + 0.627	9:35:35.716
7 -	1:04.823	+ 3.083	9:23:06.947	18 -	1:02.372 + 0.632	9:36:38.088
8 -	1:04.385	+ 2.645	9:24:11.332	19 -	1:01.841 + 0.101	9:37:39.929
9 -	1:02.521	+ 0.781	9:25:13.853	20 -	1:10.469 + 8.729	9:38:50.398
10 -	1:02.215	+ 0.475	9:26:16.068	21 -	1:02.805 + 1.065	9:39:53.203
11 -	1:01.893	+ 0.153	9:27:17.961	22 -	1:02.991 + 1.251	9:40:56.194

Car 39 - please fit a working transponder

Weather / Track : Sunny / Dry

Cloth Cap with XK Challenge

QUALIFYING - RACE 1 - LAP ANALYSIS

12	Graham BULL		XKC Jaguar XK150S				
1 -	1:44.805 P	+ 43.970	9:17:00.482	10 -	1:01.109	+ 0.274	9:26:21.342
2 -	1:06.560	+ 5.725	9:18:07.042	11 -	1:00.971	+ 0.136	9:27:22.313
3 -	1:01.218	+ 0.383	9:19:08.260	12 -	1:01.212	+ 0.377	9:28:23.525
4 -	1:01.309	+ 0.474	9:20:09.569	13 -	1:02.585	+ 1.750	9:29:26.110
5 -	1:01.281	+ 0.446	9:21:10.850	14 -	1:00.835		9:30:26.945
6 -	1:02.736	+ 1.901	9:22:13.586	15 -	1:02.342	+ 1.507	9:31:29.287
7 -	1:02.662	+ 1.827	9:23:16.248	16 -	1:01.036	+ 0.201	9:32:30.323
8 -	1:01.218	+ 0.383	9:24:17.466	17 -	1:38.055 P	+ 37.220	9:34:08.378
9 -	1:02.767	+ 1.932	9:25:20.233				
15	John BURTON		XKC Jaguar XK120 FHC				
1 -	1:17.277	+ 14.242	9:17:04.538	8 -	1:03.174	+ 0.139	9:24:48.292
2 -	1:09.736	+ 6.701	9:18:14.274	9 -	1:03.346	+ 0.311	9:25:51.638
3 -	1:10.168	+ 7.133	9:19:24.442	10 -	2:55.596 P	+ 1:52.561	9:28:47.234
4 -	1:05.984	+ 2.949	9:20:30.426	11 -	1:16.394	+ 13.359	9:30:03.628
5 -	1:03.035		9:21:33.461	12 -	1:03.102	+ 0.067	9:31:06.730
6 -	1:07.699	+ 4.664	9:22:41.160	13 -	2:53.646 P	+ 1:50.611	9:34:00.376
7 -	1:03.958	+ 0.923	9:23:45.118				
16	GOMM / DAVIES-ROBERTS		XKC Jaguar XK150				
1 -	1:15.851	+ 10.992	9:16:52.409	11 -	1:04.859		9:30:49.329
2 -	1:18.065	+ 13.206	9:18:10.474	12 -	1:05.417	+ 0.558	9:31:54.746
3 -	1:21.720	+ 16.861	9:19:32.194	13 -	1:06.192	+ 1.333	9:33:00.938
4 -	1:14.374	+ 9.515	9:20:46.568	14 -	1:05.020	+ 0.161	9:34:05.958
5 -	1:14.083	+ 9.224	9:22:00.651	15 -	1:07.610	+ 2.751	9:35:13.568
6 -	1:16.205	+ 11.346	9:23:16.856	16 -	1:08.419	+ 3.560	9:36:21.987
7 -	3:01.447 P	+ 1:56.588	9:26:18.303	17 -	1:06.828	+ 1.969	9:37:28.815
8 -	1:14.525	+ 9.666	9:27:32.828	18 -	1:06.007	+ 1.148	9:38:34.822
9 -	1:05.775	+ 0.916	9:28:38.603	19 -	1:06.122	+ 1.263	9:39:40.944
10 -	1:05.867	+ 1.008	9:29:44.470	20 -	1:07.721	+ 2.862	9:40:48.665
23	LOVE / KEEN		XKC Jaguar XK150				
1 -	1:13.167	+ 11.869	9:16:54.382	12 -	2:29.364 P	+ 1:28.066	9:30:19.260
2 -	1:06.710	+ 5.412	9:18:01.092	13 -	1:09.171	+ 7.873	9:31:28.431
3 -	1:06.056	+ 4.758	9:19:07.148	14 -	1:02.656	+ 1.358	9:32:31.087
4 -	1:05.254	+ 3.956	9:20:12.402	15 -	1:02.268	+ 0.970	9:33:33.355
5 -	1:04.992	+ 3.694	9:21:17.394	16 -	1:02.392	+ 1.094	9:34:35.747
6 -	1:05.224	+ 3.926	9:22:22.618	17 -	1:01.465	+ 0.167	9:35:37.212
7 -	1:06.081	+ 4.783	9:23:28.699	18 -	1:01.298		9:36:38.510
8 -	1:04.472	+ 3.174	9:24:33.171	19 -	1:01.510	+ 0.212	9:37:40.020
9 -	1:06.352	+ 5.054	9:25:39.523	20 -	1:06.722	+ 5.424	9:38:46.742
10 -	1:05.145	+ 3.847	9:26:44.668	21 -	1:01.386	+ 0.088	9:39:48.128
11 -	1:05.228	+ 3.930	9:27:49.896				
28	BOYES / BOYES		CCB MG B				
1 -	1:16.666	+ 15.858	9:16:48.008	11 -	2:50.563 P	+ 1:49.755	9:29:05.653
2 -	1:04.855	+ 4.047	9:17:52.863	12 -	1:10.359	+ 9.551	9:30:16.012
3 -	1:03.095	+ 2.287	9:18:55.958	13 -	1:05.428	+ 4.620	9:31:21.440
4 -	1:02.207	+ 1.399	9:19:58.165	14 -	1:04.826	+ 4.018	9:32:26.266
5 -	1:02.955	+ 2.147	9:21:01.120	15 -	1:06.062	+ 5.254	9:33:32.328
6 -	1:01.780	+ 0.972	9:22:02.900	16 -	1:06.924	+ 6.116	9:34:39.252
7 -	1:04.900	+ 4.092	9:23:07.800	17 -	1:05.100	+ 4.292	9:35:44.352
8 -	1:04.556	+ 3.748	9:24:12.356	18 -	2:33.890 P	+ 1:33.082	9:38:18.242
9 -	1:01.926	+ 1.118	9:25:14.282	19 -	1:11.341	+ 10.533	9:39:29.583
10 -	1:00.808		9:26:15.090	20 -	1:03.370	+ 2.562	9:40:32.953
30	SKIPWORTH / BATT		XKD Jaguar XK120				
1 -	1:15.427	+ 12.027	9:16:20.204	12 -	1:08.514	+ 5.114	9:28:48.762
2 -	1:06.028	+ 2.628	9:17:26.232	13 -	2:57.278 P	+ 1:53.878	9:31:46.040
3 -	1:06.675	+ 3.275	9:18:32.907	14 -	1:20.243	+ 16.843	9:33:06.283
4 -	1:08.340	+ 4.940	9:19:41.247	15 -	1:06.116	+ 2.716	9:34:12.399
5 -	1:07.219	+ 3.819	9:20:48.466	16 -	1:04.859	+ 1.459	9:35:17.258
6 -	1:09.453	+ 6.053	9:21:57.919	17 -	1:04.762	+ 1.362	9:36:22.020

Car 39 - please fit a working transponder

Weather / Track : Sunny / Dry

Cloth Cap with XK Challenge

QUALIFYING - RACE 1 - LAP ANALYSIS

7 -	1:07.123	+ 3.723	9:23:05.042	18 -	1:03.400		9:37:25.420
8 -	1:07.114	+ 3.714	9:24:12.156	19 -	1:05.708	+ 2.308	9:38:31.128
9 -	1:09.455	+ 6.055	9:25:21.611	20 -	1:04.055	+ 0.655	9:39:35.183
10 -	1:07.970	+ 4.570	9:26:29.581	21 -	1:03.641	+ 0.241	9:40:38.824
11 -	1:10.667	+ 7.267	9:27:40.248				
33	Nigel WEBB		CCA Jaguar XK120				
1 -	1:12.777	+ 7.103	9:16:25.390	12 -	1:06.733	+ 1.059	9:28:46.177
2 -	1:08.124	+ 2.450	9:17:33.514	13 -	1:05.674		9:29:51.851
3 -	1:06.249	+ 0.575	9:18:39.763	14 -	1:06.211	+ 0.537	9:30:58.062
4 -	1:06.617	+ 0.943	9:19:46.380	15 -	1:06.407	+ 0.733	9:32:04.469
5 -	1:06.001	+ 0.327	9:20:52.381	16 -	1:06.533	+ 0.859	9:33:11.002
6 -	1:11.779	+ 6.105	9:22:04.160	17 -	1:06.852	+ 1.178	9:34:17.854
7 -	1:07.446	+ 1.772	9:23:11.606	18 -	1:07.191	+ 1.517	9:35:25.045
8 -	1:07.936	+ 2.262	9:24:19.542	19 -	1:05.882	+ 0.208	9:36:30.927
9 -	1:06.225	+ 0.551	9:25:25.767	20 -	1:06.988	+ 1.314	9:37:37.915
10 -	1:06.468	+ 0.794	9:26:32.235	21 -	1:40.692 P	+ 35.018	9:39:18.607
11 -	1:07.209	+ 1.535	9:27:39.444				
39	EMBERSON / WYKEHAM		CCB Morgan Plus 4 Supersports				
1 -	1:07.003	+ 5.697	9:28:49.950	6 -	1:01.900	+ 0.594	9:36:24.558
2 -	1:08.091	+ 6.785	9:29:58.041	7 -	1:01.733	+ 0.427	9:37:26.291
3 -	1:06.372	+ 5.066	9:31:04.413	8 -	1:04.708	+ 3.402	9:38:30.999
4 -	1:05.484	+ 4.178	9:32:09.897	9 -	1:01.306		9:39:32.305
5 -	3:12.761	+ 2:11.455	9:35:22.658	10 -	1:01.385	+ 0.079	9:40:33.690
40	KEITH-LUCAS / KEITH-LUCAS		XKC Jaguar XK150				
1 -	1:13.745	+ 10.690	9:16:41.328	11 -	1:04.772	+ 1.717	9:27:29.515
2 -	1:06.594	+ 3.539	9:17:47.922	12 -	3:21.680 P	+ 2:18.625	9:30:51.195
3 -	1:05.120	+ 2.065	9:18:53.042	13 -	1:24.971	+ 21.916	9:32:16.166
4 -	1:04.261	+ 1.206	9:19:57.303	14 -	1:13.412	+ 10.357	9:33:29.578
5 -	1:04.247	+ 1.192	9:21:01.550	15 -	1:10.338	+ 7.283	9:34:39.916
6 -	1:03.576	+ 0.521	9:22:05.126	16 -	1:10.008	+ 6.953	9:35:49.924
7 -	1:05.642	+ 2.587	9:23:10.768	17 -	1:09.232	+ 6.177	9:36:59.156
8 -	1:04.133	+ 1.078	9:24:14.901	18 -	1:07.553	+ 4.498	9:38:06.709
9 -	1:06.787	+ 3.732	9:25:21.688	19 -	1:08.421	+ 5.366	9:39:15.130
10 -	1:03.055		9:26:24.743	20 -	1:08.246	+ 5.191	9:40:23.376
44	Stephen SKIPWORTH		XKD Jaguar XK120				
1 -	1:14.610	+ 11.942	9:16:21.635	11 -	1:04.739	+ 2.071	9:27:07.471
2 -	1:05.932	+ 3.264	9:17:27.567	12 -	1:05.231	+ 2.563	9:28:12.702
3 -	1:05.626	+ 2.958	9:18:33.193	13 -	1:06.747	+ 4.079	9:29:19.449
4 -	1:05.338	+ 2.670	9:19:38.531	14 -	1:04.821	+ 2.153	9:30:24.270
5 -	1:05.460	+ 2.792	9:20:43.991	15 -	1:09.230	+ 6.562	9:31:33.500
6 -	1:04.399	+ 1.731	9:21:48.390	16 -	1:06.621	+ 3.953	9:32:40.121
7 -	1:02.668		9:22:51.058	17 -	1:04.576	+ 1.908	9:33:44.697
8 -	1:03.149	+ 0.481	9:23:54.207	18 -	1:05.513	+ 2.845	9:34:50.210
9 -	1:02.984	+ 0.316	9:24:57.191	19 -	1:06.672	+ 4.004	9:35:56.882
10 -	1:05.541	+ 2.873	9:26:02.732	20 -	2:18.750 P	+ 1:16.082	9:38:15.632
47	Chris SCRAGG		CCA Jaguar E-Type				
1 -	59.864	+ 2.404	9:17:18.217	9 -	59.734	+ 2.274	9:25:12.021
2 -	58.920	+ 1.460	9:18:17.137	10 -	57.460		9:26:09.481
3 -	59.991	+ 2.531	9:19:17.128	11 -	58.153	+ 0.693	9:27:07.634
4 -	58.496	+ 1.036	9:20:15.624	12 -	58.899	+ 1.439	9:28:06.533
5 -	58.611	+ 1.151	9:21:14.235	13 -	57.522	+ 0.062	9:29:04.055
6 -	58.913	+ 1.453	9:22:13.148	14 -	57.995	+ 0.535	9:30:02.050
7 -	59.376	+ 1.916	9:23:12.524	15 -	58.546	+ 1.086	9:31:00.596
8 -	59.763	+ 2.303	9:24:12.287	16 -	6:05.354 P	+ 5:07.894	9:37:05.950
61	DRABBLE / ADAMS		CCC Turner-Climax MkII				
1 -	1:23.007	+ 15.798	9:17:01.067	11 -	3:00.787 P	+ 1:53.578	9:31:08.779
2 -	1:16.330	+ 9.121	9:18:17.397	12 -	1:17.940	+ 10.731	9:32:26.719
3 -	1:15.153	+ 7.944	9:19:32.550	13 -	1:11.355	+ 4.146	9:33:38.074
4 -	1:14.716	+ 7.507	9:20:47.266	14 -	1:08.919	+ 1.710	9:34:46.993

Car 39 - please fit a working transponder

Weather / Track : Sunny / Dry

Cloth Cap with XK Challenge

QUALIFYING - RACE 1 - LAP ANALYSIS

5 -	1:16.523	+ 9.314	9:22:03.789	15 -	1:10.096	+ 2.887	9:35:57.089	
6 -	1:14.733	+ 7.524	9:23:18.522	16 -	1:08.824	+ 1.615	9:37:05.913	
7 -	1:13.434	+ 6.225	9:24:31.956	17 -	1:07.209		9:38:13.122	
8 -	1:11.223	+ 4.014	9:25:43.179	18 -	1:07.240	+ 0.031	9:39:20.362	
9 -	1:08.827	+ 1.618	9:26:52.006	19 -	1:08.322	+ 1.113	9:40:28.684	
10 -	1:15.986	+ 8.777	9:28:07.992					
65	Peter THOMPSON		CCB Marcos 1800 GT					
1 -	1:11.414	+ 13.308	9:16:50.907	14 -	1:00.313	+ 2.207	9:29:57.564	
2 -	1:02.218	+ 4.112	9:17:53.125	15 -	59.015	+ 0.909	9:30:56.579	
3 -	1:01.541	+ 3.435	9:18:54.666	16 -	58.979	+ 0.873	9:31:55.558	
4 -	1:00.878	+ 2.772	9:19:55.544	17 -	59.700	+ 1.594	9:32:55.258	
5 -	59.870	+ 1.764	9:20:55.414	18 -	59.573	+ 1.467	9:33:54.831	
6 -	1:02.712	+ 4.606	9:21:58.126	19 -	59.345	+ 1.239	9:34:54.176	
7 -	1:01.673	+ 3.567	9:22:59.799	20 -	1:00.292	+ 2.186	9:35:54.468	
8 -	59.290	+ 1.184	9:23:59.089	21 -	59.132	+ 1.026	9:36:53.600	
9 -	1:00.202	+ 2.096	9:24:59.291	22 -	58.106		9:37:51.706	
10 -	59.975	+ 1.869	9:25:59.266	23 -	1:01.986	+ 3.880	9:38:53.692	
11 -	59.576	+ 1.470	9:26:58.842	24 -	59.367	+ 1.261	9:39:53.059	
12 -	59.242	+ 1.136	9:27:58.084	25 -	58.383	+ 0.277	9:40:51.442	
13 -	59.167	+ 1.061	9:28:57.251					
66	PEARSON / DEVINE		CCB Triumph TR4					
1 -	1:20.453	+ 19.115	9:17:03.248	12 -	1:03.407	+ 2.069	9:31:04.584	
2 -	1:13.528	+ 12.190	9:18:16.776	13 -	1:02.251	+ 0.913	9:32:06.835	
3 -	1:09.826	+ 8.488	9:19:26.602	14 -	1:01.692	+ 0.354	9:33:08.527	
4 -	1:05.284	+ 3.946	9:20:31.886	15 -	1:01.889	+ 0.551	9:34:10.416	
5 -	1:04.425	+ 3.087	9:21:36.311	16 -	1:01.545	+ 0.207	9:35:11.961	
6 -	1:04.251	+ 2.913	9:22:40.562	17 -	1:02.731	+ 1.393	9:36:14.692	
7 -	1:04.402	+ 3.064	9:23:44.964	18 -	1:04.833	+ 3.495	9:37:19.525	
8 -	1:04.629	+ 3.291	9:24:49.593	19 -	1:01.786	+ 0.448	9:38:21.311	
9 -	1:04.939	+ 3.601	9:25:54.532	20 -	1:01.338		9:39:22.649	
10 -	2:57.012 P	+ 1:55.674	9:28:51.544	21 -	1:01.963	+ 0.625	9:40:24.612	
11 -	1:09.633	+ 8.295	9:30:01.177					
67	Andrew MOORE		XKD Jaguar XK120					
1 -	1:19.250	+ 18.392	9:17:03.739	13 -	1:11.943	+ 11.085	9:30:02.417	
2 -	1:07.207	+ 6.349	9:18:10.946	14 -	1:02.424	+ 1.566	9:31:04.841	
3 -	1:03.622	+ 2.764	9:19:14.568	15 -	1:00.858		9:32:05.699	
4 -	1:03.410	+ 2.552	9:20:17.978	16 -	1:01.442	+ 0.584	9:33:07.141	
5 -	1:02.034	+ 1.176	9:21:20.012	17 -	1:03.739	+ 2.881	9:34:10.880	
6 -	1:02.893	+ 2.035	9:22:22.905	18 -	1:02.603	+ 1.745	9:35:13.483	
7 -	1:02.828	+ 1.970	9:23:25.733	19 -	1:02.155	+ 1.297	9:36:15.638	
8 -	1:02.670	+ 1.812	9:24:28.403	20 -	1:01.935	+ 1.077	9:37:17.573	
9 -	1:01.687	+ 0.829	9:25:30.090	21 -	1:01.927	+ 1.069	9:38:19.500	
10 -	1:01.662	+ 0.804	9:26:31.752	22 -	1:00.920	+ 0.062	9:39:20.420	
11 -	1:04.212	+ 3.354	9:27:35.964	23 -	1:10.946	+ 10.088	9:40:31.366	
12 -	1:14.510	+ 13.652	9:28:50.474					
72	Jamie BOOT		CCA TVR Griffith					
1 -	1:12.315	+ 14.063	9:17:02.774	5 -	58.993	+ 0.741	9:21:04.869	
2 -	1:02.556	+ 4.304	9:18:05.330	6 -	58.252		9:22:03.121	
3 -	1:00.945	+ 2.693	9:19:06.275	7 -	3:58.596 P	+ 3:00.344	9:26:01.717	
4 -	59.601	+ 1.349	9:20:05.876					
77	Roger WILLS		CCA Bizzarrini 5300 GT					
1 -	1:06.203	+ 9.300	9:16:25.459	8 -	1:10.063	+ 13.160	9:27:13.470	
2 -	1:00.471	+ 3.568	9:17:25.930	9 -	1:00.112	+ 3.209	9:28:13.582	
3 -	57.414	+ 0.511	9:18:23.344	10 -	58.536	+ 1.633	9:29:12.118	
4 -	59.161	+ 2.258	9:19:22.505	11 -	57.011	+ 0.108	9:30:09.129	
5 -	56.903		9:20:19.408	12 -	57.284	+ 0.381	9:31:06.413	
6 -	57.325	+ 0.422	9:21:16.733	13 -	58.231	+ 1.328	9:32:04.644	
7 -	4:46.674 P	+ 3:49.771	9:26:03.407	14 -	1:39.275 P	+ 42.372	9:33:43.919	

Car 39 - please fit a working transponder

Weather / Track : Sunny / Dry

www.tsl-timing.com

Brands Hatch Indy
Circuit Length = 1.1986 miles
Start: 09:14 End: 09:41

Page 4 of 6

Printed - 09.41 Saturday, 23 May 2009

Cloth Cap with XK Challenge

QUALIFYING - RACE 1 - LAP ANALYSIS

88	Gordon MCCULLOCH		CCC Alfa Romeo Giulia TZ1				
1 -	1:15.109	+ 12.393	9:16:29.797	12 -	2:16.689 P	+ 1:13.973	9:29:58.966
2 -	1:04.987	+ 2.271	9:17:34.784	13 -	1:14.724	+ 12.008	9:31:13.690
3 -	1:13.598	+ 10.882	9:18:48.382	14 -	1:04.945	+ 2.229	9:32:18.635
4 -	1:10.252	+ 7.536	9:19:58.634	15 -	1:05.562	+ 2.846	9:33:24.197
5 -	1:08.211	+ 5.495	9:21:06.845	16 -	1:02.758	+ 0.042	9:34:26.955
6 -	1:06.469	+ 3.753	9:22:13.314	17 -	1:02.716		9:35:29.671
7 -	1:06.304	+ 3.588	9:23:19.618	18 -	1:02.778	+ 0.062	9:36:32.449
8 -	1:05.506	+ 2.790	9:24:25.124	19 -	1:04.245	+ 1.529	9:37:36.694
9 -	1:05.553	+ 2.837	9:25:30.677	20 -	1:30.938	+ 28.222	9:39:07.632
10 -	1:04.833	+ 2.117	9:26:35.510	21 -	1:04.926	+ 2.210	9:40:12.558
11 -	1:06.767	+ 4.051	9:27:42.277				
90	Andrew LAWLEY		CCB MG B				
1 -	1:13.720	+ 12.150	9:16:43.439	13 -	1:02.231	+ 0.661	9:29:32.636
2 -	1:06.918	+ 5.348	9:17:50.357	14 -	1:01.570		9:30:34.206
3 -	1:04.330	+ 2.760	9:18:54.687	15 -	1:01.683	+ 0.113	9:31:35.889
4 -	1:05.041	+ 3.471	9:19:59.728	16 -	1:03.133	+ 1.563	9:32:39.022
5 -	1:04.947	+ 3.377	9:21:04.675	17 -	1:02.190	+ 0.620	9:33:41.212
6 -	1:02.738	+ 1.168	9:22:07.413	18 -	1:02.525	+ 0.955	9:34:43.737
7 -	1:04.342	+ 2.772	9:23:11.755	19 -	1:02.466	+ 0.896	9:35:46.203
8 -	1:04.451	+ 2.881	9:24:16.206	20 -	1:02.005	+ 0.435	9:36:48.208
9 -	1:06.589	+ 5.019	9:25:22.795	21 -	1:03.294	+ 1.724	9:37:51.502
10 -	1:02.711	+ 1.141	9:26:25.506	22 -	1:08.538	+ 6.968	9:39:00.040
11 -	1:02.909	+ 1.339	9:27:28.415	23 -	1:02.158	+ 0.588	9:40:02.198
12 -	1:01.990	+ 0.420	9:28:30.405				
93	Harry WYNDHAM		CCA Jaguar E-Type				
1 -	1:05.662	+ 6.989	9:16:26.305	12 -	59.123	+ 0.450	9:31:14.203
2 -	1:01.692	+ 3.019	9:17:27.997	13 -	59.736	+ 1.063	9:32:13.939
3 -	1:10.751	+ 12.078	9:18:38.748	14 -	1:01.037	+ 2.364	9:33:14.976
4 -	4:36.435	+ 3:37.762	9:23:15.183	15 -	1:00.167	+ 1.494	9:34:15.143
5 -	1:01.186	+ 2.513	9:24:16.369	16 -	59.614	+ 0.941	9:35:14.757
6 -	1:02.244	+ 3.571	9:25:18.613	17 -	1:00.163	+ 1.490	9:36:14.920
7 -	59.449	+ 0.776	9:26:18.062	18 -	59.525	+ 0.852	9:37:14.445
8 -	59.579	+ 0.906	9:27:17.641	19 -	1:42.081	+ 43.408	9:38:56.526
9 -	58.673		9:28:16.314	20 -	58.705	+ 0.032	9:39:55.231
10 -	59.860	+ 1.187	9:29:16.174	21 -	1:00.535	+ 1.862	9:40:55.766
11 -	58.906	+ 0.233	9:30:15.080				
114	BANKHURST / GASTON		CCB TVR Grantura Mk III				
1 -	1:10.241	+ 11.657	9:16:35.704	13 -	1:01.307	+ 2.723	9:29:51.418
2 -	1:01.260	+ 2.676	9:17:36.964	14 -	58.849	+ 0.265	9:30:50.267
3 -	1:04.269	+ 5.685	9:18:41.233	15 -	59.412	+ 0.828	9:31:49.679
4 -	1:00.710	+ 2.126	9:19:41.943	16 -	59.907	+ 1.323	9:32:49.586
5 -	1:03.334	+ 4.750	9:20:45.277	17 -	58.924	+ 0.340	9:33:48.510
6 -	1:01.161	+ 2.577	9:21:46.438	18 -	59.380	+ 0.796	9:34:47.890
7 -	1:59.997 P	+ 1:01.413	9:23:46.435	19 -	1:00.241	+ 1.657	9:35:48.131
8 -	1:04.412	+ 5.828	9:24:50.847	20 -	59.602	+ 1.018	9:36:47.733
9 -	1:00.686	+ 2.102	9:25:51.533	21 -	58.959	+ 0.375	9:37:46.692
10 -	59.517	+ 0.933	9:26:51.050	22 -	1:03.798	+ 5.214	9:38:50.490
11 -	59.097	+ 0.513	9:27:50.147	23 -	1:01.050	+ 2.466	9:39:51.540
12 -	59.964	+ 1.380	9:28:50.111	24 -	58.584		9:40:50.124
121	JARVIS / CHAMBERS		Inv Jaguar E-Type				
1 -	1:11.740	+ 9.149	9:16:33.892	12 -	1:03.162	+ 0.571	9:31:23.226
2 -	1:04.548	+ 1.957	9:17:38.440	13 -	1:03.487	+ 0.896	9:32:26.713
3 -	1:07.700	+ 5.109	9:18:46.140	14 -	1:03.702	+ 1.111	9:33:30.415
4 -	1:04.935	+ 2.344	9:19:51.075	15 -	1:03.911	+ 1.320	9:34:34.326
5 -	1:06.175	+ 3.584	9:20:57.250	16 -	1:03.011	+ 0.420	9:35:37.337
6 -	1:05.308	+ 2.717	9:22:02.558	17 -	1:02.591		9:36:39.928
7 -	1:05.784	+ 3.193	9:23:08.342	18 -	1:02.769	+ 0.178	9:37:42.697
8 -	1:05.417	+ 2.826	9:24:13.759	19 -	1:08.027	+ 5.436	9:38:50.724
9 -	3:50.606 P	+ 2:48.015	9:28:04.365	20 -	1:03.927	+ 1.336	9:39:54.651

Car 39 - please fit a working transponder

Weather / Track : Sunny / Dry

Cloth Cap with XK Challenge
QUALIFYING - RACE 1 - LAP ANALYSIS

10 -	1:11.808	+ 9.217	9:29:16.173	21 -	1:03.493	+ 0.902	9:40:58.144
11 -	1:03.891	+ 1.300	9:30:20.064				
126	Roberto GIORDANELLI		CCC Lotus Elan 26R				
1 -	1:07.015	+ 9.760	9:16:23.806	14 -	57.900	+ 0.645	9:29:03.641
2 -	59.277	+ 2.022	9:17:23.083	15 -	57.940	+ 0.685	9:30:01.581
3 -	57.255		9:18:20.338	16 -	58.424	+ 1.169	9:31:00.005
4 -	58.646	+ 1.391	9:19:18.984	17 -	57.840	+ 0.585	9:31:57.845
5 -	58.343	+ 1.088	9:20:17.327	18 -	58.340	+ 1.085	9:32:56.185
6 -	58.836	+ 1.581	9:21:16.163	19 -	59.192	+ 1.937	9:33:55.377
7 -	59.273	+ 2.018	9:22:15.436	20 -	57.907	+ 0.652	9:34:53.284
8 -	59.667	+ 2.412	9:23:15.103	21 -	58.177	+ 0.922	9:35:51.461
9 -	58.529	+ 1.274	9:24:13.632	22 -	59.385	+ 2.130	9:36:50.846
10 -	58.934	+ 1.679	9:25:12.566	23 -	58.844	+ 1.589	9:37:49.690
11 -	57.413	+ 0.158	9:26:09.979	24 -	1:00.813	+ 3.558	9:38:50.503
12 -	57.990	+ 0.735	9:27:07.969	25 -	57.916	+ 0.661	9:39:48.419
13 -	57.772	+ 0.517	9:28:05.741	26 -	58.288	+ 1.033	9:40:46.707

Car 39 - please fit a working transponder

Weather / Track : Sunny / Dry

www.tsl-timing.com


Page 6 of 6

Brands Hatch Indy
 Circuit Length = 1.1986 miles
 Start: 09:14 End: 09:41

Printed - 09.41 Saturday, 23 May 2009

Cloth Cap with XK Challenge

RACE 1 - GRID

ROW 14	1:07.209 61 DRABBLE / ADAMS	1:07.711 6 Toby FOSTER
ROW 13	1:04.859 16 GOMM / DAVIES-ROBERTS	1:05.674 33 Nigel WEBB
ROW 12	1:03.400 30 SKIPWORTH / BATT	1:04.444 8 ZIEGLER / BATT
ROW 11	1:03.035 15 John BURTON	1:03.055 40 KEITH-LUCAS / KEITH-LUCAS
ROW 10	1:02.668 44 Stephen SKIPWORTH	1:02.716 88 MCCULLOCH / NEWALL
ROW 9	1:02.008 2 KEITH-LUCAS / FLOYD	1:02.591 121 JARVIS / CHAMBERS
ROW 8	1:01.570 90 Andrew LAWLEY	1:01.740 10 Karl WETHERELL
ROW 7	1:01.306 39 EMBERSON / WYKEHAM	1:01.338 66 PEARSON / DEVINE
ROW 6	1:00.858 67 Andrew MOORE	1:01.298 23 LOVE / KEEN
ROW 5	1:00.808 28 BOYES / BOYES	1:00.835 12 Graham BULL
ROW 4	58.673 93 Harry WYNDHAM	59.224 3 Edward CARDEN
ROW 3	58.252 72 Jamie BOOT	58.584 114 BANKHURST / GASTON
ROW 2	57.460 47 Chris SCRAGG	58.106 65 Peter THOMPSON
ROW 1	56.903 77 Roger WILLS	57.255 126 Roberto GIORDANELLI
Pole		
		

Brands Hatch Indy
Circuit Length = 1.1986 miles

These results are provisional until the conclusion of any judicial and technical matters.

Clerk of Course :

Timekeeper :

Cloth Cap with XK Challenge

RACE 1 - CLASSIFICATION

POS	NO	CL	NAME	ENTRY	LAPS	TIME	GAP	DIFF	MPH	BEST	ON
1	72	CCA	Jamie BOOT	TVR Griffith	34	34:59.098			69.89	56.735	10
2	126	CCC	Roberto GIORDANELLI	Lotus Elan 26R	34	35:00.452	1.354	1.354	69.84	57.011	7
3	47	CCA	Chris SCRAGG	Jaguar E-Type	34	35:23.954	24.856	23.502	69.07	58.223	17
4	65	CCB	Peter THOMPSON	Marcos 1800 GT	34	35:51.461	52.363	27.507	68.19	58.490	3
5	93	CCA	Harry WYNDHAM	Jaguar E-Type	33	35:00.104	1 lap	1 lap	67.80	58.376	5
6	114	CCB	BANKHURST / GASTON	TVR Grantura Mk III	33	35:25.703	1 lap	25.599	66.98	59.475	22
7	3	Inv	Edward CARDEN	Chevron B2	33	35:26.366	1 lap	0.663	66.96	59.361	6
8	12	XKC	Graham BULL	Jaguar XK150S	32	35:02.724	2 laps	1 lap	65.66	1:01.126	3
9	67	XKD	Andrew MOORE	Jaguar XK120	32	35:22.735	2 laps	20.011	65.04	1:00.609	9
10	90	CCB	Andrew LAWLEY	MG B	32	35:24.883	2 laps	2.148	64.98	1:01.626	7
11	15	XKC	John BURTON	Jaguar XK120 FHC	32	35:50.000	2 laps	25.117	64.22	1:02.038	27
12	39	CCB	EMBERSON / WYKEHAM	Morgan Plus 4 Supersports	31	35:03.369	3 laps	1 lap	63.59	1:02.304	27
13	2	XKC	KEITH-LUCAS / FLOYD	Jaguar XK120	31	35:20.137	3 laps	16.768	63.09	1:02.826	27
14	44	XKD	Stephen SKIPWORTH	Jaguar XK120	31	35:23.226	3 laps	3.089	63.00	1:03.616	7
15	23	XKC	LOVE / KEEN	Jaguar XK150	31	35:50.886	3 laps	27.660	62.19	1:02.083	24
16	88	CCC	MCCULLOCH / WILLIAMS	Alfa Romeo Giulia TZ1	31	35:53.835	3 laps	2.949	62.10	1:02.635	20
17	40	XKC	KEITH-LUCAS / KEITH-LUCAS	Jaguar XK150	30	35:01.465	4 laps	1 lap	61.60	1:03.004	17
18	30	XKD	SKIPWORTH / YOULE	Jaguar XK120	30	35:02.096	4 laps	0.631	61.58	1:03.841	25
19	16	XKC	GOMM / DAVIES-ROBERTS	Jaguar XK150	30	35:19.295	4 laps	17.199	61.08	1:03.602	22
20	6	XKA	Toby FOSTER	Jaguar XK120 OTS	29	35:18.602	5 laps	1 lap	59.06	1:07.769	3
21	61	CCC	DRABBLE / ADAMS	Turner-Climax MkII	29	35:22.199	5 laps	3.597	58.96	1:06.780	16

NOT CLASSIFIED

DNF	77	CCA	Roger WILLS	Bizzarrini 5300 GT	27	27:40.427	7 laps	2 laps	70.16	56.810	7
DNF	121	Inv	JARVIS / CHAMBERS	Jaguar E-Type	26	30:24.449	8 laps	1 lap	61.49	1:03.310	25
DNC	8	XKC	ZIEGLER / BATT	Jaguar XK120	22	35:07.216	12 laps	4 laps	45.05	1:03.459	2
DNF	28	CCB	BOYES / BOYES	MG B	19	33:05.078	15 laps	3 laps	41.30	1:01.318	3
DNF	33	CCA	Nigel WEBB	Jaguar XK120	16	19:55.605	18 laps	3 laps	57.74	1:06.235	7

FASTEST LAP

72	CCA	Jamie BOOT	TVR Griffith	10	56.735	76.05 mph	122.40 kph
126	CCC	Roberto GIORDANELLI	Lotus Elan 26R	7	57.011	75.68 mph	121.80 kph
65	CCB	Peter THOMPSON	Marcos 1800 GT	3	58.490	73.77 mph	118.72 kph
3	Inv	Edward CARDEN	Chevron B2	6	59.361	72.69 mph	116.98 kph
67	XKD	Andrew MOORE	Jaguar XK120	9	1:00.609	71.19 mph	114.57 kph
12	XKC	Graham BULL	Jaguar XK150S	3	1:01.126	70.59 mph	113.60 kph
6	XKA	Toby FOSTER	Jaguar XK120 OTS	3	1:07.769	63.67 mph	102.47 kph

Car 39 please fit working transponder

Weather / Track : Cloudy / Dry

These results are provisional until the conclusion of any judicial and technical matters.

Brands Hatch Indy
Circuit Length = 1.1986 miles
Start: 13:08 End: 13:47

Clerk of Course :		Timekeeper :
-------------------	--	--------------

Cloth Cap with XK Challenge

RACE 1 - LAP CHART

Lap 1			Lap 2			Lap 3			Lap 4			Lap 5		
No	Behind	Laptime	No	Behind	Laptime	No	Behind	Laptime	No	Behind	Laptime	No	Behind	Laptime
77		1:04.042	77		57.609	77		57.319	77		57.293	77		56.883
126	0.256	1:04.298	126	0.527	57.880	126	1.183	57.975	126	1.557	57.667	126	1.869	57.195
65	2.113	1:06.155	65	3.425	58.921	65	4.596	58.490	72	5.074	57.729	72	5.500	57.309
47	2.470	1:06.512	47	3.659	58.798	72	4.638	58.100	65	6.862	59.559	65	8.684	58.705
72	2.670	1:06.712	72	3.857	58.796	47	4.687	58.347	47	6.955	59.561	47	8.891	58.819
93	4.044	1:08.086	93	5.858	59.423	93	7.408	58.869	93	9.008	58.893	93	10.501	58.376
114	5.130	1:09.172	114	7.831	1:00.310	114	10.626	1:00.114	114	13.095	59.762	114	16.343	1:00.131
3	6.621	1:10.663	67	10.724	1:01.031	3	13.246	59.711	3	15.371	59.418	3	18.500	1:00.012
67	7.302	1:11.344	3	10.854	1:01.842	67	14.652	1:01.247	67	19.212	1:01.853	67	23.749	1:01.420
12	7.690	1:11.732	12	11.871	1:01.790	12	15.678	1:01.126	12	20.015	1:01.630	12	24.302	1:01.170
28	8.851	1:12.893	28	12.908	1:01.666	28	16.907	1:01.318	28	21.075	1:01.461	28	25.519	1:01.327
8	9.878	1:13.920	8	15.728	1:03.459	8	22.207	1:03.798	8	28.953	1:04.039	8	36.399	1:04.329
23	10.990	1:15.032	15	18.993	1:04.283	15	25.829	1:04.155	15	32.242	1:03.706	90	37.289	1:01.842
121	12.163	1:16.205	23	19.171	1:05.790	90	26.640	1:03.817	90	32.330	1:02.983	15	38.771	1:03.412
15	12.319	1:16.361	39	20.056	1:05.028	23	28.114	1:06.262	2	36.402	1:04.697	2	42.630	1:03.111
39	12.637	1:16.679	90	20.142	1:04.221	2	28.998	1:05.660	39	37.284	1:05.244	39	43.715	1:03.314
90	13.530	1:17.572	2	20.657	1:04.146	39	29.333	1:06.596	23	37.495	1:06.674	40	44.146	1:03.440
2	14.120	1:18.162	44	22.646	1:05.657	44	29.401	1:04.074	40	37.589	1:04.679	44	46.192	1:05.145
44	14.598	1:18.640	121	22.725	1:08.171	40	30.203	1:04.444	44	37.930	1:05.822	23	46.232	1:05.620
40	16.057	1:20.099	40	23.078	1:04.630	121	32.036	1:06.630	121	39.717	1:04.974	121	47.765	1:04.931
88	16.093	1:20.135	88	23.944	1:05.460	88	32.485	1:05.860	88	40.381	1:05.189	88	48.049	1:04.551
30	16.855	1:20.897	30	24.670	1:05.424	30	33.132	1:05.781	30	40.833	1:04.994	30	49.181	1:05.231
61	18.620	1:22.662	61	28.413	1:07.402	61	39.751	1:08.657	16	49.748	1:07.001			
33	19.575	1:23.617	33	29.044	1:07.078	16	40.040	1:07.596	61	49.834	1:07.376			
16	19.932	1:23.974	16	29.763	1:07.440	33	40.171	1:08.446	33	51.196	1:08.318			
6	21.123	1:25.165	6	31.528	1:08.014	6	41.978	1:07.769	6	52.603	1:07.918			

Cloth Cap with XK Challenge

RACE 1 - LAP CHART

Lap 6			Lap 7			Lap 8			Lap 9			Lap 10		
No	Behind	Laptime	No	Behind	Laptime	No	Behind	Laptime	No	Behind	Laptime	No	Behind	Laptime
77		58.337	77		56.810	77		58.698	77		58.278	77		57.360
126	1.328	57.796	126	1.529	57.011	126	1.041	58.210	126	1.564	58.801	15	1 LAP	1:02.699
16	1 LAP	1:07.463	72	4.028	56.860	23	1 LAP	1:05.791	2	1 LAP	1:04.737	126	1.913	57.709
61	1 LAP	1:09.336	47	11.561	59.209	72	3.881	58.551	72	2.838	57.235	72	2.213	56.735
72	3.978	56.815	16	1 LAP	1:06.716	88	1 LAP	1:06.838	39	1 LAP	1:04.600	8	1 LAP	1:04.625
33	1 LAP	1:08.241	65	12.765	1:00.622	121	1 LAP	1:06.624	40	1 LAP	1:04.240	2	1 LAP	1:03.694
6	1 LAP	1:08.127	93	13.575	59.625	30	1 LAP	1:05.696	44	1 LAP	1:06.046	39	1 LAP	1:03.485
65	8.953	58.606	33	1 LAP	1:07.538	47	11.160	58.297	23	1 LAP	1:06.052	40	1 LAP	1:03.781
47	9.162	58.608	61	1 LAP	1:09.388	65	13.078	59.011	47	12.665	59.783	47	14.068	58.763
93	10.760	58.596	6	1 LAP	1:09.731	93	14.014	59.137	121	1 LAP	1:05.080	44	1 LAP	1:05.259
114	18.116	1:00.110	114	22.126	1:00.820	16	1 LAP	1:06.564	88	1 LAP	1:06.354	65	15.551	59.328
3	19.524	59.361	3	22.940	1:00.226	33	1 LAP	1:06.235	65	13.583	58.783	93	16.323	59.384
67	26.978	1:01.566	67	31.942	1:01.774	114	24.110	1:00.682	30	1 LAP	1:05.695	23	1 LAP	1:06.363
12	27.373	1:01.408	12	32.415	1:01.852	3	24.753	1:00.511	93	14.299	58.563	121	1 LAP	1:05.948
28	31.291	1:04.109	28	36.556	1:02.075	61	1 LAP	1:08.347	16	1 LAP	1:04.917	30	1 LAP	1:05.186
90	41.652	1:02.700	90	46.468	1:01.626	6	1 LAP	1:08.379	3	28.066	1:01.591	88	1 LAP	1:06.480
8	42.567	1:04.505	8	49.324	1:03.567	67	34.577	1:01.333	33	1 LAP	1:06.326	3	31.875	1:01.169
15	43.482	1:03.048	15	49.399	1:02.727	12	35.245	1:01.528	61	1 LAP	1:07.570	16	1 LAP	1:06.356
2	47.675	1:03.382	2	54.046	1:03.181	28	39.716	1:01.858	67	36.908	1:00.609	33	1 LAP	1:06.748
39	49.071	1:03.693	39	55.554	1:03.293	90	49.548	1:01.778	6	1 LAP	1:08.193	67	42.611	1:03.063
40	49.564	1:03.755	40	56.062	1:03.308	15	54.111	1:03.410	12	38.200	1:01.233	12	42.762	1:01.922
44	51.547	1:03.692	44	58.353	1:03.616	8	55.301	1:04.675	114	39.430	1:13.598	114	43.425	1:01.355
23	53.589	1:05.694							28	43.163	1:01.725	61	1 LAP	1:08.919
88	54.144	1:04.432							90	53.140	1:01.870	28	48.049	1:02.246
121	54.805	1:05.377										6	1 LAP	1:08.381
30	56.542	1:05.698												

Cloth Cap with XK Challenge

RACE 1 - LAP CHART

Lap 11			Lap 12			Lap 13			Lap 14			Lap 15		
No	Behind	Laptime	No	Behind	Laptime	No	Behind	Laptime	No	Behind	Laptime	No	Behind	Laptime
77		57.060	77		57.145	77		58.219	77		57.975	77		57.685
90	1 LAP	1:01.885	61	2 LAPS	1:07.424	28	1 LAP	1:02.862	72	2.606	58.144	114	1 LAP	1:00.151
72	2.243	57.090	126	2.827	57.592	72	2.437	57.694	126	2.738	58.257	67	1 LAP	1:02.415
126	2.380	57.527	72	2.962	57.864	126	2.456	57.848	16	2 LAPS	1:08.769	72	3.077	58.156
15	1 LAP	1:02.973	6	2 LAPS	1:08.732	33	2 LAPS	1:08.135	28	1 LAP	1:03.169	12	1 LAP	1:01.808
8	1 LAP	1:03.471	90	1 LAP	1:03.235	61	2 LAPS	1:07.826	33	2 LAPS	1:06.798	126	3.176	58.123
2	1 LAP	1:03.506	15	1 LAP	1:03.108	90	1 LAP	1:01.851	90	1 LAP	1:02.669	28	1 LAP	1:02.117
47	15.791	58.783	47	17.298	58.652	6	2 LAPS	1:08.909	47	18.212	58.756	16	2 LAPS	1:06.798
39	1 LAP	1:03.744	8	1 LAP	1:03.940	47	17.431	58.352	61	2 LAPS	1:08.431	47	18.950	58.423
40	1 LAP	1:04.579	65	19.227	59.082	15	1 LAP	1:02.794	65	20.706	59.178	90	1 LAP	1:01.725
65	17.290	58.799	93	19.989	59.088	65	19.503	58.495	93	22.108	59.601	33	2 LAPS	1:07.000
93	18.046	58.783	2	1 LAP	1:05.020	93	20.482	58.712	15	1 LAP	1:03.801	65	22.363	59.342
44	1 LAP	1:05.304	39	1 LAP	1:04.807	8	1 LAP	1:04.873	6	2 LAPS	1:09.977	93	23.757	59.334
23	1 LAP	1:05.125	40	1 LAP	1:04.502	2	1 LAP	1:03.315	8	1 LAP	1:04.320	15	1 LAP	1:03.322
121	1 LAP	1:05.106	44	1 LAP	1:03.973	39	1 LAP	1:03.798	2	1 LAP	1:04.147	61	2 LAPS	1:08.018
30	1 LAP	1:05.025	23	1 LAP	1:05.346	40	1 LAP	1:03.144	39	1 LAP	1:03.575	8	1 LAP	1:03.461
88	1 LAP	1:04.908	121	1 LAP	1:04.993	44	1 LAP	1:03.619	40	1 LAP	1:03.894	6	2 LAPS	1:08.026
3	35.719	1:00.904	30	1 LAP	1:05.132	23	1 LAP	1:06.316	44	1 LAP	1:03.782	2	1 LAP	1:03.565
16	1 LAP	1:04.984	88	1 LAP	1:05.209	30	1 LAP	1:05.862	23	1 LAP	1:05.672	39	1 LAP	1:03.309
67	47.317	1:01.766	3	41.112	1:02.538	121	1 LAP	1:07.135	3	52.889	1:04.507	40	1 LAP	1:03.373
12	48.260	1:02.558	67	51.633	1:01.461	3	46.357	1:03.464	30	1 LAP	1:05.791	44	1 LAP	1:03.879
114	49.013	1:02.648	16	1 LAP	1:05.557	88	1 LAP	1:06.408	121	1 LAP	1:06.093	3	56.783	1:01.579
33	1 LAP	1:08.061	12	52.348	1:01.233	67	54.128	1:00.714	88	1 LAP	1:05.938			
28	52.967	1:01.978	114	52.799	1:00.931	114	55.698	1:01.118						
						12	57.015	1:02.886						

Cloth Cap with XK Challenge

RACE 1 - LAP CHART

Lap 16			Lap 17			Lap 18			Lap 19			Lap 20		
No	Behind	Laptime	No	Behind	Laptime	No	Behind	Laptime	No	Behind	Laptime	No	Behind	Laptime
77		59.953	77		57.598	77		57.243	77		57.827	77		59.588
23	2 LAPS	1:06.852	72	2.904	57.737	44	2 LAPS	1:04.247	72	1.930	57.200	72	1.569	59.227
121	2 LAPS	1:05.570	126	4.425	58.927	72	2.557	56.896	126	6.499	59.020	8	2 LAPS	1:05.781
72	2.765	59.641	114	1 LAP	1:05.328	3	1 LAP	1:01.025	3	1 LAP	1:01.971	2	2 LAPS	1:04.333
30	2 LAPS	1:07.306	23	2 LAPS	1:06.746	126	5.306	58.124	44	2 LAPS	1:06.631	40	2 LAPS	1:04.565
126	3.096	59.873	12	1 LAP	1:04.090	114	1 LAP	1:00.652	6	3 LAPS	1:09.954	126	5.505	58.594
114	1 LAP	1:02.997	67	1 LAP	1:05.121	12	1 LAP	1:01.409	12	1 LAP	1:01.668	39	2 LAPS	1:05.791
67	1 LAP	1:03.180	30	2 LAPS	1:07.404	67	1 LAP	1:02.377	67	1 LAP	1:01.595	3	1 LAP	59.777
12	1 LAP	1:01.821	88	2 LAPS	1:05.809	47	20.127	59.495	47	21.121	58.821	61	3 LAPS	1:09.870
88	2 LAPS	1:08.085	121	2 LAPS	1:09.265	23	2 LAPS	1:06.392	65	26.745	1:00.287	44	2 LAPS	1:03.953
28	1 LAP	1:01.959	28	1 LAP	1:02.400	88	2 LAPS	1:04.490	88	2 LAPS	1:04.910	6	3 LAPS	1:08.159
47	17.250	58.253	47	17.875	58.223	121	2 LAPS	1:05.193	23	2 LAPS	1:06.411	47	21.121	59.588
16	2 LAPS	1:06.057	65	22.622	58.998	30	2 LAPS	1:06.838	121	2 LAPS	1:05.248	12	1 LAP	1:01.355
65	21.222	58.812	93	24.332	59.266	65	24.285	58.906	93	29.418	1:00.791	67	1 LAP	1:02.261
90	1 LAP	1:02.539	90	1 LAP	1:03.665	28	1 LAP	1:05.221	30	2 LAPS	1:05.077	65	26.073	58.916
93	22.664	58.860	16	2 LAPS	1:07.514	93	26.454	59.365	28	1 LAP	1:07.444	93	30.384	1:00.554
33	2 LAPS	1:08.247	15	1 LAP	1:03.050	90	1 LAP	1:02.157	90	1 LAP	1:01.863	88	2 LAPS	1:03.928
15	1 LAP	1:02.929	33	2 LAPS	1:09.690	16	2 LAPS	1:05.498	16	2 LAPS	1:04.995	33	4 LAPS	2:45.127 P
61	2 LAPS	1:07.353	8	1 LAP	1:04.807	15	1 LAP	1:02.470	15	1 LAP	1:02.465	121	2 LAPS	1:05.120
8	1 LAP	1:03.607	61	2 LAPS	1:06.857	8	1 LAP	1:04.339	8	1 LAP	1:04.339	30	2 LAPS	1:05.697
2	1 LAP	1:04.121	2	1 LAP	1:03.718	2	1 LAP	1:03.581	2	1 LAP	1:03.581	23	2 LAPS	1:07.083
39	1 LAP	1:04.001	40	1 LAP	1:03.738	40	1 LAP	1:03.004	40	1 LAP	1:03.004	114	2 LAPS	2:21.800 P
40	1 LAP	1:03.551	39	1 LAP	1:04.759	61	2 LAPS	1:06.780	61	2 LAPS	1:06.780	90	1 LAP	1:02.802
6	2 LAPS	1:09.313	6	2 LAPS	1:08.599	39	1 LAP	1:03.090	39	1 LAP	1:03.090	15	1 LAP	1:03.436
44	1 LAP	1:04.212										16	2 LAPS	1:06.634
3	57.541	1:00.711												

Cloth Cap with XK Challenge

RACE 1 - LAP CHART

Lap 21			Lap 22			Lap 23			Lap 24			Lap 25		
No	Behind	Laptime	No	Behind	Laptime	No	Behind	Laptime	No	Behind	Laptime	No	Behind	Laptime
77		57.496	72		57.139	72		57.104	72		57.700	72		57.174
72	1.117	57.044	16	3 LAPS	1:06.324	67	3 LAPS	2:37.627 P	93	2 LAPS	2:23.232 P	6	4 LAPS	1:08.143
126	6.680	58.671	126	6.595	58.171	126	8.512	59.021	126	9.483	58.671	93	2 LAPS	1:03.442
2	2 LAPS	1:04.129	3	1 LAP	1:01.780	3	1 LAP	1:01.118	67	3 LAPS	1:06.584	126	10.260	57.951
40	2 LAPS	1:03.984	2	2 LAPS	1:05.024	39	2 LAPS	1:04.665	3	1 LAP	1:00.688	67	3 LAPS	1:02.058
3	1 LAP	1:00.379	39	2 LAPS	1:04.395	40	2 LAPS	1:04.791	90	3 LAPS	2:28.999 P	3	1 LAP	1:00.703
39	2 LAPS	1:02.689	40	2 LAPS	1:05.404	15	3 LAPS	2:27.317 P	121	4 LAPS	2:39.872 P	61	5 LAPS	2:51.980 P
61	3 LAPS	1:07.052	44	2 LAPS	1:04.646	77	1 LAP	2:22.203 P	23	4 LAPS	2:39.183 P	90	3 LAPS	1:07.545
44	2 LAPS	1:03.871	61	3 LAPS	1:08.053	65	31.063	59.146	77	1 LAP	1:04.131	77	1 LAP	59.299
47	22.874	59.249	65	29.021	58.885	12	1 LAP	1:01.671	65	33.926	1:00.563	65	36.362	59.610
12	1 LAP	1:01.604	12	1 LAP	1:02.074	44	2 LAPS	1:05.542	15	3 LAPS	1:08.347	30	4 LAPS	2:39.665 P
65	28.392	59.815	88	2 LAPS	1:02.635	88	2 LAPS	1:02.963	16	4 LAPS	2:42.581 P	121	4 LAPS	1:09.671
93	33.293	1:00.405	6	3 LAPS	1:08.754	47	1 LAP	2:20.135 P	47	1 LAP	1:02.620	15	3 LAPS	1:02.774
6	3 LAPS	1:10.982	114	2 LAPS	1:02.357	114	2 LAPS	1:00.219	114	2 LAPS	59.475	23	4 LAPS	1:07.390
88	2 LAPS	1:02.786	30	2 LAPS	1:05.678	6	3 LAPS	1:08.398	2	3 LAPS	2:34.896 P	47	1 LAP	58.519
121	2 LAPS	1:04.076												
30	2 LAPS	1:04.827												
90	1 LAP	1:03.270												
23	2 LAPS	1:06.930												
114	2 LAPS	1:04.575												

Cloth Cap with XK Challenge

RACE 1 - LAP CHART

Lap 26			Lap 27			Lap 28			Lap 29			Lap 30		
No	Behind	Laptime	No	Behind	Laptime	No	Behind	Laptime	No	Behind	Laptime	No	Behind	Laptime
72		57.332	72		2:17.309 P	72		1:01.546	72		59.052	72		58.222
114	3 LAPS	59.950	12	2 LAPS	1:01.767	12	2 LAPS	1:01.951	39	3 LAPS	1:02.722	121	4 LAPS	1:03.529
39	4 LAPS	2:32.531 P	2	3 LAPS	1:03.935	16	4 LAPS	1:06.476	61	5 LAPS	1:09.413	39	3 LAPS	1:02.304
16	5 LAPS	1:11.276	44	3 LAPS	1:04.486	2	3 LAPS	1:04.248	12	2 LAPS	1:01.458	12	2 LAPS	1:02.047
40	4 LAPS	2:34.159 P	126	11.590	1:03.453	126	8.604	58.560	126	8.115	58.563	126	8.517	58.624
12	3 LAPS	2:26.299 P	67	2 LAPS	1:02.747	44	3 LAPS	1:03.772	16	4 LAPS	1:04.435	61	5 LAPS	1:09.244
44	4 LAPS	2:28.801 P	77	15.134	58.170	67	2 LAPS	1:02.443	2	3 LAPS	1:03.933	16	4 LAPS	1:04.636
93	2 LAPS	1:00.643	6	3 LAPS	1:10.081	90	2 LAPS	1:02.513	44	3 LAPS	1:04.260	2	3 LAPS	1:02.826
2	4 LAPS	1:11.851	90	2 LAPS	1:03.371	65	28.525	58.950	67	2 LAPS	1:01.524	67	2 LAPS	1:01.864
6	4 LAPS	1:08.914	65	31.121	1:02.708	6	3 LAPS	1:10.013	65	28.479	59.006	44	3 LAPS	1:04.913
67	3 LAPS	1:01.793	88	3 LAPS	1:09.688	47	34.653	1:00.191	90	2 LAPS	1:02.849	90	2 LAPS	1:02.728
3	1 LAP	1:00.500	40	3 LAPS	1:14.263	88	3 LAPS	1:05.276	47	34.518	58.917	47	35.017	58.721
88	4 LAPS	2:33.277 P	15	2 LAPS	1:02.193	15	2 LAPS	1:04.303	88	3 LAPS	1:04.682	65	45.669	1:15.412 P
77	1 LAP	58.150	23	3 LAPS	1:02.083	23	3 LAPS	1:03.950	15	2 LAPS	1:02.038	15	2 LAPS	1:03.369
90	3 LAPS	1:02.008	47	36.008	58.378	3	1 LAP	2:28.981 P	23	3 LAPS	1:02.093	23	3 LAPS	1:03.319
121	4 LAPS	1:03.985	114	1 LAP	1:00.113	40	3 LAPS	1:10.932	6	3 LAPS	1:09.742	114	1 LAP	1:01.067
15	3 LAPS	1:02.921	30	3 LAPS	1:05.467	114	1 LAP	1:00.328	114	1 LAP	1:00.169	3	1 LAP	1:00.132
23	4 LAPS	1:03.243	121	3 LAPS	1:05.100	30	3 LAPS	1:03.841	3	1 LAP	1:06.350	88	3 LAPS	1:06.317
61	5 LAPS	1:18.053	61	4 LAPS	1:10.275	93	53.892	1:00.272	40	3 LAPS	1:08.111	93	58.172	1:00.574
30	4 LAPS	1:12.634	93	55.166	59.675	121	3 LAPS	1:03.310	93	55.820	1:00.980			
47	1 LAP	58.408	39	2 LAPS	1:02.419				30	3 LAPS	1:04.294			
114	2 LAPS	59.587												
16	4 LAPS	1:03.602												
93	1 LAP	59.799												
39	3 LAPS	1:07.939												
12	2 LAPS	1:09.521												

Brands Hatch Indy
 Circuit Length = 1.1986 miles
 Start: 13:08 End: 13:47

Weather / Track : Cloudy / Dry

Cloth Cap with XK Challenge

RACE 1 - LAP CHART

Lap 31			Lap 32			Lap 33			Lap 34		
No	Behind	Laptime	No	Behind	Laptime	No	Behind	Laptime	No	Behind	Laptime
72		58.839	72		58.769	72		1:12.744	72		1:24.633
40	4 LAPS	1:09.158	126	9.227	59.857	93	1 LAP	1:13.638	93	1 LAP	1:24.882
30	4 LAPS	1:04.105	40	4 LAPS	1:07.561	126	1.040	1:04.557	126	1.354	1:24.947
126	8.139	58.461	30	4 LAPS	1:06.871	40	4 LAPS	1:10.509	40	4 LAPS	1:18.509
39	3 LAPS	1:02.941	12	2 LAPS	1:01.847	30	4 LAPS	1:10.585	30	4 LAPS	1:18.602
12	2 LAPS	1:01.712	39	3 LAPS	1:03.290	12	2 LAPS	1:08.065	12	2 LAPS	1:18.489
8	12 LAPS	12:10.010 P	6	5 LAPS	2:35.231 P	39	3 LAPS	1:07.329	39	3 LAPS	1:18.428
16	4 LAPS	1:05.044	8	12 LAPS	1:11.769	8	12 LAPS	1:11.337	8	12 LAPS	1:08.584
2	3 LAPS	1:03.809	16	4 LAPS	1:06.424	6	5 LAPS	1:23.708	6	5 LAPS	1:12.154
61	5 LAPS	1:08.389	2	3 LAPS	1:06.312	16	4 LAPS	1:16.185	16	4 LAPS	1:11.867
67	2 LAPS	1:01.604	67	2 LAPS	1:06.188	2	3 LAPS	1:16.257	2	3 LAPS	1:12.048
44	3 LAPS	1:04.581	61	5 LAPS	1:08.033	61	5 LAPS	1:16.402	61	5 LAPS	1:11.052
47	36.365	1:00.187	44	3 LAPS	1:04.674	67	2 LAPS	1:18.519	67	2 LAPS	1:11.014
90	2 LAPS	1:03.468	47	37.522	59.926	44	3 LAPS	1:15.367	44	3 LAPS	1:10.973
114	1 LAP	59.948	90	2 LAPS	1:02.846	47	38.340	1:13.562	47	24.856	1:11.149
3	1 LAP	1:00.045	28	13 LAPS	14:07.250 P	90	2 LAPS	1:09.006	90	2 LAPS	1:10.802
15	2 LAPS	1:02.386	114	1 LAP	59.986	114	1 LAP	1:04.414	114	1 LAP	1:10.966
23	3 LAPS	1:03.242	3	1 LAP	1:00.025	3	1 LAP	1:03.160	3	1 LAP	1:11.068
65	52.996	1:06.166	15	2 LAPS	1:08.558	15	2 LAPS	1:20.536	15	2 LAPS	1:08.642
88	3 LAPS	1:05.205	23	3 LAPS	1:08.248	23	3 LAPS	1:20.369	23	3 LAPS	1:08.762
93	58.632	59.299	65	1:01.472	1:07.245	65	1:08.685	1:19.957	65	52.363	1:08.311
			88	3 LAPS	1:10.506	88	3 LAPS	1:15.364	88	3 LAPS	1:10.003

Oldies but Goldies

QUALIFYING - RACE 2 - CLASSIFICATION

POS	NO	CL	NAME	ENTRY	TIME	ON	LAPS	GAP	DIFF	MPH
1	27	S	Richard POSTINS	Austin A40	1:01.672	7	13			69.96
2	32	T	Adam EALAND	Triumph TR3A	1:01.978	9	20	0.306	0.306	69.62
3	4	S	LYNCH / OLIVER	Austin A35	1:02.303	5	18	0.631	0.325	69.25
4	9	S	DANIELL / DANIELL	Austin A40	1:02.549	20	21	0.877	0.246	68.98
5	42	B	GITTINGS / ADLINGTON	Ford Zodiac	1:03.350	13	20	1.678	0.801	68.11
6	61	B	Neil CUNNINGHAM	Jaguar MK1	1:03.697	9	10	2.025	0.347	67.74
7	25	S	MILLER / DAVIS	Austin A35	1:03.708	19	21	2.036	0.011	67.73
8	66	S	Anthony ROBINSON	Austin A35	1:04.305	12	15	2.633	0.597	67.10
9	70	A	LOVE / KEEN	Jaguar Mk 7	1:04.649	18	20	2.977	0.344	66.74
10	48	A	BUTTERFIELD / THURGOOD	Jaguar Mk 1	1:04.731	11	13	3.059	0.082	66.66
11	30	S	Matthew MOORE	Austin A40	1:04.815	15	22	3.143	0.084	66.57
12	23	B	HARRISON / TAFT	Volvo Amazon	1:04.833	12	14	3.161	0.018	66.55
13	12	C	FRANKEL / FRANKEL	Alfa Romeo Giulietta Berlina	1:05.079	6	18	3.407	0.246	66.30
14	55	B	Alistair DYSON	Ford Zephyr MkII	1:05.532	9	23	3.860	0.453	65.84
15	49	S	EARNSHAW / KELLETT	Morris Minor	1:09.060	13	14	7.388	3.528	62.48
16	7	B	PRITCHARD / VAUGHAN	Ford Zephyr MkI	1:09.367	8	19	7.695	0.307	62.20
17	76	A	Andrew DAVENALL	Austin A105	1:13.655	19	19	11.983	4.288	58.58
18	50	B	Peter BLANCHETT	Austin A50	1:15.004	2	5	13.332	1.349	57.53
19	96	D	PEARSON / DEVINE	Renault Dauphine Gordini	1:18.890	17	18	17.218	3.886	54.69

Car 76 please fit working transponder for race

Weather / Track : Sunny / Dry

These results are provisional until the conclusion of any judicial and technical matters.

Brands Hatch Indy
Circuit Length = 1.1986 miles
Start: 09:49 End: 10:16

Clerk of Course :

Timekeeper :

Oldies but Goldies

QUALIFYING - RACE 2 - LAP ANALYSIS

4	LYNCH / OLIVER		S Austin A35				
1 -	1:12.491	+ 10.188	9:51:40.689	10 -	1:13.073	+ 10.770	10:03:08.342
2 -	1:03.100	+ 0.797	9:52:43.789	11 -	1:08.165	+ 5.862	10:04:16.507
3 -	1:02.932	+ 0.629	9:53:46.721	12 -	1:04.488	+ 2.185	10:05:20.995
4 -	1:03.503	+ 1.200	9:54:50.224	13 -	1:04.228	+ 1.925	10:06:25.223
5 -	1:02.303		9:55:52.527	14 -	1:04.283	+ 1.980	10:07:29.506
6 -	1:03.759	+ 1.456	9:56:56.286	15 -	1:03.448	+ 1.145	10:08:32.954
7 -	1:04.698	+ 2.395	9:58:00.984	16 -	1:04.614	+ 2.311	10:09:37.568
8 -	1:03.631	+ 1.328	9:59:04.615	17 -	1:03.227	+ 0.924	10:10:40.795
9 -	2:50.654 P	+ 1:48.351	10:01:55.269	18 -	1:03.169	+ 0.866	10:11:43.964
7	PRITCHARD / VAUGHAN		B Ford Zephyr Mkl				
1 -	1:23.845	+ 14.478	9:51:43.934	11 -	1:10.341	+ 0.974	10:06:09.418
2 -	1:16.875	+ 7.508	9:53:00.809	12 -	1:10.804	+ 1.437	10:07:20.222
3 -	3:30.270 P	+ 2:20.903	9:56:31.079	13 -	1:10.131	+ 0.764	10:08:30.353
4 -	1:20.225	+ 10.858	9:57:51.304	14 -	1:10.512	+ 1.145	10:09:40.865
5 -	1:14.659	+ 5.292	9:59:05.963	15 -	1:09.851	+ 0.484	10:10:50.716
6 -	1:10.155	+ 0.788	10:00:16.118	16 -	1:09.825	+ 0.458	10:12:00.541
7 -	1:11.997	+ 2.630	10:01:28.115	17 -	1:10.084	+ 0.717	10:13:10.625
8 -	1:09.367		10:02:37.482	18 -	1:09.734	+ 0.367	10:14:20.359
9 -	1:11.033	+ 1.666	10:03:48.515	19 -	1:09.874	+ 0.507	10:15:30.233
10 -	1:10.562	+ 1.195	10:04:59.077				
9	DANIELL / DANIELL		S Austin A40				
1 -	1:23.649	+ 21.100	9:51:48.304	12 -	1:05.834	+ 3.285	10:05:45.710
2 -	1:16.678	+ 14.129	9:53:04.982	13 -	1:05.324	+ 2.775	10:06:51.034
3 -	1:18.873	+ 16.324	9:54:23.855	14 -	1:04.504	+ 1.955	10:07:55.538
4 -	1:13.918	+ 11.369	9:55:37.773	15 -	1:03.154	+ 0.605	10:08:58.692
5 -	1:12.874	+ 10.325	9:56:50.647	16 -	1:03.705	+ 1.156	10:10:02.397
6 -	1:11.430	+ 8.881	9:58:02.077	17 -	1:03.280	+ 0.731	10:11:05.677
7 -	1:10.823	+ 8.274	9:59:12.900	18 -	1:02.760	+ 0.211	10:12:08.437
8 -	1:09.056	+ 6.507	10:00:21.956	19 -	1:03.704	+ 1.155	10:13:12.141
9 -	1:09.162	+ 6.613	10:01:31.118	20 -	1:02.549		10:14:14.690
10 -	1:58.292 P	+ 55.743	10:03:29.410	21 -	1:04.025	+ 1.476	10:15:18.715
11 -	1:10.466	+ 7.917	10:04:39.876				
12	FRANKEL / FRANKEL		C Alfa Romeo Giulietta Berlina				
1 -	1:16.595	+ 11.516	9:51:27.624	10 -	2:18.673 P	+ 1:13.594	10:02:35.895
2 -	1:07.956	+ 2.877	9:52:35.580	11 -	1:12.863	+ 7.784	10:03:48.758
3 -	1:06.652	+ 1.573	9:53:42.232	12 -	1:07.722	+ 2.643	10:04:56.480
4 -	1:06.944	+ 1.865	9:54:49.176	13 -	1:06.838	+ 1.759	10:06:03.318
5 -	1:05.438	+ 0.359	9:55:54.614	14 -	1:05.890	+ 0.811	10:07:09.208
6 -	1:05.079		9:56:59.693	15 -	1:06.061	+ 0.982	10:08:15.269
7 -	1:05.215	+ 0.136	9:58:04.908	16 -	1:06.929	+ 1.850	10:09:22.198
8 -	1:06.322	+ 1.243	9:59:11.230	17 -	1:10.752	+ 5.673	10:10:32.950
9 -	1:05.992	+ 0.913	10:00:17.222	18 -	1:09.106	+ 4.027	10:11:42.056
23	HARRISON / TAFT		B Volvo Amazon				
1 -	1:32.215	+ 27.382	9:52:10.400	8 -	1:12.586	+ 7.753	10:04:05.188
2 -	1:17.675	+ 12.842	9:53:28.075	9 -	1:07.156	+ 2.323	10:05:12.344
3 -	1:08.036	+ 3.203	9:54:36.111	10 -	1:06.986	+ 2.153	10:06:19.330
4 -	1:08.743	+ 3.910	9:55:44.854	11 -	1:06.628	+ 1.795	10:07:25.958
5 -	1:08.831	+ 3.998	9:56:53.685	12 -	1:04.833		10:08:30.791
6 -	1:08.548	+ 3.715	9:58:02.233	13 -	1:05.048	+ 0.215	10:09:35.839
7 -	4:50.369 P	+ 3:45.536	10:02:52.602	14 -	1:05.321	+ 0.488	10:10:41.160
25	MILLER / DAVIS		S Austin A35				
1 -	1:17.815	+ 14.107	9:51:44.847	12 -	1:13.130	+ 9.422	10:05:34.460
2 -	1:10.528	+ 6.820	9:52:55.375	13 -	1:05.129	+ 1.421	10:06:39.589
3 -	1:08.787	+ 5.079	9:54:04.162	14 -	1:04.440	+ 0.732	10:07:44.029
4 -	1:07.900	+ 4.192	9:55:12.062	15 -	1:04.038	+ 0.330	10:08:48.067
5 -	1:07.991	+ 4.283	9:56:20.053	16 -	1:04.029	+ 0.321	10:09:52.096
6 -	1:07.764	+ 4.056	9:57:27.817	17 -	1:04.075	+ 0.367	10:10:56.171
7 -	1:06.648	+ 2.940	9:58:34.465	18 -	1:04.338	+ 0.630	10:12:00.509

Car 76 please fit working transponder for race

Weather / Track : Sunny / Dry

Oldies but Goldies

QUALIFYING - RACE 2 - LAP ANALYSIS

8 -	1:06.799	+ 3.091	9:59:41.264	19 -	1:03.708		10:13:04.217
9 -	1:07.127	+ 3.419	10:00:48.391	20 -	1:04.648	+ 0.940	10:14:08.865
10 -	1:06.617	+ 2.909	10:01:55.008	21 -	1:04.324	+ 0.616	10:15:13.189
11 -	2:26.322 P	+ 1:22.614	10:04:21.330				
27	Richard POSTINS			S Austin A40			
1 -	1:04.293	+ 2.621	9:52:24.243	8 -	1:01.871	+ 0.199	10:09:18.717
2 -	1:02.666	+ 0.994	9:53:26.909	9 -	1:02.555	+ 0.883	10:10:21.272
3 -	1:02.118	+ 0.446	9:54:29.027	10 -	1:01.827	+ 0.155	10:11:23.099
4 -	1:03.620	+ 1.948	9:55:32.647	11 -	1:02.464	+ 0.792	10:12:25.563
5 -	10:31.151 P	+ 9:29.479	10:06:03.798	12 -	1:57.047 P	+ 55.375	10:14:22.610
6 -	1:11.376	+ 9.704	10:07:15.174	13 -	1:10.653	+ 8.981	10:15:33.263
7 -	1:01.672		10:08:16.846				
30	Matthew MOORE			S Austin A40			
1 -	1:26.392	+ 21.577	9:51:44.887	12 -	1:05.930	+ 1.115	10:04:25.481
2 -	1:16.053	+ 11.238	9:53:00.940	13 -	1:05.992	+ 1.177	10:05:31.473
3 -	1:11.752	+ 6.937	9:54:12.692	14 -	1:06.607	+ 1.792	10:06:38.080
4 -	1:10.543	+ 5.728	9:55:23.235	15 -	1:04.815		10:07:42.895
5 -	1:10.580	+ 5.765	9:56:33.815	16 -	1:05.156	+ 0.341	10:08:48.051
6 -	1:09.270	+ 4.455	9:57:43.085	17 -	1:06.573	+ 1.758	10:09:54.624
7 -	1:08.747	+ 3.932	9:58:51.832	18 -	1:06.589	+ 1.774	10:11:01.213
8 -	1:07.117	+ 2.302	9:59:58.949	19 -	1:05.223	+ 0.408	10:12:06.436
9 -	1:06.190	+ 1.375	10:01:05.139	20 -	1:05.492	+ 0.677	10:13:11.928
10 -	1:06.393	+ 1.578	10:02:11.532	21 -	1:07.615	+ 2.800	10:14:19.543
11 -	1:08.019	+ 3.204	10:03:19.551	22 -	1:05.259	+ 0.444	10:15:24.802
32	Adam EALAND			T Triumph TR3A			
1 -	1:14.229	+ 12.251	9:51:28.209	11 -	1:14.496	+ 12.518	10:02:09.402
2 -	1:03.827	+ 1.849	9:52:32.036	12 -	1:04.302	+ 2.324	10:03:13.704
3 -	1:03.229	+ 1.251	9:53:35.265	13 -	1:02.384	+ 0.406	10:04:16.088
4 -	1:02.696	+ 0.718	9:54:37.961	14 -	1:01.978		10:05:18.066
5 -	1:03.152	+ 1.174	9:55:41.113	15 -	1:02.106	+ 0.128	10:06:20.172
6 -	1:02.328	+ 0.350	9:56:43.441	16 -	1:04.517	+ 2.539	10:07:24.689
7 -	1:03.713	+ 1.735	9:57:47.154	17 -	1:03.823	+ 1.845	10:08:28.512
8 -	1:03.671	+ 1.693	9:58:50.825	18 -	1:02.013	+ 0.035	10:09:30.525
9 -	1:01.978		9:59:52.803	19 -	1:07.207	+ 5.229	10:10:37.732
10 -	1:02.103	+ 0.125	10:00:54.906	20 -	1:31.313 P	+ 29.335	10:12:09.045
42	GITTINGS / ADLINGTON			B Ford Zodiac			
1 -	1:15.099	+ 11.749	9:51:22.207	11 -	1:05.059	+ 1.709	10:04:49.411
2 -	1:05.374	+ 2.024	9:52:27.581	12 -	1:04.079	+ 0.729	10:05:53.490
3 -	1:04.664	+ 1.314	9:53:32.245	13 -	1:03.350		10:06:56.840
4 -	1:05.265	+ 1.915	9:54:37.510	14 -	1:04.266	+ 0.916	10:08:01.106
5 -	1:06.105	+ 2.755	9:55:43.615	15 -	1:04.016	+ 0.666	10:09:05.122
6 -	1:05.481	+ 2.131	9:56:49.096	16 -	1:04.199	+ 0.849	10:10:09.321
7 -	1:04.495	+ 1.145	9:57:53.591	17 -	1:03.512	+ 0.162	10:11:12.833
8 -	1:05.213	+ 1.863	9:58:58.804	18 -	1:03.427	+ 0.077	10:12:16.260
9 -	3:34.750 P	+ 2:31.400	10:02:33.554	19 -	1:03.638	+ 0.288	10:13:19.898
10 -	1:10.798	+ 7.448	10:03:44.352	20 -	1:04.615	+ 1.265	10:14:24.513
48	BUTTERFIELD / THURGOOD			A Jaguar Mk 1			
1 -	1:20.702	+ 15.971	9:51:44.175	8 -	1:05.240	+ 0.509	9:59:26.859
2 -	1:09.342	+ 4.611	9:52:53.517	9 -	1:05.142	+ 0.411	10:00:32.001
3 -	1:06.223	+ 1.492	9:53:59.740	10 -	1:04.985	+ 0.254	10:01:36.986
4 -	1:05.859	+ 1.128	9:55:05.599	11 -	1:04.731		10:02:41.717
5 -	1:05.403	+ 0.672	9:56:11.002	12 -	1:05.721	+ 0.990	10:03:47.438
6 -	1:05.327	+ 0.596	9:57:16.329	13 -	1:05.302	+ 0.571	10:04:52.740
7 -	1:05.290	+ 0.559	9:58:21.619				
49	EARNSHAW / KELLETT			S Morris Minor			
1 -	1:21.949	+ 12.889	9:51:37.873	8 -	3:20.135 P	+ 2:11.075	10:02:21.541
2 -	1:15.378	+ 6.318	9:52:53.251	9 -	1:23.857	+ 14.797	10:03:45.398
3 -	1:16.410	+ 7.350	9:54:09.661	10 -	1:11.627	+ 2.567	10:04:57.025
4 -	1:13.549	+ 4.489	9:55:23.210	11 -	1:13.145	+ 4.085	10:06:10.170

Car 76 please fit working transponder for race

Weather / Track : Sunny / Dry

Oldies but Goldies

QUALIFYING - RACE 2 - LAP ANALYSIS

5 -	1:12.897	+ 3.837	9:56:36.107	12 -	1:11.597	+ 2.537	10:07:21.767
6 -	1:13.401	+ 4.341	9:57:49.508	13 -	1:09.060		10:08:30.827
7 -	1:11.898	+ 2.838	9:59:01.406	14 -	1:10.235	+ 1.175	10:09:41.062
50	Peter BLANCHETT		B		Austin A50		
1 -	1:23.917	+ 8.913	9:51:45.480	4 -	1:17.356	+ 2.352	9:55:33.203
2 -	1:15.004		9:53:00.484	5 -	6:35.104 P	+ 5:20.100	10:02:08.307
3 -	1:15.363	+ 0.359	9:54:15.847				
55	Alistair DYSON		B		Ford Zephyr MkII		
1 -	1:16.507	+ 10.975	9:51:22.261	13 -	1:05.825	+ 0.293	10:04:43.541
2 -	1:07.687	+ 2.155	9:52:29.948	14 -	1:06.416	+ 0.884	10:05:49.957
3 -	1:06.705	+ 1.173	9:53:36.653	15 -	1:05.647	+ 0.115	10:06:55.604
4 -	1:06.517	+ 0.985	9:54:43.170	16 -	1:06.474	+ 0.942	10:08:02.078
5 -	1:07.129	+ 1.597	9:55:50.299	17 -	1:06.360	+ 0.828	10:09:08.438
6 -	1:07.799	+ 2.267	9:56:58.098	18 -	1:06.068	+ 0.536	10:10:14.506
7 -	1:06.300	+ 0.768	9:58:04.398	19 -	1:06.074	+ 0.542	10:11:20.580
8 -	1:08.018	+ 2.486	9:59:12.416	20 -	1:06.682	+ 1.150	10:12:27.262
9 -	1:05.532		10:00:17.948	21 -	1:06.044	+ 0.512	10:13:33.306
10 -	1:07.451	+ 1.919	10:01:25.399	22 -	1:06.298	+ 0.766	10:14:39.604
11 -	1:05.836	+ 0.304	10:02:31.235	23 -	1:06.972	+ 1.440	10:15:46.576
12 -	1:06.481	+ 0.949	10:03:37.716				
61	Neil CUNNINGHAM		B		Jaguar MK1		
1 -	1:21.206	+ 17.509	10:05:23.998	6 -	1:04.767	+ 1.070	10:10:47.945
2 -	1:05.551	+ 1.854	10:06:29.549	7 -	1:03.839	+ 0.142	10:11:51.784
3 -	1:04.472	+ 0.775	10:07:34.021	8 -	1:04.045	+ 0.348	10:12:55.829
4 -	1:05.149	+ 1.452	10:08:39.170	9 -	1:03.697		10:13:59.526
5 -	1:04.008	+ 0.311	10:09:43.178	10 -	1:03.729	+ 0.032	10:15:03.255
66	Anthony ROBINSON		S		Austin A35		
1 -	1:06.379	+ 2.074	9:52:25.217	9 -	1:04.904	+ 0.599	10:01:07.517
2 -	1:05.584	+ 1.279	9:53:30.801	10 -	1:04.522	+ 0.217	10:02:12.039
3 -	1:05.794	+ 1.489	9:54:36.595	11 -	1:04.909	+ 0.604	10:03:16.948
4 -	1:05.432	+ 1.127	9:55:42.027	12 -	1:04.305		10:04:21.253
5 -	1:04.913	+ 0.608	9:56:46.940	13 -	1:04.979	+ 0.674	10:05:26.232
6 -	1:04.745	+ 0.440	9:57:51.685	14 -	6:29.833 P	+ 5:25.528	10:11:56.065
7 -	1:06.106	+ 1.801	9:58:57.791	15 -	1:11.717	+ 7.412	10:13:07.782
8 -	1:04.822	+ 0.517	10:00:02.613				
70	LOVE / KEEN		A		Jaguar Mk 7		
1 -	1:18.505	+ 13.856	9:51:51.549	11 -	2:24.108 P	+ 1:19.459	10:04:49.502
2 -	1:13.038	+ 8.389	9:53:04.587	12 -	1:12.306	+ 7.657	10:06:01.808
3 -	1:11.651	+ 7.002	9:54:16.238	13 -	1:05.618	+ 0.969	10:07:07.426
4 -	1:10.267	+ 5.618	9:55:26.505	14 -	1:05.219	+ 0.570	10:08:12.645
5 -	1:09.457	+ 4.808	9:56:35.962	15 -	1:05.478	+ 0.829	10:09:18.123
6 -	1:10.275	+ 5.626	9:57:46.237	16 -	1:05.573	+ 0.924	10:10:23.696
7 -	1:09.837	+ 5.188	9:58:56.074	17 -	1:05.651	+ 1.002	10:11:29.347
8 -	1:11.311	+ 6.662	10:00:07.385	18 -	1:04.649		10:12:33.996
9 -	1:09.451	+ 4.802	10:01:16.836	19 -	1:05.154	+ 0.505	10:13:39.150
10 -	1:08.558	+ 3.909	10:02:25.394	20 -	1:35.498 P	+ 30.849	10:15:14.648
76	Andrew DAVENALL		A		Austin A105		
1 -	1:23.199	+ 9.544	9:53:03.889	11 -	1:16.071	+ 2.416	10:05:52.807
2 -	1:19.458	+ 5.803	9:54:23.347	12 -	1:13.901	+ 0.246	10:07:06.708
3 -	1:18.960	+ 5.305	9:55:42.307	13 -	1:14.220	+ 0.565	10:08:20.928
4 -	1:18.468	+ 4.813	9:57:00.775	14 -	1:13.844	+ 0.189	10:09:34.772
5 -	1:16.278	+ 2.623	9:58:17.053	15 -	1:14.760	+ 1.105	10:10:49.532
6 -	1:16.957	+ 3.302	9:59:34.010	16 -	1:14.574	+ 0.919	10:12:04.106
7 -	1:15.777	+ 2.122	10:00:49.787	17 -	1:14.376	+ 0.721	10:13:18.482
8 -	1:14.860	+ 1.205	10:02:04.647	18 -	1:13.821	+ 0.166	10:14:32.303
9 -	1:16.353	+ 2.698	10:03:21.000	19 -	1:13.655		10:15:45.958
10 -	1:15.736	+ 2.081	10:04:36.736				

Car 76 please fit working transponder for race

Weather / Track : Sunny / Dry

Oldies but Goldies

QUALIFYING - RACE 2 - LAP ANALYSIS

96	PEARSON / DEVINE			D Renault Dauphine Gordini			
1 -	1:34.174	+ 15.284	9:52:04.682	10 -	1:23.511	+ 4.621	10:04:43.253
2 -	1:23.791	+ 4.901	9:53:28.473	11 -	1:25.000	+ 6.110	10:06:08.253
3 -	1:26.743	+ 7.853	9:54:55.216	12 -	1:24.168	+ 5.278	10:07:32.421
4 -	1:22.221	+ 3.331	9:56:17.437	13 -	1:22.550	+ 3.660	10:08:54.971
5 -	1:23.418	+ 4.528	9:57:40.855	14 -	1:20.881	+ 1.991	10:10:15.852
6 -	1:28.722	+ 9.832	9:59:09.577	15 -	1:21.017	+ 2.127	10:11:36.869
7 -	1:23.330	+ 4.440	10:00:32.907	16 -	1:20.390	+ 1.500	10:12:57.259
8 -	1:21.811	+ 2.921	10:01:54.718	17 -	1:18.890		10:14:16.149
9 -	1:25.024	+ 6.134	10:03:19.742	18 -	1:22.297	+ 3.407	10:15:38.446

Car 76 please fit working transponder for race


Weather / Track : Sunny / Dry

www.tsl-timing.com

Brands Hatch Indy
 Circuit Length = 1.1986 miles
 Start: 09:49 End: 10:16

Oldies but Goldies

RACE 2 - GRID

ROW 10	1:18.890 96 PEARSON / DEVINE	
ROW 9	1:13.655 76 Andrew DAVENALL Please fit transponder for race	1:15.004 50 Peter BLANCHETT
ROW 8	1:09.060 49 EARNSHAW / KELLETT	1:09.367 7 PRITCHARD / VAUGHAN
ROW 7	1:05.079 12 FRANKEL / FRANKEL	1:05.532 55 Alistair DYSON
ROW 6	1:04.815 30 Matthew MOORE	1:04.833 23 HARRISON / TAFT
ROW 5	1:04.649 70 LOVE / KEEN	1:04.731 48 BUTTERFIELD / THURGOOD
ROW 4	1:03.708 25 MILLER / DAVIS	1:04.305 66 Anthony ROBINSON
ROW 3	1:03.350 42 GITTINGS / ADLINGTON	1:03.697 61 Neil CUNNINGHAM
ROW 2	1:02.303 4 LYNCH / OLIVER	1:02.549 9 DANIELL / DANIELL
ROW 1	1:01.672 27 Richard POSTINS	1:01.978 32 Adam EALAND
Pole		
		

Brands Hatch Indy
Circuit Length = 1.1986 miles

These results are provisional until the conclusion of any judicial and technical matters.

Clerk of Course :		Timekeeper :
-------------------	--	--------------

Oldies but Goldies

RACE 2 - CLASSIFICATION

POS	NO	CL	NAME	ENTRY	LAPS	TIME	GAP	DIFF	MPH	BEST	ON
1	27	S	Richard POSTINS	Austin A40	42	45:47.216			65.96	1:02.157	2
2	32	T	Adam EALAND	Triumph TR3A	42	46:00.281	13.065	13.065	65.65	1:02.067	3
3	61	B	Neil CUNNINGHAM	Jaguar MK1	42	46:43.357	56.141	43.076	64.64	1:03.531	7
4	25	S	MILLER / DAVIS	Austin A35	42	47:53.855	2:06.639	1:10.498	63.06	1:02.934	32
5	9	S	DANIELL / DANIELL	Austin A40	41	46:00.826	1 lap	1 lap	64.08	1:03.003	19
6	30	S	Matthew MOORE	Austin A40	41	46:19.940	1 lap	19.114	63.64	1:04.251	34
7	55	B	Alistair DYSON	Ford Zephyr MkII	41	46:42.863	1 lap	22.923	63.12	1:05.673	2
8	12	C	FRANKEL / FRANKEL	Alfa Romeo Giulietta Berlina	40	46:30.366	2 laps	1 lap	61.85	1:05.035	8
9	70	A	LOVE / KEEN	Jaguar Mk 7	40	46:42.320	2 laps	11.954	61.59	1:05.345	29
10	161	C	DRABBLE / ADAMS	Turner Climax MkII	40	46:44.670	2 laps	2.350	61.54	1:06.341	19
11	23	B	HARRISON / TAFT	Volvo Amazon	38	42:31.757	4 laps	2 laps	64.25	1:03.216	37
12	49	S	EARNSHAW / KELLETT	Morris Minor	38	46:09.704	4 laps	3:37.947	59.20	1:07.660	11
13	76	A	Andrew DAVENALL	Austin A105	37	46:28.729	5 laps	1 lap	57.25	1:11.042	30
14	96	D	Michael PEARSON	Renault Dauphine Gordini	33	46:11.697	9 laps	4 laps	51.37	1:16.812	31

NOT CLASSIFIED

DNC	4	S	LYNCH / OLIVER	Austin A35	29	33:54.244	13 laps	4 laps	61.51	1:02.582	2
DNC	7	B	Alan PRITCHARD	Ford Zephyr MkI	16	18:37.675	26 laps	13 laps	61.77	1:08.248	11
DNC	48	A	BUTTERFIELD / THURGOOD	Jaguar Mk 1	15	25:01.885	27 laps	1 lap	43.09	1:03.673	7
DNC	66	S	Anthony ROBINSON	Austin A35	12	21:11.776	30 laps	3 laps	40.71	1:04.731	8
DNC	50	B	Peter BLANCHETT	Austin A50	0						

FASTEST LAP

32	T	Adam EALAND	Triumph TR3A	3	1:02.067	69.52 mph	111.88 kph
27	S	Richard POSTINS	Austin A40	2	1:02.157	69.42 mph	111.72 kph
23	B	HARRISON / TAFT	Volvo Amazon	37	1:03.216	68.25 mph	109.85 kph
48	A	BUTTERFIELD / THURGOO	Jaguar Mk 1	7	1:03.673	67.76 mph	109.06 kph
12	C	FRANKEL / FRANKEL	Alfa Romeo Giulietta Berlina	8	1:05.035	66.34 mph	106.77 kph
96	D	Michael PEARSON	Renault Dauphine Gordini	31	1:16.812	56.17 mph	90.40 kph

Weather / Track : Sunny / Dry

These results are provisional until the conclusion of any judicial and technical matters.

Brands Hatch Indy
Circuit Length = 1.1986 miles
Start: 14:03 End: 14:51

Clerk of Course :		Timekeeper :
-------------------	--	--------------

Oldies but Goldies
RACE 2 - LAP CHART

Lap 1			Lap 2			Lap 3			Lap 4			Lap 5		
No	Behind	Laptime	No	Behind	Laptime	No	Behind	Laptime	No	Behind	Laptime	No	Behind	Laptime
27		1:05.528	27		1:02.157	27		1:02.632	27		1:02.643	27		1:02.244
32	2.119	1:07.647	32	2.088	1:02.126	32	1.523	1:02.067	32	1.010	1:02.130	32	1.044	1:02.278
4	2.649	1:08.177	4	3.074	1:02.582	4	3.028	1:02.586	4	3.245	1:02.860	4	4.475	1:03.474
66	3.848	1:09.376	66	6.667	1:04.976	66	9.220	1:05.185	23	11.625	1:04.904	96	1 LAP	1:20.980
61	4.465	1:09.993	23	6.910	1:04.068	23	9.364	1:05.086	66	11.796	1:05.219	23	14.413	1:05.032
23	4.999	1:10.527	61	7.013	1:04.705	61	10.596	1:06.215	61	12.621	1:04.668	66	15.701	1:06.149
25	6.416	1:11.944	25	9.548	1:05.289	25	12.355	1:05.439	48	14.345	1:04.428	61	15.985	1:05.608
48	7.019	1:12.547	48	10.181	1:05.319	48	12.560	1:05.011	25	16.539	1:06.827	48	16.303	1:04.202
55	8.769	1:14.297	55	12.285	1:05.673	55	16.060	1:06.407	55	19.870	1:06.453	25	19.653	1:05.358
9	9.058	1:14.586	9	13.952	1:07.051	9	18.390	1:07.070	9	22.781	1:07.034	55	24.056	1:06.430
70	11.463	1:16.991	30	16.600	1:06.553	30	19.576	1:05.608	30	22.858	1:05.925	30	25.575	1:04.961
30	12.204	1:17.732	12	19.161	1:09.028	12	22.037	1:05.508	12	24.622	1:05.228	9	27.719	1:07.182
12	12.290	1:17.818	70	19.318	1:10.012	161	26.814	1:09.113	161	31.580	1:07.409	12	28.144	1:05.766
49	13.180	1:18.708	49	19.974	1:08.951	70	29.333	1:12.647	70	35.638	1:08.948	161	36.631	1:07.295
7	14.294	1:19.822	161	20.333	1:07.939	49	30.316	1:12.974	49	37.392	1:09.719	70	42.197	1:08.803
161	14.551	1:20.079	7	21.768	1:09.631	7	30.713	1:11.577	7	38.148	1:10.078	49	43.730	1:08.582
76	16.610	1:22.138	76	28.217	1:13.764	76	38.035	1:12.450	76	47.747	1:12.355	7	44.728	1:08.824
96	24.031	1:29.559	96	41.073	1:19.199	96	57.329	1:18.888				76	58.248	1:12.745

Oldies but Goldies
RACE 2 - LAP CHART

Lap 6			Lap 7			Lap 8			Lap 9			Lap 10		
No	Behind	Laptime	No	Behind	Laptime	No	Behind	Laptime	No	Behind	Laptime	No	Behind	Laptime
27		1:02.598	27		1:02.729	27		1:02.591	27		1:02.850	27		1:03.554
32	1.057	1:02.611	32	1.200	1:02.872	32	1.610	1:03.001	7	1 LAP	1:08.569	32	3.423	1:05.286
4	4.967	1:03.090	4	5.350	1:03.112	4	5.540	1:02.781	32	1.691	1:02.931	70	1 LAP	1:10.185
23	16.034	1:04.219	76	1 LAP	1:14.552	76	1 LAP	1:13.212	49	1 LAP	1:08.804	4	4.661	1:02.723
61	17.920	1:04.533	23	17.375	1:04.070	23	19.811	1:05.027	96	2 LAPS	1:20.627	7	1 LAP	1:09.611
66	18.762	1:05.659	61	18.722	1:03.531	61	19.818	1:03.687	4	5.492	1:02.802	49	1 LAP	1:08.152
48	18.804	1:05.099	48	19.748	1:03.673	48	20.910	1:03.753	61	21.309	1:04.341	96	2 LAPS	1:18.237
25	23.290	1:06.235	66	21.393	1:05.360	66	23.533	1:04.731	23	21.674	1:04.713	61	21.686	1:03.931
55	27.950	1:06.492	25	25.918	1:05.357	25	28.481	1:05.154	48	22.684	1:04.624	23	21.691	1:03.571
30	29.616	1:06.639	30	32.750	1:05.863	55	1 LAP	2:07.112	66	25.494	1:04.811	48	23.300	1:04.170
12	31.624	1:06.078	12	34.294	1:05.399	30	35.200	1:05.041	76	1 LAP	1:13.650	66	26.929	1:04.989
96	1 LAP	1:22.043	9	36.361	1:06.182	12	36.738	1:05.035	25	30.861	1:05.230	25	32.351	1:05.044
9	32.908	1:07.787	161	47.967	1:09.687	9	40.490	1:06.720	55	1 LAP	1:10.105	76	1 LAP	1:13.053
161	41.009	1:06.976	96	1 LAP	1:19.579	161	52.199	1:06.823	30	37.341	1:04.991	55	1 LAP	1:06.412
70	47.567	1:07.968	70	53.318	1:08.480	70	59.982	1:09.255	12	39.029	1:05.141	30	40.050	1:06.263
7	51.096	1:08.966	7	56.907	1:08.540				9	44.637	1:06.997	12	41.001	1:05.526
49	53.171	1:12.039	49	1:00.276	1:09.834				161	55.927	1:06.578	9	48.542	1:07.459
												161	59.443	1:07.070

Oldies but Goldies
RACE 2 - LAP CHART

Lap 11			Lap 12			Lap 13			Lap 14			Lap 15		
No	Behind	Laptime	No	Behind	Laptime	No	Behind	Laptime	No	Behind	Laptime	No	Behind	Laptime
27		1:03.076	27		1:02.658	27		1:03.196	27		1:02.941	27		1:03.070
32	2.817	1:02.470	161	1 LAP	1:06.858	32	2.694	1:03.161	9	1 LAP	1:08.776	32	3.994	1:03.618
4	5.351	1:03.766	32	2.729	1:02.570	161	1 LAP	1:06.926	32	3.446	1:03.693	4	7.697	1:03.598
70	1 LAP	1:09.336	4	5.441	1:02.748	4	6.323	1:04.078	76	2 LAPS	1:13.175	161	1 LAP	1:07.764
7	1 LAP	1:08.930	70	1 LAP	1:08.636	70	1 LAP	1:08.823	96	3 LAPS	1:18.328	76	2 LAPS	1:13.238
49	1 LAP	1:07.741	7	1 LAP	1:08.248	7	1 LAP	1:08.977	4	7.169	1:03.787	96	3 LAPS	1:18.500
23	22.807	1:04.192	49	1 LAP	1:07.660	49	1 LAP	1:09.005	161	1 LAP	1:07.743	61	29.923	1:05.099
61	22.974	1:04.364	61	25.265	1:04.949	61	25.899	1:03.830	70	1 LAP	1:08.208	70	1 LAP	1:09.788
48	24.495	1:04.271	48	27.261	1:05.424	48	28.668	1:04.603	61	27.894	1:04.936	7	1 LAP	1:09.325
66	32.230	1:08.377	25	37.107	1:05.240	25	39.260	1:05.349	7	1 LAP	1:08.770	49	1 LAP	1:09.280
25	34.525	1:05.250	23	42.461	1:22.312	23	43.013	1:03.748	49	1 LAP	1:08.814	25	43.878	1:05.280
96	2 LAPS	1:20.532	55	1 LAP	1:07.754	30	51.253	1:05.926	48	30.108	1:04.381	23	44.382	1:03.540
55	1 LAP	1:06.303	30	48.523	1:07.899	55	1 LAP	1:06.407	25	41.668	1:05.349	55	1 LAP	1:05.789
30	43.282	1:06.308	12	49.331	1:07.660	12	52.229	1:06.094	23	43.912	1:03.840	30	57.530	1:05.877
12	44.329	1:06.404	96	2 LAPS	1:20.326				55	1 LAP	1:06.113	12	58.320	1:05.515
76	1 LAP	1:13.337	9	58.751	1:08.208				30	54.723	1:06.411			
9	53.201	1:07.735	76	1 LAP	1:13.687				12	55.875	1:06.587			

Oldies but Goldies
RACE 2 - LAP CHART

Lap 16			Lap 17			Lap 18			Lap 19			Lap 20		
No	Behind	Laptime	No	Behind	Laptime	No	Behind	Laptime	No	Behind	Laptime	No	Behind	Laptime
27		1:03.323	32		1:03.465	32		1:03.544	32		1:03.421	32		1:04.433
32	3.742	1:03.071	161	1 LAP	1:06.967	27	1 LAP	2:24.068 P	30	2 LAPS	2:27.516 P	55	2 LAPS	1:06.820
4	8.177	1:03.803	9	2 LAPS	1:08.000	4	1 LAP	2:21.826 P	27	1 LAP	1:07.180	12	1 LAP	1:06.340
161	1 LAP	1:06.520	76	2 LAPS	1:13.095	161	1 LAP	1:07.245	9	2 LAPS	1:04.391	76	4 LAPS	2:49.763 P
9	2 LAPS	2:25.955 P	70	1 LAP	1:09.598	9	2 LAPS	1:03.862	4	1 LAP	1:08.133	27	1 LAP	1:02.790
76	2 LAPS	1:12.500	23	42.428	1:04.554	23	44.128	1:05.244	161	1 LAP	1:07.612	30	2 LAPS	1:09.431
61	30.903	1:04.303	7	1 LAP	1:09.426	70	1 LAP	1:09.395	23	44.426	1:03.719	96	5 LAPS	2:42.661 P
96	3 LAPS	1:17.914	49	1 LAP	1:09.593	25	47.703	1:07.576	61	1 LAP	1:09.817	9	2 LAPS	1:03.912
70	1 LAP	1:08.650	25	43.671	1:05.925	61	1 LAP	2:30.953 P	49	1 LAP	1:09.758	4	1 LAP	1:03.981
7	1 LAP	1:08.381	96	3 LAPS	1:20.046	49	1 LAP	1:11.789				161	1 LAP	1:06.341
49	1 LAP	1:08.240	55	1 LAP	1:05.757	66	6 LAPS	7:52.058 P				61	1 LAP	1:04.459
25	44.953	1:04.398	12	59.856	1:06.050	55	1 LAP	1:06.712						
23	45.081	1:04.022				12	1:02.479	1:06.167						
55	1 LAP	1:05.876												
30	1:00.060	1:05.853												
12	1:01.013	1:06.016												

Oldies but Goldies
RACE 2 - LAP CHART

Lap 21			Lap 22			Lap 23			Lap 24			Lap 25		
No	Behind	Laptime	No	Behind	Laptime	No	Behind	Laptime	No	Behind	Laptime	No	Behind	Laptime
32		1:03.775	27		1:03.348	27		1:02.247	27		1:02.669	27		1:02.698
25	2 LAPS	2:26.467 P	32	2.866	2:24.375 P	32	9.352	1:08.733	55	1 LAP	1:07.006	25	1 LAP	1:05.085
55	2 LAPS	1:06.064	30	1 LAP	1:05.547	4	9.924	1:02.851	32	10.122	1:03.439	55	1 LAP	1:06.660
12	1 LAP	1:06.580	4	9.320	1:02.920	30	1 LAP	1:05.186	4	10.128	1:02.873	32	10.837	1:03.413
70	3 LAPS	2:39.297 P	12	1 LAP	2:27.812 P	70	2 LAPS	1:06.218	30	1 LAP	1:04.793	4	10.853	1:03.423
27	1 LAP	1:03.371	70	2 LAPS	1:06.465	9	1 LAP	1:05.523	9	1 LAP	1:03.175	96	6 LAPS	1:19.934
30	2 LAPS	1:05.705	9	1 LAP	1:11.584	12	1 LAP	1:11.999	70	2 LAPS	1:06.512	30	1 LAP	1:04.481
9	2 LAPS	1:03.003	49	2 LAPS	1:16.884	49	2 LAPS	1:11.417	12	1 LAP	1:06.032	9	1 LAP	1:03.296
4	1 LAP	1:04.021	76	3 LAPS	1:11.321	76	3 LAPS	1:11.107	49	2 LAPS	1:12.151	70	2 LAPS	1:05.452
76	4 LAPS	1:19.168	48	7 LAPS	9:50.380 P	61	47.460	1:04.506	76	3 LAPS	1:11.330	12	1 LAP	1:05.994
61	1 LAP	1:04.197	96	5 LAPS	1:18.656	161	1 LAP	1:07.419	61	48.697	1:03.906	61	50.578	1:04.579
23	1 LAP	2:30.562 P	61	45.201	1:04.417	96	5 LAPS	1:19.507	161	1 LAP	1:07.591	49	2 LAPS	1:12.371
55	1 LAP	1:06.478	161	1 LAP	1:15.308	23	1:00.051	1:04.057	23	1:01.857	1:04.475	76	3 LAPS	1:12.481
25	1 LAP	1:08.760	23	58.241	1:04.612	25	1:00.919	1:04.458						
27	1:18.161	1:03.132	25	58.708	1:04.645									
30	1 LAP	1:04.827	55	1:01.508	1:07.589									
9	1 LAP	1:03.904												
49	2 LAPS	2:38.287 P												
4	1:27.909	1:04.151												

Oldies but Goldies
RACE 2 - LAP CHART

Lap 26			Lap 27			Lap 28			Lap 29			Lap 30		
No	Behind	Laptime	No	Behind	Laptime	No	Behind	Laptime	No	Behind	Laptime	No	Behind	Laptime
27		1:03.328	27		1:02.948	27		1:03.523	27		1:03.359	27		1:03.479
23	1 LAP	1:04.457	76	4 LAPS	1:11.592	23	1 LAP	1:04.245	23	1 LAP	1:03.737	23	1 LAP	1:04.446
25	1 LAP	1:03.570	23	1 LAP	1:04.473	25	1 LAP	1:04.612	25	1 LAP	1:03.665	25	1 LAP	1:04.559
161	2 LAPS	1:08.807	25	1 LAP	1:04.416	49	3 LAPS	1:12.565	161	2 LAPS	1:07.283	96	7 LAPS	1:18.289
55	1 LAP	1:06.563	161	2 LAPS	1:07.130	76	4 LAPS	1:11.284	49	3 LAPS	1:10.902	32	14.438	1:04.228
32	11.346	1:03.837	32	12.135	1:03.737	161	2 LAPS	1:07.071	32	13.689	1:03.824	161	2 LAPS	1:08.436
4	11.381	1:03.856	4	12.147	1:03.714	4	11.738	1:03.114	76	4 LAPS	1:12.839	49	3 LAPS	1:11.201
30	1 LAP	1:05.369	55	1 LAP	1:07.914	32	13.224	1:04.612	9	1 LAP	1:03.596	9	1 LAP	1:03.823
9	1 LAP	1:03.275	30	1 LAP	1:04.553	55	1 LAP	1:06.865	55	1 LAP	1:07.080	30	1 LAP	1:06.065
70	2 LAPS	1:05.549	9	1 LAP	1:03.533	9	1 LAP	1:03.677	30	1 LAP	1:05.042	76	4 LAPS	1:11.442
96	6 LAPS	1:19.411	70	2 LAPS	1:05.415	30	1 LAP	1:05.235	70	2 LAPS	1:05.690	55	1 LAP	1:06.608
12	1 LAP	1:05.523	12	1 LAP	1:07.233	70	2 LAPS	1:05.671	61	54.797	1:03.954	70	2 LAPS	1:06.015
61	51.404	1:04.154	96	6 LAPS	1:18.272	61	54.202	1:05.025	12	1 LAP	1:05.857	61	55.511	1:04.193
49	2 LAPS	1:11.216	61	52.700	1:04.244	12	1 LAP	1:26.202				4	1 LAP	2:53.414 P
						96	6 LAPS	1:18.491				12	1 LAP	1:06.424

Oldies but Goldies
RACE 2 - LAP CHART

Lap 31			Lap 32			Lap 33			Lap 34			Lap 35		
No	Behind	Laptime	No	Behind	Laptime	No	Behind	Laptime	No	Behind	Laptime	No	Behind	Laptime
27		1:02.569	27		1:03.092	27		1:03.510	27		1:04.078	27		1:04.845
23	1 LAP	1:03.806	12	2 LAPS	1:06.474	12	2 LAPS	1:05.887	23	1 LAP	1:03.539	23	1 LAP	1:03.833
25	1 LAP	1:03.743	23	1 LAP	1:03.622	23	1 LAP	1:03.484	25	1 LAP	1:03.972	25	1 LAP	1:03.245
32	16.347	1:04.478	25	1 LAP	1:04.224	25	1 LAP	1:02.934	12	2 LAPS	1:07.821	96	8 LAPS	1:17.951
9	1 LAP	1:03.581	32	17.334	1:04.079	32	16.920	1:03.096	32	16.456	1:03.614	12	2 LAPS	1:06.176
161	2 LAPS	1:07.451	9	1 LAP	1:03.410	9	1 LAP	1:03.453	9	1 LAP	1:03.976	32	15.260	1:03.649
96	7 LAPS	1:18.810	161	2 LAPS	1:07.299	161	2 LAPS	1:07.070	30	1 LAP	1:04.805	9	1 LAP	1:03.659
30	1 LAP	1:05.130	30	1 LAP	1:04.421	30	1 LAP	1:04.642	161	2 LAPS	1:07.407	30	1 LAP	1:04.251
49	3 LAPS	1:11.250	55	1 LAP	1:06.560	55	1 LAP	1:07.361	55	1 LAP	1:06.640	161	2 LAPS	1:08.081
55	1 LAP	1:06.165	49	3 LAPS	1:10.051	49	3 LAPS	1:10.070	70	2 LAPS	1:05.989	55	1 LAP	1:06.659
76	4 LAPS	1:12.173	96	7 LAPS	1:19.218	70	2 LAPS	1:05.796	49	3 LAPS	1:10.441	70	2 LAPS	1:05.570
70	2 LAPS	1:05.345	70	2 LAPS	1:05.986	76	4 LAPS	1:11.224	76	4 LAPS	1:11.042	49	3 LAPS	1:10.038
61	57.302	1:04.360	76	4 LAPS	1:11.246	96	7 LAPS	1:18.410	61	58.936	1:04.313	61	58.116	1:04.025
			61	58.244	1:04.034	61	58.701	1:03.967						

Oldies but Goldies
RACE 2 - LAP CHART

Lap 36			Lap 37			Lap 38			Lap 39			Lap 40		
No	Behind	Laptime	No	Behind	Laptime	No	Behind	Laptime	No	Behind	Laptime	No	Behind	Laptime
27		1:04.596	27		1:05.606	27		1:04.114	27		1:03.330	27		1:05.769
76	5 LAPS	1:11.408	23	1 LAP	1:03.536	23	1 LAP	1:03.216	23	1 LAP	1:03.269	49	4 LAPS	1:10.241
23	1 LAP	1:03.642	25	1 LAP	1:03.728	25	1 LAP	1:03.041	25	1 LAP	1:03.288	32	14.176	1:03.648
25	1 LAP	1:03.566	76	5 LAPS	1:12.064	49	4 LAPS	1:11.450	49	4 LAPS	1:09.880	9	1 LAP	1:03.246
32	16.343	1:05.679	32	15.330	1:04.593	76	5 LAPS	1:11.236	32	16.297	1:04.200	76	5 LAPS	1:11.755
9	1 LAP	1:04.634	9	1 LAP	1:03.791	32	15.427	1:04.211	9	1 LAP	1:03.530	30	1 LAP	1:04.833
96	8 LAPS	1:21.085	30	1 LAP	1:04.623	9	1 LAP	1:03.334	76	5 LAPS	1:11.655	12	2 LAPS	1:06.152
30	1 LAP	1:05.315	96	8 LAPS	1:17.951	30	1 LAP	1:04.940	30	1 LAP	1:04.984	55	1 LAP	1:06.828
12	2 LAPS	1:29.038	12	2 LAPS	1:07.143	12	2 LAPS	1:06.080	12	2 LAPS	1:05.931	161	2 LAPS	1:06.650
161	2 LAPS	1:07.448	161	2 LAPS	1:07.285	161	2 LAPS	1:08.073	55	1 LAP	1:06.834	70	2 LAPS	1:06.091
55	1 LAP	1:06.327	55	1 LAP	1:06.595	55	1 LAP	1:06.375	161	2 LAPS	1:08.514	61	56.048	1:04.377
70	2 LAPS	1:05.811	70	2 LAPS	1:05.781	96	8 LAPS	1:19.559	70	2 LAPS	1:06.035	25	1:03.943	1:04.389
61	58.004	1:04.484	61	56.719	1:04.321	70	2 LAPS	1:06.051	61	57.440	1:04.091			
49	3 LAPS	1:10.561				61	56.679	1:04.074	96	8 LAPS	1:16.812			
									25	1:05.323	1:04.500			

Oldies but Goldies

RACE 2 - LAP CHART

Lap 41			Lap 42		
No	Behind	Laptime	No	Behind	Laptime
27		1:04.435	27		1:05.342
96	9 LAPS	1:18.885	32	13.065	1:04.152
32	14.255	1:04.514	9	1 LAP	1:03.396
9	1 LAP	1:03.520	49	4 LAPS	1:08.703
49	4 LAPS	1:10.382	96	9 LAPS	1:18.406
30	1 LAP	1:05.292	30	1 LAP	1:05.104
76	5 LAPS	1:11.561	76	5 LAPS	1:11.596
12	2 LAPS	1:06.048	12	2 LAPS	1:06.600
55	1 LAP	1:07.063	70	2 LAPS	1:06.330
70	2 LAPS	1:05.831	55	1 LAP	1:07.573
161	2 LAPS	1:07.366	61	56.141	1:05.553
61	55.930	1:04.317	161	2 LAPS	1:08.278
25	1:03.957	1:04.449	25	2:06.639	2:08.024

COYS Masters Pre-66 Saloons - Part 1a (Under 2-litre)
QUALIFYING - RACE 3 - CLASSIFICATION

POS	NO	CL	NAME	ENTRY	TIME	ON	LAPS	GAP	DIFF	MPH
1	96	HS	PEARSON / DEVINE	Ford Lotus Cortina Mk 1	59.711	6	15			72.26
2	76	D	Nick SWIFT	Austin Mini Cooper S	59.873	13	16	0.162	0.162	72.07
3	83	HS	SHAW / OLIVER	BMW 1800 Ti	1:00.007	6	15	0.296	0.134	71.90
4	69	HS	Roger WILLS	Ford Lotus Cortina Mk 1	1:00.205	9	19	0.494	0.198	71.67
5	34	HS	Charles TIPPET	BMW 1800 Ti	1:00.386	14	18	0.675	0.181	71.45
6	17	D	MEINS / ASHLEY	Austin Mini Cooper S	1:00.520	19	19	0.809	0.134	71.29
7	26	D	Ron MAYDON	Austin Mini Cooper S	1:00.708	20	20	0.997	0.188	71.07
8	151	HS	ARBER / O'BRIEN	Alfa Romeo GTA	1:00.742	17	19	1.031	0.034	71.03
9	57	HS	David HALL	Ford Lotus Cortina Mk 1	1:00.879	15	19	1.168	0.137	70.87
10	70	C	KREMER / KREMER	Alfa Romeo Giulia Ti Super	1:01.019	4	16	1.308	0.140	70.71
11	14	HS	BANKHURST / GASTON	Ford Lotus Cortina Mk 1	1:01.119	17	18	1.408	0.100	70.60
12	56	D	PADMORE / PADMORE	Austin Mini Cooper S	1:01.178	15	15	1.467	0.059	70.53
13	55	D	Chris LILLINGSTON-PRICE	Austin Mini Cooper S	1:01.328	16	19	1.617	0.150	70.36
14	115	D	SCHRYVER / SCHRYVER	Austin Mini Cooper S	1:01.921	8	18	2.210	0.593	69.68
15	121	Inv	JARVIS / CHAMBERS	Ford Lotus Cortina Mk 1	1:02.038	16	18	2.327	0.117	69.55
16	4	D	William LYNCH	Austin A35	1:02.266	9	11	2.555	0.228	69.30
17	72	HS	Peter THOMPSON	Alfa Romeo GTA	1:02.489	15	19	2.778	0.223	69.05
18	12	HS	FRANKEL / FRANKEL	Alfa Romeo GTA	1:02.903	6	17	3.192	0.414	68.59
19	18	D	Max ROSTRON	Ford Anglia Superspeed	1:03.343	15	16	3.632	0.440	68.12
20	81	HS	Paul POCHIOL	Ford Lotus Cortina Mk 1	1:03.528	13	18	3.817	0.185	67.92
21	50	E	TARRY / YOUNES	Morris Cooper S	1:04.316	8	18	4.605	0.788	67.09
22	58	D	EARNSHAW / EARNSHAW	Austin Mini Cooper S	1:04.455	7	17	4.744	0.139	66.94
23	62	E	Jon SANDILANDS	Hillman Hartwell Imp	1:05.407	12	17	5.696	0.952	65.97
24	99	E	Mike DOWSETT	Hillman Rallye Imp	1:05.873	12	18	6.162	0.466	65.50

Weather / Track : Sunny / Dry

These results are provisional until the conclusion of any judicial and technical matters.

Brands Hatch Indy
 Circuit Length = 1.1986 miles
 Start: 10:30 End: 10:52

Clerk of Course :		Timekeeper :
-------------------	--	--------------

COYS Masters Pre-66 Saloons - Part 1a (Under 2-litre)

QUALIFYING - RACE 3 - LAP ANALYSIS

4	William LYNCH		D Austin A35				
1 -	1:09.988	+ 7.722	10:31:47.527	7 -	1:02.733	+ 0.467	10:38:05.703
2 -	1:03.655	+ 1.389	10:32:51.182	8 -	1:02.382	+ 0.116	10:39:08.085
3 -	1:03.520	+ 1.254	10:33:54.702	9 -	1:02.266		10:40:10.351
4 -	1:03.178	+ 0.912	10:34:57.880	10 -	1:02.582	+ 0.316	10:41:12.933
5 -	1:02.616	+ 0.350	10:36:00.496	11 -	1:02.767	+ 0.501	10:42:15.700
6 -	1:02.474	+ 0.208	10:37:02.970				
12	FRANKEL / FRANKEL		HS Alfa Romeo GTA				
1 -	1:11.360	+ 8.457	10:31:43.951	10 -	1:03.089	+ 0.186	10:42:14.270
2 -	1:04.485	+ 1.582	10:32:48.436	11 -	2:27.658 P	+ 1:24.755	10:44:41.928
3 -	1:04.345	+ 1.442	10:33:52.781	12 -	1:11.491	+ 8.588	10:45:53.419
4 -	1:03.912	+ 1.009	10:34:56.693	13 -	1:03.560	+ 0.657	10:46:56.979
5 -	1:06.655	+ 3.752	10:36:03.348	14 -	1:03.179	+ 0.276	10:48:00.158
6 -	1:02.903		10:37:06.251	15 -	1:03.589	+ 0.686	10:49:03.747
7 -	1:03.173	+ 0.270	10:38:09.424	16 -	1:02.984	+ 0.081	10:50:06.731
8 -	1:51.956 P	+ 49.053	10:40:01.380	17 -	1:05.546	+ 2.643	10:51:12.277
9 -	1:09.801	+ 6.898	10:41:11.181				
14	BANKHURST / GASTON		HS Ford Lotus Cortina Mk 1				
1 -	1:12.569	+ 11.450	10:31:26.934	10 -	1:01.854	+ 0.735	10:42:23.094
2 -	1:04.868	+ 3.749	10:32:31.802	11 -	1:02.664	+ 1.545	10:43:25.758
3 -	1:03.525	+ 2.406	10:33:35.327	12 -	1:02.032	+ 0.913	10:44:27.790
4 -	1:03.319	+ 2.200	10:34:38.646	13 -	1:01.880	+ 0.761	10:45:29.670
5 -	1:02.668	+ 1.549	10:35:41.314	14 -	1:03.727	+ 2.608	10:46:33.397
6 -	1:04.338	+ 3.219	10:36:45.652	15 -	1:02.693	+ 1.574	10:47:36.090
7 -	1:03.106	+ 1.987	10:37:48.758	16 -	1:02.923	+ 1.804	10:48:39.013
8 -	2:23.497 P	+ 1:22.378	10:40:12.255	17 -	1:01.119		10:49:40.132
9 -	1:08.985	+ 7.866	10:41:21.240	18 -	1:01.979	+ 0.860	10:50:42.111
17	MEINS / ASHLEY		D Austin Mini Cooper S				
1 -	1:09.534	+ 9.014	10:31:36.276	11 -	1:00.810	+ 0.290	10:41:51.248
2 -	1:02.224	+ 1.704	10:32:38.500	12 -	1:00.858	+ 0.338	10:42:52.106
3 -	1:02.046	+ 1.526	10:33:40.546	13 -	1:02.277	+ 1.757	10:43:54.383
4 -	1:01.320	+ 0.800	10:34:41.866	14 -	2:23.943 P	+ 1:23.423	10:46:18.326
5 -	1:02.263	+ 1.743	10:35:44.129	15 -	1:06.438	+ 5.918	10:47:24.764
6 -	1:01.983	+ 1.463	10:36:46.112	16 -	1:01.290	+ 0.770	10:48:26.054
7 -	1:01.309	+ 0.789	10:37:47.421	17 -	1:01.519	+ 0.999	10:49:27.573
8 -	1:01.008	+ 0.488	10:38:48.429	18 -	1:00.918	+ 0.398	10:50:28.491
9 -	1:01.128	+ 0.608	10:39:49.557	19 -	1:00.520		10:51:29.011
10 -	1:00.881	+ 0.361	10:40:50.438				
18	Max ROSTRON		D Ford Anglia Superspeed				
1 -	1:21.096	+ 17.753	10:32:07.205	9 -	1:03.835	+ 0.492	10:40:55.745
2 -	1:08.900	+ 5.557	10:33:16.105	10 -	1:04.510	+ 1.167	10:42:00.255
3 -	1:07.854	+ 4.511	10:34:23.959	11 -	1:05.008	+ 1.665	10:43:05.263
4 -	1:06.483	+ 3.140	10:35:30.442	12 -	1:03.982	+ 0.639	10:44:09.245
5 -	1:05.175	+ 1.832	10:36:35.617	13 -	1:03.792	+ 0.449	10:45:13.037
6 -	1:05.904	+ 2.561	10:37:41.521	14 -	1:03.907	+ 0.564	10:46:16.944
7 -	1:05.347	+ 2.004	10:38:46.868	15 -	1:03.343		10:47:20.287
8 -	1:05.042	+ 1.699	10:39:51.910	16 -	1:08.895	+ 5.552	10:48:29.182
26	Ron MAYDON		D Austin Mini Cooper S				
1 -	1:11.113	+ 10.405	10:31:46.855	11 -	1:03.610	+ 2.902	10:42:11.492
2 -	1:03.716	+ 3.008	10:32:50.571	12 -	1:03.944	+ 3.236	10:43:15.436
3 -	1:02.930	+ 2.222	10:33:53.501	13 -	1:01.700	+ 0.992	10:44:17.136
4 -	1:02.140	+ 1.432	10:34:55.641	14 -	1:01.918	+ 1.210	10:45:19.054
5 -	1:01.226	+ 0.518	10:35:56.867	15 -	1:01.289	+ 0.581	10:46:20.343
6 -	1:01.737	+ 1.029	10:36:58.604	16 -	1:00.851	+ 0.143	10:47:21.194
7 -	1:02.224	+ 1.516	10:38:00.828	17 -	1:02.702	+ 1.994	10:48:23.896
8 -	1:01.584	+ 0.876	10:39:02.412	18 -	1:01.133	+ 0.425	10:49:25.029
9 -	1:02.098	+ 1.390	10:40:04.510	19 -	1:03.739	+ 3.031	10:50:28.768
10 -	1:03.372	+ 2.664	10:41:07.882	20 -	1:00.708		10:51:29.476

Brands Hatch Indy
Circuit Length = 1.1986 miles
Start: 10:30 End: 10:52

Weather / Track : Sunny / Dry

COYS Masters Pre-66 Saloons - Part 1a (Under 2-litre)

QUALIFYING - RACE 3 - LAP ANALYSIS

34	Charles TIPPET		HS BMW 1800 Ti				
1 -	1:16.348	+ 15.962	10:31:37.396	10 -	1:01.174	+ 0.788	10:40:57.957
2 -	1:03.546	+ 3.160	10:32:40.942	11 -	1:02.033	+ 1.647	10:41:59.990
3 -	1:03.989	+ 3.603	10:33:44.931	12 -	1:01.251	+ 0.865	10:43:01.241
4 -	1:02.558	+ 2.172	10:34:47.489	13 -	1:00.871	+ 0.485	10:44:02.112
5 -	1:01.070	+ 0.684	10:35:48.559	14 -	1:00.386		10:45:02.498
6 -	1:02.344	+ 1.958	10:36:50.903	15 -	1:00.876	+ 0.490	10:46:03.374
7 -	1:02.512	+ 2.126	10:37:53.415	16 -	1:01.073	+ 0.687	10:47:04.447
8 -	1:01.113	+ 0.727	10:38:54.528	17 -	1:01.440	+ 1.054	10:48:05.887
9 -	1:02.255	+ 1.869	10:39:56.783	18 -	1:02.703	+ 2.317	10:49:08.590
50	TARRY / YOULES		E Morris Cooper S				
1 -	1:14.661	+ 10.345	10:31:30.181	10 -	2:13.854 P	+ 1:09.538	10:42:26.376
2 -	1:05.979	+ 1.663	10:32:36.160	11 -	1:12.050	+ 7.734	10:43:38.426
3 -	1:04.950	+ 0.634	10:33:41.110	12 -	1:07.545	+ 3.229	10:44:45.971
4 -	1:06.271	+ 1.955	10:34:47.381	13 -	1:05.898	+ 1.582	10:45:51.869
5 -	1:06.383	+ 2.067	10:35:53.764	14 -	1:05.316	+ 1.000	10:46:57.185
6 -	1:04.805	+ 0.489	10:36:58.569	15 -	1:05.385	+ 1.069	10:48:02.570
7 -	1:04.351	+ 0.035	10:38:02.920	16 -	1:04.977	+ 0.661	10:49:07.547
8 -	1:04.316		10:39:07.236	17 -	1:06.288	+ 1.972	10:50:13.835
9 -	1:05.286	+ 0.970	10:40:12.522	18 -	1:05.269	+ 0.953	10:51:19.104
55	Chris LILLINGSTON-PRICE		D Austin Mini Cooper S				
1 -	1:11.719	+ 10.391	10:32:02.239	11 -	1:02.108	+ 0.780	10:42:21.299
2 -	1:02.451	+ 1.123	10:33:04.690	12 -	1:01.962	+ 0.634	10:43:23.261
3 -	1:01.820	+ 0.492	10:34:06.510	13 -	1:01.945	+ 0.617	10:44:25.206
4 -	1:01.790	+ 0.462	10:35:08.300	14 -	1:01.423	+ 0.095	10:45:26.629
5 -	1:01.411	+ 0.083	10:36:09.711	15 -	1:02.679	+ 1.351	10:46:29.308
6 -	1:01.915	+ 0.587	10:37:11.626	16 -	1:01.328		10:47:30.636
7 -	1:01.461	+ 0.133	10:38:13.087	17 -	1:01.528	+ 0.200	10:48:32.164
8 -	1:02.421	+ 1.093	10:39:15.508	18 -	1:02.223	+ 0.895	10:49:34.387
9 -	1:01.814	+ 0.486	10:40:17.322	19 -	1:02.484	+ 1.156	10:50:36.871
10 -	1:01.869	+ 0.541	10:41:19.191				
56	PADMORE / PADMORE		D Austin Mini Cooper S				
1 -	1:09.042	+ 7.864	10:31:36.769	9 -	1:04.650	+ 3.472	10:42:24.986
2 -	1:03.819	+ 2.641	10:32:40.588	10 -	1:02.148	+ 0.970	10:43:27.134
3 -	1:04.064	+ 2.886	10:33:44.652	11 -	1:05.684	+ 4.506	10:44:32.818
4 -	1:02.963	+ 1.785	10:34:47.615	12 -	3:46.969 P	+ 2:45.791	10:48:19.787
5 -	3:16.714 P	+ 2:15.536	10:38:04.329	13 -	1:05.303	+ 4.125	10:49:25.090
6 -	1:10.414	+ 9.236	10:39:14.743	14 -	1:01.472	+ 0.294	10:50:26.562
7 -	1:03.594	+ 2.416	10:40:18.337	15 -	1:01.178		10:51:27.740
8 -	1:01.999	+ 0.821	10:41:20.336				
57	David HALL		HS Ford Lotus Cortina Mk 1				
1 -	1:11.302	+ 10.423	10:31:45.772	11 -	1:04.585	+ 3.706	10:42:12.586
2 -	1:04.204	+ 3.325	10:32:49.976	12 -	1:09.243	+ 8.364	10:43:21.829
3 -	1:03.885	+ 3.006	10:33:53.861	13 -	1:13.637	+ 12.758	10:44:35.466
4 -	1:03.047	+ 2.168	10:34:56.908	14 -	1:02.118	+ 1.239	10:45:37.584
5 -	1:02.327	+ 1.448	10:35:59.235	15 -	1:00.879		10:46:38.463
6 -	1:01.835	+ 0.956	10:37:01.070	16 -	1:01.791	+ 0.912	10:47:40.254
7 -	1:02.935	+ 2.056	10:38:04.005	17 -	1:01.293	+ 0.414	10:48:41.547
8 -	1:01.490	+ 0.611	10:39:05.495	18 -	1:01.727	+ 0.848	10:49:43.274
9 -	1:01.028	+ 0.149	10:40:06.523	19 -	1:01.392	+ 0.513	10:50:44.666
10 -	1:01.478	+ 0.599	10:41:08.001				
58	EARNSHAW / EARNSHAW		D Austin Mini Cooper S				
1 -	1:16.617	+ 12.162	10:31:40.303	10 -	1:04.707	+ 0.252	10:41:33.012
2 -	1:07.208	+ 2.753	10:32:47.511	11 -	1:05.058	+ 0.603	10:42:38.070
3 -	1:06.730	+ 2.275	10:33:54.241	12 -	1:06.962	+ 2.507	10:43:45.032
4 -	1:05.600	+ 1.145	10:34:59.841	13 -	1:04.716	+ 0.261	10:44:49.748
5 -	1:05.544	+ 1.089	10:36:05.385	14 -	2:56.865 P	+ 1:52.410	10:47:46.613
6 -	1:05.605	+ 1.150	10:37:10.990	15 -	1:19.830	+ 15.375	10:49:06.443
7 -	1:04.455		10:38:15.445	16 -	1:11.134	+ 6.679	10:50:17.577

Brands Hatch Indy
Circuit Length = 1.1986 miles
Start: 10:30 End: 10:52

Weather / Track : Sunny / Dry

COYS Masters Pre-66 Saloons - Part 1a (Under 2-litre)

QUALIFYING - RACE 3 - LAP ANALYSIS

8 -	1:04.815	+ 0.360	10:39:20.260	17 -	1:09.670	+ 5.215	10:51:27.247
9 -	1:08.045	+ 3.590	10:40:28.305				
62	Jon SANDILANDS		E Hillman Hartwell Imp				
1 -	1:17.851	+ 12.444	10:31:26.262	10 -	1:06.105	+ 0.698	10:41:30.900
2 -	1:11.846	+ 6.439	10:32:38.108	11 -	1:05.549	+ 0.142	10:42:36.449
3 -	1:07.899	+ 2.492	10:33:46.007	12 -	1:05.407		10:43:41.856
4 -	1:07.999	+ 2.592	10:34:54.006	13 -	1:05.879	+ 0.472	10:44:47.735
5 -	1:06.460	+ 1.053	10:36:00.466	14 -	1:05.694	+ 0.287	10:45:53.429
6 -	1:06.137	+ 0.730	10:37:06.603	15 -	1:06.184	+ 0.777	10:46:59.613
7 -	1:06.464	+ 1.057	10:38:13.067	16 -	1:08.221	+ 2.814	10:48:07.834
8 -	1:05.691	+ 0.284	10:39:18.758	17 -	1:08.458	+ 3.051	10:49:16.292
9 -	1:06.037	+ 0.630	10:40:24.795				
69	Roger WILLS		HS Ford Lotus Cortina Mk 1				
1 -	1:11.406	+ 11.201	10:31:16.983	11 -	1:01.686	+ 1.481	10:43:01.991
2 -	1:02.378	+ 2.173	10:32:19.361	12 -	1:01.450	+ 1.245	10:44:03.441
3 -	1:00.432	+ 0.227	10:33:19.793	13 -	1:01.894	+ 1.689	10:45:05.335
4 -	1:00.856	+ 0.651	10:34:20.649	14 -	1:00.622	+ 0.417	10:46:05.957
5 -	1:00.215	+ 0.010	10:35:20.864	15 -	1:00.510	+ 0.305	10:47:06.467
6 -	2:20.274 P	+ 1:20.069	10:37:41.138	16 -	1:00.590	+ 0.385	10:48:07.057
7 -	1:05.607	+ 5.402	10:38:46.745	17 -	1:00.457	+ 0.252	10:49:07.514
8 -	1:12.355	+ 12.150	10:39:59.100	18 -	1:01.462	+ 1.257	10:50:08.976
9 -	1:00.205		10:40:59.305	19 -	1:01.160	+ 0.955	10:51:10.136
10 -	1:01.000	+ 0.795	10:42:00.305				
70	KREMER / KREMER		C Alfa Romeo Giulia Ti Super				
1 -	1:16.487	+ 15.468	10:31:58.145	9 -	1:15.625	+ 14.606	10:43:09.131
2 -	1:03.350	+ 2.331	10:33:01.495	10 -	1:07.035	+ 6.016	10:44:16.166
3 -	1:01.093	+ 0.074	10:34:02.588	11 -	1:07.288	+ 6.269	10:45:23.454
4 -	1:01.019		10:35:03.607	12 -	1:06.027	+ 5.008	10:46:29.481
5 -	1:03.942	+ 2.923	10:36:07.549	13 -	1:06.800	+ 5.781	10:47:36.281
6 -	1:08.551	+ 7.532	10:37:16.100	14 -	1:06.915	+ 5.896	10:48:43.196
7 -	1:01.369	+ 0.350	10:38:17.469	15 -	1:06.273	+ 5.254	10:49:49.469
8 -	3:36.037 P	+ 2:35.018	10:41:53.506	16 -	1:05.655	+ 4.636	10:50:55.124
72	Peter THOMPSON		HS Alfa Romeo GTA				
1 -	1:15.349	+ 12.860	10:31:26.385	11 -	1:03.966	+ 1.477	10:42:11.268
2 -	1:06.962	+ 4.473	10:32:33.347	12 -	1:03.909	+ 1.420	10:43:15.177
3 -	1:04.317	+ 1.828	10:33:37.664	13 -	1:03.263	+ 0.774	10:44:18.440
4 -	1:03.791	+ 1.302	10:34:41.455	14 -	1:03.469	+ 0.980	10:45:21.909
5 -	1:04.273	+ 1.784	10:35:45.728	15 -	1:02.489		10:46:24.398
6 -	1:03.597	+ 1.108	10:36:49.325	16 -	1:03.047	+ 0.558	10:47:27.445
7 -	1:04.676	+ 2.187	10:37:54.001	17 -	1:02.783	+ 0.294	10:48:30.228
8 -	1:04.365	+ 1.876	10:38:58.366	18 -	1:03.760	+ 1.271	10:49:33.988
9 -	1:03.959	+ 1.470	10:40:02.325	19 -	1:02.975	+ 0.486	10:50:36.963
10 -	1:04.977	+ 2.488	10:41:07.302				
76	Nick SWIFT		D Austin Mini Cooper S				
1 -	1:08.271	+ 8.398	10:31:33.811	9 -	1:06.126	+ 6.253	10:43:33.812
2 -	1:02.329	+ 2.456	10:32:36.140	10 -	1:06.943	+ 7.070	10:44:40.755
3 -	1:01.052	+ 1.179	10:33:37.192	11 -	1:07.973	+ 8.100	10:45:48.728
4 -	1:00.434	+ 0.561	10:34:37.626	12 -	1:04.884	+ 5.011	10:46:53.612
5 -	59.937	+ 0.064	10:35:37.563	13 -	59.873		10:47:53.485
6 -	59.896	+ 0.023	10:36:37.459	14 -	1:00.384	+ 0.511	10:48:53.869
7 -	4:36.961 P	+ 3:37.088	10:41:14.420	15 -	59.886	+ 0.013	10:49:53.755
8 -	1:13.266	+ 13.393	10:42:27.686	16 -	1:01.603	+ 1.730	10:50:55.358
81	Paul POCHIOL		HS Ford Lotus Cortina Mk 1				
1 -	1:15.484	+ 11.956	10:31:28.577	10 -	1:06.135	+ 2.607	10:42:13.404
2 -	1:10.900	+ 7.372	10:32:39.477	11 -	1:03.643	+ 0.115	10:43:17.047
3 -	1:06.718	+ 3.190	10:33:46.195	12 -	1:04.006	+ 0.478	10:44:21.053
4 -	1:49.199 P	+ 45.671	10:35:35.394	13 -	1:03.528		10:45:24.581
5 -	1:12.932	+ 9.404	10:36:48.326	14 -	1:05.463	+ 1.935	10:46:30.044
6 -	1:04.659	+ 1.131	10:37:52.985	15 -	1:05.910	+ 2.382	10:47:35.954

Brands Hatch Indy
Circuit Length = 1.1986 miles
Start: 10:30 End: 10:52

Weather / Track : Sunny / Dry

COYS Masters Pre-66 Saloons - Part 1a (Under 2-litre)

QUALIFYING - RACE 3 - LAP ANALYSIS

7 -	1:04.042	+ 0.514	10:38:57.027	16 -	1:05.132	+ 1.604	10:48:41.086
8 -	1:04.646	+ 1.118	10:40:01.673	17 -	1:04.109	+ 0.581	10:49:45.195
9 -	1:05.596	+ 2.068	10:41:07.269	18 -	1:04.316	+ 0.788	10:50:49.511
83	SHAW / OLIVER		HS BMW 1800 Ti				
1 -	1:08.303	+ 8.296	10:31:37.530	9 -	1:08.944	+ 8.937	10:41:07.037
2 -	1:01.980	+ 1.973	10:32:39.510	10 -	1:01.611	+ 1.604	10:42:08.648
3 -	1:01.070	+ 1.063	10:33:40.580	11 -	1:01.768	+ 1.761	10:43:10.416
4 -	1:01.260	+ 1.253	10:34:41.840	12 -	1:01.730	+ 1.723	10:44:12.146
5 -	1:00.916	+ 0.909	10:35:42.756	13 -	1:00.749	+ 0.742	10:45:12.895
6 -	1:00.007		10:36:42.763	14 -	1:00.575	+ 0.568	10:46:13.470
7 -	1:00.618	+ 0.611	10:37:43.381	15 -	4:30.069 P	+ 3:30.062	10:50:43.539
8 -	2:14.712 P	+ 1:14.705	10:39:58.093				
96	PEARSON / DEVINE		HS Ford Lotus Cortina Mk 1				
1 -	1:01.950	+ 2.239	10:32:18.527	9 -	59.802	+ 0.091	10:40:20.024
2 -	1:00.588	+ 0.877	10:33:19.115	10 -	59.743	+ 0.032	10:41:19.767
3 -	1:00.950	+ 1.239	10:34:20.065	11 -	1:00.292	+ 0.581	10:42:20.059
4 -	59.891	+ 0.180	10:35:19.956	12 -	1:00.124	+ 0.413	10:43:20.183
5 -	59.987	+ 0.276	10:36:19.943	13 -	1:00.207	+ 0.496	10:44:20.390
6 -	59.711		10:37:19.654	14 -	1:00.291	+ 0.580	10:45:20.681
7 -	1:00.288	+ 0.577	10:38:19.942	15 -	2:42.897 P	+ 1:43.186	10:48:03.578
8 -	1:00.280	+ 0.569	10:39:20.222				
99	Mike DOWSETT		E Hillman Rallye Imp				
1 -	1:22.503	+ 16.630	10:32:06.351	10 -	1:08.861	+ 2.988	10:42:13.668
2 -	1:08.690	+ 2.817	10:33:15.041	11 -	1:07.847	+ 1.974	10:43:21.515
3 -	1:08.225	+ 2.352	10:34:23.266	12 -	1:05.873		10:44:27.388
4 -	1:06.244	+ 0.371	10:35:29.510	13 -	1:08.027	+ 2.154	10:45:35.415
5 -	1:05.894	+ 0.021	10:36:35.404	14 -	1:06.193	+ 0.320	10:46:41.608
6 -	1:09.030	+ 3.157	10:37:44.434	15 -	1:06.942	+ 1.069	10:47:48.550
7 -	1:06.495	+ 0.622	10:38:50.929	16 -	1:07.464	+ 1.591	10:48:56.014
8 -	1:06.756	+ 0.883	10:39:57.685	17 -	1:07.704	+ 1.831	10:50:03.718
9 -	1:07.122	+ 1.249	10:41:04.807	18 -	1:06.874	+ 1.001	10:51:10.592
115	SCHRYVER / SCHRYVER		D Austin Mini Cooper S				
1 -	1:14.404	+ 12.483	10:32:03.130	10 -	1:02.355	+ 0.434	10:41:28.264
2 -	1:03.480	+ 1.559	10:33:06.610	11 -	1:51.335 P	+ 49.414	10:43:19.599
3 -	1:03.538	+ 1.617	10:34:10.148	12 -	1:11.853	+ 9.932	10:44:31.452
4 -	1:02.138	+ 0.217	10:35:12.286	13 -	1:06.613	+ 4.692	10:45:38.065
5 -	1:03.283	+ 1.362	10:36:15.569	14 -	1:03.700	+ 1.779	10:46:41.765
6 -	1:02.608	+ 0.687	10:37:18.177	15 -	1:03.464	+ 1.543	10:47:45.229
7 -	1:02.394	+ 0.473	10:38:20.571	16 -	1:02.602	+ 0.681	10:48:47.831
8 -	1:01.921		10:39:22.492	17 -	1:02.242	+ 0.321	10:49:50.073
9 -	1:03.417	+ 1.496	10:40:25.909	18 -	1:03.061	+ 1.140	10:50:53.134
121	JARVIS / CHAMBERS		Inv Ford Lotus Cortina Mk 1				
1 -	1:14.165	+ 12.127	10:31:32.255	10 -	1:03.150	+ 1.112	10:41:05.445
2 -	1:05.365	+ 3.327	10:32:37.620	11 -	1:02.721	+ 0.683	10:42:08.166
3 -	1:04.627	+ 2.589	10:33:42.247	12 -	2:19.509 P	+ 1:17.471	10:44:27.675
4 -	1:02.817	+ 0.779	10:34:45.064	13 -	1:12.356	+ 10.318	10:45:40.031
5 -	1:02.245	+ 0.207	10:35:47.309	14 -	1:03.264	+ 1.226	10:46:43.295
6 -	1:03.508	+ 1.470	10:36:50.817	15 -	1:04.303	+ 2.265	10:47:47.598
7 -	1:03.155	+ 1.117	10:37:53.972	16 -	1:02.038		10:48:49.636
8 -	1:05.418	+ 3.380	10:38:59.390	17 -	1:02.674	+ 0.636	10:49:52.310
9 -	1:02.905	+ 0.867	10:40:02.295	18 -	1:02.674	+ 0.636	10:50:54.984
151	ARBER / O'BRIEN		HS Alfa Romeo GTA				
1 -	1:17.068	+ 16.326	10:32:05.081	11 -	1:00.999	+ 0.257	10:42:26.168
2 -	1:03.189	+ 2.447	10:33:08.270	12 -	1:00.928	+ 0.186	10:43:27.096
3 -	1:02.454	+ 1.712	10:34:10.724	13 -	1:01.708	+ 0.966	10:44:28.804
4 -	1:01.903	+ 1.161	10:35:12.627	14 -	1:01.236	+ 0.494	10:45:30.040
5 -	1:02.309	+ 1.567	10:36:14.936	15 -	1:02.326	+ 1.584	10:46:32.366
6 -	1:01.727	+ 0.985	10:37:16.663	16 -	1:02.610	+ 1.868	10:47:34.976
7 -	1:01.183	+ 0.441	10:38:17.846	17 -	1:00.742		10:48:35.718

Brands Hatch Indy
Circuit Length = 1.1986 miles
Start: 10:30 End: 10:52

Weather / Track : Sunny / Dry


COYS Masters Pre-66 Saloons - Part 1a (Under 2-litre)

QUALIFYING - RACE 3 - LAP ANALYSIS

8 -	1:02.925	+ 2.183	10:39:20.771	18 -	1:01.451	+ 0.709	10:49:37.169
9 -	1:01.297	+ 0.555	10:40:22.068	19 -	1:01.575	+ 0.833	10:50:38.744
10 -	1:03.101	+ 2.359	10:41:25.169				

COYS Masters Pre-66 Saloons - Part 1a (Under 2-litre)

RACE 3 - GRID

ROW 12	1:05.407 62 Jon SANDILANDS	1:05.873 99 Mike DOWSETT
ROW 11	1:04.316 50 TARRY / YOULES	1:04.455 58 EARNSHAW / EARNSHAW
ROW 10	1:03.343 18 Max ROSTRON	1:03.528 81 Paul POCHIOL
ROW 9	1:02.489 72 Peter THOMPSON	1:02.903 12 FRANKEL / FRANKEL
ROW 8	1:02.038 121 JARVIS / CHAMBERS	1:02.266 4 William LYNCH
ROW 7	1:01.328 55 Chris LILLINGSTON-PRICE	1:01.921 115 SCHRYVER / SCHRYVER
ROW 6	1:01.119 14 BANKHURST / GASTON	1:01.178 56 PADMORE / PADMORE
ROW 5	1:00.879 57 David HALL	1:01.019 70 KREMER / KREMER
ROW 4	1:00.708 26 Ron MAYDON	1:00.742 151 ARBER / O'BRIEN
ROW 3	1:00.386 34 Charles TIPPET	1:00.520 17 MEINS / ASHLEY
ROW 2	1:00.007 83 SHAW / OLIVER	1:00.205 69 Roger WILLS
ROW 1	59.711 96 PEARSON / DEVINE	59.873 76 Nick SWIFT
Pole		
		

Brands Hatch Indy
Circuit Length = 1.1986 miles

These results are provisional until the conclusion of any judicial and technical matters.

Clerk of Course :

Timekeeper :

COYS Masters Pre-66 Saloons - Part 1a (Under 2-litre)

RACE 3 - CLASSIFICATION

POS	NO	CL	NAME	ENTRY	LAPS	TIME	GAP	DIFF	MPH	BEST	ON
1	83	HS	SHAW / OLIVER	BMW 1800 Ti	43	45:16.260			68.30	1:00.254	9
2	69	HS	Roger WILLS	Ford Lotus Cortina Mk 1	43	45:25.088	8.828	8.828	68.08	1:00.781	9
3	34	HS	Charles TIPPET	BMW 1800 Ti	43	45:37.470	21.210	12.382	67.78	1:00.668	21
4	17	D	MEINS / ASHLEY	Austin Mini Cooper S	43	45:39.047	22.787	1.577	67.74	1:00.993	38
5	57	HS	David HALL	Ford Lotus Cortina Mk 1	43	45:49.569	33.309	10.522	67.48	1:00.788	27
6	115	D	SCHRYVER / SCHRYVER	Austin Mini Cooper S	42	45:34.508	1 lap	1 lap	66.27	1:01.834	5
7	12	HS	FRANKEL / FRANKEL	Alfa Romeo GTA	42	45:54.658	1 lap	20.150	65.79	1:02.335	5
8	14	HS	BANKHURST / GASTON	Ford Lotus Cortina Mk 1	42	45:57.003	1 lap	2.345	65.73	1:01.308	17
9	72	HS	Peter THOMPSON	Alfa Romeo GTA	42	46:06.193	1 lap	9.190	65.51	1:02.102	28
10	121	Inv	JARVIS / CHAMBERS	Ford Lotus Cortina Mk 1	42	46:06.319	1 lap	0.126	65.51	1:01.394	36
11	70	C	KREMER / KREMER	Alfa Romeo Giulia Ti Super	41	45:19.360	2 laps	1 lap	65.05	1:01.356	13
12	55	D	Chris LILLINGSTON-PRICE	Austin Mini Cooper S	41	45:35.337	2 laps	15.977	64.67	1:00.899	18
13	18	D	Max ROSTRON	Ford Anglia Superspeed	41	46:14.409	2 laps	39.072	63.76	1:03.880	26
14	81	HS	Paul POCHIOL	Ford Lotus Cortina Mk 1	40	45:19.921	3 laps	1 lap	63.45	1:04.196	35
15	99	E	Mike DOWSETT	Hillman Rallye Imp	40	46:22.533	3 laps	1:02.612	62.03	1:05.763	15
16	50	E	TARRY / YOULES	Morris Cooper S	39	45:35.102	4 laps	1 lap	61.52	1:04.645	11
17	62	E	Jon SANDILANDS	Hillman Hartwell Imp	38	45:58.089	5 laps	1 lap	59.45	1:05.992	27
18	58	D	EARNSHAW / EARNSHAW	Austin Mini Cooper S	37	45:53.776	6 laps	1 lap	57.97	1:03.626	31

NOT CLASSIFIED

DNC	26	D	Ron MAYDON	Austin Mini Cooper S	32	41:20.061	11 laps	5 laps	55.67	1:00.689	15
DNC	76	D	Nick SWIFT	Austin Mini Cooper S	31	32:55.179	12 laps	1 lap	67.72	1:00.292	9
DNC	151	HS	ARBER / O'BRIEN	Alfa Romeo GTA	29	31:02.843	14 laps	2 laps	67.17	1:00.007	10
DNC	56	D	PADMORE / PADMORE	Austin Mini Cooper S	23	34:02.397	20 laps	6 laps	48.59	1:01.213	3
DNC	96	HS	PEARSON / DEVINE	Ford Lotus Cortina Mk 1	10	11:12.460	33 laps	13 laps	64.16	1:00.163	8
DNC	4	D	William LYNCH	Austin A35	8	9:13.075	35 laps	2 laps	62.41	1:03.033	2

FASTEST LAP

151	HS	ARBER / O'BRIEN	Alfa Romeo GTA	10	1:00.007	71.90 mph	115.72 kph
76	D	Nick SWIFT	Austin Mini Cooper S	9	1:00.292	71.56 mph	115.17 kph
70	C	KREMER / KREMER	Alfa Romeo Giulia Ti Super	13	1:01.356	70.32 mph	113.18 kph
121	Inv	JARVIS / CHAMBERS	Ford Lotus Cortina Mk 1	36	1:01.394	70.28 mph	113.11 kph
50	E	TARRY / YOULES	Morris Cooper S	11	1:04.645	66.74 mph	107.42 kph

Weather / Track : Cloudy / Dry

These results are provisional until the conclusion of any judicial and technical matters.

Brands Hatch Indy
Circuit Length = 1.1986 miles
Start: 15:00 End: 15:46

Clerk of Course :	Timekeeper :
-------------------	--------------

COYS Masters Pre-66 Saloons - Part 1a (Under 2-litre)

RACE 3 - LAP CHART

Lap 1			Lap 2			Lap 3			Lap 4			Lap 5		
No	Behind	Laptime	No	Behind	Laptime	No	Behind	Laptime	No	Behind	Laptime	No	Behind	Laptime
76		1:04.601	76		1:00.551	76		1:00.375	76		1:00.544	76		1:00.392
96	0.935	1:05.536	96	0.655	1:00.271	96	0.665	1:00.385	96	0.678	1:00.557	96	0.783	1:00.497
83	1.410	1:06.011	83	2.068	1:01.209	83	3.091	1:01.398	83	2.952	1:00.405	83	3.046	1:00.486
69	2.163	1:06.764	69	2.739	1:01.127	69	3.615	1:01.251	69	4.440	1:01.369	69	5.166	1:01.118
17	3.031	1:07.632	17	3.576	1:01.096	26	4.878	1:01.406	17	6.094	1:01.759	34	7.348	1:01.634
26	3.073	1:07.674	26	3.847	1:01.325	17	4.879	1:01.678	34	6.106	1:01.499	17	7.427	1:01.725
34	3.369	1:07.970	34	4.319	1:01.501	34	5.151	1:01.207	151	6.409	1:01.323	26	8.106	1:02.086
151	3.834	1:08.435	151	4.589	1:01.306	151	5.630	1:01.416	26	6.412	1:02.078	151	8.745	1:02.728
57	4.811	1:09.412	56	6.371	1:02.081	56	7.209	1:01.213	56	7.900	1:01.235	56	8.778	1:01.270
56	4.841	1:09.442	57	7.018	1:02.758	57	8.751	1:02.108	57	11.062	1:02.855	57	12.939	1:02.269
70	5.509	1:10.110	70	8.020	1:03.062	70	9.680	1:02.035	55	11.810	1:01.814	55	13.381	1:01.963
115	6.321	1:10.922	115	8.840	1:03.070	55	10.540	1:02.074	70	11.974	1:02.838	70	13.653	1:02.071
55	6.357	1:10.958	55	8.841	1:03.035	14	11.402	1:02.438	14	12.546	1:01.688	14	14.254	1:02.100
14	6.802	1:11.403	14	9.339	1:03.088	115	11.480	1:03.015	115	14.256	1:03.320	115	15.698	1:01.834
4	7.939	1:12.540	4	10.421	1:03.033	4	13.327	1:03.281	4	15.999	1:03.216	4	18.724	1:03.117
12	10.452	1:15.053	12	12.840	1:02.939	12	15.445	1:02.980	12	17.506	1:02.605	12	19.449	1:02.335
72	11.108	1:15.709	72	14.694	1:04.137	72	18.118	1:03.799	72	21.846	1:04.272	72	24.795	1:03.341
121	12.463	1:17.064	121	16.306	1:04.394	121	18.703	1:02.772	121	22.312	1:04.153	121	25.605	1:03.685
18	13.028	1:17.629	18	18.109	1:05.632	18	22.284	1:04.550	18	26.233	1:04.493	18	30.751	1:04.910
50	13.717	1:18.318	50	18.826	1:05.660	81	24.785	1:06.012	81	29.643	1:05.402	81	34.699	1:05.448
81	13.824	1:18.425	81	19.148	1:05.875	50	24.931	1:06.480	50	29.723	1:05.336	50	35.416	1:06.085
62	14.788	1:19.389	62	20.763	1:06.526	62	27.835	1:07.447	62	35.199	1:07.908	62	42.510	1:07.703
99	16.731	1:21.332	99	23.310	1:07.130	99	29.939	1:07.004	99	37.124	1:07.729	99	42.630	1:05.898
58	17.619	1:22.220	58	24.708	1:07.640	58	30.121	1:05.788	58	37.711	1:08.134	58	43.206	1:05.887

COYS Masters Pre-66 Saloons - Part 1a (Under 2-litre)

RACE 3 - LAP CHART

Lap 6			Lap 7			Lap 8			Lap 9			Lap 10		
No	Behind	Laptime	No	Behind	Laptime	No	Behind	Laptime	No	Behind	Laptime	No	Behind	Laptime
76		1:00.719	76		1:00.320	76		1:00.355	76		1:00.292	76		1:00.811
96	0.274	1:00.210	96	0.327	1:00.373	96	0.135	1:00.163	58	1 LAP	1:06.349	96	1.606	1:01.363
83	3.115	1:00.788	83	3.301	1:00.506	83	3.280	1:00.334	96	1.054	1:01.211	83	3.734	1:01.303
69	5.935	1:01.488	69	6.654	1:01.039	69	7.491	1:01.192	83	3.242	1:00.254	99	1 LAP	1:07.847
34	8.229	1:01.600	34	9.197	1:01.288	34	9.702	1:00.860	62	1 LAP	1:07.820	58	1 LAP	1:08.154
26	9.091	1:01.704	17	10.581	1:01.772	151	12.301	1:02.041	4	1 LAP	1:40.891 P	69	8.904	1:01.735
17	9.129	1:02.421	151	10.615	1:01.628	17	12.738	1:02.512	69	7.980	1:00.781	62	1 LAP	1:08.139
151	9.307	1:01.281	26	11.005	1:02.234	26	13.056	1:02.406	34	10.434	1:01.024	34	10.977	1:01.354
56	9.968	1:01.909	56	11.707	1:02.059	56	13.667	1:02.315	151	12.616	1:00.607	151	11.812	1:00.007
57	14.192	1:01.972	57	16.102	1:02.230	57	18.098	1:02.351	26	13.935	1:01.171	17	15.089	1:01.902
55	14.841	1:02.179	55	16.293	1:01.772	55	18.233	1:02.295	17	13.998	1:01.552	26	15.507	1:02.383
70	15.281	1:02.347	70	16.756	1:01.795	70	19.002	1:02.601	56	14.829	1:01.454	56	15.726	1:01.708
14	15.748	1:02.213	14	17.421	1:01.993	14	19.558	1:02.492	55	19.375	1:01.434	57	20.356	1:01.315
115	17.471	1:02.492	115	19.510	1:02.359	115	21.903	1:02.748	57	19.852	1:02.046	70	21.811	1:01.824
4	21.167	1:03.162	4	24.682	1:03.835	12	26.953	1:02.625	70	20.798	1:02.088	55	21.948	1:03.384
12	21.635	1:02.905	12	24.683	1:03.368	72	33.685	1:03.399	14	21.086	1:01.820	14	21.972	1:01.697
72	27.652	1:03.576	72	30.641	1:03.309	121	34.435	1:03.687	115	24.017	1:02.406	115	25.706	1:02.500
121	28.422	1:03.536	121	31.103	1:03.001	18	44.120	1:04.401	12	29.474	1:02.813	12	31.867	1:03.204
18	35.364	1:05.332	18	40.074	1:05.030	50	49.032	1:05.101	72	36.280	1:02.887	72	38.402	1:02.933
50	39.815	1:05.118	50	44.286	1:04.791	81	49.527	1:05.043	121	37.394	1:03.251	121	39.815	1:03.232
81	40.331	1:06.351	81	44.839	1:04.828	99	59.707	1:06.120	18	48.439	1:04.611	18	52.285	1:04.657
99	48.174	1:06.263	99	53.942	1:06.088				50	53.895	1:05.155	50	58.141	1:05.057
58	49.014	1:06.527	58	54.300	1:05.606				81	54.442	1:05.207	81	58.557	1:04.926
62	50.072	1:08.281	62	56.300	1:06.548									

COYS Masters Pre-66 Saloons - Part 1a (Under 2-litre)

RACE 3 - LAP CHART

Lap 11			Lap 12			Lap 13			Lap 14			Lap 15		
No	Behind	Laptime	No	Behind	Laptime	No	Behind	Laptime	No	Behind	Laptime	No	Behind	Laptime
76		1:00.655	76		1:01.543	76		1:00.712	76		1:00.987	76		1:00.714
83	3.844	1:00.765	50	1 LAP	1:04.645	83	2.946	1:01.048	83	2.506	1:00.547	83	2.273	1:00.481
69	9.501	1:01.252	81	1 LAP	1:05.333	55	2 LAPS	2:44.034 P	18	1 LAP	1:05.544	18	1 LAP	1:05.436
34	11.265	1:00.943	83	2.610	1:00.309	50	1 LAP	1:04.799	55	2 LAPS	1:05.213	55	2 LAPS	1:01.561
99	1 LAP	1:06.461	69	8.959	1:01.001	81	1 LAP	1:05.753	50	1 LAP	1:04.951	69	9.667	1:00.958
151	12.505	1:01.348	34	11.042	1:01.320	69	9.378	1:01.131	69	9.423	1:01.032	34	11.918	1:01.287
58	1 LAP	1:06.632	151	12.577	1:01.615	34	11.169	1:00.839	34	11.345	1:01.163	151	12.250	1:01.344
17	15.899	1:01.465	17	16.631	1:02.275	151	12.024	1:00.159	81	1 LAP	1:05.712	50	1 LAP	1:04.744
26	17.071	1:02.219	58	1 LAP	1:05.606	17	17.286	1:01.367	151	11.620	1:00.583	81	1 LAP	1:07.094
56	17.336	1:02.265	56	17.876	1:02.083	26	19.110	1:01.900	17	17.813	1:01.514	17	18.627	1:01.528
62	1 LAP	1:08.362	26	17.922	1:02.394	56	19.139	1:01.975	26	19.305	1:01.182	26	19.280	1:00.689
57	21.076	1:01.375	99	1 LAP	1:07.849	57	21.806	1:01.199	56	20.454	1:02.302	57	23.167	1:01.285
14	23.143	1:01.826	57	21.319	1:01.786	58	1 LAP	1:05.639	57	22.596	1:01.777	14	25.357	1:01.637
70	23.892	1:02.736	14	23.107	1:01.507	14	23.715	1:01.320	14	24.434	1:01.706	70	27.769	1:01.863
115	27.505	1:02.454	70	23.848	1:01.499	99	1 LAP	1:06.235	70	26.620	1:03.115	115	34.593	1:03.645
12	34.221	1:03.009	62	1 LAP	1:07.587	70	24.492	1:01.356	58	1 LAP	1:07.673	58	1 LAP	1:07.747
72	40.771	1:03.024	115	28.229	1:02.267	115	29.992	1:02.475	99	1 LAP	1:07.058	99	1 LAP	1:06.993
121	42.028	1:02.868	12	35.348	1:02.670	62	1 LAP	1:07.651	115	31.662	1:02.657	12	42.128	1:03.542
18	56.028	1:04.398	72	42.402	1:03.174	12	37.533	1:02.897	62	1 LAP	1:07.062	62	1 LAP	1:08.348
			121	43.292	1:02.807	72	44.845	1:03.155	12	39.300	1:02.754	121	49.621	1:03.401
			18	59.026	1:04.541	121	45.519	1:02.939	72	46.832	1:02.974	72	49.715	1:03.597
									121	46.934	1:02.402			

COYS Masters Pre-66 Saloons - Part 1a (Under 2-litre)

RACE 3 - LAP CHART

Lap 16			Lap 17			Lap 18			Lap 19			Lap 20		
No	Behind	Laptime	No	Behind	Laptime	No	Behind	Laptime	No	Behind	Laptime	No	Behind	Laptime
76		1:00.463	76		1:00.742	76		1:01.002	76		1:00.561	76		1:01.240
83	2.488	1:00.678	55	2 LAPS	1:01.325	55	2 LAPS	1:01.465	55	2 LAPS	1:01.491	72	1 LAP	1:04.257
55	2 LAPS	1:01.334	69	11.304	1:01.143	69	12.007	1:01.705	69	12.593	1:01.147	55	2 LAPS	1:00.899
69	10.903	1:01.699	34	13.813	1:02.012	34	14.021	1:01.210	34	14.336	1:00.876	69	12.251	1:00.898
34	12.543	1:01.088	18	1 LAP	1:04.267	56	3 LAPS	3:56.533 P	62	3 LAPS	2:33.061 P	34	14.246	1:01.150
151	13.066	1:01.279	17	21.387	1:01.523	83	1 LAP	2:18.948 P	17	23.397	1:01.766	17	24.025	1:01.868
18	1 LAP	1:06.428	26	21.916	1:01.948	26	22.159	1:01.245	26	23.725	1:02.127	26	24.163	1:01.678
50	1 LAP	1:06.626	57	24.586	1:01.348	17	22.192	1:01.807	83	1 LAP	1:05.712	83	1 LAP	1:01.011
17	20.606	1:02.442	14	26.801	1:01.308	57	24.964	1:01.380	57	26.301	1:01.898	57	26.649	1:01.588
26	20.710	1:01.893	81	1 LAP	1:05.742	14	27.591	1:01.792	14	28.784	1:01.754	14	30.408	1:02.864
81	1 LAP	1:06.035	70	30.312	1:02.206	151	1 LAP	2:21.962 P	70	34.692	1:01.917	70	36.151	1:02.699
57	23.980	1:01.276	115	38.484	1:02.713	70	33.336	1:04.026	56	3 LAPS	1:21.563	151	1 LAP	1:00.885
14	26.235	1:01.341	12	47.678	1:03.989	115	40.132	1:02.650	151	1 LAP	1:05.119	56	3 LAPS	1:05.861
70	28.848	1:01.542	99	1 LAP	1:07.032	12	49.243	1:02.567	18	2 LAPS	2:26.211 P	115	43.977	1:02.512
115	36.513	1:02.383	58	1 LAP	1:06.819	58	1 LAP	1:06.316	115	42.705	1:03.134	18	2 LAPS	1:10.068
99	1 LAP	1:05.763	121	53.014	1:02.428	99	1 LAP	1:07.322	12	51.249	1:02.567	12	52.489	1:02.480
58	1 LAP	1:06.859	72	56.764	1:04.276	121	54.857	1:02.845	50	3 LAPS	3:36.509 P	50	3 LAPS	1:09.215
12	44.431	1:02.766				72	59.104	1:03.342	81	2 LAPS	2:26.981 P			
121	51.328	1:02.170							58	1 LAP	1:05.049			
62	1 LAP	1:06.617							121	58.798	1:04.502			
72	53.230	1:03.978												

COYS Masters Pre-66 Saloons - Part 1a (Under 2-litre)

RACE 3 - LAP CHART

Lap 21			Lap 22			Lap 23			Lap 24			Lap 25		
No	Behind	Laptime	No	Behind	Laptime	No	Behind	Laptime	No	Behind	Laptime	No	Behind	Laptime
76		1:01.327	76		1:00.818	76		1:00.961	76		1:01.159	70		1:01.967
81	3 LAPS	1:09.455	62	5 LAPS	2:42.512 P	72	1 LAP	1:04.604	14	2 LAPS	1:10.434	17	1 LAP	1:01.876
72	1 LAP	1:03.133	50	4 LAPS	1:05.530	81	3 LAPS	1:06.555	18	3 LAPS	1:05.420	57	1 LAP	2:20.940 P
55	2 LAPS	1:01.182	81	3 LAPS	1:05.073	55	2 LAPS	1:01.550	55	2 LAPS	1:02.132	121	2 LAPS	1:03.211
69	12.010	1:01.086	72	1 LAP	1:03.646	62	5 LAPS	1:12.069	69	13.599	1:02.101	99	3 LAPS	1:06.942
34	13.587	1:00.668	55	2 LAPS	1:00.942	69	12.657	1:01.596	81	3 LAPS	1:05.492	56	3 LAPS	1:03.426
99	3 LAPS	2:30.667 P	69	12.022	1:00.830	50	4 LAPS	1:12.411	62	5 LAPS	1:06.904	58	3 LAPS	1:06.969
17	24.593	1:01.895	34	14.240	1:01.471	83	1 LAP	1:01.452	12	2 LAPS	2:29.549 P	14	1 LAP	1:04.535
83	1 LAP	1:01.323	83	1 LAP	1:01.847	57	29.266	1:02.339	50	4 LAPS	1:06.342	18	2 LAPS	1:04.501
26	24.684	1:01.848	26	26.638	1:02.772	151	1 LAP	1:00.576	83	1 LAP	1:01.090	115	1 LAP	2:25.943 P
57	26.828	1:01.506	57	27.888	1:01.878	99	3 LAPS	1:07.240	26	1 LAP	2:07.081 P	55	1 LAP	1:01.541
151	1 LAP	1:00.579	58	3 LAPS	2:38.238 P	70	41.410	1:02.877	151	1 LAP	1:00.879	76	38.967	2:23.330 P
70	37.963	1:03.139	99	3 LAPS	1:13.359	17	1 LAP	2:18.848 P	34	1 LAP	2:24.221 P	81	2 LAPS	1:04.975
56	3 LAPS	1:04.904	151	1 LAP	1:00.287	58	3 LAPS	1:13.009	70	42.396	1:02.145	69	43.793	2:14.557 P
115	45.267	1:02.617	70	39.494	1:02.349	121	2 LAPS	1:08.354	17	1 LAP	1:05.470	83	45.295	1:02.487
12	54.288	1:03.126	121	2 LAPS	2:44.462 P	56	3 LAPS	1:03.074	99	3 LAPS	1:06.994	50	3 LAPS	1:06.215
18	2 LAPS	1:05.358	56	3 LAPS	1:03.951	115	48.681	1:02.719	121	2 LAPS	1:02.496	62	4 LAPS	1:08.470
			115	46.923	1:02.474				58	3 LAPS	1:05.009	12	1 LAP	1:03.289
			14	1 LAP	2:23.899 P				56	3 LAPS	1:03.517	151	53.464	1:00.710
			18	2 LAPS	1:04.607				14	1 LAP	1:04.150	72	1 LAP	1:07.155
									18	2 LAPS	1:04.279	26	55.313	1:01.556
									55	1 LAP	1:01.415	34	1:00.394	1:01.659
									81	2 LAPS	1:05.463			
									62	4 LAPS	1:07.209			

COYS Masters Pre-66 Saloons - Part 1a (Under 2-litre)

RACE 3 - LAP CHART

Lap 26			Lap 27			Lap 28			Lap 29			Lap 30		
No	Behind	Laptime	No	Behind	Laptime	No	Behind	Laptime	No	Behind	Laptime	No	Behind	Laptime
70		1:02.084	76		1:00.787	76		1:00.678	76		1:01.085	76		1:01.263
17	1 LAP	1:01.542	83	2.642	1:01.008	83	2.903	1:00.939	115	1 LAP	1:04.039	18	2 LAPS	1:05.227
121	2 LAPS	1:02.848	69	5.554	1:01.761	69	6.587	1:01.711	83	2.497	1:00.679	70	1 LAP	1:07.289
57	1 LAP	1:05.846	81	2 LAPS	1:05.245	55	2 LAPS	2:20.138 P	69	7.165	1:01.663	83	2.060	1:00.826
99	3 LAPS	1:06.575	151	10.231	1:00.954	151	10.736	1:01.183	55	2 LAPS	1:04.211	115	1 LAP	1:03.750
58	3 LAPS	1:04.689	12	1 LAP	1:03.497	81	2 LAPS	1:05.118	151	9.971	1:00.320	69	7.456	1:01.554
14	1 LAP	1:04.255	26	14.071	1:01.816	12	1 LAP	1:02.829	12	1 LAP	1:03.644	55	2 LAPS	1:02.385
18	2 LAPS	1:03.881	72	1 LAP	1:03.111	26	15.158	1:01.765	81	2 LAPS	1:05.622	26	17.584	1:01.961
55	1 LAP	1:01.393	50	3 LAPS	1:06.896	72	1 LAP	1:02.802	26	16.886	1:02.813	12	1 LAP	1:03.442
115	1 LAP	1:07.698	34	18.082	1:01.510	34	18.938	1:01.534	72	1 LAP	1:02.102	34	21.119	1:03.197
76	42.031	1:05.148	62	4 LAPS	1:07.269	50	3 LAPS	1:07.956	34	19.185	1:01.332	81	2 LAPS	1:05.769
83	44.452	1:01.241	17	22.682	1:01.183	17	23.353	1:01.349	17	23.624	1:01.356	17	23.983	1:01.622
81	2 LAPS	1:06.481	57	28.181	1:00.788	62	4 LAPS	1:06.845	50	3 LAPS	1:05.880	72	1 LAP	1:11.001
69	46.611	1:04.902	121	1 LAP	1:03.000	57	29.167	1:01.664	57	29.962	1:01.880	57	31.305	1:02.606
12	1 LAP	1:03.240	58	2 LAPS	1:04.634	121	1 LAP	1:02.862	62	4 LAPS	1:08.371	50	3 LAPS	1:06.722
50	3 LAPS	1:05.906	99	2 LAPS	1:06.761	58	2 LAPS	1:03.993	121	1 LAP	1:02.900	121	1 LAP	1:03.203
151	52.095	1:00.715	70	45.095	2:27.913 P	99	2 LAPS	1:05.811	58	2 LAPS	1:03.887	62	4 LAPS	1:07.162
72	1 LAP	1:02.689	14	52.833	1:04.493	70	56.472	1:12.055	99	2 LAPS	1:06.099	58	2 LAPS	1:04.602
62	4 LAPS	1:07.470	18	1 LAP	1:03.880	14	57.047	1:04.892	14	1:01.124	1:05.162	99	2 LAPS	1:06.601
26	55.073	1:01.844	115	59.776	1:04.614	18	1 LAP	1:04.891						
34	59.390	1:01.080												
17	1:04.317	1:01.373												
57	1:10.211	1:01.765												
121	1 LAP	1:03.424												

COYS Masters Pre-66 Saloons - Part 1a (Under 2-litre)

RACE 3 - LAP CHART

Lap 31			Lap 32			Lap 33			Lap 34			Lap 35		
No	Behind	Laptime	No	Behind	Laptime	No	Behind	Laptime	No	Behind	Laptime	No	Behind	Laptime
76		1:01.044	83		1:01.594	83		1:01.653	83		1:01.110	83		1:01.095
83	3.317	1:02.301	99	3 LAPS	1:06.193	99	3 LAPS	1:06.717	69	6.507	1:01.840	69	6.962	1:01.550
18	2 LAPS	1:05.042	56	9 LAPS	7:46.257 P	69	5.777	1:01.612	115	1 LAP	1:02.932	58	3 LAPS	1:12.362
14	1 LAP	1:05.742	14	1 LAP	1:05.171	115	1 LAP	1:03.331	55	2 LAPS	1:01.095	55	2 LAPS	1:01.071
70	1 LAP	1:06.683	18	2 LAPS	1:06.052	55	2 LAPS	1:02.035	99	3 LAPS	1:08.071	115	1 LAP	1:02.684
115	1 LAP	1:03.675	115	1 LAP	1:03.487	14	1 LAP	1:06.610	14	1 LAP	1:04.013	14	1 LAP	1:04.136
69	7.864	1:01.452	69	5.818	1:02.865	18	2 LAPS	1:06.255	18	2 LAPS	1:04.537	18	2 LAPS	1:04.132
55	2 LAPS	1:01.462	55	2 LAPS	1:02.855	70	1 LAP	1:07.592	34	20.344	1:01.933	99	3 LAPS	1:07.985
26	19.440	1:02.900	70	1 LAP	1:07.595	34	19.521	1:01.504	70	1 LAP	1:06.390	34	20.163	1:00.914
12	1 LAP	1:03.493	34	19.670	1:02.848	17	21.322	1:01.377	17	21.572	1:01.360	17	22.227	1:01.750
34	21.733	1:01.658	12	1 LAP	1:03.827	12	1 LAP	1:04.282	12	1 LAP	1:02.462	12	1 LAP	1:03.369
17	25.019	1:02.080	17	21.598	1:01.490	72	1 LAP	1:03.309	57	30.829	1:02.076	70	1 LAP	1:09.134
81	2 LAPS	1:05.127	81	2 LAPS	1:05.338	57	29.863	1:02.208	72	1 LAP	1:02.886	57	31.181	1:01.447
72	1 LAP	1:03.182	72	1 LAP	1:02.655	81	2 LAPS	1:06.174	81	2 LAPS	1:05.076	72	1 LAP	1:02.941
57	32.025	1:01.764	57	29.308	1:02.194	121	1 LAP	1:02.313	121	1 LAP	1:02.212	81	2 LAPS	1:04.715
50	3 LAPS	1:05.322	121	1 LAP	1:03.187	50	3 LAPS	1:05.881	50	3 LAPS	1:05.480	121	1 LAP	1:01.952
121	1 LAP	1:02.356	50	3 LAPS	1:05.804	62	4 LAPS	1:06.901	62	4 LAPS	1:06.831	50	3 LAPS	1:05.183
62	4 LAPS	1:05.992	62	4 LAPS	1:06.838	58	2 LAPS	1:03.626						
58	2 LAPS	1:04.044	58	2 LAPS	1:04.024									

COYS Masters Pre-66 Saloons - Part 1a (Under 2-litre)

RACE 3 - LAP CHART

Lap 36			Lap 37			Lap 38			Lap 39			Lap 40		
No	Behind	Laptime	No	Behind	Laptime	No	Behind	Laptime	No	Behind	Laptime	No	Behind	Laptime
83		1:01.358	83		1:01.076	83		1:01.503	83		1:01.793	83		1:01.774
62	5 LAPS	1:07.435	69	7.252	1:01.288	69	7.476	1:01.727	50	4 LAPS	1:05.636	50	4 LAPS	1:05.995
69	7.040	1:01.436	62	5 LAPS	1:07.121	55	2 LAPS	1:01.581	69	7.217	1:01.534	69	7.457	1:02.014
55	2 LAPS	1:01.445	55	2 LAPS	1:01.148	62	5 LAPS	1:06.959	55	2 LAPS	1:02.148	55	2 LAPS	1:02.361
115	1 LAP	1:02.245	115	1 LAP	1:02.264	115	1 LAP	1:02.269	26	7 LAPS	8:05.442 P	115	1 LAP	1:01.910
14	1 LAP	1:04.288	34	22.394	1:02.870	34	22.226	1:01.335	115	1 LAP	1:02.652	34	21.159	1:01.520
58	3 LAPS	1:13.218	14	1 LAP	1:06.011	17	23.190	1:00.993	62	5 LAPS	1:07.053	17	22.787	1:01.927
18	2 LAPS	1:04.030	18	2 LAPS	1:05.315	14	1 LAP	1:04.887	34	21.413	1:00.980	62	5 LAPS	1:07.533
34	20.600	1:01.795	17	23.700	1:02.087	18	2 LAPS	1:05.644	17	22.634	1:01.237	14	1 LAP	1:04.442
17	22.689	1:01.820	12	1 LAP	1:02.593	12	1 LAP	1:03.288	14	1 LAP	1:04.535	57	32.401	1:02.064
99	3 LAPS	1:07.494	58	3 LAPS	1:11.739	57	32.194	1:01.242	18	2 LAPS	1:04.581	18	2 LAPS	1:04.473
12	1 LAP	1:03.111	99	3 LAPS	1:06.937	99	3 LAPS	1:07.481	12	1 LAP	1:02.600	12	1 LAP	1:04.630
57	31.586	1:01.763	57	32.455	1:01.945	72	1 LAP	1:05.691	57	32.111	1:01.710	72	1 LAP	1:03.138
70	1 LAP	1:07.278	70	1 LAP	1:05.607	121	1 LAP	1:05.231	99	3 LAPS	1:07.319	121	1 LAP	1:03.545
72	1 LAP	1:03.583	72	1 LAP	1:05.901	70	1 LAP	1:08.577	72	1 LAP	1:02.917	99	3 LAPS	1:08.031
121	1 LAP	1:02.165	121	1 LAP	1:01.394	81	2 LAPS	1:04.288	121	1 LAP	1:02.474	70	1 LAP	1:05.922
81	2 LAPS	1:04.679	81	2 LAPS	1:04.196				70	1 LAP	1:06.104	81	2 LAPS	1:05.843
50	3 LAPS	1:05.376	50	3 LAPS	1:04.964				81	2 LAPS	1:05.878	58	5 LAPS	3:33.554 P

COYS Masters Pre-66 Saloons - Part 1a (Under 2-litre)

RACE 3 - LAP CHART

Lap 41			Lap 42			Lap 43		
No	Behind	Laptime	No	Behind	Laptime	No	Behind	Laptime
83		1:01.409	83		1:01.311	83		1:02.088
69	8.539	1:02.491	69	9.180	1:01.952	70	2 LAPS	1:07.106
50	4 LAPS	1:06.553	55	2 LAPS	1:03.960	81	3 LAPS	1:07.409
55	2 LAPS	1:02.585	50	4 LAPS	1:06.087	69	8.828	1:01.736
115	1 LAP	1:02.338	115	1 LAP	1:02.665	115	1 LAP	1:03.382
34	21.224	1:01.474	34	21.730	1:01.817	50	4 LAPS	1:05.544
17	22.846	1:01.468	17	23.009	1:01.474	55	2 LAPS	1:06.472
62	5 LAPS	1:06.699	58	6 LAPS	1:27.458	34	21.210	1:01.568
57	32.539	1:01.547	57	33.263	1:02.035	17	22.787	1:01.866
12	1 LAP	1:02.904	62	5 LAPS	1:07.925	57	33.309	1:02.134
14	1 LAP	1:05.408	12	1 LAP	1:02.622	58	6 LAPS	1:16.538
18	2 LAPS	1:04.952	14	1 LAP	1:04.117	12	1 LAP	1:02.973
72	1 LAP	1:02.970	18	2 LAPS	1:04.692	14	1 LAP	1:03.647
121	1 LAP	1:02.599	72	1 LAP	1:02.720	62	5 LAPS	1:08.072
99	3 LAPS	1:07.352	121	1 LAP	1:02.782	72	1 LAP	1:02.460
70	1 LAP	1:05.824	99	3 LAPS	1:07.714	121	1 LAP	1:02.212
81	2 LAPS	1:05.783				18	2 LAPS	1:20.038
						99	3 LAPS	1:07.307

COYS Masters Pre-66 Saloons - Part 1b (Over 2-litre)
QUALIFYING - RACE 4 - CLASSIFICATION

POS	NO	CL	NAME	ENTRY	TIME	ON	LAPS	GAP	DIFF	MPH
1	2	A	Leo VOYAZIDES	Ford Falcon	58.328	6	24			73.97
2	15	A	WATTS / MCDUGALL	Ford Mustang	58.474	3	22	0.146	0.146	73.79
3	69	A	WILLS / TWYMAN	Mercury Comet Cyclone	58.630	4	17	0.302	0.156	73.59
4	93	A	WYNDHAM / SALVAGE	Ford Falcon	59.217	13	25	0.889	0.587	72.86
5	39	A	HARDING / SMAIL	Ford Falcon	59.368	7	20	1.040	0.151	72.68
6	51	A	Mike WRIGLEY	Ford Mustang	59.883	16	16	1.555	0.515	72.05
7	32	A	Bill WYKEHAM	Ford Mustang	1:00.576	5	19	2.248	0.693	71.23
8	94	A	Alexander WEAVERS	Ford Mustang	1:01.099	16	19	2.771	0.523	70.62
9	44	A	KJALLGREN / LITTLEJOHN	Ford Mustang	1:02.106	9	12	3.778	1.007	69.47
10	4	A	Sean LOCKYEAR	Ford Mustang	1:02.900	5	6	4.572	0.794	68.60
11	35	A	Paul CLAYSON	Ford Falcon Sprint	1:03.003	19	22	4.675	0.103	68.48
12	17	A	WOODLEY / ROWLEY	Ford Galaxie	1:10.820	2	3	12.492	7.817	60.92

Car 94 please fit working transponder for race

Weather / Track : Sunny / Dry

These results are provisional until the conclusion of any judicial and technical matters.

Brands Hatch Indy
 Circuit Length = 1.1986 miles
 Start: 11:04 End: 11:31

Clerk of Course :		Timekeeper :
-------------------	--	--------------

COYS Masters Pre-66 Saloons - Part 1b (Over 2-litre)

QUALIFYING - RACE 4 - LAP ANALYSIS

2	Leo VOYAZIDES						A Ford Falcon	
1 -	1:00.825	+ 2.497	11:07:17.698	13 -	59.025	+ 0.697	11:19:04.585	
2 -	58.859	+ 0.531	11:08:16.557	14 -	59.965	+ 1.637	11:20:04.550	
3 -	58.761	+ 0.433	11:09:15.318	15 -	59.136	+ 0.808	11:21:03.686	
4 -	59.415	+ 1.087	11:10:14.733	16 -	59.007	+ 0.679	11:22:02.693	
5 -	58.915	+ 0.587	11:11:13.648	17 -	1:00.183	+ 1.855	11:23:02.876	
6 -	58.328		11:12:11.976	18 -	59.560	+ 1.232	11:24:02.436	
7 -	58.871	+ 0.543	11:13:10.847	19 -	59.574	+ 1.246	11:25:02.010	
8 -	58.911	+ 0.583	11:14:09.758	20 -	59.499	+ 1.171	11:26:01.509	
9 -	59.211	+ 0.883	11:15:08.969	21 -	59.804	+ 1.476	11:27:01.313	
10 -	58.708	+ 0.380	11:16:07.677	22 -	1:00.508	+ 2.180	11:28:01.821	
11 -	58.766	+ 0.438	11:17:06.443	23 -	59.826	+ 1.498	11:29:01.647	
12 -	59.117	+ 0.789	11:18:05.560	24 -	59.795	+ 1.467	11:30:01.442	
4	Sean LOCKYEAR						A Ford Mustang	
1 -	1:13.421	+ 10.521	11:06:36.425	4 -	1:03.337	+ 0.437	11:09:48.076	
2 -	1:05.142	+ 2.242	11:07:41.567	5 -	1:02.900		11:10:50.976	
3 -	1:03.172	+ 0.272	11:08:44.739	6 -	4:26.431 P	+ 3:23.531	11:15:17.407	
15	WATTS / MCDOUGALL						A Ford Mustang	
1 -	1:16.954	+ 18.480	11:06:20.506	12 -	1:00.936	+ 2.462	11:20:22.640	
2 -	59.105	+ 0.631	11:07:19.611	13 -	1:00.175	+ 1.701	11:21:22.815	
3 -	58.474		11:08:18.085	14 -	1:00.242	+ 1.768	11:22:23.057	
4 -	58.602	+ 0.128	11:09:16.687	15 -	59.808	+ 1.334	11:23:22.865	
5 -	1:00.633	+ 2.159	11:10:17.320	16 -	1:00.288	+ 1.814	11:24:23.153	
6 -	1:09.304	+ 10.830	11:11:26.624	17 -	59.849	+ 1.375	11:25:23.002	
7 -	58.529	+ 0.055	11:12:25.153	18 -	59.735	+ 1.261	11:26:22.737	
8 -	3:41.635 P	+ 2:43.161	11:16:06.788	19 -	1:00.123	+ 1.649	11:27:22.860	
9 -	1:11.852	+ 13.378	11:17:18.640	20 -	1:00.047	+ 1.573	11:28:22.907	
10 -	1:02.311	+ 3.837	11:18:20.951	21 -	1:00.544	+ 2.070	11:29:23.451	
11 -	1:00.753	+ 2.279	11:19:21.704	22 -	59.875	+ 1.401	11:30:23.326	
17	WOODLEY / ROWLEY						A Ford Galaxie	
1 -	1:20.108	+ 9.288	11:06:45.236	3 -	1:11.232	+ 0.412	11:09:07.288	
2 -	1:10.820		11:07:56.056					
32	Bill WYKEHAM						A Ford Mustang	
1 -	1:17.514	+ 16.938	11:06:45.296	11 -	1:00.926	+ 0.350	11:19:12.328	
2 -	1:02.113	+ 1.537	11:07:47.409	12 -	1:01.096	+ 0.520	11:20:13.424	
3 -	1:02.161	+ 1.585	11:08:49.570	13 -	1:01.159	+ 0.583	11:21:14.583	
4 -	1:00.856	+ 0.280	11:09:50.426	14 -	1:00.661	+ 0.085	11:22:15.244	
5 -	1:00.576		11:10:51.002	15 -	2:21.687 P	+ 1:21.111	11:24:36.931	
6 -	1:00.828	+ 0.252	11:11:51.830	16 -	1:04.906	+ 4.330	11:25:41.837	
7 -	1:00.658	+ 0.082	11:12:52.488	17 -	1:01.258	+ 0.682	11:26:43.095	
8 -	1:01.249	+ 0.673	11:13:53.737	18 -	1:00.732	+ 0.156	11:27:43.827	
9 -	3:12.021 P	+ 2:11.445	11:17:05.758	19 -	1:00.994	+ 0.418	11:28:44.821	
10 -	1:05.644	+ 5.068	11:18:11.402					
35	Paul CLAYSON						A Ford Falcon Sprint	
1 -	1:19.601	+ 16.598	11:06:35.912	12 -	1:04.325	+ 1.322	11:19:33.790	
2 -	1:08.416	+ 5.413	11:07:44.328	13 -	1:03.527	+ 0.524	11:20:37.317	
3 -	1:07.547	+ 4.544	11:08:51.875	14 -	1:03.799	+ 0.796	11:21:41.116	
4 -	1:04.760	+ 1.757	11:09:56.635	15 -	1:03.849	+ 0.846	11:22:44.965	
5 -	1:04.468	+ 1.465	11:11:01.103	16 -	1:03.949	+ 0.946	11:23:48.914	
6 -	1:04.438	+ 1.435	11:12:05.541	17 -	1:03.938	+ 0.935	11:24:52.852	
7 -	1:04.289	+ 1.286	11:13:09.830	18 -	1:03.827	+ 0.824	11:25:56.679	
8 -	1:04.479	+ 1.476	11:14:14.309	19 -	1:03.003		11:26:59.682	
9 -	1:04.023	+ 1.020	11:15:18.332	20 -	1:05.981	+ 2.978	11:28:05.663	
10 -	2:01.995 P	+ 58.992	11:17:20.327	21 -	1:03.813	+ 0.810	11:29:09.476	
11 -	1:09.138	+ 6.135	11:18:29.465	22 -	1:03.348	+ 0.345	11:30:12.824	
39	HARDING / SMAIL						A Ford Falcon	
1 -	1:11.935	+ 12.567	11:06:33.030	11 -	1:09.017	+ 9.649	11:19:07.283	

Car 94 please fit working transponder for race

Weather / Track : Sunny / Dry

COYS Masters Pre-66 Saloons - Part 1b (Over 2-litre)

QUALIFYING - RACE 4 - LAP ANALYSIS


2 -	1:00.424	+ 1.056	11:07:33.454	12 -	2:52.887 P	+ 1:53.519	11:22:00.170
3 -	59.902	+ 0.534	11:08:33.356	13 -	1:06.213	+ 6.845	11:23:06.383
4 -	1:00.971	+ 1.603	11:09:34.327	14 -	1:01.931	+ 2.563	11:24:08.314
5 -	59.760	+ 0.392	11:10:34.087	15 -	1:03.420	+ 4.052	11:25:11.734
6 -	59.995	+ 0.627	11:11:34.082	16 -	1:01.825	+ 2.457	11:26:13.559
7 -	59.368		11:12:33.450	17 -	1:01.880	+ 2.512	11:27:15.439
8 -	3:06.807 P	+ 2:07.439	11:15:40.257	18 -	1:01.974	+ 2.606	11:28:17.413
9 -	1:12.260	+ 12.892	11:16:52.517	19 -	1:01.948	+ 2.580	11:29:19.361
10 -	1:05.749	+ 6.381	11:17:58.266	20 -	1:02.834	+ 3.466	11:30:22.195
44	KJALLGREN / LITTLEJOHN			A	Ford Mustang		
1 -	1:13.258	+ 11.152	11:06:24.636	7 -	9:33.839 P	+ 8:31.733	11:21:16.844
2 -	1:04.284	+ 2.178	11:07:28.920	8 -	1:10.559	+ 8.453	11:22:27.403
3 -	1:03.204	+ 1.098	11:08:32.124	9 -	1:02.106		11:23:29.509
4 -	1:03.940	+ 1.834	11:09:36.064	10 -	5:04.829 P	+ 4:02.723	11:28:34.338
5 -	1:03.537	+ 1.431	11:10:39.601	11 -	1:12.827	+ 10.721	11:29:47.165
6 -	1:03.404	+ 1.298	11:11:43.005	12 -	1:07.585	+ 5.479	11:30:54.750
51	Mike WRIGLEY			A	Ford Mustang		
1 -	1:18.527	+ 18.644	11:06:36.710	9 -	1:00.803	+ 0.920	11:19:25.467
2 -	1:07.910	+ 8.027	11:07:44.620	10 -	1:01.439	+ 1.556	11:20:26.906
3 -	1:05.429	+ 5.546	11:08:50.049	11 -	4:18.532 P	+ 3:18.649	11:24:45.438
4 -	1:04.816	+ 4.933	11:09:54.865	12 -	1:11.936	+ 12.053	11:25:57.374
5 -	1:02.380	+ 2.497	11:10:57.245	13 -	1:02.451	+ 2.568	11:26:59.825
6 -	5:17.824 P	+ 4:17.941	11:16:15.069	14 -	1:02.486	+ 2.603	11:28:02.311
7 -	1:07.993	+ 8.110	11:17:23.062	15 -	1:01.478	+ 1.595	11:29:03.789
8 -	1:01.602	+ 1.719	11:18:24.664	16 -	59.883		11:30:03.672
69	WILLS / TWYMAN			A	Mercury Comet Cyclone		
1 -	1:07.087	+ 8.457	11:06:21.106	10 -	1:03.418	+ 4.788	11:17:38.752
2 -	59.410	+ 0.780	11:07:20.516	11 -	1:01.728	+ 3.098	11:18:40.480
3 -	58.800	+ 0.170	11:08:19.316	12 -	1:00.812	+ 2.182	11:19:41.292
4 -	58.630		11:09:17.946	13 -	59.944	+ 1.314	11:20:41.236
5 -	58.655	+ 0.025	11:10:16.601	14 -	1:00.772	+ 2.142	11:21:42.008
6 -	1:00.357	+ 1.727	11:11:16.958	15 -	1:00.966	+ 2.336	11:22:42.974
7 -	59.190	+ 0.560	11:12:16.148	16 -	1:00.313	+ 1.683	11:23:43.287
8 -	3:06.285 P	+ 2:07.655	11:15:22.433	17 -	1:00.234	+ 1.604	11:24:43.521
9 -	1:12.901	+ 14.271	11:16:35.334				
93	WYNDHAM / SALVAGE			A	Ford Falcon		
1 -	1:11.535	+ 12.318	11:06:30.995	14 -	59.235	+ 0.018	11:19:29.013
2 -	1:01.328	+ 2.111	11:07:32.323	15 -	1:00.215	+ 0.998	11:20:29.228
3 -	59.886	+ 0.669	11:08:32.209	16 -	59.592	+ 0.375	11:21:28.820
4 -	59.700	+ 0.483	11:09:31.909	17 -	59.749	+ 0.532	11:22:28.569
5 -	59.322	+ 0.105	11:10:31.231	18 -	59.719	+ 0.502	11:23:28.288
6 -	59.293	+ 0.076	11:11:30.524	19 -	59.360	+ 0.143	11:24:27.648
7 -	59.641	+ 0.424	11:12:30.165	20 -	59.932	+ 0.715	11:25:27.580
8 -	59.619	+ 0.402	11:13:29.784	21 -	59.533	+ 0.316	11:26:27.113
9 -	1:00.032	+ 0.815	11:14:29.816	22 -	1:00.708	+ 1.491	11:27:27.821
10 -	1:00.311	+ 1.094	11:15:30.127	23 -	59.843	+ 0.626	11:28:27.664
11 -	1:01.107	+ 1.890	11:16:31.234	24 -	59.942	+ 0.725	11:29:27.606
12 -	59.327	+ 0.110	11:17:30.561	25 -	1:00.098	+ 0.881	11:30:27.704
13 -	59.217		11:18:29.778				
94	Alexander WEAVERS			A	Ford Mustang		
1 -	1:07.010	+ 5.911	11:08:04.132	11 -	1:01.567	+ 0.468	11:22:01.336
2 -	1:04.953	+ 3.854	11:09:09.085	12 -	1:03.190	+ 2.091	11:23:04.526
3 -	1:04.887	+ 3.788	11:10:13.972	13 -	1:01.610	+ 0.511	11:24:06.136
4 -	1:05.232	+ 4.133	11:11:19.204	14 -	1:01.341	+ 0.242	11:25:07.477
5 -	1:03.024	+ 1.925	11:12:22.228	15 -	1:01.605	+ 0.506	11:26:09.082
6 -	1:04.937	+ 3.838	11:13:27.165	16 -	1:01.099		11:27:10.181
7 -	1:01.931	+ 0.832	11:14:29.096	17 -	1:01.133	+ 0.034	11:28:11.314
8 -	4:15.686 P	+ 3:14.587	11:18:44.782	18 -	1:01.548	+ 0.449	11:29:12.862
9 -	1:08.966	+ 7.867	11:19:53.748	19 -	1:01.935	+ 0.836	11:30:14.797
10 -	1:06.021	+ 4.922	11:20:59.769				

Car 94 please fit working transponder for race

Weather / Track : Sunny / Dry

COYS Masters Pre-66 Saloons - Part 1b (Over 2-litre)

RACE 4 - GRID

ROW 6	1:03.003 35 Paul CLAYSON	1:10.820 17 WOODLEY / ROWLEY
ROW 5	1:02.106 44 KJALLGREN / LITTLEJOHN	1:02.900 4 Sean LOCKYEAR
ROW 4	1:00.576 32 Bill WYKEHAM	1:01.099 94 Alexander WEAVERS
ROW 3	59.368 39 HARDING / SMAIL	59.883 51 Mike WRIGLEY
ROW 2	58.630 69 WILLS / TWYMAN	59.217 93 WYNDHAM / SALVAGE
ROW 1	58.328 2 Leo VOYAZIDES	58.474 15 WATTS / MCDOUGALL
Pole		
		

Brands Hatch Indy
Circuit Length = 1.1986 miles

These results are provisional until the conclusion of any judicial and technical matters.

Clerk of Course :

Timekeeper :

COYS Masters Pre-66 Saloons - Part 1b (Over 2-litre)
RACE 4 - CLASSIFICATION

POS	NO	CL	NAME	ENTRY	LAPS	TIME	GAP	DIFF	MPH	BEST	ON
1	2	A	Leo VOYAZIDES	Ford Falcon	44	45:08.215			70.10	58.997	10
2	93	A	Harry WYNDHAM	Ford Falcon	44	45:16.227	8.012	8.012	69.89	59.241	20
3	15	A	WATTS / MCDOUGALL	Ford Mustang	44	45:30.215	22.000	13.988	69.54	59.006	6
4	39	A	HARDING / SMAIL	Ford Falcon	43	45:28.761	1 lap	1 lap	67.99	1:00.125	5
5	32	A	Bill WYKEHAM	Ford Mustang	43	45:31.134	1 lap	2.373	67.93	1:00.857	5
6	94	A	Alexander WEAVERS	Ford Mustang	43	45:41.246	1 lap	10.112	67.68	1:00.812	12
7	69	A	WILLS / TWYMAN	Mercury Comet Cyclone	41	45:26.985	3 laps	2 laps	64.87	59.661	32
8	35	A	Paul CLAYSON	Ford Falcon Sprint	41	45:31.789	3 laps	4.804	64.76	1:03.546	17
NOT CLASSIFIED											
DNC	44	A	KJALLGREN / LITTLEJOHN	Ford Mustang	7	8:34.066	37 laps	34 laps	58.75	1:03.564	3
DNC	17	A	WOODLEY / ROWLEY	Ford Galaxie	1	2:22.100	43 laps	6 laps	30.36	1:13.776	1
FASTEST LAP											
	2	A	Leo VOYAZIDES	Ford Falcon	10	58.997			73.14 mph	117.70 kph	

Weather / Track : Cloudy / Dry

These results are provisional until the conclusion of any judicial and technical matters.

Brands Hatch Indy
 Circuit Length = 1.1986 miles
 Start: 15:57 End: 16:43

Clerk of Course :		Timekeeper :
-------------------	--	--------------

COYS Masters Pre-66 Saloons - Part 1b (Over 2-litre)

RACE 4 - LAP CHART

Lap 1			Lap 2			Lap 3			Lap 4			Lap 5		
No	Behind	Laptime	No	Behind	Laptime	No	Behind	Laptime	No	Behind	Laptime	No	Behind	Laptime
2		1:01.929	2		59.401	2		59.296	2		59.736	2		59.413
15	0.742	1:02.671	15	0.673	59.332	15	0.572	59.195	15	0.616	59.780	15	0.830	59.627
69	1.380	1:03.309	93	2.483	1:00.017	93	3.036	59.849	93	2.953	59.653	93	3.448	59.908
93	1.867	1:03.796	39	3.614	1:00.731	39	4.642	1:00.324	39	5.066	1:00.160	39	5.778	1:00.125
39	2.284	1:04.213	69	4.407	1:02.428	32	7.388	1:01.458	32	9.139	1:01.487	32	10.583	1:00.857
32	3.538	1:05.467	32	5.226	1:01.089	94	8.525	1:01.284	94	10.075	1:01.286	94	12.320	1:01.658
94	4.505	1:06.434	94	6.537	1:01.433	44	14.706	1:03.564	44	18.766	1:03.796	44	23.076	1:03.723
44	6.105	1:08.034	44	10.438	1:03.734	35	18.349	1:04.526	35	23.644	1:05.031	35	28.845	1:04.614
35	8.018	1:09.947	35	13.119	1:04.502	69	54.064	1:48.953						
17	11.847	1:13.776												

COYS Masters Pre-66 Saloons - Part 1b (Over 2-litre)

RACE 4 - LAP CHART

Lap 6			Lap 7			Lap 8			Lap 9			Lap 10		
No	Behind	Laptime	No	Behind	Laptime	No	Behind	Laptime	No	Behind	Laptime	No	Behind	Laptime
2		59.318	2		59.737	2		59.162	2		59.041	2		58.997
15	0.518	59.006	15	0.673	59.892	15	0.602	59.091	15	0.737	59.176	15	0.897	59.157
93	3.720	59.590	93	3.244	59.261	93	3.383	59.301	93	4.027	59.685	93	4.727	59.697
39	7.060	1:00.600	39	7.722	1:00.399	39	8.818	1:00.258	39	10.237	1:00.460	39	12.027	1:00.787
32	12.824	1:01.559	32	14.373	1:01.286	32	16.543	1:01.332	32	19.309	1:01.807	32	21.386	1:01.074
94	14.517	1:01.515	94	16.044	1:01.264	94	17.999	1:01.117	94	20.147	1:01.189	94	22.191	1:01.041
69	2 LAPS	2:31.123 P	44	31.559	1:03.774	69	2 LAPS	1:01.743	69	2 LAPS	1:01.026	69	2 LAPS	1:00.640
44	27.522	1:03.764	69	2 LAPS	1:06.243	35	42.416	1:03.978	35	47.620	1:04.245	35	52.674	1:04.051
35	33.548	1:04.021	35	37.600	1:03.789									

COYS Masters Pre-66 Saloons - Part 1b (Over 2-litre)

RACE 4 - LAP CHART

Lap 11			Lap 12			Lap 13			Lap 14			Lap 15		
No	Behind	Laptime	No	Behind	Laptime	No	Behind	Laptime	No	Behind	Laptime	No	Behind	Laptime
2		59.588	2		59.075	15		59.441	15		59.067	15		59.039
15	0.740	59.431	15	0.872	59.207	2	0.071	1:00.384	2	0.459	59.455	2	0.535	59.115
93	4.957	59.818	93	5.569	59.687	93	4.741	59.485	93	5.146	59.472	93	5.973	59.866
39	13.160	1:00.721	39	14.771	1:00.686	35	1 LAP	1:07.147	35	1 LAP	1:04.578	35	1 LAP	1:04.237
32	22.830	1:01.032	32	25.033	1:01.278	39	15.219	1:00.761	39	17.012	1:00.860	39	18.503	1:00.530
94	23.804	1:01.201	94	25.541	1:00.812	32	25.739	1:01.019	32	27.900	1:01.228	32	29.825	1:00.964
69	2 LAPS	1:00.544	69	2 LAPS	1:00.803	94	26.837	1:01.609	94	28.806	1:01.036	94	31.066	1:01.299
35	56.989	1:03.903				69	2 LAPS	1:00.891	69	2 LAPS	1:00.584	69	2 LAPS	1:01.382

COYS Masters Pre-66 Saloons - Part 1b (Over 2-litre)

RACE 4 - LAP CHART

Lap 16			Lap 17			Lap 18			Lap 19			Lap 20		
No	Behind	Laptime	No	Behind	Laptime	No	Behind	Laptime	No	Behind	Laptime	No	Behind	Laptime
15		59.246	15		59.530	15		59.509	15		59.483	15		59.895
93	6.720	59.993	93	6.548	59.358	93	7.047	1:00.008	93	7.677	1:00.113	93	7.023	59.241
39	19.808	1:00.551	2	1 LAP	2:13.616 P	2	1 LAP	1:02.570	2	1 LAP	59.441	2	1 LAP	59.486
35	1 LAP	1:03.722	39	21.073	1:00.795	39	22.582	1:01.018	39	23.904	1:00.805	39	24.526	1:00.517
32	32.067	1:01.488	35	1 LAP	1:04.582	35	1 LAP	1:03.546	35	1 LAP	1:04.036	35	1 LAP	1:03.874
94	33.691	1:01.871	32	33.773	1:01.236	32	35.458	1:01.194	32	37.267	1:01.292	69	2 LAPS	1:01.407
69	2 LAPS	1:00.931	94	35.358	1:01.197	94	36.952	1:01.103	94	39.056	1:01.587			
			69	2 LAPS	1:01.233	69	2 LAPS	1:01.291	69	2 LAPS	1:01.555			

COYS Masters Pre-66 Saloons - Part 1b (Over 2-litre)

RACE 4 - LAP CHART

Lap 21			Lap 22			Lap 23			Lap 24			Lap 25		
No	Behind	Laptime	No	Behind	Laptime	No	Behind	Laptime	No	Behind	Laptime	No	Behind	Laptime
15		59.456	15		59.784	15		59.773	15		59.689	2		59.686
2	1 LAP	1:00.309	94	2 LAPS	2:23.994 P	32	2 LAPS	1:05.358	32	2 LAPS	1:01.797	15	1.524	2:20.608 P
39	25.277	1:00.207	2	1 LAP	59.975	94	2 LAPS	1:05.525	35	3 LAPS	2:25.868 P	35	2 LAPS	1:04.280
35	1 LAP	1:04.509	93	1 LAP	2:17.252 P	2	1 LAP	1:00.275	94	2 LAPS	1:01.560	93	9.047	59.393
32	1 LAP	2:21.561 P				69	4 LAPS	2:27.459 P	2	1 LAP	59.791	69	3 LAPS	1:00.475
						93	1 LAP	1:03.494	69	4 LAPS	1:04.179	39	43.616	1:02.772
						39	1 LAP	2:23.228 P	93	1 LAP	59.796	32	52.671	1:01.411
									39	1 LAP	1:07.946	94	57.847	1:01.863
									32	1 LAP	1:01.264			
									94	1 LAP	1:01.613			

COYS Masters Pre-66 Saloons - Part 1b (Over 2-litre)

RACE 4 - LAP CHART

Lap 26			Lap 27			Lap 28			Lap 29			Lap 30		
No	Behind	Laptime	No	Behind	Laptime	No	Behind	Laptime	No	Behind	Laptime	No	Behind	Laptime
2		1:00.037	2		59.681	2		59.733	2		59.403	2		59.444
15	7.587	1:06.100	94	1 LAP	1:02.720	94	1 LAP	1:02.258	94	1 LAP	1:01.555	94	1 LAP	1:01.846
35	2 LAPS	1:04.434	15	8.728	1:00.822	15	9.161	1:00.166	15	10.588	1:00.830	15	11.629	1:00.485
93	8.952	59.942	93	9.115	59.844	93	9.319	59.937	93	10.674	1:00.758	93	11.837	1:00.607
69	3 LAPS	1:00.066	69	3 LAPS	1:00.090	69	3 LAPS	59.824	69	3 LAPS	1:00.320	69	3 LAPS	1:00.280
39	46.472	1:02.893	35	2 LAPS	1:04.995	35	2 LAPS	1:03.747	35	2 LAPS	1:03.924	35	2 LAPS	1:04.336
32	53.840	1:01.206	39	48.683	1:01.892	39	50.259	1:01.309	39	52.846	1:01.990	39	54.958	1:01.556
			32	55.536	1:01.377	32	57.090	1:01.287	32	59.341	1:01.654			

COYS Masters Pre-66 Saloons - Part 1b (Over 2-litre)

RACE 4 - LAP CHART

Lap 31			Lap 32			Lap 33			Lap 34			Lap 35		
No	Behind	Laptime	No	Behind	Laptime	No	Behind	Laptime	No	Behind	Laptime	No	Behind	Laptime
2		1:00.267	2		59.955	2		59.610	2		59.856	2		59.955
32	1 LAP	1:02.999	32	1 LAP	1:01.813	32	1 LAP	1:01.898	39	1 LAP	1:01.888	39	1 LAP	1:04.309
94	1 LAP	1:01.819	93	11.576	59.888	93	12.127	1:00.161	32	1 LAP	1:01.869	32	1 LAP	1:01.798
15	11.557	1:00.195	15	12.166	1:00.564	69	3 LAPS	1:00.474	93	12.228	59.957	93	11.957	59.684
93	11.643	1:00.073	94	1 LAP	1:02.775	15	13.865	1:01.309	69	3 LAPS	1:00.205	69	3 LAPS	59.661
69	3 LAPS	1:00.731	69	3 LAPS	1:00.167	94	1 LAP	1:02.433	15	14.964	1:00.955	15	16.088	1:01.079
35	2 LAPS	1:05.600	35	2 LAPS	1:04.002	35	2 LAPS	1:03.920	94	1 LAP	1:01.279	94	1 LAP	1:01.737
39	56.551	1:01.860	39	58.827	1:02.231				35	2 LAPS	1:04.076	35	2 LAPS	1:04.285

COYS Masters Pre-66 Saloons - Part 1b (Over 2-litre)

RACE 4 - LAP CHART

Lap 36			Lap 37			Lap 38			Lap 39			Lap 40		
No	Behind	Laptime	No	Behind	Laptime	No	Behind	Laptime	No	Behind	Laptime	No	Behind	Laptime
2		1:00.005	2		59.849	2		1:00.464	2		1:00.172	2		1:00.108
39	1 LAP	1:02.387	39	1 LAP	1:01.742	39	1 LAP	1:01.840	35	3 LAPS	1:04.336	35	3 LAPS	1:04.115
32	1 LAP	1:01.260	93	12.081	59.669	93	11.493	59.876	93	11.077	59.756	93	10.293	59.324
93	12.261	1:00.309	32	1 LAP	1:01.979	32	1 LAP	1:01.548	39	1 LAP	1:02.244	39	1 LAP	1:01.685
69	3 LAPS	1:00.418	69	3 LAPS	1:00.731	69	3 LAPS	1:00.521	69	3 LAPS	1:00.082	69	3 LAPS	1:00.309
15	16.795	1:00.712	15	17.778	1:00.832	15	18.181	1:00.867	32	1 LAP	1:01.546	32	1 LAP	1:01.496
94	1 LAP	1:01.445	94	1 LAP	1:01.213	94	1 LAP	1:01.662	15	18.085	1:00.076	15	18.709	1:00.732
35	2 LAPS	1:04.460	35	2 LAPS	1:04.286				94	1 LAP	1:01.235	94	1 LAP	1:01.251

COYS Masters Pre-66 Saloons - Part 1b (Over 2-litre)

RACE 4 - LAP CHART

Lap 41			Lap 42			Lap 43			Lap 44		
No	Behind	Laptime	No	Behind	Laptime	No	Behind	Laptime	No	Behind	Laptime
2		1:00.142	2		1:00.479	2		1:00.263	2		1:00.231
35	3 LAPS	1:03.667	93	8.929	59.819	93	8.472	59.806	93	8.012	59.771
93	9.589	59.438	35	3 LAPS	1:04.620	69	3 LAPS	1:01.473	69	3 LAPS	1:01.880
69	3 LAPS	1:00.462	69	3 LAPS	1:00.818	35	3 LAPS	1:04.460	39	1 LAP	1:01.560
39	1 LAP	1:02.008	39	1 LAP	1:01.523	39	1 LAP	1:01.667	15	22.000	1:02.280
32	1 LAP	1:01.186	15	19.907	1:00.961	15	19.951	1:00.307	32	1 LAP	1:01.398
15	19.425	1:00.858	32	1 LAP	1:02.479	32	1 LAP	1:01.109	35	3 LAPS	1:06.130
94	1 LAP	1:01.659	94	1 LAP	1:01.101	94	1 LAP	1:05.630	94	1 LAP	1:01.220

Morgan Tucker Trophy Challenge

QUALIFYING - RACE 5 - CLASSIFICATION

POS	NO	CL	NAME	ENTRY	TIME	ON	LAPS	GAP	DIFF	MPH
1	19		Richard PLANT	Morgan Plus 8	57.331	7	15			75.26
2	92		James PATERSON	Morgan Plus 8	57.501	5	15	0.170	0.170	75.04
3	82		Malcolm PAUL	Morgan Plus 4	59.163	9	15	1.832	1.662	72.93
4	70		Dion KREMER	Morgan Plus 4 Supersports	59.224	5	9	1.893	0.061	72.85
5	77		Adrian van der KROFT	Morgan Plus 4	59.238	9	14	1.907	0.014	72.84
6	5		James BELLINGER	Morgan 4/4	59.459	4	4	2.128	0.221	72.57
7	51		Rick BOURNE	Morgan SLR	59.617	9	14	2.286	0.158	72.37
8	49		Chris ACKLAM	Morgan Plus 4	59.812	7	15	2.481	0.195	72.14
9	17		Jack BELLINGER	Morgan Plus 8	59.970	4	15	2.639	0.158	71.95
10	78		Jonathon RUSHTON	Morgan Plus 4	1:00.589	5	15	3.258	0.619	71.21
11	18		John CLARKE	Morgan Plus 4 Supersports	1:00.851	15	15	3.520	0.262	70.91
12	7		Mary LINDSAY	Morgan Plus 8	1:00.980	5	15	3.649	0.129	70.76
13	39		John EMBERSON	Morgan Plus 4 Supersports	1:02.557	10	13	5.226	1.577	68.97
14	34		Mark SHEARS	Morgan Plus 4	1:02.972	14	14	5.641	0.415	68.52
15	64		Richard THORNE	Morgan 4/4	1:02.973	9	14	5.642	0.001	68.52
16	57		Simon KING	Morgan Plus 4 Supersports	1:03.510	14	14	6.179	0.537	67.94

Car 39 please fit transponder for race

Weather / Track : Sunny / Dry

These results are provisional until the conclusion of any judicial and technical matters.

Brands Hatch Indy
 Circuit Length = 1.1986 miles
 Start: 11:36 End: 11:52

Clerk of Course :		Timekeeper :
-------------------	--	--------------

Morgan Tucker Trophy Challenge

QUALIFYING - RACE 5 - LAP ANALYSIS

5	James BELLINGER		Morgan 4/4				
1 -	1:10.260	+ 10.801	11:37:16.387	3 -	59.725	+ 0.266	11:39:16.007
2 -	59.895	+ 0.436	11:38:16.282	4 -	59.459		11:40:15.466
7	Mary LINDSAY		Morgan Plus 8				
1 -	1:14.988	+ 14.008	11:37:32.830	9 -	1:01.218	+ 0.238	11:45:49.183
2 -	1:02.968	+ 1.988	11:38:35.798	10 -	1:01.474	+ 0.494	11:46:50.657
3 -	1:04.027	+ 3.047	11:39:39.825	11 -	1:01.385	+ 0.405	11:47:52.042
4 -	1:02.058	+ 1.078	11:40:41.883	12 -	1:01.527	+ 0.547	11:48:53.569
5 -	1:00.980		11:41:42.863	13 -	1:01.107	+ 0.127	11:49:54.676
6 -	1:01.730	+ 0.750	11:42:44.593	14 -	1:01.520	+ 0.540	11:50:56.196
7 -	1:01.963	+ 0.983	11:43:46.556	15 -	1:01.037	+ 0.057	11:51:57.233
8 -	1:01.409	+ 0.429	11:44:47.965				
17	Jack BELLINGER		Morgan Plus 8				
1 -	1:08.001	+ 8.031	11:37:19.954	9 -	1:00.109	+ 0.139	11:45:22.116
2 -	1:00.913	+ 0.943	11:38:20.867	10 -	1:00.634	+ 0.664	11:46:22.750
3 -	1:00.496	+ 0.526	11:39:21.363	11 -	1:00.223	+ 0.253	11:47:22.973
4 -	59.970		11:40:21.333	12 -	1:00.009	+ 0.039	11:48:22.982
5 -	1:00.124	+ 0.154	11:41:21.457	13 -	1:01.712	+ 1.742	11:49:24.694
6 -	1:00.059	+ 0.089	11:42:21.516	14 -	1:01.397	+ 1.427	11:50:26.091
7 -	1:00.423	+ 0.453	11:43:21.939	15 -	1:00.806	+ 0.836	11:51:26.897
8 -	1:00.068	+ 0.098	11:44:22.007				
18	John CLARKE		Morgan Plus 4 Supersports				
1 -	1:13.783	+ 12.932	11:37:28.796	9 -	1:01.174	+ 0.323	11:45:46.390
2 -	1:03.275	+ 2.424	11:38:32.071	10 -	1:01.828	+ 0.977	11:46:48.218
3 -	1:03.220	+ 2.369	11:39:35.291	11 -	1:01.380	+ 0.529	11:47:49.598
4 -	1:03.666	+ 2.815	11:40:38.957	12 -	1:01.488	+ 0.637	11:48:51.086
5 -	1:01.783	+ 0.932	11:41:40.740	13 -	1:00.897	+ 0.046	11:49:51.983
6 -	1:01.911	+ 1.060	11:42:42.651	14 -	1:01.186	+ 0.335	11:50:53.169
7 -	1:01.665	+ 0.814	11:43:44.316	15 -	1:00.851		11:51:54.020
8 -	1:00.900	+ 0.049	11:44:45.216				
19	Richard PLANT		Morgan Plus 8				
1 -	1:09.000	+ 11.669	11:37:19.450	9 -	59.296	+ 1.965	11:45:07.793
2 -	1:00.142	+ 2.811	11:38:19.592	10 -	58.678	+ 1.347	11:46:06.471
3 -	59.227	+ 1.896	11:39:18.819	11 -	57.841	+ 0.510	11:47:04.312
4 -	58.021	+ 0.690	11:40:16.840	12 -	1:00.752	+ 3.421	11:48:05.064
5 -	58.700	+ 1.369	11:41:15.540	13 -	1:01.390	+ 4.059	11:49:06.454
6 -	57.971	+ 0.640	11:42:13.511	14 -	58.507	+ 1.176	11:50:04.961
7 -	57.331		11:43:10.842	15 -	1:04.873	+ 7.542	11:51:09.834
8 -	57.655	+ 0.324	11:44:08.497				
34	Mark SHEARS		Morgan Plus 4				
1 -	1:16.851	+ 13.879	11:37:33.327	8 -	1:03.628	+ 0.656	11:45:06.622
2 -	1:06.307	+ 3.335	11:38:39.634	9 -	1:03.447	+ 0.475	11:46:10.069
3 -	1:04.779	+ 1.807	11:39:44.413	10 -	1:03.499	+ 0.527	11:47:13.568
4 -	1:04.491	+ 1.519	11:40:48.904	11 -	1:03.562	+ 0.590	11:48:17.130
5 -	1:04.435	+ 1.463	11:41:53.339	12 -	1:02.981	+ 0.009	11:49:20.111
6 -	1:04.843	+ 1.871	11:42:58.182	13 -	1:03.878	+ 0.906	11:50:23.989
7 -	1:04.812	+ 1.840	11:44:02.994	14 -	1:02.972		11:51:26.961
39	John EMBERSON		Morgan Plus 4 Supersports				
1 -	1:04.548	+ 1.991	11:38:46.679	8 -	1:03.437	+ 0.880	11:46:12.624
2 -	1:04.581	+ 2.024	11:39:51.260	9 -	1:03.212	+ 0.655	11:47:15.836
3 -	1:03.553	+ 0.996	11:40:54.813	10 -	1:02.557		11:48:18.393
4 -	1:03.472	+ 0.915	11:41:58.285	11 -	1:04.090	+ 1.533	11:49:22.483
5 -	1:03.601	+ 1.044	11:43:01.886	12 -	1:04.242	+ 1.685	11:50:26.725
6 -	1:03.243	+ 0.686	11:44:05.129	13 -	1:03.942	+ 1.385	11:51:30.667
7 -	1:04.058	+ 1.501	11:45:09.187				

Car 39 please fit transponder for race

Weather / Track : Sunny / Dry

www.tsl-timing.com

Brands Hatch Indy
Circuit Length = 1.1986 miles
Start: 11:36 End: 11:52

Page 1 of 3

Printed - 11.54 Saturday, 23 May 2009

Morgan Tucker Trophy Challenge

QUALIFYING - RACE 5 - LAP ANALYSIS

49	Chris ACKLAM		Morgan Plus 4				
1 -	1:13.873	+ 14.061	11:37:36.932	9 -	1:01.036	+ 1.224	11:45:46.504
2 -	1:02.876	+ 3.064	11:38:39.808	10 -	1:00.171	+ 0.359	11:46:46.675
3 -	1:02.772	+ 2.960	11:39:42.580	11 -	1:00.608	+ 0.796	11:47:47.283
4 -	1:01.250	+ 1.438	11:40:43.830	12 -	1:00.716	+ 0.904	11:48:47.999
5 -	1:00.464	+ 0.652	11:41:44.294	13 -	59.844	+ 0.032	11:49:47.843
6 -	1:00.425	+ 0.613	11:42:44.719	14 -	1:00.522	+ 0.710	11:50:48.365
7 -	59.812		11:43:44.531	15 -	1:00.505	+ 0.693	11:51:48.870
8 -	1:00.937	+ 1.125	11:44:45.468				
51	Rick BOURNE		Morgan SLR				
1 -	1:01.410	+ 1.793	11:38:19.015	8 -	59.756	+ 0.139	11:45:21.315
2 -	1:01.233	+ 1.616	11:39:20.248	9 -	59.617		11:46:20.932
3 -	1:00.201	+ 0.584	11:40:20.449	10 -	1:00.090	+ 0.473	11:47:21.022
4 -	1:00.175	+ 0.558	11:41:20.624	11 -	59.815	+ 0.198	11:48:20.837
5 -	1:00.220	+ 0.603	11:42:20.844	12 -	1:00.553	+ 0.936	11:49:21.390
6 -	1:00.522	+ 0.905	11:43:21.366	13 -	1:00.060	+ 0.443	11:50:21.450
7 -	1:00.193	+ 0.576	11:44:21.559	14 -	59.868	+ 0.251	11:51:21.318
57	Simon KING		Morgan Plus 4 Supersports				
1 -	1:15.077	+ 11.567	11:37:28.871	8 -	1:05.313	+ 1.803	11:45:08.231
2 -	1:06.422	+ 2.912	11:38:35.293	9 -	1:03.917	+ 0.407	11:46:12.148
3 -	1:07.514	+ 4.004	11:39:42.807	10 -	1:03.687	+ 0.177	11:47:15.835
4 -	1:05.873	+ 2.363	11:40:48.680	11 -	1:04.064	+ 0.554	11:48:19.899
5 -	1:04.651	+ 1.141	11:41:53.331	12 -	1:04.471	+ 0.961	11:49:24.370
6 -	1:04.686	+ 1.176	11:42:58.017	13 -	1:05.406	+ 1.896	11:50:29.776
7 -	1:04.901	+ 1.391	11:44:02.918	14 -	1:03.510		11:51:33.286
64	Richard THORNE		Morgan 4/4				
1 -	1:16.344	+ 13.371	11:37:43.694	8 -	1:04.746	+ 1.773	11:45:10.728
2 -	1:04.638	+ 1.665	11:38:48.332	9 -	1:02.973		11:46:13.701
3 -	1:04.232	+ 1.259	11:39:52.564	10 -	1:03.038	+ 0.065	11:47:16.739
4 -	1:03.542	+ 0.569	11:40:56.106	11 -	1:03.480	+ 0.507	11:48:20.219
5 -	1:03.385	+ 0.412	11:41:59.491	12 -	1:04.440	+ 1.467	11:49:24.659
6 -	1:03.317	+ 0.344	11:43:02.808	13 -	1:03.803	+ 0.830	11:50:28.462
7 -	1:03.174	+ 0.201	11:44:05.982	14 -	1:03.301	+ 0.328	11:51:31.763
70	Dion KREMER		Morgan Plus 4 Supersports				
1 -	1:12.179	+ 12.955	11:37:46.468	6 -	1:08.676	+ 9.452	11:43:08.909
2 -	1:15.122	+ 15.898	11:39:01.590	7 -	59.612	+ 0.388	11:44:08.521
3 -	1:00.005	+ 0.781	11:40:01.595	8 -	1:11.432	+ 12.208	11:45:19.953
4 -	59.414	+ 0.190	11:41:01.009	9 -	59.429	+ 0.205	11:46:19.382
5 -	59.224		11:42:00.233				
77	Adrian van der KROFT		Morgan Plus 4				
1 -	1:09.464	+ 10.226	11:37:33.984	8 -	59.740	+ 0.502	11:44:36.856
2 -	1:01.270	+ 2.032	11:38:35.254	9 -	59.238		11:45:36.094
3 -	1:00.889	+ 1.651	11:39:36.143	10 -	59.241	+ 0.003	11:46:35.335
4 -	1:00.887	+ 1.649	11:40:37.030	11 -	59.607	+ 0.369	11:47:34.942
5 -	1:00.428	+ 1.190	11:41:37.458	12 -	2:04.014 P	+ 1:04.776	11:49:38.956
6 -	59.982	+ 0.744	11:42:37.440	13 -	1:03.471	+ 4.233	11:50:42.427
7 -	59.676	+ 0.438	11:43:37.116	14 -	59.870	+ 0.632	11:51:42.297
78	Jonathon RUSHTON		Morgan Plus 4				
1 -	1:17.443	+ 16.854	11:37:38.961	9 -	1:01.226	+ 0.637	11:45:52.208
2 -	1:03.373	+ 2.784	11:38:42.334	10 -	1:00.690	+ 0.101	11:46:52.898
3 -	1:02.231	+ 1.642	11:39:44.565	11 -	1:01.110	+ 0.521	11:47:54.008
4 -	1:01.626	+ 1.037	11:40:46.191	12 -	1:00.846	+ 0.257	11:48:54.854
5 -	1:00.589		11:41:46.780	13 -	1:01.190	+ 0.601	11:49:56.044
6 -	1:01.662	+ 1.073	11:42:48.442	14 -	1:01.010	+ 0.421	11:50:57.054
7 -	1:01.580	+ 0.991	11:43:50.022	15 -	1:01.209	+ 0.620	11:51:58.263
8 -	1:00.960	+ 0.371	11:44:50.982				

Car 39 please fit transponder for race

Weather / Track : Sunny / Dry

www.tsl-timing.com

Brands Hatch Indy
Circuit Length = 1.1986 miles
Start: 11:36 End: 11:52

Page 2 of 3

Printed - 11.54 Saturday, 23 May 2009

Morgan Tucker Trophy Challenge
QUALIFYING - RACE 5 - LAP ANALYSIS


82		Malcolm PAUL		Morgan Plus 4			
1 -	1:11.920	+ 12.757	11:37:31.421	9 -	59.163		11:45:36.736
2 -	1:02.011	+ 2.848	11:38:33.432	10 -	1:03.012	+ 3.849	11:46:39.748
3 -	1:01.505	+ 2.342	11:39:34.937	11 -	59.726	+ 0.563	11:47:39.474
4 -	1:01.476	+ 2.313	11:40:36.413	12 -	59.976	+ 0.813	11:48:39.450
5 -	1:00.590	+ 1.427	11:41:37.003	13 -	59.287	+ 0.124	11:49:38.737
6 -	59.879	+ 0.716	11:42:36.882	14 -	59.647	+ 0.484	11:50:38.384
7 -	1:00.968	+ 1.805	11:43:37.850	15 -	1:00.013	+ 0.850	11:51:38.397
8 -	59.723	+ 0.560	11:44:37.573				
92		James PATERSON		Morgan Plus 8			
1 -	1:12.426	+ 14.925	11:37:18.965	9 -	1:00.458	+ 2.957	11:45:06.919
2 -	59.809	+ 2.308	11:38:18.774	10 -	1:00.051	+ 2.550	11:46:06.970
3 -	57.982	+ 0.481	11:39:16.756	11 -	57.626	+ 0.125	11:47:04.596
4 -	58.313	+ 0.812	11:40:15.069	12 -	1:00.812	+ 3.311	11:48:05.408
5 -	57.501		11:41:12.570	13 -	1:04.789	+ 7.288	11:49:10.197
6 -	58.690	+ 1.189	11:42:11.260	14 -	1:02.233	+ 4.732	11:50:12.430
7 -	57.599	+ 0.098	11:43:08.859	15 -	1:00.172	+ 2.671	11:51:12.602
8 -	57.602	+ 0.101	11:44:06.461				

Car 39 please fit transponder for race

Weather / Track : Sunny / Dry

Morgan Tucker Trophy Challenge

RACE 5 - GRID

ROW 8	1:02.973 64 Richard THORNE	1:03.510 57 Simon KING
ROW 7	1:02.557 39 John EMBERSON Check Transponder for race	1:02.972 34 Mark SHEARS
ROW 6	1:00.851 18 John CLARKE	1:00.980 7 Mary LINDSAY
ROW 5	59.970 17 Jack BELLINGER	1:00.589 78 Jonathon RUSHTON
ROW 4	59.617 51 Rick BOURNE	59.812 49 Chris ACKLAM
ROW 3	59.238 77 Adrian van der KROFT	59.459 5 James BELLINGER
ROW 2	59.163 82 Malcolm PAUL	59.224 70 Dion KREMER
ROW 1	57.331 19 Richard PLANT	57.501 92 James PATERSON
Pole		
		

Brands Hatch Indy
Circuit Length = 1.1986 miles

These results are provisional until the conclusion of any judicial and technical matters.

Clerk of Course :

Timekeeper :

Morgan Tucker Trophy Challenge

RACE 5 - CLASSIFICATION - AMENDED

POS	NO	CL	NAME	ENTRY	LAPS	TIME	GAP	DIFF	MPH	BEST	ON
1	92		James PATERSON	Morgan Plus 8	26	25:16.675			73.97	57.025	18
2	19		Richard PLANT	Morgan Plus 8	26	25:17.756	1.081	1.081	73.91	57.401	8
3	5		James BELLINGER	Morgan 4/4	26	25:57.619	40.944	39.863	72.02	58.656	24
4	77		Adrian van der KROFT	Morgan Plus 4	26	25:58.199	41.524	0.580	72.00	58.671	26
5	82		Malcolm PAUL	Morgan Plus 4	26	26:12.768	56.093	14.569	71.33	59.546	19
6	17		Jack BELLINGER	Morgan Plus 8	26	26:12.982	56.307	0.214	71.32	59.435	19
7	51		Rick BOURNE	Morgan SLR	26	26:13.491	56.816	0.509	71.30	59.613	14
8	70		Dion KREMER	Morgan Plus 4 Supersports	26	26:14.034	57.359	0.543	71.27	59.570	21
9	49		Chris ACKLAM	Morgan Plus 4	25	25:29.071	1 lap	1 lap	70.55	59.531	25
10	7		Mary LINDSAY	Morgan Plus 8	25	25:48.531	1 lap	19.460	69.66	1:00.514	14
11	18		John CLARKE	Morgan Plus 4 Supersports	25	25:53.375	1 lap	4.844	69.44	1:00.589	9
12	57		Simon KING	Morgan Plus 4 Supersports	24	25:31.795	2 laps	1 lap	67.60	56.544	15
13	64		Richard THORNE	Morgan 4/4	24	25:33.273	2 laps	1.478	67.54	1:01.782	19
14	34		Mark SHEARS	Morgan Plus 4	24	25:47.055	2 laps	13.782	66.94	1:02.677	23
15	39		John EMBERSON	Morgan Plus 4 Supersports	24	25:48.358	2 laps	1.303	66.88	1:03.296	21
16	78		Jonathon RUSHTON	Morgan Plus 4	22	25:24.044	4 laps	2 laps	62.28	1:00.489	17

FASTEST LAP

92	James PATERSON	Morgan Plus 8	57.025	75.66 mph	122.77 kph
----	----------------	---------------	--------	-----------	------------

Weather / Track : Bright / Dry

These results are provisional until the conclusion of any judicial and technical matters.

Brands Hatch Indy
Circuit Length = 1.1986 miles
Start: 16:52 End: 17:18

Clerk of Course :		Timekeeper :
-------------------	--	--------------

Morgan Tucker Trophy Challenge

RACE 5 - LAP CHART

Lap 1			Lap 2			Lap 3			Lap 4			Lap 5		
No	Behind	Laptime	No	Behind	Laptime	No	Behind	Laptime	No	Behind	Laptime	No	Behind	Laptime
19		1:04.549	19		58.611	19		58.368	19		59.634	92		59.278
92	0.791	1:05.340	92	0.096	57.916	92	0.457	58.729	92	0.406	59.583	19	0.808	1:00.492
77	2.835	1:07.384	77	4.452	1:00.228	77	6.067	59.983	77	6.681	1:00.248	77	6.578	59.581
82	4.399	1:08.948	5	6.477	1:00.094	5	7.611	59.502	5	7.983	1:00.006	5	8.188	59.889
5	4.994	1:09.543	82	6.927	1:01.139	82	9.046	1:00.487	82	10.505	1:01.093	82	10.502	59.681
70	5.364	1:09.913	70	7.509	1:00.756	70	9.975	1:00.834	70	11.118	1:00.777	17	11.546	59.781
17	6.434	1:10.983	17	7.787	59.964	17	10.475	1:01.056	17	11.449	1:00.608	70	11.712	1:00.278
49	7.379	1:11.928	51	9.033	1:00.168	51	10.839	1:00.174	51	11.740	1:00.535	51	12.229	1:00.173
78	7.474	1:12.023	49	9.882	1:01.114	49	12.184	1:00.670	49	13.283	1:00.733	49	14.510	1:00.911
51	7.476	1:12.025	7	11.470	1:02.074	7	14.258	1:01.156	7	17.285	1:02.661	7	20.156	1:02.555
7	8.007	1:12.556	78	12.955	1:04.092	18	17.100	1:02.080	18	21.450	1:03.984	78	2 LAPS	3:08.086
18	8.672	1:13.221	18	13.388	1:03.327	64	20.794	1:04.634	64	25.075	1:03.915	18	24.165	1:02.399
64	9.721	1:14.270	64	14.528	1:03.418	39	21.394	1:04.622	39	25.427	1:03.667	64	29.685	1:04.294
39	10.069	1:14.618	39	15.140	1:03.682	34	21.758	1:04.387	34	26.003	1:03.879	39	30.489	1:04.746
34	10.580	1:15.129	34	15.739	1:03.770	57	24.032	1:04.773	57	29.121	1:04.723	34	31.298	1:04.979
57	11.914	1:16.463	57	17.627	1:04.324							57	32.915	1:03.478

Morgan Tucker Trophy Challenge

RACE 5 - LAP CHART

Lap 6			Lap 7			Lap 8			Lap 9			Lap 10		
No	Behind	Laptime	No	Behind	Laptime	No	Behind	Laptime	No	Behind	Laptime	No	Behind	Laptime
92		57.539	92		57.440	92		57.736	92		57.365	92		57.716
19	0.874	57.605	19	0.917	57.483	19	0.582	57.401	19	0.768	57.551	19	0.719	57.667
77	8.880	59.841	77	10.826	59.386	77	12.557	59.467	77	14.329	59.137	77	16.308	59.695
5	10.178	59.529	5	12.182	59.444	5	13.954	59.508	5	15.941	59.352	5	17.174	58.949
82	13.170	1:00.207	82	15.947	1:00.217	82	18.188	59.977	82	21.376	1:00.553	82	23.483	59.823
17	13.992	59.985	17	16.732	1:00.180	17	18.795	59.799	17	21.784	1:00.354	17	23.883	59.815
70	14.023	59.850	70	16.818	1:00.235	70	19.072	59.990	70	22.209	1:00.502	70	24.260	59.767
51	15.041	1:00.351	51	17.302	59.701	51	19.683	1:00.117	51	22.720	1:00.402	51	24.753	59.749
49	17.221	1:00.250	49	20.374	1:00.593	49	23.309	1:00.671	49	26.367	1:00.423	49	29.121	1:00.470
7	23.683	1:01.066	7	27.672	1:01.429	7	31.294	1:01.358	7	35.498	1:01.569	7	38.621	1:00.839
78	2 LAPS	1:01.055	78	2 LAPS	1:01.431	78	2 LAPS	1:00.534	78	2 LAPS	1:00.637	78	2 LAPS	1:01.219
18	27.740	1:01.114	18	31.351	1:01.051	18	34.344	1:00.729	18	37.568	1:00.589	18	40.697	1:00.845
64	36.132	1:03.986	64	42.500	1:03.808	64	48.462	1:03.698	64	54.439	1:03.342			
39	36.538	1:03.588	39	42.948	1:03.850	39	49.100	1:03.888	39	55.422	1:03.687			
34	37.302	1:03.543	34	43.485	1:03.623	34	49.387	1:03.638	57	56.052	1:03.504			
57	38.698	1:03.322	57	44.766	1:03.508	57	49.913	1:02.883	34	56.195	1:04.173			

Morgan Tucker Trophy Challenge

RACE 5 - LAP CHART

Lap 11			Lap 12			Lap 13			Lap 14			Lap 15		
No	Behind	Laptime	No	Behind	Laptime	No	Behind	Laptime	No	Behind	Laptime	No	Behind	Laptime
92		58.889	92		58.090	92		57.483	19		58.291	19		57.687
19	0.831	59.001	19	0.575	57.834	19	0.578	57.486	92	0.375	59.244	92	0.447	57.759
64	1 LAP	1:03.399	64	1 LAP	1:03.135	64	1 LAP	1:03.890	64	1 LAP	1:03.585	77	22.949	59.314
39	1 LAP	1:04.759	39	1 LAP	1:03.481	39	1 LAP	1:03.629	39	1 LAP	1:03.441	5	23.274	59.365
34	1 LAP	1:04.450	34	1 LAP	1:03.505	34	1 LAP	1:03.580	34	1 LAP	1:03.518	64	1 LAP	1:03.895
57	1 LAP	1:05.338	57	1 LAP	1:03.285	57	1 LAP	1:03.591	77	21.322	1:00.394	39	1 LAP	1:05.283
77	16.948	59.529	77	18.286	59.428	78	3 LAPS	1:29.709 P	5	21.596	1:00.339	57	1 LAP	1:03.697
5	17.729	59.444	5	18.924	59.285	77	19.797	58.994	57	1 LAP	1:04.593	34	1 LAP	1:05.584
82	24.902	1:00.308	82	26.530	59.718	5	20.126	58.685	78	3 LAPS	1:05.887	78	3 LAPS	1:02.289
17	25.400	1:00.406	17	27.196	59.886	82	28.842	59.795	82	30.112	1:00.139	82	32.223	59.798
70	25.896	1:00.525	70	27.402	59.596	17	29.426	59.713	17	30.808	1:00.251	17	32.744	59.623
51	26.161	1:00.297	51	28.331	1:00.260	70	29.754	59.835	70	30.890	1:00.005	70	33.244	1:00.041
49	30.208	59.976	49	32.390	1:00.272	51	30.560	59.712	51	31.304	59.613	51	33.714	1:00.097
7	40.812	1:01.080	7	43.793	1:01.071	49	35.573	1:00.666	49	36.795	1:00.091	49	38.927	59.819
78	2 LAPS	1:00.829	18	47.147	1:02.422	7	47.792	1:01.482	7	49.437	1:00.514	7	52.959	1:01.209
18	42.815	1:01.007				18	50.874	1:01.210	18	53.300	1:01.295	18	57.051	1:01.438

Morgan Tucker Trophy Challenge

RACE 5 - LAP CHART

Lap 16			Lap 17			Lap 18			Lap 19			Lap 20		
No	Behind	Laptime	No	Behind	Laptime	No	Behind	Laptime	No	Behind	Laptime	No	Behind	Laptime
19		57.408	19		58.386	19		57.779	19		57.747	19		57.539
92	0.666	57.627	92	1.148	58.868	92	0.394	57.025	92	0.904	58.257	92	0.603	57.238
77	25.145	59.604	18	1 LAP	1:02.850	7	1 LAP	1:02.800	7	1 LAP	1:01.291	7	1 LAP	1:01.391
5	25.146	59.280	77	26.394	59.635	18	1 LAP	1:01.117	18	1 LAP	1:01.545	18	1 LAP	1:01.277
64	1 LAP	1:03.223	5	26.619	59.859	77	28.407	59.792	77	30.025	59.365	77	31.802	59.316
57	1 LAP	1:02.204	64	1 LAP	1:03.714	5	28.408	59.568	5	30.633	59.972	5	32.080	58.986
78	3 LAPS	1:02.246	78	3 LAPS	1:01.516	17	39.770	1:00.731	17	41.458	59.435	17	43.527	59.608
39	1 LAP	1:04.641	82	36.620	1:00.281	78	3 LAPS	1:01.505	82	42.274	59.546	82	44.606	59.871
82	34.725	59.910	17	36.818	1:00.003	82	40.475	1:01.634	51	43.110	59.629	51	45.298	59.727
34	1 LAP	1:04.246	57	1 LAP	1:03.009	51	41.228	1:00.244	70	43.753	1:00.238	70	45.851	59.637
17	35.201	59.865	70	37.638	1:00.412	70	41.262	1:01.403	78	3 LAPS	1:03.175	78	3 LAPS	1:00.489
70	35.612	59.776	51	38.763	1:00.962	64	1 LAP	1:05.068	57	1 LAP	1:02.139	57	1 LAP	1:01.882
51	36.187	59.881	39	1 LAP	1:05.164	57	1 LAP	1:03.259	64	1 LAP	1:03.273	64	1 LAP	1:01.782
49	41.445	59.926	34	1 LAP	1:05.249	39	1 LAP	1:03.950	39	1 LAP	1:04.114	49	56.676	1:00.264
7	57.028	1:01.477	49	43.351	1:00.292	49	47.993	1:02.421	49	53.951	1:03.705			
						34	1 LAP	1:04.166	34	1 LAP	1:03.898			

Morgan Tucker Trophy Challenge

RACE 5 - LAP CHART

Lap 21			Lap 22			Lap 23			Lap 24			Lap 25		
No	Behind	Laptime	No	Behind	Laptime	No	Behind	Laptime	No	Behind	Laptime	No	Behind	Laptime
19		58.710	19		58.106	92		57.971	92		57.498	92		58.170
92	0.327	58.434	92	0.073	57.852	19	0.438	58.482	19	0.954	58.014	19	0.838	58.054
39	2 LAPS	1:04.791	49	1 LAP	1:03.000	57	2 LAPS	1:02.235	57	2 LAPS	1:02.791	78	4 LAPS	1:03.080
34	2 LAPS	1:04.722	39	2 LAPS	1:03.855	64	2 LAPS	1:02.236	64	2 LAPS	1:02.981	49	1 LAP	1:00.989
7	1 LAP	1:01.029	34	2 LAPS	1:04.401	49	1 LAP	1:00.192	49	1 LAP	1:00.164	57	2 LAPS	1:02.642
18	1 LAP	1:01.482	7	1 LAP	1:01.714	39	2 LAPS	1:03.296	39	2 LAPS	1:03.767	64	2 LAPS	1:03.548
77	34.035	1:00.943	18	1 LAP	1:01.435	34	2 LAPS	1:02.791	34	2 LAPS	1:03.754	34	2 LAPS	1:02.677
5	34.036	1:00.666	77	36.022	1:00.093	7	1 LAP	1:01.299	7	1 LAP	1:01.005	39	2 LAPS	1:04.294
17	44.277	59.460	5	36.023	1:00.093	18	1 LAP	1:02.069	18	1 LAP	1:01.158	7	1 LAP	1:01.245
82	45.598	59.702	17	45.835	59.664	5	37.783	59.804	5	38.941	58.656	18	1 LAP	1:02.460
51	46.234	59.646	82	47.335	59.843	77	38.137	1:00.159	77	39.689	59.050	5	39.643	58.872
70	46.711	59.570	51	47.850	59.722	17	47.263	59.472	17	49.608	59.843	77	40.481	58.962
78	3 LAPS	1:01.470	70	48.382	59.777	82	49.135	59.844	82	51.545	59.908	17	51.132	59.694
57	1 LAP	1:01.923	78	3 LAPS	1:01.315	51	49.793	59.987	51	52.441	1:00.146	82	53.294	59.919
64	1 LAP	1:01.836				70	50.057	59.719	70	52.609	1:00.050	51	54.162	59.891
						78	3 LAPS	1:00.785				70	54.706	1:00.267

Morgan Tucker Trophy Challenge

RACE 5 - LAP CHART

Lap 26		
No	Behind	Laptime
92		57.628
19	1.081	57.871
78	4 LAPS	1:00.672
49	1 LAP	59.531
57	2 LAPS	1:02.229
64	2 LAPS	1:02.343
34	2 LAPS	1:03.393
39	2 LAPS	1:03.545
7	1 LAP	1:02.661
18	1 LAP	1:01.271
5	40.944	58.929
77	41.524	58.671
82	56.093	1:00.427
17	56.307	1:02.803
51	56.816	1:00.282
70	57.359	1:00.281