



MASTERS HISTORIC FESTIVAL

Brands Hatch GP Circuit

29th - 31st May 2010



Results Provided by Timing Solutions Ltd
www.tsl-timing.com

Gentleman Drivers A - under 3-litre cars
QUALIFYING - RACE 3 - CLASSIFICATION

| POS | NO | CL | NAME | ENTRY | TIME | ON | LAPS | GAP | DIFF | MPH |
|-----|-----|----|------------------------|---------------------------|----------|----|------|--------|-------|-------|
| 1 | 36 | C1 | WALKER/FLUX | Lotus Elan 26R | 1:46.796 | 12 | 13 | | | 77.56 |
| 2 | 119 | C1 | TICE/CONOLEY | Marcos 1800 GT | 1:47.452 | 14 | 14 | 0.656 | 0.656 | 77.08 |
| 3 | 52 | C1 | SCHRYVER/HADFIELD | Lotus Elan 26R | 1:48.010 | 6 | 18 | 1.214 | 0.558 | 76.68 |
| 4 | 7 | C2 | GRACE/WELCH | Austin Healey 3000 Mkl | 1:49.994 | 15 | 16 | 3.198 | 1.984 | 75.30 |
| 5 | 97 | C1 | GATHERCOLE/GATHERCOLE | Lotus Elan | 1:50.495 | 3 | 6 | 3.699 | 0.501 | 74.96 |
| 6 | 129 | C1 | COX/RAYNSFOLD | Marcos 1800 GT | 1:51.409 | 7 | 18 | 4.613 | 0.914 | 74.34 |
| 7 | 29 | C2 | AHLERS/BELLINGER | Morgan SLR | 1:51.881 | 13 | 14 | 5.085 | 0.472 | 74.03 |
| 8 | 150 | C2 | SMITHIES/BRONSON | Austin Healey 3000 MKI | 1:52.090 | 16 | 17 | 5.294 | 0.209 | 73.89 |
| 9 | 51 | C2 | WELCH/KING | Austin Healey 3000 | 1:52.247 | 12 | 15 | 5.451 | 0.157 | 73.79 |
| 10 | 70 | C2 | KREMER/KREMER | Morgan Plus 4 Supersports | 1:52.449 | 14 | 14 | 5.653 | 0.202 | 73.66 |
| 11 | 73 | C2 | CLARKSON/WILLIAMS | Austin Healey 3000 Mkl | 1:52.562 | 17 | 17 | 5.766 | 0.113 | 73.58 |
| 12 | 61 | C2 | OREBI-GANN/BOURNE | Morgan SLR | 1:52.667 | 6 | 16 | 5.871 | 0.105 | 73.51 |
| 13 | 22 | C1 | LAWLEY/SMITH | MG B | 1:52.703 | 18 | 18 | 5.907 | 0.036 | 73.49 |
| 14 | 64 | C2 | LEVETT-PRINSEP/WYKEHAM | Austin Healey 3000 MKII | 1:53.469 | 17 | 17 | 6.673 | 0.766 | 72.99 |
| 15 | 79 | C1 | Brian LAMBERT | MG B | 1:53.494 | 7 | 10 | 6.698 | 0.025 | 72.98 |
| 16 | 50 | C1 | BATEMAN/MERCER | Lotus Elan S2 | 1:53.739 | 16 | 16 | 6.943 | 0.245 | 72.82 |
| 17 | 82 | C1 | PAUL/WELLS | TVR Grantura | 1:53.792 | 15 | 16 | 6.996 | 0.053 | 72.79 |
| 18 | 85 | C1 | BOND/FELL | Lotus Elan 26R | 1:53.959 | 17 | 17 | 7.163 | 0.167 | 72.68 |
| 19 | 48 | C2 | HENDERSON/WILLIAMS | Austin Healey 3000 Mkl | 1:54.075 | 5 | 17 | 7.279 | 0.116 | 72.61 |
| 20 | 66 | C2 | PEARSON/DEVINE | Triumph TR4 | 1:54.161 | 14 | 14 | 7.365 | 0.086 | 72.55 |
| 21 | 101 | C2 | WETHERELL/BULL | Triumph TR4 | 1:54.268 | 16 | 17 | 7.472 | 0.107 | 72.48 |
| 22 | 74 | C1 | AYLETT/FARRELL | Diva GT | 1:55.586 | 16 | 17 | 8.790 | 1.318 | 71.66 |
| 23 | 35 | C1 | Simon DRABBLE | Turner 1650 | 1:55.906 | 9 | 13 | 9.110 | 0.320 | 71.46 |
| 24 | 75 | C1 | KJALLGREN/KJALLGREN | Lotus Elite | 1:57.361 | 14 | 14 | 10.565 | 1.455 | 70.57 |
| 25 | 19 | C1 | MAYDON/JOLLY | MGB | 1:59.805 | 13 | 15 | 13.009 | 2.444 | 69.13 |
| 26 | 96 | C1 | Mike BELL | Gilbern GT 1800 | 2:01.553 | 12 | 12 | 14.757 | 1.748 | 68.14 |

Car No 19 has 2 (two) transponders please disable one.

Brands Hatch GP
 Circuit Length = 2.3009 miles
 Start: 10:00 End: 10:43

Weather / Track : Cloudy / Dry
 These results are provisional until the conclusion of any judicial and technical matters.

| | | |
|-------------------|--|--------------|
| Clerk of Course : | | Timekeeper : |
|-------------------|--|--------------|

Gentleman Drivers A - under 3-litre cars
QUALIFYING - RACE 3 - LAP ANALYSIS

| | | | | | | | |
|-----------|---------------------------|------------|---------------------------|------|-----------------|------------|---------------------|
| 7 | GRACE/WELCH | | C2 Austin Healey 3000 Mkl | | | | |
| 1 - | 1:52.921 | + 2.927 | 10:04:12.087 | 9 - | 1:51.279 | + 1.285 | 10:22:49.833 |
| 2 - | 1:51.113 | + 1.119 | 10:06:03.200 | 10 - | 1:51.894 | + 1.900 | 10:24:41.727 |
| 3 - | 1:50.043 | + 0.049 | 10:07:53.243 | 11 - | 1:50.182 | + 0.188 | 10:26:31.909 |
| 4 - | 5:30.295 P | + 3:40.301 | 10:13:23.538 | 12 - | 1:52.575 | + 2.581 | 10:28:24.484 |
| 5 - | 1:57.286 | + 7.292 | 10:15:20.824 | 13 - | 1:51.057 | + 1.063 | 10:30:15.541 |
| 6 - | 1:53.130 | + 3.136 | 10:17:13.954 | 14 - | 1:50.499 | + 0.505 | 10:32:06.040 |
| 7 - | 1:51.601 | + 1.607 | 10:19:05.555 | 15 - | 1:49.994 | | 10:33:56.034 |
| 8 - | 1:52.999 | + 3.005 | 10:20:58.554 | 16 - | 1:50.078 | + 0.084 | 10:35:46.112 |
| 19 | MAYDON/JOLLY | | C1 MGB | | | | |
| 1 - | 2:16.405 | + 16.600 | 10:03:18.369 | 9 - | 2:02.680 | + 2.875 | 10:22:37.032 |
| 2 - | 2:08.598 | + 8.793 | 10:05:26.967 | 10 - | 2:00.485 | + 0.680 | 10:24:37.517 |
| 3 - | 2:10.239 | + 10.434 | 10:07:37.206 | 11 - | 2:02.065 | + 2.260 | 10:26:39.582 |
| 4 - | 2:04.883 | + 5.078 | 10:09:42.089 | 12 - | 2:01.601 | + 1.796 | 10:28:41.183 |
| 5 - | 4:31.039 P | + 2:31.234 | 10:14:13.128 | 13 - | 1:59.805 | | 10:30:40.988 |
| 6 - | 2:12.394 | + 12.589 | 10:16:25.522 | 14 - | 1:59.815 | + 0.010 | 10:32:40.803 |
| 7 - | 2:06.485 | + 6.680 | 10:18:32.007 | 15 - | 2:00.410 | + 0.605 | 10:34:41.213 |
| 8 - | 2:02.345 | + 2.540 | 10:20:34.352 | | | | |
| 22 | LAWLEY/SMITH | | C1 MG B | | | | |
| 1 - | 2:07.072 | + 14.369 | 10:02:31.494 | 10 - | 1:58.121 | + 5.418 | 10:21:02.929 |
| 2 - | 1:58.939 | + 6.236 | 10:04:30.433 | 11 - | 1:54.853 | + 2.150 | 10:22:57.782 |
| 3 - | 1:56.395 | + 3.692 | 10:06:26.828 | 12 - | 1:53.679 | + 0.976 | 10:24:51.461 |
| 4 - | 1:54.896 | + 2.193 | 10:08:21.724 | 13 - | 1:53.077 | + 0.374 | 10:26:44.538 |
| 5 - | 1:54.478 | + 1.775 | 10:10:16.202 | 14 - | 1:55.160 | + 2.457 | 10:28:39.698 |
| 6 - | 1:53.765 | + 1.062 | 10:12:09.967 | 15 - | 1:53.191 | + 0.488 | 10:30:32.889 |
| 7 - | 1:53.515 | + 0.812 | 10:14:03.482 | 16 - | 1:54.294 | + 1.591 | 10:32:27.183 |
| 8 - | 1:54.760 | + 2.057 | 10:15:58.242 | 17 - | 1:53.717 | + 1.014 | 10:34:20.900 |
| 9 - | 3:06.566 P | + 1:13.863 | 10:19:04.808 | 18 - | 1:52.703 | | 10:36:13.603 |
| 29 | AHLERS/BELLINGER | | C2 Morgan SLR | | | | |
| 1 - | 1:59.877 | + 7.996 | 10:02:14.305 | 8 - | 1:56.502 | + 4.621 | 10:16:57.280 |
| 2 - | 1:55.856 | + 3.975 | 10:04:10.161 | 9 - | 1:53.164 | + 1.283 | 10:18:50.444 |
| 3 - | 1:54.473 | + 2.592 | 10:06:04.634 | 10 - | 1:53.640 | + 1.759 | 10:20:44.084 |
| 4 - | 1:54.673 | + 2.792 | 10:07:59.307 | 11 - | 1:52.562 | + 0.681 | 10:22:36.646 |
| 5 - | 1:53.983 | + 2.102 | 10:09:53.290 | 12 - | 1:52.023 | + 0.142 | 10:24:28.669 |
| 6 - | 3:06.988 P | + 1:15.107 | 10:13:00.278 | 13 - | 1:51.881 | | 10:26:20.550 |
| 7 - | 2:00.500 | + 8.619 | 10:15:00.778 | 14 - | 1:52.194 | + 0.313 | 10:28:12.744 |
| 35 | Simon DRABBLE | | C1 Turner 1650 | | | | |
| 1 - | 2:08.029 | + 12.123 | 10:02:45.553 | 8 - | 2:00.037 | + 4.131 | 10:16:42.365 |
| 2 - | 2:00.088 | + 4.182 | 10:04:45.641 | 9 - | 1:55.906 | | 10:18:38.271 |
| 3 - | 2:03.724 | + 7.818 | 10:06:49.365 | 10 - | 1:58.431 | + 2.525 | 10:20:36.702 |
| 4 - | 1:59.656 | + 3.750 | 10:08:49.021 | 11 - | 1:57.854 | + 1.948 | 10:22:34.556 |
| 5 - | 1:57.700 | + 1.794 | 10:10:46.721 | 12 - | 1:57.218 | + 1.312 | 10:24:31.774 |
| 6 - | 1:58.153 | + 2.247 | 10:12:44.874 | 13 - | 1:57.168 | + 1.262 | 10:26:28.942 |
| 7 - | 1:57.454 | + 1.548 | 10:14:42.328 | | | | |
| 36 | WALKER/FLUX | | C1 Lotus Elan 26R | | | | |
| 1 - | 2:00.044 | + 13.248 | 10:02:33.560 | 8 - | 1:48.197 | + 1.401 | 10:16:46.086 |
| 2 - | 1:51.797 | + 5.001 | 10:04:25.357 | 9 - | 3:05.562 P | + 1:18.766 | 10:19:51.648 |
| 3 - | 1:49.709 | + 2.913 | 10:06:15.066 | 10 - | 1:50.422 | + 3.626 | 10:21:42.070 |
| 4 - | 3:12.930 P | + 1:26.134 | 10:09:27.996 | 11 - | 1:47.363 | + 0.567 | 10:23:29.433 |
| 5 - | 1:51.731 | + 4.935 | 10:11:19.727 | 12 - | 1:46.796 | | 10:25:16.229 |
| 6 - | 1:49.214 | + 2.418 | 10:13:08.941 | 13 - | 1:49.724 | + 2.928 | 10:27:05.953 |
| 7 - | 1:48.948 | + 2.152 | 10:14:57.889 | | | | |
| 48 | HENDERSON/WILLIAMS | | C2 Austin Healey 3000 Mkl | | | | |
| 1 - | 1:58.682 | + 4.607 | 10:02:46.929 | 10 - | 2:02.258 | + 8.183 | 10:22:17.462 |
| 2 - | 1:56.920 | + 2.845 | 10:04:43.849 | 11 - | 2:02.506 | + 8.431 | 10:24:19.968 |
| 3 - | 1:56.530 | + 2.455 | 10:06:40.379 | 12 - | 2:00.425 | + 6.350 | 10:26:20.393 |

Car No 19 has 2 (two) transponders please disable one.

Weather / Track : Cloudy / Dry

Brands Hatch GP
Circuit Length = 2.3009 miles
Start: 10:00 End: 10:43

Gentleman Drivers A - under 3-litre cars
QUALIFYING - RACE 3 - LAP ANALYSIS

| | | | | | | | |
|-----------|-------------------------------|------------|---------------------|-----------------------------------|-----------------|------------|---------------------|
| 4 - | 1:55.025 | + 0.950 | 10:08:35.404 | 13 - | 2:01.169 | + 7.094 | 10:28:21.562 |
| 5 - | 1:54.075 | | 10:10:29.479 | 14 - | 2:01.599 | + 7.524 | 10:30:23.161 |
| 6 - | 1:54.621 | + 0.546 | 10:12:24.100 | 15 - | 2:00.271 | + 6.196 | 10:32:23.432 |
| 7 - | 3:36.887 P | + 1:42.812 | 10:16:00.987 | 16 - | 1:59.058 | + 4.983 | 10:34:22.490 |
| 8 - | 2:10.623 | + 16.548 | 10:18:11.610 | 17 - | 1:57.893 | + 3.818 | 10:36:20.383 |
| 9 - | 2:03.594 | + 9.519 | 10:20:15.204 | | | | |
| 50 | BATEMAN/MERCER | | | C1 Lotus Elan S2 | | | |
| 1 - | 2:12.660 | + 18.921 | 10:02:35.783 | 9 - | 2:02.788 | + 9.049 | 10:21:40.236 |
| 2 - | 2:05.002 | + 11.263 | 10:04:40.785 | 10 - | 2:00.237 | + 6.498 | 10:23:40.473 |
| 3 - | 1:57.396 | + 3.657 | 10:06:38.181 | 11 - | 1:58.648 | + 4.909 | 10:25:39.121 |
| 4 - | 1:55.527 | + 1.788 | 10:08:33.708 | 12 - | 1:58.647 | + 4.908 | 10:27:37.768 |
| 5 - | 4:37.787 P | + 2:44.048 | 10:13:11.495 | 13 - | 2:01.382 | + 7.643 | 10:29:39.150 |
| 6 - | 2:15.491 | + 21.752 | 10:15:26.986 | 14 - | 1:55.126 | + 1.387 | 10:31:34.276 |
| 7 - | 2:07.594 | + 13.855 | 10:17:34.580 | 15 - | 1:54.858 | + 1.119 | 10:33:29.134 |
| 8 - | 2:02.868 | + 9.129 | 10:19:37.448 | 16 - | 1:53.739 | | 10:35:22.873 |
| 51 | WELCH/KING | | | C2 Austin Healey 3000 | | | |
| 1 - | 2:09.542 | + 17.295 | 10:02:29.048 | 9 - | 2:01.113 | + 8.866 | 10:19:59.135 |
| 2 - | 3:15.809 | + 1:23.562 | 10:05:44.857 | 10 - | 3:55.754 P | + 2:03.507 | 10:23:54.889 |
| 3 - | 2:02.355 | + 10.108 | 10:07:47.212 | 11 - | 1:53.849 | + 1.602 | 10:25:48.738 |
| 4 - | 2:01.970 | + 9.723 | 10:09:49.182 | 12 - | 1:52.247 | | 10:27:40.985 |
| 5 - | 2:01.571 | + 9.324 | 10:11:50.753 | 13 - | 1:53.616 | + 1.369 | 10:29:34.601 |
| 6 - | 2:01.813 | + 9.566 | 10:13:52.566 | 14 - | 1:52.942 | + 0.695 | 10:31:27.543 |
| 7 - | 2:06.276 | + 14.029 | 10:15:58.842 | 15 - | 1:52.426 | + 0.179 | 10:33:19.969 |
| 8 - | 1:59.180 | + 6.933 | 10:17:58.022 | | | | |
| 52 | SCHRYVER/HADFIELD | | | C1 Lotus Elan 26R | | | |
| 1 - | 2:01.198 | + 13.188 | 10:02:26.619 | 10 - | 1:49.303 | + 1.293 | 10:21:02.804 |
| 2 - | 1:51.367 | + 3.357 | 10:04:17.986 | 11 - | 1:49.212 | + 1.202 | 10:22:52.016 |
| 3 - | 1:49.540 | + 1.530 | 10:06:07.526 | 12 - | 1:48.869 | + 0.859 | 10:24:40.885 |
| 4 - | 1:49.111 | + 1.101 | 10:07:56.637 | 13 - | 1:48.912 | + 0.902 | 10:26:29.797 |
| 5 - | 1:48.183 | + 0.173 | 10:09:44.820 | 14 - | 1:50.203 | + 2.193 | 10:28:20.000 |
| 6 - | 1:48.010 | | 10:11:32.830 | 15 - | 1:48.904 | + 0.894 | 10:30:08.904 |
| 7 - | 1:48.379 | + 0.369 | 10:13:21.209 | 16 - | 1:49.814 | + 1.804 | 10:31:58.718 |
| 8 - | 3:59.165 P | + 2:11.155 | 10:17:20.374 | 17 - | 1:49.379 | + 1.369 | 10:33:48.097 |
| 9 - | 1:53.127 | + 5.117 | 10:19:13.501 | 18 - | 1:48.463 | + 0.453 | 10:35:36.560 |
| 61 | OREBI-GANN/BOURNE | | | C2 Morgan SLR | | | |
| 1 - | 2:04.922 | + 12.255 | 10:02:34.984 | 9 - | 4:28.530 P | + 2:35.863 | 10:20:19.524 |
| 2 - | 1:56.501 | + 3.834 | 10:04:31.485 | 10 - | 2:07.987 | + 15.320 | 10:22:27.511 |
| 3 - | 1:54.173 | + 1.506 | 10:06:25.658 | 11 - | 1:59.884 | + 7.217 | 10:24:27.395 |
| 4 - | 1:53.429 | + 0.762 | 10:08:19.087 | 12 - | 1:58.375 | + 5.708 | 10:26:25.770 |
| 5 - | 1:53.089 | + 0.422 | 10:10:12.176 | 13 - | 2:03.615 | + 10.948 | 10:28:29.385 |
| 6 - | 1:52.667 | | 10:12:04.843 | 14 - | 1:59.717 | + 7.050 | 10:30:29.102 |
| 7 - | 1:52.834 | + 0.167 | 10:13:57.677 | 15 - | 3:06.154 P | + 1:13.487 | 10:33:35.256 |
| 8 - | 1:53.317 | + 0.650 | 10:15:50.994 | 16 - | 1:59.234 | + 6.567 | 10:35:34.490 |
| 64 | LEVETT-PRINSEP/WYKEHAM | | | C2 Austin Healey 3000 MKII | | | |
| 1 - | 2:08.270 | + 14.801 | 10:02:46.832 | 10 - | 1:55.273 | + 1.804 | 10:21:52.073 |
| 2 - | 2:04.640 | + 11.171 | 10:04:51.472 | 11 - | 1:53.892 | + 0.423 | 10:23:45.965 |
| 3 - | 2:02.025 | + 8.556 | 10:06:53.497 | 12 - | 1:54.422 | + 0.953 | 10:25:40.387 |
| 4 - | 2:01.728 | + 8.259 | 10:08:55.225 | 13 - | 1:54.404 | + 0.935 | 10:27:34.791 |
| 5 - | 2:02.242 | + 8.773 | 10:10:57.467 | 14 - | 1:54.194 | + 0.725 | 10:29:28.985 |
| 6 - | 1:59.914 | + 6.445 | 10:12:57.381 | 15 - | 1:54.140 | + 0.671 | 10:31:23.125 |
| 7 - | 2:02.027 | + 8.558 | 10:14:59.408 | 16 - | 1:54.819 | + 1.350 | 10:33:17.944 |
| 8 - | 2:58.724 P | + 1:05.255 | 10:17:58.132 | 17 - | 1:53.469 | | 10:35:11.413 |
| 9 - | 1:58.668 | + 5.199 | 10:19:56.800 | | | | |
| 66 | PEARSON/DEVINE | | | C2 Triumph TR4 | | | |
| 1 - | 2:08.200 | + 14.039 | 10:02:44.117 | 8 - | 4:26.285 P | + 2:32.124 | 10:19:10.803 |
| 2 - | 2:01.021 | + 6.860 | 10:04:45.138 | 9 - | 1:58.437 | + 4.276 | 10:21:09.240 |
| 3 - | 2:02.754 | + 8.593 | 10:06:47.892 | 10 - | 1:55.690 | + 1.529 | 10:23:04.930 |

Car No 19 has 2 (two) transponders please disable one.

Weather / Track : Cloudy / Dry

Brands Hatch GP
Circuit Length = 2.3009 miles
Start: 10:00 End: 10:43

Gentleman Drivers A - under 3-litre cars
QUALIFYING - RACE 3 - LAP ANALYSIS

| | | | | | | | |
|-----------|----------------------------|------------|------------------------------|------|-----------------|------------|---------------------|
| 4 - | 1:59.383 | + 5.222 | 10:08:47.275 | 11 - | 1:54.897 | + 0.736 | 10:24:59.827 |
| 5 - | 1:58.648 | + 4.487 | 10:10:45.923 | 12 - | 1:54.448 | + 0.287 | 10:26:54.275 |
| 6 - | 1:57.388 | + 3.227 | 10:12:43.311 | 13 - | 1:54.767 | + 0.606 | 10:28:49.042 |
| 7 - | 2:01.207 | + 7.046 | 10:14:44.518 | 14 - | 1:54.161 | | 10:30:43.203 |
| 70 | KREMER/KREMER | | C2 Morgan Plus 4 Supersports | | | | |
| 1 - | 2:17.582 | + 25.133 | 10:02:31.238 | 8 - | 1:54.212 | + 1.763 | 10:17:46.073 |
| 2 - | 2:10.575 | + 18.126 | 10:04:41.813 | 9 - | 1:53.395 | + 0.946 | 10:19:39.468 |
| 3 - | 2:07.389 | + 14.940 | 10:06:49.202 | 10 - | 2:06.980 | + 14.531 | 10:21:46.448 |
| 4 - | 3:10.860 P | + 1:18.411 | 10:10:00.062 | 11 - | 1:53.347 | + 0.898 | 10:23:39.795 |
| 5 - | 1:58.808 | + 6.359 | 10:11:58.870 | 12 - | 1:53.971 | + 1.522 | 10:25:33.766 |
| 6 - | 1:53.978 | + 1.529 | 10:13:52.848 | 13 - | 1:54.187 | + 1.738 | 10:27:27.953 |
| 7 - | 1:59.013 | + 6.564 | 10:15:51.861 | 14 - | 1:52.449 | | 10:29:20.402 |
| 73 | CLARKSON/WILLIAMS | | C2 Austin Healey 3000 Mkl | | | | |
| 1 - | 2:01.045 | + 8.483 | 10:02:56.219 | 10 - | 1:54.313 | + 1.751 | 10:21:33.186 |
| 2 - | 1:55.321 | + 2.759 | 10:04:51.540 | 11 - | 1:53.117 | + 0.555 | 10:23:26.303 |
| 3 - | 1:56.324 | + 3.762 | 10:06:47.864 | 12 - | 1:53.363 | + 0.801 | 10:25:19.666 |
| 4 - | 1:53.312 | + 0.750 | 10:08:41.176 | 13 - | 1:53.309 | + 0.747 | 10:27:12.975 |
| 5 - | 1:52.753 | + 0.191 | 10:10:33.929 | 14 - | 1:54.109 | + 1.547 | 10:29:07.084 |
| 6 - | 1:54.275 | + 1.713 | 10:12:28.204 | 15 - | 1:52.807 | + 0.245 | 10:30:59.891 |
| 7 - | 1:54.466 | + 1.904 | 10:14:22.670 | 16 - | 1:52.662 | + 0.100 | 10:32:52.553 |
| 8 - | 3:21.027 P | + 1:28.465 | 10:17:43.697 | 17 - | 1:52.562 | | 10:34:45.115 |
| 9 - | 1:55.176 | + 2.614 | 10:19:38.873 | | | | |
| 74 | AYLETT/FARRELL | | C1 Diva GT | | | | |
| 1 - | 2:04.856 | + 9.270 | 10:02:21.668 | 10 - | 1:57.038 | + 1.452 | 10:22:17.221 |
| 2 - | 2:02.779 | + 7.193 | 10:04:24.447 | 11 - | 1:56.816 | + 1.230 | 10:24:14.037 |
| 3 - | 2:02.067 | + 6.481 | 10:06:26.514 | 12 - | 1:57.573 | + 1.987 | 10:26:11.610 |
| 4 - | 2:00.128 | + 4.542 | 10:08:26.642 | 13 - | 1:57.765 | + 2.179 | 10:28:09.375 |
| 5 - | 1:59.393 | + 3.807 | 10:10:26.035 | 14 - | 1:57.646 | + 2.060 | 10:30:07.021 |
| 6 - | 3:54.786 P | + 1:59.200 | 10:14:20.821 | 15 - | 1:57.003 | + 1.417 | 10:32:04.024 |
| 7 - | 2:04.712 | + 9.126 | 10:16:25.533 | 16 - | 1:55.586 | | 10:33:59.610 |
| 8 - | 1:57.859 | + 2.273 | 10:18:23.392 | 17 - | 1:55.747 | + 0.161 | 10:35:55.357 |
| 9 - | 1:56.791 | + 1.205 | 10:20:20.183 | | | | |
| 75 | KJALLGREN/KJALLGREN | | C1 Lotus Elite | | | | |
| 1 - | 2:14.767 | + 17.406 | 10:02:43.389 | 8 - | 2:04.544 | + 7.183 | 10:17:22.844 |
| 2 - | 2:09.942 | + 12.581 | 10:04:53.331 | 9 - | 2:03.274 | + 5.913 | 10:19:26.118 |
| 3 - | 2:05.604 | + 8.243 | 10:06:58.935 | 10 - | 4:03.713 P | + 2:06.352 | 10:23:29.831 |
| 4 - | 2:06.295 | + 8.934 | 10:09:05.230 | 11 - | 2:06.309 | + 8.948 | 10:25:36.140 |
| 5 - | 2:05.933 | + 8.572 | 10:11:11.163 | 12 - | 2:01.217 | + 3.856 | 10:27:37.357 |
| 6 - | 2:03.408 | + 6.047 | 10:13:14.571 | 13 - | 2:03.605 | + 6.244 | 10:29:40.962 |
| 7 - | 2:03.729 | + 6.368 | 10:15:18.300 | 14 - | 1:57.361 | | 10:31:38.323 |
| 79 | Brian LAMBERT | | C1 MG B | | | | |
| 1 - | 2:20.602 | + 27.108 | 10:03:07.664 | 6 - | 1:54.649 | + 1.155 | 10:12:51.529 |
| 2 - | 2:01.804 | + 8.310 | 10:05:09.468 | 7 - | 1:53.494 | | 10:14:45.023 |
| 3 - | 1:56.290 | + 2.796 | 10:07:05.758 | 8 - | 1:55.055 | + 1.561 | 10:16:40.078 |
| 4 - | 1:55.393 | + 1.899 | 10:09:01.151 | 9 - | 1:54.976 | + 1.482 | 10:18:35.054 |
| 5 - | 1:55.729 | + 2.235 | 10:10:56.880 | 10 - | 1:55.087 | + 1.593 | 10:20:30.141 |
| 82 | PAUL/WELLS | | C1 TVR Grantura | | | | |
| 1 - | 2:06.670 | + 12.878 | 10:02:33.499 | 9 - | 2:08.663 | + 14.871 | 10:20:46.224 |
| 2 - | 2:01.906 | + 8.114 | 10:04:35.405 | 10 - | 1:56.284 | + 2.492 | 10:22:42.508 |
| 3 - | 1:58.005 | + 4.213 | 10:06:33.410 | 11 - | 1:54.776 | + 0.984 | 10:24:37.284 |
| 4 - | 1:57.202 | + 3.410 | 10:08:30.612 | 12 - | 1:59.454 | + 5.662 | 10:26:36.738 |
| 5 - | 1:56.418 | + 2.626 | 10:10:27.030 | 13 - | 1:53.826 | + 0.034 | 10:28:30.564 |
| 6 - | 1:56.123 | + 2.331 | 10:12:23.153 | 14 - | 1:54.341 | + 0.549 | 10:30:24.905 |
| 7 - | 1:55.725 | + 1.933 | 10:14:18.878 | 15 - | 1:53.792 | | 10:32:18.697 |
| 8 - | 4:18.683 P | + 2:24.891 | 10:18:37.561 | 16 - | 1:54.338 | + 0.546 | 10:34:13.035 |

Car No 19 has 2 (two) transponders please disable one.

Weather / Track : Cloudy / Dry

Brands Hatch GP
Circuit Length = 2.3009 miles
Start: 10:00 End: 10:43

Gentleman Drivers A - under 3-litre cars
QUALIFYING - RACE 3 - LAP ANALYSIS

| | | | | | | | |
|------------|------------------------------|------------|---------------------------|------|-----------------|------------|---------------------|
| 85 | BOND/FELL | | C1 Lotus Elan 26R | | | | |
| 1 - | 2:08.897 | + 14.938 | 10:03:01.917 | 10 - | 1:58.890 | + 4.931 | 10:21:47.776 |
| 2 - | 1:59.851 | + 5.892 | 10:05:01.768 | 11 - | 1:57.246 | + 3.287 | 10:23:45.022 |
| 3 - | 1:56.881 | + 2.922 | 10:06:58.649 | 12 - | 1:57.755 | + 3.796 | 10:25:42.777 |
| 4 - | 1:57.013 | + 3.054 | 10:08:55.662 | 13 - | 1:55.932 | + 1.973 | 10:27:38.709 |
| 5 - | 1:54.206 | + 0.247 | 10:10:49.868 | 14 - | 1:57.300 | + 3.341 | 10:29:36.009 |
| 6 - | 1:54.181 | + 0.222 | 10:12:44.049 | 15 - | 1:54.540 | + 0.581 | 10:31:30.549 |
| 7 - | 2:56.769 P | + 1:02.810 | 10:15:40.818 | 16 - | 1:54.579 | + 0.620 | 10:33:25.128 |
| 8 - | 2:07.430 | + 13.471 | 10:17:48.248 | 17 - | 1:53.959 | | 10:35:19.087 |
| 9 - | 2:00.638 | + 6.679 | 10:19:48.886 | | | | |
| 96 | Mike BELL | | C1 Gilbern GT 1800 | | | | |
| 1 - | 2:13.349 | + 11.796 | 10:03:03.078 | 7 - | 2:03.738 | + 2.185 | 10:15:43.712 |
| 2 - | 2:06.331 | + 4.778 | 10:05:09.409 | 8 - | 2:06.803 | + 5.250 | 10:17:50.515 |
| 3 - | 2:06.212 | + 4.659 | 10:07:15.621 | 9 - | 2:02.735 | + 1.182 | 10:19:53.250 |
| 4 - | 2:06.472 | + 4.919 | 10:09:22.093 | 10 - | 2:01.735 | + 0.182 | 10:21:54.985 |
| 5 - | 2:04.911 | + 3.358 | 10:11:27.004 | 11 - | 2:01.943 | + 0.390 | 10:23:56.928 |
| 6 - | 2:12.970 | + 11.417 | 10:13:39.974 | 12 - | 2:01.553 | | 10:25:58.481 |
| 97 | GATHERCOLE/GATHERCOLE | | C1 Lotus Elan | | | | |
| 1 - | 2:02.328 | + 11.833 | 10:02:34.184 | 4 - | 5:00.469 P | + 3:09.974 | 10:11:19.518 |
| 2 - | 1:54.370 | + 3.875 | 10:04:28.554 | 5 - | 2:37.593 | + 47.098 | 10:13:57.111 |
| 3 - | 1:50.495 | | 10:06:19.049 | 6 - | 2:31.459 | + 40.964 | 10:16:28.570 |
| 101 | WETHERELL/BULL | | C2 Triumph TR4 | | | | |
| 1 - | 2:06.606 | + 12.338 | 10:02:48.029 | 10 - | 3:24.532 P | + 1:30.264 | 10:21:45.744 |
| 2 - | 1:58.085 | + 3.817 | 10:04:46.114 | 11 - | 2:00.777 | + 6.509 | 10:23:46.521 |
| 3 - | 1:58.128 | + 3.860 | 10:06:44.242 | 12 - | 1:58.368 | + 4.100 | 10:25:44.889 |
| 4 - | 1:55.476 | + 1.208 | 10:08:39.718 | 13 - | 1:55.092 | + 0.824 | 10:27:39.981 |
| 5 - | 1:55.842 | + 1.574 | 10:10:35.560 | 14 - | 1:57.301 | + 3.033 | 10:29:37.282 |
| 6 - | 1:57.225 | + 2.957 | 10:12:32.785 | 15 - | 1:55.930 | + 1.662 | 10:31:33.212 |
| 7 - | 1:56.611 | + 2.343 | 10:14:29.396 | 16 - | 1:54.268 | | 10:33:27.480 |
| 8 - | 1:56.363 | + 2.095 | 10:16:25.759 | 17 - | 1:54.697 | + 0.429 | 10:35:22.177 |
| 9 - | 1:55.453 | + 1.185 | 10:18:21.212 | | | | |
| 119 | TICE/CONOLEY | | C1 Marcos 1800 GT | | | | |
| 1 - | 1:57.477 | + 10.025 | 10:02:37.071 | 8 - | 1:49.770 | + 2.318 | 10:15:22.299 |
| 2 - | 1:51.854 | + 4.402 | 10:04:28.925 | 9 - | 3:18.760 P | + 1:31.308 | 10:18:41.059 |
| 3 - | 1:49.027 | + 1.575 | 10:06:17.952 | 10 - | 1:53.483 | + 6.031 | 10:20:34.542 |
| 4 - | 1:48.381 | + 0.929 | 10:08:06.333 | 11 - | 1:50.958 | + 3.506 | 10:22:25.500 |
| 5 - | 1:48.119 | + 0.667 | 10:09:54.452 | 12 - | 1:49.576 | + 2.124 | 10:24:15.076 |
| 6 - | 1:49.298 | + 1.846 | 10:11:43.750 | 13 - | 1:48.256 | + 0.804 | 10:26:03.332 |
| 7 - | 1:48.779 | + 1.327 | 10:13:32.529 | 14 - | 1:47.452 | | 10:27:50.784 |
| 129 | COX/RAYNSFOLD | | C1 Marcos 1800 GT | | | | |
| 1 - | 1:59.120 | + 7.711 | 10:02:19.688 | 10 - | 1:59.971 | + 8.562 | 10:20:44.903 |
| 2 - | 1:54.191 | + 2.782 | 10:04:13.879 | 11 - | 1:55.612 | + 4.203 | 10:22:40.515 |
| 3 - | 1:51.752 | + 0.343 | 10:06:05.631 | 12 - | 1:53.381 | + 1.972 | 10:24:33.896 |
| 4 - | 1:52.675 | + 1.266 | 10:07:58.306 | 13 - | 1:54.836 | + 3.427 | 10:26:28.732 |
| 5 - | 1:51.697 | + 0.288 | 10:09:50.003 | 14 - | 1:55.379 | + 3.970 | 10:28:24.111 |
| 6 - | 1:53.389 | + 1.980 | 10:11:43.392 | 15 - | 1:54.372 | + 2.963 | 10:30:18.483 |
| 7 - | 1:51.409 | | 10:13:34.801 | 16 - | 1:51.922 | + 0.513 | 10:32:10.405 |
| 8 - | 3:08.945 P | + 1:17.536 | 10:16:43.746 | 17 - | 1:54.519 | + 3.110 | 10:34:04.924 |
| 9 - | 2:01.186 | + 9.777 | 10:18:44.932 | 18 - | 1:53.260 | + 1.851 | 10:35:58.184 |
| 150 | SMITHIES/BRONSON | | C2 Austin Healey 3000 MKI | | | | |
| 1 - | 2:00.234 | + 8.144 | 10:02:52.063 | 10 - | 2:42.840 P | + 50.750 | 10:23:14.134 |
| 2 - | 1:57.443 | + 5.353 | 10:04:49.506 | 11 - | 1:53.773 | + 1.683 | 10:25:07.907 |
| 3 - | 1:55.723 | + 3.633 | 10:06:45.229 | 12 - | 1:53.422 | + 1.332 | 10:27:01.329 |
| 4 - | 1:53.013 | + 0.923 | 10:08:38.242 | 13 - | 1:54.192 | + 2.102 | 10:28:55.521 |
| 5 - | 1:53.813 | + 1.723 | 10:10:32.055 | 14 - | 1:52.338 | + 0.248 | 10:30:47.859 |
| 6 - | 1:53.181 | + 1.091 | 10:12:25.236 | 15 - | 1:52.484 | + 0.394 | 10:32:40.343 |

Car No 19 has 2 (two) transponders please disable one.

Weather / Track : Cloudy / Dry

Brands Hatch GP
Circuit Length = 2.3009 miles
Start: 10:00 End: 10:43

Gentleman Drivers A - under 3-litre cars
QUALIFYING - RACE 3 - LAP ANALYSIS

| | | | | | | | |
|------------|------------|------------|--------------|-------------|-----------------|---------|---------------------|
| 7 - | 1:54.254 | + 2.164 | 10:14:19.490 | 16 - | 1:52.090 | | 10:34:32.433 |
| 8 - | 1:55.021 | + 2.931 | 10:16:14.511 | 17 - | 1:52.975 | + 0.885 | 10:36:25.408 |
| 9 - | 4:16.783 P | + 2:24.693 | 10:20:31.294 | | | | |


Car No 19 has 2 (two) transponders please disable one.

Weather / Track : Cloudy / Dry

Brands Hatch GP
Circuit Length = 2.3009 miles
Start: 10:00 End: 10:43

Gentleman Drivers A - under 3-litre cars

RACE 3 - GRID

| | | |
|--|--|---|
| ROW 13 | 1:59.805 19 MAYDON/JOLLY | 2:01.553 96 Mike BELL |
| ROW 12 | 1:55.906 35 Simon DRABBLE | 1:57.361 75 KJALLGREN/KJALLGREN |
| ROW 11 | 1:54.268 101 WETHERELL/BULL | 1:55.586 74 AYLETT/FARRELL |
| ROW 10 | 1:54.075 48 HENDERSON/WILLIAMS | 1:54.161 66 PEARSON/DEVINE |
| ROW 9 | 1:53.792 82 PAUL/WELLS | 1:53.959 85 BOND/FELL |
| ROW 8 | 1:53.494 79 Brian LAMBERT | 1:53.739 50 BATEMAN/MERCER |
| ROW 7 | 1:52.703 22 LAWLEY/SMITH | 1:53.469 64 LEVETT-PRINSEP/WYKEHAM |
| ROW 6 | 1:52.562 73 CLARKSON/WILLIAMS | 1:52.667 61 OREBI-GANN/BOURNE |
| ROW 5 | 1:52.247 51 WELCH/KING | 1:52.449 70 KREMER/KREMER |
| ROW 4 | 1:51.881 29 AHLERS/BELLINGER | 1:52.090 150 SMITHIES/BRONSON |
| ROW 3 | 1:50.495 97 GATHERCOLE/GATHERCOLE | 1:51.409 129 COX/RAYNSFOLD |
| ROW 2 | 1:48.010 52 SCHRIVVER/HADFIELD | 1:49.994 7 GRACE/WELCH |
| ROW 1 | 1:46.796 36 WALKER/FLUX | 1:47.452 119 TICE/CONOLEY |
| Pole | | |
|  | | |

Brands Hatch GP
Circuit Length = 2.3009 miles

These results are provisional until the conclusion of any judicial and technical matters.

Clerk of Course :

Timekeeper :

Gentleman Drivers A - under 3-litre cars
RACE 3 - CLASSIFICATION - 60 minutes

| POS | NO | CL | NAME | ENTRY | LAPS | TIME | GAP | DIFF | MPH | BEST | ON |
|-----|-----|----|------------------------|---------------------------|------|-------------|----------|----------|-------|----------|----|
| 1 | 36 | C1 | WALKER/FLUX | Lotus Elan 26R | 33 | 1:00:19.091 | | | 75.52 | 1:48.297 | 26 |
| 2 | 129 | C1 | COX/RAYNSFOLD | Marcos 1800 GT | 33 | 1:01:35.247 | 1:16.156 | 1:16.156 | 73.97 | 1:50.859 | 2 |
| 3 | 52 | C1 | SCHRYVER/HADFIELD | Lotus Elan 26R | 33 | 1:01:45.842 | 1:26.751 | 10.595 | 73.76 | 1:48.557 | 26 |
| 4 | 119 | C1 | TICE/CONOLEY | Marcos 1800 GT | 32 | 59:20.823 | 1 lap | 1 lap | 74.43 | 1:50.030 | 2 |
| 5 | 7 | C2 | GRACE/WELCH | Austin Healey 3000 Mkl | 32 | 1:00:26.570 | 1 lap | 1:05.747 | 73.08 | 1:51.077 | 5 |
| 6 | 70 | C2 | KREMER/KREMER | Morgan Plus 4 Supersports | 32 | 1:01:32.586 | 1 lap | 1:06.016 | 71.78 | 1:53.610 | 25 |
| 7 | 150 | C2 | SMITHIES/BRONSON | Austin Healey 3000 MKI | 32 | 1:01:35.841 | 1 lap | 3.255 | 71.71 | 1:54.058 | 10 |
| 8 | 29 | C2 | AHLERS/BELLINGER | Morgan SLR | 31 | 59:32.668 | 2 laps | 1 lap | 71.87 | 1:52.567 | 21 |
| 9 | 85 | C1 | BOND/FELL | Lotus Elan 26R | 31 | 1:00:50.326 | 2 laps | 1:17.658 | 70.34 | 1:52.566 | 21 |
| 10 | 22 | C1 | LAWLEY/SMITH | MG B | 31 | 1:01:08.035 | 2 laps | 17.709 | 70.00 | 1:54.051 | 17 |
| 11 | 79 | C1 | Brian LAMBERT | MG B | 31 | 1:01:12.046 | 2 laps | 4.011 | 69.92 | 1:53.944 | 17 |
| 12 | 48 | C2 | HENDERSON/WILLIAMS | Austin Healey 3000 Mkl | 31 | 1:01:45.689 | 2 laps | 33.643 | 69.29 | 1:52.587 | 21 |
| 13 | 61 | C2 | OREBI-GANN/BOURNE | Morgan SLR | 31 | 1:01:45.730 | 2 laps | 0.041 | 69.29 | 1:54.233 | 28 |
| 14 | 82 | C1 | PAUL/WELLS | TVR Grantura | 30 | 1:00:34.551 | 3 laps | 1 lap | 68.37 | 1:56.744 | 4 |
| 15 | 101 | C2 | WETHERELL/BULL | Triumph TR4 | 30 | 1:00:45.075 | 3 laps | 10.524 | 68.17 | 1:56.605 | 23 |
| 16 | 74 | C1 | AYLETT/FARRELL | Diva GT | 30 | 1:01:09.999 | 3 laps | 24.924 | 67.70 | 1:55.491 | 18 |
| 17 | 75 | C1 | KJALLGREN/LITTLEJOHN | Lotus Elite | 30 | 1:01:40.759 | 3 laps | 30.760 | 67.14 | 1:57.805 | 28 |
| 18 | 96 | C1 | Mike BELL | Gilbern GT 1800 | 30 | 1:02:03.767 | 3 laps | 23.008 | 66.73 | 2:01.789 | 27 |
| 19 | 66 | C2 | PEARSON/DEVINE | Triumph TR4 | 29 | 58:06.743 | 4 laps | 1 lap | 68.89 | 1:58.000 | 26 |
| 20 | 64 | C2 | LEVETT-PRINSEP/WYKEHAM | Austin Healey 3000 MKII | 29 | 58:59.503 | 4 laps | 52.760 | 67.86 | 1:59.119 | 29 |
| 21 | 19 | C1 | MAYDON/JOLLY | MGB | 26 | 55:38.782 | 7 laps | 3 laps | 64.50 | 1:59.972 | 7 |
| 22 | 51 | C2 | WELCH/KING | Austin Healey 3000 | 26 | 1:01:46.040 | 7 laps | 6:07.258 | 58.11 | 1:55.270 | 10 |
| 23 | 35 | C1 | Simon DRABBLE | Turner 1650 | 21 | 41:57.628 | 12 laps | 5 laps | 69.09 | 1:57.421 | 17 |
| 24 | 73 | C2 | CLARKSON/WILLIAMS | Austin Healey 3000 Mkl | 11 | 21:14.109 | 22 laps | 10 laps | 71.51 | 1:54.320 | 7 |
| 25 | 50 | C1 | BATEMAN/MERCER | Lotus Elan S2 | 3 | 6:02.084 | 30 laps | 8 laps | 68.62 | 1:56.260 | 3 |
| 26 | 97 | C1 | GATHERCOLE/GATHERCOLE | Lotus Elan | 1 | 1:57.650 | 32 laps | 2 laps | 70.40 | | |

FASTEST LAP

| | | | | | | | |
|----|----|-------------|------------------------|----|----------|-----------|------------|
| 36 | C1 | WALKER/FLUX | Lotus Elan 26R | 26 | 1:48.297 | 76.48 mph | 123.09 kph |
| 7 | C2 | GRACE/WELCH | Austin Healey 3000 Mkl | 5 | 1:51.077 | 74.57 mph | 120.01 kph |

Brands Hatch GP
Circuit Length = 2.3009 miles
Start: 16:21 End: 00:00

These results are provisional until the conclusion of any judicial and technical matters.

| | |
|-------------------|--------------|
| Clerk of Course : | Timekeeper : |
|-------------------|--------------|

Gentleman Drivers A - under 3-litre cars

RACE 3 - CLASSIFICATION

| POS | NO | CL | NAME | ENTRY | LAPS | TIME | GAP | DIFF | MPH | BEST | ON |
|-----|-----|----|------------------------|---------------------------|------|-------------|----------|-----------|-------|----------|----|
| 1 | 36 | C1 | WALKER/FLUX | Lotus Elan 26R | 65 | 2:00:25.283 | | | 74.51 | 1:48.297 | 26 |
| 2 | 52 | C1 | SCHRYVER/HADFIELD | Lotus Elan 26R | 65 | 2:00:53.960 | 28.677 | 28.677 | 74.22 | 1:48.557 | 26 |
| 3 | 119 | C1 | TICE/CONOLEY | Marcos 1800 GT | 65 | 2:01:29.926 | 1:04.643 | 35.966 | 73.85 | 1:49.139 | 42 |
| 4 | 85 | C1 | BOND/FELL | Lotus Elan 26R | 63 | 2:02:00.176 | 2 laps | 2 laps | 71.28 | 1:52.566 | 21 |
| 5 | 29 | C2 | AHLERS/BELLINGER | Morgan SLR | 63 | 2:02:02.731 | 2 laps | 2.555 | 71.26 | 1:52.567 | 21 |
| 6 | 150 | C2 | SMITHIES/BRONSON | Austin Healey 3000 MKI | 62 | 2:00:41.175 | 3 laps | 1 lap | 70.92 | 1:53.572 | 57 |
| 7 | 79 | C1 | Brian LAMBERT | MG B | 62 | 2:00:53.304 | 3 laps | 12.129 | 70.80 | 1:53.944 | 17 |
| 8 | 61 | C2 | OREBI-GANN/BOURNE | Morgan SLR | 62 | 2:01:25.556 | 3 laps | 32.252 | 70.48 | 1:54.179 | 38 |
| 9 | 82 | C1 | PAUL/WELLS | TVR Grantura | 62 | 2:02:12.549 | 3 laps | 46.993 | 70.03 | 1:54.527 | 54 |
| 10 | 101 | C2 | WETHERELL/BULL | Triumph TR4 | 61 | 2:00:52.599 | 4 laps | 1 lap | 69.66 | 1:54.714 | 52 |
| 11 | 48 | C2 | HENDERSON/WILLIAMS | Austin Healey 3000 Mkl | 61 | 2:01:06.807 | 4 laps | 14.208 | 69.53 | 1:52.587 | 21 |
| 12 | 70 | C2 | KREMER/KREMER | Morgan Plus 4 Supersports | 61 | 2:01:27.735 | 4 laps | 20.928 | 69.33 | 1:53.610 | 25 |
| 13 | 64 | C2 | LEVETT-PRINSEP/WYKEHAM | Austin Healey 3000 MKII | 61 | 2:02:06.849 | 4 laps | 39.114 | 68.96 | 1:53.651 | 55 |
| 14 | 74 | C1 | AYLETT/FARRELL | Diva GT | 61 | 2:02:07.661 | 4 laps | 0.812 | 68.95 | 1:55.491 | 18 |
| 15 | 96 | C1 | Mike BELL | Gilbern GT 1800 | 57 | 2:01:48.572 | 8 laps | 4 laps | 64.60 | 2:01.559 | 32 |
| 16 | 51 | C2 | WELCH/KING | Austin Healey 3000 | 56 | 2:01:17.656 | 9 laps | 1 lap | 63.73 | 1:55.270 | 10 |
| 17 | 7 | C2 | GRACE/WELCH | Austin Healey 3000 Mkl | 53 | 1:41:18.081 | 12 laps | 3 laps | 72.22 | 1:49.551 | 52 |
| 18 | 19 | C1 | MAYDON/JOLLY | MGB | 53 | 2:01:11.330 | 12 laps | 19:53.249 | 60.37 | 1:59.232 | 51 |
| 19 | 66 | C2 | PEARSON/DEVINE | Triumph TR4 | 50 | 1:42:09.926 | 15 laps | 3 laps | 67.56 | 1:56.106 | 41 |

NOT CLASSIFIED

| | | | | | | | | | | | |
|-----|-----|----|-----------------------|------------------------|----|-------------|---------|---------|-------|----------|----|
| DNC | 22 | C1 | LAWLEY/SMITH | MG B | 51 | 1:39:49.128 | 14 laps | 0.000 | 70.53 | 1:54.051 | 17 |
| DNC | 129 | C1 | COX/RAYNSFOLD | Marcos 1800 GT | 44 | 1:25:40.079 | 21 laps | 7 laps | 70.90 | 1:50.859 | 2 |
| DNC | 75 | C1 | KJALLGREN/LITTLEJOHN | Lotus Elite | 41 | 1:24:42.025 | 24 laps | 3 laps | 66.82 | 1:57.805 | 28 |
| DNC | 35 | C1 | Simon DRABBLE | Turner 1650 | 21 | 41:57.628 | 44 laps | 20 laps | 69.09 | 1:57.421 | 17 |
| DNC | 73 | C2 | CLARKSON/WILLIAMS | Austin Healey 3000 Mkl | 11 | 21:14.109 | 54 laps | 10 laps | 71.51 | 1:54.320 | 7 |
| DNC | 50 | C1 | BATEMAN/MERCER | Lotus Elan S2 | 3 | 6:02.084 | 62 laps | 8 laps | 68.62 | 1:56.260 | 3 |
| DNC | 97 | C1 | GATHERCOLE/GATHERCOLE | Lotus Elan | 1 | 1:57.650 | 64 laps | 2 laps | 70.40 | | |

FASTEST LAP

| | | | | | | | |
|----|----|-------------|------------------------|----|----------|-----------|------------|
| 36 | C1 | WALKER/FLUX | Lotus Elan 26R | 26 | 1:48.297 | 76.48 mph | 123.09 kph |
| 7 | C2 | GRACE/WELCH | Austin Healey 3000 Mkl | 52 | 1:49.551 | 75.61 mph | 121.68 kph |

Weather / Track : Sunny / Dry

These results are provisional until the conclusion of any judicial and technical matters.

Brands Hatch GP

Circuit Length = 2.3009 miles

Start: 16:21 End: 18:24

Clerk of Course :

Timekeeper :

Gentleman Drivers A - under 3-litre cars

RACE 3 - LAP CHART

| Lap 1 | | | Lap 2 | | | Lap 3 | | | Lap 4 | | | Lap 5 | | |
|-------|--------|----------|-------|--------|----------|-------|--------|------------|-------|----------|----------|-------|----------|----------|
| No | Behind | Laptime | No | Behind | Laptime | No | Behind | Laptime | No | Behind | Laptime | No | Behind | Laptime |
| 36 | | 1:53.115 | 36 | | 1:49.293 | 36 | | 1:49.815 | 36 | | 1:50.260 | 36 | | 1:50.236 |
| 119 | 0.578 | 1:53.693 | 119 | 1.315 | 1:50.030 | 119 | 1.999 | 1:50.499 | 52 | 3.099 | 1:50.923 | 52 | 2.232 | 1:49.369 |
| 52 | 1.290 | 1:54.405 | 52 | 2.411 | 1:50.414 | 52 | 2.436 | 1:49.840 | 119 | 3.243 | 1:51.504 | 119 | 3.748 | 1:50.741 |
| 129 | 3.323 | 1:56.438 | 129 | 4.889 | 1:50.859 | 129 | 6.108 | 1:51.034 | 129 | 7.009 | 1:51.161 | 129 | 8.728 | 1:51.955 |
| 97 | 4.535 | 1:57.650 | 7 | 8.839 | 1:53.213 | 7 | 12.313 | 1:53.289 | 7 | 14.153 | 1:52.100 | 7 | 14.994 | 1:51.077 |
| 7 | 4.919 | 1:58.034 | 29 | 12.733 | 1:55.638 | 150 | 21.099 | 1:57.126 | 150 | 26.437 | 1:55.598 | 150 | 31.293 | 1:55.092 |
| 29 | 6.388 | 1:59.503 | 150 | 13.788 | 1:55.790 | 73 | 21.463 | 1:56.197 | 22 | 27.840 | 1:55.596 | 22 | 32.362 | 1:54.758 |
| 150 | 7.291 | 2:00.406 | 70 | 14.231 | 1:55.144 | 22 | 22.504 | 1:56.512 | 73 | 28.154 | 1:56.951 | 73 | 32.706 | 1:54.788 |
| 22 | 7.992 | 2:01.107 | 73 | 15.081 | 1:54.592 | 29 | 23.396 | 2:00.478 | 29 | 28.690 | 1:55.554 | 70 | 34.051 | 1:55.039 |
| 70 | 8.380 | 2:01.495 | 22 | 15.807 | 1:57.108 | 70 | 23.819 | 1:59.403 | 70 | 29.248 | 1:55.689 | 29 | 34.732 | 1:56.278 |
| 73 | 9.782 | 2:02.897 | 79 | 19.106 | 1:55.727 | 79 | 24.882 | 1:55.591 | 79 | 30.002 | 1:55.380 | 79 | 35.552 | 1:55.786 |
| 61 | 11.280 | 2:04.395 | 61 | 20.062 | 1:58.075 | 61 | 26.815 | 1:56.568 | 61 | 31.814 | 1:55.259 | 61 | 36.815 | 1:55.237 |
| 79 | 12.672 | 2:05.787 | 85 | 20.979 | 1:56.358 | 85 | 27.440 | 1:56.276 | 85 | 32.790 | 1:55.610 | 85 | 38.008 | 1:55.454 |
| 50 | 13.722 | 2:06.837 | 48 | 21.903 | 1:56.783 | 48 | 28.070 | 1:55.982 | 48 | 33.456 | 1:55.646 | 48 | 38.376 | 1:55.156 |
| 85 | 13.914 | 2:07.029 | 50 | 23.416 | 1:58.987 | 50 | 29.861 | 1:56.260 | 82 | 38.752 | 1:56.744 | 82 | 47.901 | 1:59.385 |
| 48 | 14.413 | 2:07.528 | 82 | 24.505 | 1:58.082 | 82 | 32.268 | 1:57.578 | 101 | 49.373 | 1:58.808 | 101 | 57.072 | 1:57.935 |
| 82 | 15.716 | 2:08.831 | 66 | 29.252 | 2:00.332 | 51 | 2 LAPS | 6:06.951 P | 35 | 52.809 | 2:00.898 | 35 | 1:01.251 | 1:58.678 |
| 66 | 18.213 | 2:11.328 | 64 | 30.905 | 2:00.854 | 101 | 40.825 | 1:59.493 | 66 | 52.947 | 2:01.216 | 66 | 1:02.698 | 1:59.987 |
| 64 | 19.344 | 2:12.459 | 101 | 31.147 | 2:00.469 | 66 | 41.991 | 2:02.554 | 75 | 55.557 | 2:01.209 | 75 | 1:04.267 | 1:58.946 |
| 35 | 19.655 | 2:12.770 | 35 | 31.711 | 2:01.349 | 35 | 42.171 | 2:00.275 | 64 | 56.838 | 2:03.192 | 64 | 1:09.110 | 2:02.508 |
| 101 | 19.971 | 2:13.086 | 74 | 33.055 | 2:01.675 | 64 | 43.906 | 2:02.816 | 19 | 57.551 | 2:01.016 | 19 | 1:09.814 | 2:02.499 |
| 74 | 20.673 | 2:13.788 | 75 | 33.610 | 2:01.703 | 75 | 44.608 | 2:00.813 | 74 | 58.112 | 2:02.432 | 74 | 1:10.301 | 2:02.425 |
| 75 | 21.200 | 2:14.315 | 19 | 35.609 | 2:01.245 | 74 | 45.940 | 2:02.700 | 96 | 1:05.171 | 2:04.105 | 96 | 1:19.107 | 2:04.172 |
| 19 | 23.657 | 2:16.772 | 96 | 37.740 | 2:02.985 | 19 | 46.795 | 2:01.001 | | | | | | |
| 96 | 24.048 | 2:17.163 | | | | 96 | 51.326 | 2:03.401 | | | | | | |

Weather / Track : Sunny / Dry

Brands Hatch GP
Circuit Length = 2.3009 miles
Start: 16:21 End: 18:24

Gentleman Drivers A - under 3-litre cars

RACE 3 - LAP CHART

| Lap 6 | | | Lap 7 | | | Lap 8 | | | Lap 9 | | | Lap 10 | | |
|-------|----------|----------|-------|----------|------------|-------|----------|----------|-------|----------|----------|--------|----------|----------|
| No | Behind | Laptime | No | Behind | Laptime | No | Behind | Laptime | No | Behind | Laptime | No | Behind | Laptime |
| 36 | | 1:50.218 | 36 | | 1:49.486 | 36 | | 1:49.263 | 36 | | 1:49.325 | 36 | | 1:50.360 |
| 52 | 0.971 | 1:48.957 | 52 | 0.475 | 1:48.990 | 52 | 0.345 | 1:49.133 | 52 | 0.759 | 1:49.739 | 52 | 0.586 | 1:50.187 |
| 119 | 5.003 | 1:51.473 | 119 | 6.631 | 1:51.114 | 119 | 8.073 | 1:50.705 | 119 | 10.477 | 1:51.729 | 19 | 1 LAP | 2:02.819 |
| 129 | 10.344 | 1:51.834 | 129 | 12.027 | 1:51.169 | 129 | 14.008 | 1:51.244 | 51 | 5 LAPS | 2:01.619 | 74 | 1 LAP | 1:59.981 |
| 7 | 16.642 | 1:51.866 | 7 | 19.152 | 1:51.996 | 7 | 22.501 | 1:52.612 | 96 | 1 LAP | 2:04.640 | 64 | 1 LAP | 2:00.136 |
| 150 | 36.480 | 1:55.405 | 150 | 41.286 | 1:54.292 | 150 | 46.992 | 1:54.969 | 129 | 16.062 | 1:51.379 | 119 | 11.776 | 1:51.659 |
| 22 | 38.277 | 1:56.133 | 73 | 43.484 | 1:54.320 | 73 | 48.953 | 1:54.732 | 7 | 27.039 | 1:53.863 | 129 | 17.163 | 1:51.461 |
| 73 | 38.650 | 1:56.162 | 29 | 44.890 | 1:54.734 | 29 | 49.192 | 1:53.565 | 150 | 52.052 | 1:54.385 | 51 | 5 LAPS | 1:59.026 |
| 70 | 39.135 | 1:55.302 | 70 | 44.908 | 1:55.259 | 70 | 51.069 | 1:55.424 | 73 | 54.043 | 1:54.415 | 96 | 1 LAP | 2:03.574 |
| 29 | 39.642 | 1:55.128 | 22 | 44.999 | 1:56.208 | 22 | 51.801 | 1:56.065 | 70 | 56.441 | 1:54.697 | 7 | 29.886 | 1:53.207 |
| 79 | 40.622 | 1:55.288 | 79 | 45.962 | 1:54.826 | 79 | 52.981 | 1:56.282 | 22 | 57.551 | 1:55.075 | 150 | 55.750 | 1:54.058 |
| 61 | 42.215 | 1:55.618 | 85 | 48.107 | 1:54.449 | 85 | 53.269 | 1:54.425 | 85 | 58.580 | 1:54.636 | 73 | 58.128 | 1:54.445 |
| 85 | 43.144 | 1:55.354 | 61 | 48.249 | 1:55.520 | 48 | 53.932 | 1:54.593 | 48 | 59.945 | 1:55.338 | 70 | 1:00.327 | 1:54.246 |
| 48 | 43.414 | 1:55.256 | 48 | 48.602 | 1:54.674 | 61 | 55.639 | 1:56.653 | 79 | 1:00.041 | 1:56.385 | 85 | 1:02.120 | 1:53.900 |
| 82 | 55.201 | 1:57.518 | 82 | 1:02.939 | 1:57.224 | 82 | 1:10.548 | 1:56.872 | 29 | 1:02.914 | 2:03.047 | 48 | 1:03.495 | 1:53.910 |
| 101 | 1:04.505 | 1:57.651 | 101 | 1:12.865 | 1:57.846 | 101 | 1:20.917 | 1:57.315 | 61 | 1:03.505 | 1:57.191 | 22 | 1:03.517 | 1:56.326 |
| 35 | 1:09.800 | 1:58.767 | 35 | 1:19.187 | 1:58.873 | 35 | 1:27.904 | 1:57.980 | 82 | 1:18.339 | 1:57.116 | 79 | 1:05.620 | 1:55.939 |
| 66 | 1:11.655 | 1:59.175 | 66 | 1:21.398 | 1:59.229 | 66 | 1:31.437 | 1:59.302 | 101 | 1:29.308 | 1:57.716 | 29 | 1:06.530 | 1:53.976 |
| 75 | 1:12.940 | 1:58.891 | 75 | 1:22.191 | 1:58.737 | 75 | 1:32.235 | 1:59.307 | 35 | 1:36.682 | 1:58.103 | 61 | 1:09.304 | 1:56.159 |
| 19 | 1:19.940 | 2:00.344 | 19 | 1:30.426 | 1:59.972 | 19 | 1:41.961 | 2:00.798 | 66 | 1:41.377 | 1:59.265 | 82 | 1:25.205 | 1:57.226 |
| 74 | 1:21.916 | 2:01.833 | 74 | 1:33.945 | 2:01.515 | 74 | 1:45.399 | 2:00.717 | 75 | 1:42.076 | 1:59.166 | 101 | 1:36.921 | 1:57.973 |
| 64 | 1:23.179 | 2:04.287 | 64 | 1:35.363 | 2:01.670 | 64 | 1:47.249 | 2:01.149 | | | | 35 | 1:45.293 | 1:58.971 |
| 96 | 1:32.309 | 2:03.420 | 96 | 1:47.440 | 2:04.617 | | | | | | | | | |
| 51 | 4 LAPS | 6:33.838 | 51 | 4 LAPS | 1:59.899 P | | | | | | | | | |

Weather / Track : Sunny / Dry

Brands Hatch GP
Circuit Length = 2.3009 miles
Start: 16:21 End: 18:24

Gentleman Drivers A - under 3-litre cars

RACE 3 - LAP CHART

| Lap 11 | | | Lap 12 | | | Lap 13 | | | Lap 14 | | | Lap 15 | | |
|--------|----------|----------|--------|----------|----------|--------|----------|----------|--------|----------|----------|--------|----------|----------|
| No | Behind | Laptime | No | Behind | Laptime | No | Behind | Laptime | No | Behind | Laptime | No | Behind | Laptime |
| 36 | | 1:49.903 | 36 | | 1:49.421 | 36 | | 1:50.176 | 52 | | 1:49.313 | 52 | | 1:50.084 |
| 52 | 0.424 | 1:49.741 | 52 | 0.474 | 1:49.471 | 52 | 0.721 | 1:50.423 | 36 | 0.041 | 1:50.075 | 36 | 0.267 | 1:50.310 |
| 66 | 1 LAP | 2:01.193 | 35 | 1 LAP | 1:59.529 | 101 | 1 LAP | 2:00.227 | 101 | 1 LAP | 1:58.276 | 82 | 1 LAP | 1:57.383 |
| 75 | 1 LAP | 2:01.738 | 66 | 1 LAP | 1:58.838 | 35 | 1 LAP | 1:58.764 | 119 | 17.564 | 1:52.214 | 119 | 19.662 | 1:52.182 |
| 119 | 13.621 | 1:51.748 | 75 | 1 LAP | 1:59.047 | 119 | 15.384 | 1:51.209 | 35 | 1 LAP | 1:58.043 | 101 | 1 LAP | 1:57.919 |
| 74 | 1 LAP | 1:59.979 | 119 | 14.351 | 1:50.151 | 66 | 1 LAP | 1:59.524 | 129 | 25.352 | 1:52.003 | 129 | 26.789 | 1:51.521 |
| 19 | 1 LAP | 2:02.392 | 129 | 21.958 | 1:52.319 | 75 | 1 LAP | 1:59.721 | 66 | 1 LAP | 1:59.608 | 35 | 1 LAP | 1:59.668 |
| 64 | 1 LAP | 1:59.991 | 74 | 1 LAP | 1:59.625 | 129 | 23.383 | 1:51.601 | 75 | 1 LAP | 1:59.340 | 66 | 1 LAP | 1:59.479 |
| 129 | 19.060 | 1:51.800 | 64 | 1 LAP | 1:59.870 | 74 | 1 LAP | 1:58.853 | 7 | 42.008 | 1:53.184 | 75 | 1 LAP | 1:58.939 |
| 51 | 5 LAPS | 1:58.684 | 19 | 1 LAP | 2:01.905 | 64 | 1 LAP | 1:59.465 | 74 | 1 LAP | 1:58.441 | 7 | 44.495 | 1:52.571 |
| 7 | 33.137 | 1:53.154 | 7 | 36.228 | 1:52.512 | 7 | 38.858 | 1:52.806 | 51 | 5 LAPS | 1:55.274 | 74 | 1 LAP | 1:57.745 |
| 96 | 1 LAP | 2:03.852 | 51 | 5 LAPS | 1:57.071 | 51 | 5 LAPS | 1:55.503 | 64 | 1 LAP | 1:59.518 | 51 | 5 LAPS | 1:55.270 |
| 150 | 1:00.699 | 1:54.852 | 96 | 1 LAP | 2:04.404 | 19 | 1 LAP | 2:02.136 | 19 | 1 LAP | 2:03.101 | 64 | 1 LAP | 1:59.340 |
| 73 | 1:02.835 | 1:54.610 | 150 | 1:05.574 | 1:54.296 | 96 | 1 LAP | 2:03.721 | 150 | 1:15.552 | 1:55.118 | 19 | 1 LAP | 2:02.175 |
| 70 | 1:05.042 | 1:54.618 | 85 | 1:10.507 | 1:53.523 | 150 | 1:10.468 | 1:55.070 | 85 | 1:17.476 | 1:53.644 | 150 | 1:19.967 | 1:54.499 |
| 85 | 1:06.405 | 1:54.188 | 48 | 1:11.366 | 1:53.698 | 85 | 1:13.866 | 1:53.535 | 48 | 1:17.891 | 1:53.399 | 85 | 1:20.669 | 1:53.277 |
| 48 | 1:07.089 | 1:53.497 | 70 | 1:12.139 | 1:56.518 | 48 | 1:14.526 | 1:53.336 | 70 | 1:22.328 | 1:55.462 | 48 | 1:21.518 | 1:53.711 |
| 22 | 1:09.299 | 1:55.685 | 22 | 1:15.450 | 1:55.572 | 70 | 1:16.900 | 1:54.937 | 96 | 1 LAP | 2:04.406 | 70 | 1:27.073 | 1:54.829 |
| 79 | 1:10.592 | 1:54.875 | 79 | 1:16.537 | 1:55.366 | 22 | 1:20.081 | 1:54.807 | 22 | 1:24.403 | 1:54.356 | 22 | 1:29.402 | 1:55.083 |
| 29 | 1:10.673 | 1:54.046 | 29 | 1:17.955 | 1:56.703 | 79 | 1:21.038 | 1:54.677 | 79 | 1:25.770 | 1:54.766 | 79 | 1:30.441 | 1:54.755 |
| 61 | 1:15.833 | 1:56.432 | 61 | 1:23.263 | 1:56.851 | 29 | 1:25.655 | 1:57.876 | 29 | 1:30.866 | 1:55.245 | 29 | 1:35.187 | 1:54.405 |
| 82 | 1:32.763 | 1:57.461 | 82 | 1:41.695 | 1:58.353 | 61 | 1:29.004 | 1:55.917 | 61 | 1:33.995 | 1:55.025 | 96 | 1 LAP | 2:04.415 |
| 101 | 1:45.319 | 1:58.301 | | | | 82 | 1:49.371 | 1:57.852 | | | | 61 | 1:38.934 | 1:55.023 |

Weather / Track : Sunny / Dry

Brands Hatch GP
Circuit Length = 2.3009 miles
Start: 16:21 End: 18:24

Gentleman Drivers A - under 3-litre cars

RACE 3 - LAP CHART

| Lap 16 | | | Lap 17 | | | Lap 18 | | | Lap 19 | | | Lap 20 | | |
|--------|----------|----------|--------|----------|----------|--------|----------|----------|--------|----------|----------|--------|----------|----------|
| No | Behind | Laptime | No | Behind | Laptime | No | Behind | Laptime | No | Behind | Laptime | No | Behind | Laptime |
| 36 | | 1:48.761 | 36 | | 1:49.854 | 36 | | 1:49.864 | 36 | | 1:49.120 | 52 | | 1:49.621 |
| 52 | 0.812 | 1:49.840 | 52 | 0.546 | 1:49.588 | 52 | 0.346 | 1:49.664 | 52 | 0.664 | 1:49.438 | 22 | 1 LAP | 1:54.878 |
| 82 | 1 LAP | 1:58.253 | 96 | 2 LAPS | 2:03.442 | 61 | 1 LAP | 1:56.792 | 19 | 2 LAPS | 2:06.469 | 36 | 0.423 | 1:50.708 |
| 119 | 22.189 | 1:51.555 | 119 | 23.857 | 1:51.522 | 96 | 2 LAPS | 2:02.938 | 61 | 1 LAP | 1:55.265 | 79 | 1 LAP | 1:56.000 |
| 129 | 28.911 | 1:51.150 | 82 | 1 LAP | 1:57.909 | 119 | 25.100 | 1:51.107 | 119 | 27.951 | 1:51.971 | 29 | 1 LAP | 1:56.055 |
| 101 | 1 LAP | 1:57.960 | 129 | 30.197 | 1:51.140 | 82 | 1 LAP | 1:57.706 | 96 | 2 LAPS | 2:05.129 | 64 | 2 LAPS | 2:02.621 |
| 35 | 1 LAP | 2:00.087 | 101 | 1 LAP | 1:58.368 | 129 | 31.775 | 1:51.442 | 129 | 34.634 | 1:51.979 | 61 | 1 LAP | 1:57.406 |
| 7 | 48.152 | 1:52.685 | 7 | 51.633 | 1:53.335 | 101 | 1 LAP | 1:57.960 | 82 | 1 LAP | 1:58.298 | 19 | 2 LAPS | 2:06.109 |
| 66 | 1 LAP | 1:59.952 | 35 | 1 LAP | 1:59.469 | 7 | 55.176 | 1:53.407 | 101 | 1 LAP | 1:57.425 | 119 | 29.330 | 1:51.664 |
| 75 | 1 LAP | 1:59.491 | 66 | 1 LAP | 1:58.837 | 35 | 1 LAP | 1:57.421 | 7 | 59.209 | 1:53.153 | 129 | 35.966 | 1:51.617 |
| 51 | 5 LAPS | 1:56.880 | 75 | 1 LAP | 1:58.903 | 66 | 1 LAP | 1:59.765 | 35 | 1 LAP | 1:58.180 | 96 | 2 LAPS | 2:04.966 |
| 74 | 1 LAP | 1:58.585 | 51 | 5 LAPS | 1:56.431 | 75 | 1 LAP | 2:00.179 | 66 | 1 LAP | 1:58.955 | 82 | 1 LAP | 1:57.773 |
| 64 | 1 LAP | 1:59.948 | 74 | 1 LAP | 1:58.782 | 51 | 5 LAPS | 1:56.823 | 75 | 1 LAP | 1:58.858 | 7 | 1:02.672 | 1:53.748 |
| 19 | 1 LAP | 2:02.307 | 85 | 1:31.179 | 1:54.851 | 74 | 1 LAP | 1:56.633 | 51 | 5 LAPS | 1:56.827 | 101 | 1 LAP | 1:57.947 |
| 85 | 1:26.182 | 1:54.541 | 150 | 1:32.664 | 1:55.807 | 85 | 1:35.464 | 1:54.149 | 74 | 1 LAP | 1:55.491 | 35 | 1 LAP | 1:58.018 |
| 150 | 1:26.711 | 1:55.772 | 48 | 1:33.137 | 1:56.071 | 48 | 1:36.628 | 1:53.355 | 85 | 1:39.972 | 1:53.628 | 51 | 5 LAPS | 1:56.879 |
| 48 | 1:26.920 | 1:54.430 | 64 | 1 LAP | 2:17.098 | 150 | 1:38.277 | 1:55.477 | 48 | 1:40.744 | 1:53.236 | 74 | 1 LAP | 1:58.067 |
| 70 | 1:32.379 | 1:54.334 | 70 | 1:37.309 | 1:54.784 | 70 | 1:42.152 | 1:54.707 | 150 | 1:43.434 | 1:54.277 | 66 | 1 LAP | 2:01.399 |
| 22 | 1:35.074 | 1:54.700 | 19 | 1 LAP | 2:06.822 | 22 | 1:44.617 | 1:55.210 | 70 | 1:48.125 | 1:55.093 | 75 | 1 LAP | 2:00.738 |
| 79 | 1:36.006 | 1:54.593 | 22 | 1:39.271 | 1:54.051 | 79 | 1:45.274 | 1:55.042 | | | | 85 | 1:42.941 | 1:53.254 |
| 29 | 1:39.823 | 1:53.664 | 79 | 1:40.096 | 1:53.944 | 64 | 1 LAP | 2:01.317 | | | | 48 | 1:43.734 | 1:53.275 |
| 61 | 1:46.344 | 1:56.438 | 29 | 1:43.756 | 1:53.787 | 29 | 1:48.205 | 1:54.313 | | | | 150 | 1:48.943 | 1:55.794 |

Weather / Track : Sunny / Dry

Brands Hatch GP
Circuit Length = 2.3009 miles
Start: 16:21 End: 18:24

Gentleman Drivers A - under 3-litre cars

RACE 3 - LAP CHART

| Lap 21 | | | Lap 22 | | | Lap 23 | | | Lap 24 | | | Lap 25 | | |
|--------|----------|----------|--------|----------|----------|--------|----------|----------|--------|----------|----------|--------|----------|------------|
| No | Behind | Laptime | No | Behind | Laptime | No | Behind | Laptime | No | Behind | Laptime | No | Behind | Laptime |
| 52 | | 1:49.146 | 36 | | 1:49.346 | 36 | | 1:49.361 | 52 | | 1:49.212 | 52 | | 1:48.906 |
| 36 | 0.351 | 1:49.074 | 52 | 0.401 | 1:50.098 | 52 | 1.514 | 1:50.474 | 36 | 0.740 | 1:51.466 | 36 | 1.233 | 1:49.399 |
| 70 | 1 LAP | 1:55.788 | 150 | 1 LAP | 1:56.440 | 85 | 1 LAP | 1:54.607 | 85 | 1 LAP | 1:53.158 | 74 | 2 LAPS | 1:56.569 |
| 22 | 1 LAP | 1:54.710 | 70 | 1 LAP | 1:54.779 | 48 | 1 LAP | 1:54.649 | 48 | 1 LAP | 1:53.602 | 85 | 1 LAP | 1:53.514 |
| 79 | 1 LAP | 1:54.128 | 22 | 1 LAP | 1:54.061 | 66 | 2 LAPS | 2:02.009 | 75 | 2 LAPS | 2:00.022 | 75 | 2 LAPS | 1:58.131 |
| 29 | 1 LAP | 1:53.103 | 79 | 1 LAP | 1:54.335 | 150 | 1 LAP | 1:55.147 | 66 | 2 LAPS | 1:58.989 | 150 | 1 LAP | 1:54.938 |
| 64 | 2 LAPS | 2:01.479 | 29 | 1 LAP | 1:52.567 | 70 | 1 LAP | 1:53.947 | 150 | 1 LAP | 1:54.941 | 70 | 1 LAP | 1:55.058 |
| 61 | 1 LAP | 1:55.581 | 61 | 1 LAP | 1:56.537 | 22 | 1 LAP | 1:54.196 | 70 | 1 LAP | 1:54.345 | 22 | 1 LAP | 1:55.389 |
| 119 | 31.300 | 1:51.116 | 119 | 32.671 | 1:51.068 | 29 | 1 LAP | 1:54.536 | 22 | 1 LAP | 1:54.372 | 29 | 1 LAP | 1:53.612 |
| 19 | 2 LAPS | 2:03.991 | 64 | 2 LAPS | 2:02.647 | 79 | 1 LAP | 1:56.061 | 29 | 1 LAP | 1:54.546 | 66 | 2 LAPS | 2:00.484 |
| 129 | 38.566 | 1:51.746 | 129 | 39.879 | 1:51.010 | 119 | 33.858 | 1:50.548 | 79 | 1 LAP | 1:54.790 | 79 | 1 LAP | 1:54.570 |
| 82 | 1 LAP | 1:57.725 | 19 | 2 LAPS | 2:04.880 | 61 | 1 LAP | 1:56.459 | 119 | 33.688 | 1:50.556 | 119 | 36.058 | 1:51.276 |
| 96 | 2 LAPS | 2:06.903 | 82 | 1 LAP | 1:57.479 | 129 | 42.499 | 1:51.981 | 61 | 1 LAP | 1:56.906 | 129 | 48.442 | 1:52.616 |
| 7 | 1:07.813 | 1:54.287 | 7 | 1:14.034 | 1:55.918 | 64 | 2 LAPS | 2:02.491 | 129 | 44.732 | 1:52.959 | 61 | 1 LAP | 1:56.409 |
| 101 | 1 LAP | 1:57.785 | 96 | 2 LAPS | 2:04.049 | 19 | 2 LAPS | 2:02.723 | 64 | 2 LAPS | 2:00.862 | 64 | 2 LAPS | 2:01.629 |
| 35 | 1 LAP | 1:58.369 | 101 | 1 LAP | 1:56.772 | 82 | 1 LAP | 1:57.962 | 19 | 2 LAPS | 2:02.127 | 7 | 1:26.443 | 1:53.674 |
| 51 | 5 LAPS | 1:56.708 | 35 | 1 LAP | 2:03.416 | 7 | 1:18.519 | 1:53.846 | 82 | 1 LAP | 1:58.350 | 82 | 1 LAP | 1:57.099 |
| 74 | 1 LAP | 1:56.087 | 51 | 5 LAPS | 1:56.666 | 101 | 1 LAP | 1:57.261 | 7 | 1:21.675 | 1:53.882 | 19 | 2 LAPS | 2:02.880 |
| 75 | 1 LAP | 1:58.274 | 74 | 1 LAP | 1:55.493 | 96 | 2 LAPS | 2:02.472 | 101 | 1 LAP | 1:56.605 | 48 | 1 LAP | 3:23.968 P |
| 66 | 1 LAP | 2:01.083 | 75 | 1 LAP | 1:58.287 | 74 | 1 LAP | 1:56.139 | 96 | 2 LAPS | 2:02.114 | 101 | 1 LAP | 1:56.945 |
| 85 | 1:46.361 | 1:52.566 | | | | 51 | 5 LAPS | 1:57.221 | | | | 51 | 6 LAPS | 3:31.822 P |
| 48 | 1:47.175 | 1:52.587 | | | | | | | | | | | | |

Weather / Track : Sunny / Dry

Brands Hatch GP
Circuit Length = 2.3009 miles
Start: 16:21 End: 18:24

Gentleman Drivers A - under 3-litre cars

RACE 3 - LAP CHART

| Lap 26 | | | Lap 27 | | | Lap 28 | | | Lap 29 | | | Lap 30 | | |
|--------|----------|----------|--------|----------|------------|--------|----------|------------|--------|----------|------------|--------|----------|------------|
| No | Behind | Laptime | No | Behind | Laptime | No | Behind | Laptime | No | Behind | Laptime | No | Behind | Laptime |
| 52 | | 1:48.557 | 52 | | 1:49.588 | 52 | | 1:48.876 | 52 | | 1:48.982 | 52 | | 1:49.606 |
| 36 | 0.973 | 1:48.297 | 36 | 0.579 | 1:49.194 | 36 | 0.508 | 1:48.805 | 36 | 1.237 | 1:49.711 | 36 | 0.432 | 1:48.801 |
| 96 | 3 LAPS | 2:03.023 | 101 | 2 LAPS | 1:58.017 | 19 | 4 LAPS | 4:04.117 P | 85 | 2 LAPS | 3:20.745 P | 64 | 3 LAPS | 2:00.893 |
| 74 | 2 LAPS | 1:56.346 | 48 | 2 LAPS | 2:04.941 P | 101 | 2 LAPS | 2:00.602 | 82 | 2 LAPS | 1:58.638 | 85 | 2 LAPS | 1:55.804 P |
| 85 | 1 LAP | 1:54.008 | 51 | 7 LAPS | 2:03.458 P | 51 | 7 LAPS | 2:02.473 | 101 | 2 LAPS | 1:58.006 | 82 | 2 LAPS | 1:58.547 |
| 75 | 2 LAPS | 1:58.111 | 85 | 1 LAP | 1:54.514 | 48 | 2 LAPS | 2:04.258 | 19 | 4 LAPS | 2:07.288 P | 119 | 45.685 | 1:52.022 |
| 150 | 1 LAP | 1:54.247 | 74 | 2 LAPS | 1:57.870 | 74 | 2 LAPS | 1:57.614 | 51 | 7 LAPS | 2:02.250 | 19 | 4 LAPS | 2:10.894 |
| 70 | 1 LAP | 1:53.610 | 96 | 3 LAPS | 2:04.752 | 96 | 3 LAPS | 2:03.209 | 48 | 2 LAPS | 2:01.784 | 51 | 7 LAPS | 2:02.157 |
| 29 | 1 LAP | 1:53.266 | 150 | 1 LAP | 1:55.159 | 150 | 1 LAP | 1:54.927 | 74 | 2 LAPS | 1:56.416 | 74 | 2 LAPS | 1:58.175 |
| 22 | 1 LAP | 1:54.588 | 29 | 1 LAP | 1:54.169 | 29 | 1 LAP | 1:54.604 | 119 | 43.269 | 1:51.834 | 48 | 2 LAPS | 2:01.876 |
| 79 | 1 LAP | 1:54.600 | 70 | 1 LAP | 1:55.936 | 119 | 40.417 | 1:50.798 | 29 | 1 LAP | 1:54.510 | 29 | 1 LAP | 1:54.276 |
| 66 | 2 LAPS | 1:59.807 | 22 | 1 LAP | 1:55.197 | 70 | 1 LAP | 1:55.292 | 150 | 1 LAP | 1:56.937 | 70 | 1 LAP | 1:54.473 |
| 119 | 37.923 | 1:50.422 | 75 | 2 LAPS | 1:59.177 | 22 | 1 LAP | 1:55.211 | 70 | 1 LAP | 1:55.830 | 150 | 1 LAP | 1:55.468 |
| 129 | 53.043 | 1:53.158 | 119 | 38.495 | 1:50.160 | 79 | 1 LAP | 1:54.056 | 22 | 1 LAP | 1:55.196 | 79 | 1 LAP | 1:54.523 |
| 61 | 1 LAP | 1:55.169 | 79 | 1 LAP | 1:55.505 | 75 | 2 LAPS | 1:58.846 | 79 | 1 LAP | 1:54.523 | 96 | 3 LAPS | 2:01.789 |
| 64 | 2 LAPS | 2:00.491 | 66 | 2 LAPS | 1:59.781 | 66 | 2 LAPS | 1:58.000 | 96 | 3 LAPS | 2:03.086 | 129 | 1:04.348 | 1:52.238 |
| 7 | 1:31.305 | 1:53.419 | 129 | 55.765 | 1:52.310 | 129 | 58.628 | 1:51.739 | 75 | 2 LAPS | 1:58.301 | 75 | 2 LAPS | 1:57.805 |
| 82 | 1 LAP | 1:58.511 | 61 | 1 LAP | 1:55.708 | 61 | 1 LAP | 1:55.031 | 129 | 1:01.716 | 1:52.070 | 66 | 2 LAPS | 1:58.988 |
| | | | 64 | 2 LAPS | 2:01.058 | 7 | 1:38.515 | 1:52.889 | 66 | 2 LAPS | 1:59.468 | 61 | 1 LAP | 1:55.458 |
| | | | 7 | 1:34.502 | 1:52.785 | 64 | 2 LAPS | 2:00.334 | 61 | 1 LAP | 1:54.233 | 7 | 1:46.657 | 1:53.524 |
| | | | 82 | 1 LAP | 1:58.139 | | | | 7 | 1:42.739 | 1:53.206 | | | |

Weather / Track : Sunny / Dry

Brands Hatch GP
Circuit Length = 2.3009 miles
Start: 16:21 End: 18:24

Gentleman Drivers A - under 3-litre cars

RACE 3 - LAP CHART

| Lap 31 | | | Lap 32 | | | Lap 33 | | | Lap 34 | | | Lap 35 | | |
|--------|----------|------------|--------|----------|------------|--------|----------|------------|--------|----------|------------|--------|----------|------------|
| No | Behind | Laptime | No | Behind | Laptime | No | Behind | Laptime | No | Behind | Laptime | No | Behind | Laptime |
| 52 | | 1:49.196 | 36 | | 1:48.592 | 36 | | 1:48.676 | 36 | | 1:48.918 | 36 | | 3:16.043 P |
| 36 | 0.042 | 1:48.806 | 7 | 1 LAP | 1:53.398 | 7 | 1 LAP | 1:53.930 | 7 | 1 LAP | 1:53.878 | 52 | 6.807 | 1:50.916 |
| 101 | 3 LAPS | 3:24.055 P | 82 | 3 LAPS | 3:25.138 P | 82 | 3 LAPS | 1:59.399 P | 82 | 3 LAPS | 1:56.013 | 61 | 2 LAPS | 1:56.037 |
| 85 | 2 LAPS | 1:56.779 | 101 | 3 LAPS | 1:57.882 P | 101 | 3 LAPS | 1:58.470 | 119 | 1 LAP | 3:17.472 P | 48 | 2 LAPS | 1:58.424 |
| 64 | 3 LAPS | 2:00.261 | 85 | 2 LAPS | 1:56.768 | 85 | 2 LAPS | 1:55.782 | 64 | 4 LAPS | 3:41.553 P | 51 | 7 LAPS | 1:58.981 |
| 22 | 2 LAPS | 3:21.020 P | 64 | 3 LAPS | 1:59.119 | 22 | 2 LAPS | 1:57.255 | 101 | 3 LAPS | 1:57.731 | 75 | 3 LAPS | 2:05.925 |
| 119 | 48.714 | 1:52.225 | 74 | 3 LAPS | 3:28.135 P | 74 | 3 LAPS | 2:01.888 P | 85 | 2 LAPS | 1:55.164 | 7 | 1 LAP | 3:41.810 P |
| 29 | 1 LAP | 1:54.525 | 22 | 2 LAPS | 1:57.610 P | 79 | 2 LAPS | 3:27.755 P | 29 | 2 LAPS | 3:19.990 P | 96 | 3 LAPS | 2:01.559 |
| 70 | 1 LAP | 1:56.293 | 119 | 50.408 | 1:50.328 | 70 | 1 LAP | 1:55.602 | 22 | 2 LAPS | 1:56.269 | 119 | 57.164 | 1:52.054 |
| 51 | 7 LAPS | 2:03.619 | 29 | 1 LAP | 1:54.959 | 129 | 1:16.156 | 1:52.744 | 66 | 4 LAPS | 4:58.511 P | 82 | 2 LAPS | 1:56.380 |
| 150 | 1 LAP | 1:57.072 | 70 | 1 LAP | 1:54.653 | 150 | 1 LAP | 1:56.831 | 79 | 2 LAPS | 1:54.206 P | 64 | 3 LAPS | 1:56.210 |
| 79 | 1 LAP | 1:56.191 | 150 | 1 LAP | 1:55.651 | 75 | 3 LAPS | 3:45.207 P | 74 | 3 LAPS | 1:58.635 | 85 | 1 LAP | 1:54.276 |
| 48 | 2 LAPS | 2:04.697 | 129 | 1:12.088 | 1:53.554 | 48 | 2 LAPS | 2:00.378 | 129 | 1:19.314 | 1:52.076 | 101 | 2 LAPS | 1:57.139 |
| 129 | 1:07.168 | 1:52.016 | 51 | 7 LAPS | 2:01.749 | 61 | 2 LAPS | 3:35.562 P | 70 | 1 LAP | 1:55.550 | 29 | 1 LAP | 1:54.465 |
| 75 | 2 LAPS | 1:58.557 | 48 | 2 LAPS | 2:00.075 | 52 | 1:26.751 | 1:50.892 P | 150 | 1 LAP | 1:56.634 | 22 | 1 LAP | 1:55.928 |
| 96 | 3 LAPS | 2:02.075 | 52 | 1:24.535 | 3:13.169 P | 51 | 7 LAPS | 2:00.942 | 52 | 1:31.934 | 1:54.101 | 79 | 1 LAP | 1:55.064 |
| 66 | 2 LAPS | 1:58.196 | 96 | 3 LAPS | 2:02.972 | 96 | 3 LAPS | 2:01.973 | 61 | 2 LAPS | 1:57.982 P | 66 | 3 LAPS | 1:58.072 |
| 61 | 1 LAP | 1:56.853 | | | | | | | 48 | 2 LAPS | 2:00.215 | 74 | 2 LAPS | 1:57.623 |
| | | | | | | | | | 51 | 7 LAPS | 2:02.271 | 150 | 1 LAP | 3:35.721 P |
| | | | | | | | | | 75 | 3 LAPS | 2:10.218 P | 129 | 1:48.575 | 3:45.304 P |
| | | | | | | | | | 96 | 3 LAPS | 2:02.894 | | | |
| | | | | | | | | | 82 | 2 LAPS | 1:55.771 | | | |
| | | | | | | | | | 119 | 2:21.153 | 1:50.867 P | | | |
| | | | | | | | | | 64 | 3 LAPS | 1:56.108 P | | | |
| | | | | | | | | | 101 | 2 LAPS | 1:56.321 | | | |
| | | | | | | | | | 85 | 1 LAP | 1:55.183 | | | |

Weather / Track : Sunny / Dry

Brands Hatch GP
Circuit Length = 2.3009 miles
Start: 16:21 End: 18:24

Gentleman Drivers A - under 3-litre cars

RACE 3 - LAP CHART

| Lap 36 | | | Lap 37 | | | Lap 38 | | | Lap 39 | | | Lap 40 | | |
|--------|--------|-------------|--------|--------|------------|--------|--------|------------|--------|--------|------------|--------|---------|----------|
| No | Behind | Laptime | No | Behind | Laptime | No | Behind | Laptime | No | Behind | Laptime | No | Behind | Laptime |
| 36 | | 1:50.813 P | 36 | | 1:50.593 | 36 | | 1:50.122 | 36 | | 1:49.836 | 36 | | 1:50.541 |
| 70 | 1 LAP | 1:54.601 | 150 | 2 LAPS | 1:58.407 P | 66 | 4 LAPS | 1:56.572 | 66 | 4 LAPS | 1:56.904 | 19 | 10 LAPS | 2:02.889 |
| 52 | 6.942 | 1:50.948 | 52 | 7.619 | 1:51.270 | 74 | 3 LAPS | 1:57.388 | 52 | 8.099 | 1:50.623 | 79 | 2 LAPS | 1:55.676 |
| 61 | 2 LAPS | 1:56.192 | 70 | 1 LAP | 1:55.930 | 150 | 2 LAPS | 1:55.756 | 150 | 2 LAPS | 1:57.025 | 22 | 2 LAPS | 1:56.845 |
| 48 | 2 LAPS | 1:59.312 | 61 | 2 LAPS | 1:55.650 | 52 | 7.312 | 1:49.815 | 74 | 3 LAPS | 1:59.469 | 52 | 7.640 | 1:50.082 |
| 51 | 7 LAPS | 1:59.917 | 48 | 2 LAPS | 1:57.892 | 70 | 1 LAP | 1:54.340 | 61 | 2 LAPS | 1:54.812 | 66 | 4 LAPS | 1:56.546 |
| 7 | 1 LAP | 1:55.625 P | 51 | 7 LAPS | 1:59.868 | 61 | 2 LAPS | 1:55.150 | 7 | 1 LAP | 1:52.445 | 150 | 2 LAPS | 1:55.174 |
| 75 | 3 LAPS | 2:05.854 | 7 | 1 LAP | 1:52.264 | 48 | 2 LAPS | 1:58.683 | 48 | 2 LAPS | 2:00.251 | 74 | 3 LAPS | 1:58.114 |
| 119 | 57.485 | 1:51.134 | 119 | 57.163 | 1:50.271 | 7 | 1 LAP | 1:52.250 | 119 | 58.438 | 1:50.856 | 61 | 2 LAPS | 1:54.179 |
| 82 | 2 LAPS | 1:55.285 | 129 | 1 LAP | 2:50.080 | 51 | 7 LAPS | 1:59.660 | 51 | 7 LAPS | 1:59.754 | 7 | 1 LAP | 1:52.229 |
| 19 | 9 LAPS | 12:44.545 P | 75 | 3 LAPS | 2:06.009 | 96 | 5 LAPS | 5:41.297 P | 129 | 1 LAP | 1:57.599 | 119 | 57.482 | 1:49.585 |
| 85 | 1 LAP | 1:53.938 | 82 | 2 LAPS | 1:55.238 | 119 | 57.418 | 1:50.377 | 96 | 5 LAPS | 2:10.011 P | 48 | 2 LAPS | 1:58.471 |
| 64 | 3 LAPS | 1:56.762 | 85 | 1 LAP | 1:54.697 | 129 | 1 LAP | 1:57.538 P | 82 | 2 LAPS | 1:55.624 | 51 | 7 LAPS | 1:59.556 |
| 101 | 2 LAPS | 1:56.069 | 64 | 3 LAPS | 1:54.751 | 82 | 2 LAPS | 1:55.647 | 85 | 1 LAP | 1:55.212 | 129 | 1 LAP | 1:59.004 |
| 29 | 1 LAP | 1:53.647 | 101 | 2 LAPS | 1:57.104 | 75 | 3 LAPS | 2:05.867 | 64 | 3 LAPS | 1:54.686 | 82 | 2 LAPS | 1:56.556 |
| 22 | 1 LAP | 1:56.022 | 29 | 1 LAP | 1:53.116 | 85 | 1 LAP | 1:54.322 | 29 | 1 LAP | 1:53.684 | 85 | 1 LAP | 1:53.432 |
| 79 | 1 LAP | 1:56.031 | 19 | 9 LAPS | 2:08.081 P | 64 | 3 LAPS | 1:55.001 | 75 | 3 LAPS | 2:06.083 | 96 | 5 LAPS | 2:07.358 |
| 66 | 3 LAPS | 1:57.350 | 79 | 1 LAP | 1:54.960 | 29 | 1 LAP | 1:53.472 | 101 | 2 LAPS | 1:55.693 | 64 | 3 LAPS | 1:54.549 |
| 74 | 2 LAPS | 1:58.012 | 22 | 1 LAP | 1:56.395 | 101 | 2 LAPS | 1:56.290 | 70 | 1 LAP | 3:23.111 P | 29 | 1 LAP | 1:52.859 |
| | | | | | | 19 | 9 LAPS | 2:03.123 | | | | 101 | 2 LAPS | 1:55.997 |
| | | | | | | 79 | 1 LAP | 1:54.896 | | | | 75 | 3 LAPS | 2:04.329 |
| | | | | | | 22 | 1 LAP | 1:56.113 | | | | | | |

Weather / Track : Sunny / Dry

Brands Hatch GP
Circuit Length = 2.3009 miles
Start: 16:21 End: 18:24

Gentleman Drivers A - under 3-litre cars

RACE 3 - LAP CHART

| Lap 41 | | | Lap 42 | | | Lap 43 | | | Lap 44 | | | Lap 45 | | |
|--------|---------|------------|--------|---------|----------|--------|---------|----------|--------|---------|----------|--------|---------|----------|
| No | Behind | Laptime | No | Behind | Laptime | No | Behind | Laptime | No | Behind | Laptime | No | Behind | Laptime |
| 36 | | 1:49.449 | 36 | | 1:49.503 | 36 | | 1:49.858 | 36 | | 1:49.301 | 36 | | 1:50.213 |
| 79 | 2 LAPS | 1:55.270 | 52 | 11.314 | 1:51.216 | 101 | 3 LAPS | 1:56.248 | 101 | 3 LAPS | 1:56.358 | 129 | 2 LAPS | 1:56.764 |
| 52 | 9.601 | 1:51.410 | 79 | 2 LAPS | 1:55.106 | 52 | 12.713 | 1:51.257 | 52 | 14.130 | 1:50.718 | 29 | 2 LAPS | 1:53.755 |
| 70 | 2 LAPS | 2:05.939 P | 75 | 4 LAPS | 2:06.147 | 96 | 6 LAPS | 2:06.409 | 79 | 2 LAPS | 1:54.758 | 64 | 4 LAPS | 1:54.976 |
| 22 | 2 LAPS | 1:57.446 | 22 | 2 LAPS | 1:56.513 | 79 | 2 LAPS | 1:55.712 | 96 | 6 LAPS | 2:04.132 | 52 | 14.653 | 1:50.736 |
| 19 | 10 LAPS | 2:02.372 | 70 | 2 LAPS | 2:03.667 | 22 | 2 LAPS | 1:55.733 | 22 | 2 LAPS | 1:54.978 | 101 | 3 LAPS | 1:56.166 |
| 66 | 4 LAPS | 1:56.319 | 19 | 10 LAPS | 2:02.199 | 75 | 4 LAPS | 2:03.557 | 150 | 2 LAPS | 1:54.704 | 79 | 2 LAPS | 1:54.577 |
| 150 | 2 LAPS | 1:55.306 | 66 | 4 LAPS | 1:56.315 | 150 | 2 LAPS | 1:54.423 | 66 | 4 LAPS | 1:56.711 | 22 | 2 LAPS | 1:55.402 |
| 74 | 3 LAPS | 1:56.521 | 150 | 2 LAPS | 1:54.601 | 66 | 4 LAPS | 1:58.160 | 75 | 4 LAPS | 2:03.248 | 150 | 2 LAPS | 1:53.834 |
| 61 | 2 LAPS | 1:54.656 | 74 | 3 LAPS | 1:57.655 | 70 | 2 LAPS | 2:03.848 | 70 | 2 LAPS | 2:01.852 | 96 | 6 LAPS | 2:06.163 |
| 7 | 1 LAP | 1:52.641 | 61 | 2 LAPS | 1:54.776 | 19 | 10 LAPS | 2:02.919 | 19 | 10 LAPS | 2:02.043 | 66 | 4 LAPS | 1:56.106 |
| 119 | 57.816 | 1:49.783 | 7 | 1 LAP | 1:51.776 | 74 | 3 LAPS | 1:57.284 | 74 | 3 LAPS | 1:57.564 | 119 | 57.323 | 1:49.475 |
| 48 | 2 LAPS | 1:58.770 | 119 | 57.452 | 1:49.139 | 61 | 2 LAPS | 1:54.728 | 119 | 58.061 | 1:50.267 | 75 | 4 LAPS | 2:04.029 |
| 51 | 7 LAPS | 1:59.059 | 48 | 2 LAPS | 1:59.961 | 119 | 57.095 | 1:49.501 | 7 | 1 LAP | 1:50.412 | 7 | 1 LAP | 1:50.147 |
| 129 | 1 LAP | 1:57.040 | 51 | 7 LAPS | 1:59.015 | 7 | 1 LAP | 1:51.125 | 61 | 2 LAPS | 1:55.538 | 74 | 3 LAPS | 1:57.520 |
| 82 | 2 LAPS | 1:55.231 | 129 | 1 LAP | 1:56.858 | 48 | 2 LAPS | 1:58.843 | 48 | 2 LAPS | 1:57.409 | 70 | 2 LAPS | 2:02.130 |
| 85 | 1 LAP | 1:54.377 | 82 | 2 LAPS | 1:55.551 | 51 | 7 LAPS | 1:58.708 | 85 | 1 LAP | 1:54.068 | 19 | 10 LAPS | 2:02.356 |
| 64 | 3 LAPS | 1:55.138 | 85 | 1 LAP | 1:53.465 | 82 | 2 LAPS | 1:56.209 | 51 | 7 LAPS | 1:59.950 | 61 | 2 LAPS | 1:54.194 |
| 29 | 1 LAP | 1:54.654 | 29 | 1 LAP | 1:53.967 | 129 | 1 LAP | 1:57.483 | 82 | 2 LAPS | 1:55.319 | 48 | 2 LAPS | 1:57.042 |
| 101 | 2 LAPS | 1:55.557 | 64 | 3 LAPS | 1:55.230 | 85 | 1 LAP | 1:53.950 | | | | | | |
| 96 | 5 LAPS | 2:07.999 | | | | 29 | 1 LAP | 1:53.390 | | | | | | |
| | | | | | | 64 | 3 LAPS | 1:54.405 | | | | | | |

Weather / Track : Sunny / Dry

Brands Hatch GP
Circuit Length = 2.3009 miles
Start: 16:21 End: 18:24

Gentleman Drivers A - under 3-litre cars

RACE 3 - LAP CHART

| Lap 46 | | | Lap 47 | | | Lap 48 | | | Lap 49 | | | Lap 50 | | |
|--------|---------|----------|--------|---------|----------|--------|---------|----------|--------|--------|----------|--------|----------|----------|
| No | Behind | Laptime | No | Behind | Laptime | No | Behind | Laptime | No | Behind | Laptime | No | Behind | Laptime |
| 36 | | 1:50.399 | 36 | | 1:49.265 | 36 | | 1:49.379 | 36 | | 1:49.582 | 36 | | 1:49.634 |
| 85 | 2 LAPS | 1:53.319 | 85 | 2 LAPS | 1:53.540 | 85 | 2 LAPS | 1:54.842 | 85 | 2 LAPS | 1:54.011 | 96 | 7 LAPS | 2:03.573 |
| 82 | 3 LAPS | 1:55.596 | 48 | 3 LAPS | 1:59.256 | 48 | 3 LAPS | 1:59.877 | 52 | 18.893 | 1:50.870 | 70 | 3 LAPS | 2:01.703 |
| 129 | 2 LAPS | 1:55.086 | 82 | 3 LAPS | 1:55.296 | 29 | 2 LAPS | 1:55.420 | 29 | 2 LAPS | 1:55.140 | 19 | 11 LAPS | 2:01.642 |
| 29 | 2 LAPS | 1:55.500 | 29 | 2 LAPS | 1:53.590 | 82 | 3 LAPS | 1:56.625 | 82 | 3 LAPS | 1:55.982 | 85 | 2 LAPS | 1:53.434 |
| 51 | 8 LAPS | 1:59.675 | 52 | 16.505 | 1:51.086 | 52 | 17.605 | 1:50.479 | 48 | 3 LAPS | 1:59.017 | 52 | 20.941 | 1:51.682 |
| 64 | 4 LAPS | 1:54.220 | 64 | 4 LAPS | 1:57.546 | 64 | 4 LAPS | 1:56.989 | 64 | 4 LAPS | 1:55.186 | 29 | 2 LAPS | 1:53.626 |
| 52 | 14.684 | 1:50.430 | 51 | 8 LAPS | 2:00.229 | 51 | 8 LAPS | 1:58.693 | 51 | 8 LAPS | 1:57.631 | 82 | 3 LAPS | 1:55.169 |
| 101 | 3 LAPS | 1:55.296 | 101 | 3 LAPS | 1:57.844 | 101 | 3 LAPS | 1:57.676 | 101 | 3 LAPS | 1:55.665 | 48 | 3 LAPS | 1:57.339 |
| 79 | 2 LAPS | 1:54.450 | 79 | 2 LAPS | 1:54.653 | 79 | 2 LAPS | 1:55.567 | 79 | 2 LAPS | 1:54.473 | 64 | 4 LAPS | 1:55.186 |
| 22 | 2 LAPS | 1:56.465 | 22 | 2 LAPS | 1:55.813 | 22 | 2 LAPS | 1:54.509 | 119 | 59.535 | 1:50.416 | 51 | 8 LAPS | 1:59.200 |
| 150 | 2 LAPS | 1:54.167 | 150 | 2 LAPS | 1:54.259 | 150 | 2 LAPS | 1:53.954 | 22 | 2 LAPS | 1:55.571 | 101 | 3 LAPS | 1:56.761 |
| 66 | 4 LAPS | 1:58.136 | 119 | 58.297 | 1:50.064 | 119 | 58.701 | 1:49.783 | 7 | 1 LAP | 1:51.273 | 79 | 2 LAPS | 1:54.451 |
| 119 | 57.498 | 1:50.574 | 7 | 1 LAP | 1:50.548 | 7 | 1 LAP | 1:49.700 | 150 | 2 LAPS | 1:55.950 | 119 | 1:00.566 | 1:50.665 |
| 7 | 1 LAP | 1:50.206 | 66 | 4 LAPS | 1:57.513 | 66 | 4 LAPS | 1:56.397 | 66 | 4 LAPS | 1:57.004 | 7 | 1 LAP | 1:50.309 |
| 96 | 6 LAPS | 2:07.235 | 74 | 3 LAPS | 1:58.636 | 61 | 2 LAPS | 1:54.922 | 61 | 2 LAPS | 1:54.227 | 150 | 2 LAPS | 1:54.182 |
| 74 | 3 LAPS | 1:56.646 | 61 | 2 LAPS | 1:54.706 | 74 | 3 LAPS | 1:57.253 | 74 | 3 LAPS | 1:57.653 | 22 | 2 LAPS | 1:56.587 |
| 61 | 2 LAPS | 1:55.994 | 96 | 6 LAPS | 2:06.571 | 96 | 6 LAPS | 2:04.299 | | | | 66 | 4 LAPS | 1:56.724 |
| 70 | 2 LAPS | 2:03.108 | 70 | 2 LAPS | 2:03.372 | 70 | 2 LAPS | 2:02.571 | | | | 61 | 2 LAPS | 1:54.794 |
| 19 | 10 LAPS | 2:02.799 | 19 | 10 LAPS | 2:02.905 | 19 | 10 LAPS | 2:03.157 | | | | 74 | 3 LAPS | 1:57.924 |

Weather / Track : Sunny / Dry

Brands Hatch GP
Circuit Length = 2.3009 miles
Start: 16:21 End: 18:24

Gentleman Drivers A - under 3-litre cars

RACE 3 - LAP CHART

| Lap 51 | | | Lap 52 | | | Lap 53 | | | Lap 54 | | | Lap 55 | | |
|--------|----------|----------|--------|----------|----------|--------|----------|----------|--------|----------|----------|--------|----------|----------|
| No | Behind | Laptime | No | Behind | Laptime | No | Behind | Laptime | No | Behind | Laptime | No | Behind | Laptime |
| 36 | | 1:49.508 | 36 | | 1:49.838 | 36 | | 1:49.305 | 36 | | 1:48.967 | 36 | | 1:49.248 |
| 96 | 7 LAPS | 2:03.823 | 52 | 23.343 | 1:52.062 | 74 | 4 LAPS | 1:57.700 | 61 | 3 LAPS | 1:54.812 | 61 | 3 LAPS | 1:55.748 |
| 70 | 3 LAPS | 2:01.018 | 96 | 7 LAPS | 2:03.477 | 52 | 24.578 | 1:50.540 | 74 | 4 LAPS | 1:58.073 | 66 | 5 LAPS | 2:00.755 |
| 19 | 11 LAPS | 2:01.187 | 70 | 3 LAPS | 2:01.678 | 85 | 2 LAPS | 1:54.284 | 52 | 28.200 | 1:52.589 | 74 | 4 LAPS | 1:58.588 |
| 52 | 21.119 | 1:49.686 | 85 | 2 LAPS | 1:55.219 | 29 | 2 LAPS | 1:57.296 | 85 | 2 LAPS | 1:54.332 | 52 | 29.352 | 1:50.400 |
| 85 | 2 LAPS | 1:54.938 | 19 | 11 LAPS | 2:01.827 | 70 | 3 LAPS | 2:02.808 | 29 | 2 LAPS | 1:55.007 | 85 | 2 LAPS | 1:54.577 |
| 29 | 2 LAPS | 1:53.898 | 29 | 2 LAPS | 1:54.157 | 19 | 11 LAPS | 2:02.469 | 82 | 3 LAPS | 1:57.499 | 29 | 2 LAPS | 1:54.811 |
| 82 | 3 LAPS | 1:55.326 | 82 | 3 LAPS | 1:55.082 | 96 | 7 LAPS | 2:05.497 | 19 | 11 LAPS | 1:59.721 | 82 | 3 LAPS | 1:54.813 |
| 64 | 4 LAPS | 1:55.419 | 64 | 4 LAPS | 1:54.556 | 82 | 3 LAPS | 1:55.040 | 64 | 4 LAPS | 1:54.701 | 64 | 4 LAPS | 1:56.104 |
| 48 | 3 LAPS | 1:58.592 | 48 | 3 LAPS | 1:57.177 | 64 | 4 LAPS | 1:54.683 | 70 | 3 LAPS | 2:03.022 | 119 | 1:05.720 | 1:50.920 |
| 51 | 8 LAPS | 1:59.199 | 119 | 1:01.966 | 1:50.956 | 48 | 3 LAPS | 1:59.555 | 96 | 7 LAPS | 2:03.098 | 19 | 11 LAPS | 2:01.156 |
| 101 | 3 LAPS | 1:56.201 | 7 | 1 LAP | 1:51.085 | 119 | 1:02.843 | 1:50.182 | 119 | 1:04.048 | 1:50.172 | 70 | 3 LAPS | 2:02.639 |
| 79 | 2 LAPS | 1:55.695 | 51 | 8 LAPS | 1:59.326 | 7 | 1 LAP | 1:49.551 | 7 | 1 LAP | 1:52.085 | 96 | 7 LAPS | 2:02.267 |
| 119 | 1:00.848 | 1:49.790 | 101 | 3 LAPS | 1:56.501 | 101 | 3 LAPS | 1:57.476 | 48 | 3 LAPS | 1:59.617 | 48 | 3 LAPS | 1:58.357 |
| 7 | 1 LAP | 1:50.152 | 79 | 2 LAPS | 1:56.200 | 79 | 2 LAPS | 1:57.071 | 101 | 3 LAPS | 1:56.303 | 101 | 3 LAPS | 1:54.714 |
| 150 | 2 LAPS | 1:54.166 | 150 | 2 LAPS | 1:54.927 | 51 | 8 LAPS | 1:58.790 | 79 | 2 LAPS | 1:56.411 | 79 | 2 LAPS | 1:55.467 |
| 22 | 2 LAPS | 1:57.026 | 22 | 2 LAPS | 1:55.486 | 150 | 2 LAPS | 1:54.782 | 51 | 8 LAPS | 1:58.258 | 51 | 8 LAPS | 1:58.049 |
| 66 | 4 LAPS | 1:56.842 | 66 | 4 LAPS | 1:56.589 | 22 | 2 LAPS | 1:56.662 | 150 | 2 LAPS | 1:54.221 | 150 | 2 LAPS | 1:54.647 |
| 61 | 2 LAPS | 1:56.452 | 61 | 2 LAPS | 1:54.727 | 66 | 4 LAPS | 1:56.721 | | | | | | |
| 74 | 3 LAPS | 1:58.537 | | | | | | | | | | | | |

Weather / Track : Sunny / Dry

Brands Hatch GP
Circuit Length = 2.3009 miles
Start: 16:21 End: 18:24

Gentleman Drivers A - under 3-litre cars

RACE 3 - LAP CHART

| Lap 56 | | | Lap 57 | | | Lap 58 | | | Lap 59 | | | Lap 60 | | |
|--------|----------|----------|--------|----------|----------|--------|----------|----------|--------|----------|----------|--------|----------|----------|
| No | Behind | Laptime | No | Behind | Laptime | No | Behind | Laptime | No | Behind | Laptime | No | Behind | Laptime |
| 36 | | 1:49.923 | 36 | | 1:50.564 | 36 | | 1:49.633 | 36 | | 1:50.369 | 36 | | 1:49.881 |
| 61 | 3 LAPS | 1:55.824 | 61 | 3 LAPS | 1:55.798 | 61 | 3 LAPS | 1:55.143 | 51 | 9 LAPS | 2:00.166 | 101 | 4 LAPS | 1:56.770 |
| 52 | 29.856 | 1:50.427 | 52 | 29.634 | 1:50.342 | 52 | 30.267 | 1:50.266 | 96 | 8 LAPS | 2:03.579 | 79 | 3 LAPS | 1:57.180 |
| 74 | 4 LAPS | 1:57.811 | 74 | 4 LAPS | 1:59.099 | 74 | 4 LAPS | 1:58.647 | 61 | 3 LAPS | 1:55.687 | 70 | 4 LAPS | 2:00.169 |
| 85 | 2 LAPS | 1:54.914 | 85 | 2 LAPS | 1:55.757 | 85 | 2 LAPS | 1:55.607 | 52 | 30.318 | 1:50.420 | 48 | 4 LAPS | 1:58.870 |
| 29 | 2 LAPS | 1:54.511 | 29 | 2 LAPS | 1:54.541 | 119 | 1:08.218 | 1:50.548 | 74 | 4 LAPS | 1:59.878 | 51 | 9 LAPS | 1:58.652 |
| 82 | 3 LAPS | 1:55.229 | 119 | 1:07.303 | 1:50.886 | 29 | 2 LAPS | 1:55.189 | 85 | 2 LAPS | 1:54.973 | 96 | 8 LAPS | 2:02.198 |
| 119 | 1:06.981 | 1:51.184 | 82 | 3 LAPS | 1:54.527 | 82 | 3 LAPS | 1:55.165 | 119 | 1:08.216 | 1:50.367 | 52 | 31.081 | 1:50.644 |
| 64 | 4 LAPS | 1:54.894 | 64 | 4 LAPS | 1:54.242 | 64 | 4 LAPS | 1:54.084 | 29 | 2 LAPS | 1:55.326 | 61 | 3 LAPS | 1:55.552 |
| 19 | 11 LAPS | 2:00.271 | 19 | 11 LAPS | 2:01.121 | 19 | 11 LAPS | 2:00.350 | 82 | 3 LAPS | 1:55.508 | 119 | 1:08.721 | 1:50.386 |
| 70 | 3 LAPS | 2:02.015 | 70 | 3 LAPS | 2:03.329 | 101 | 3 LAPS | 1:56.279 | 64 | 4 LAPS | 1:53.651 | 74 | 4 LAPS | 1:58.754 |
| 48 | 3 LAPS | 2:00.998 | 101 | 3 LAPS | 1:55.836 | 150 | 2 LAPS | 1:54.093 | 19 | 11 LAPS | 2:00.384 | 85 | 2 LAPS | 1:55.717 |
| 101 | 3 LAPS | 1:56.016 | 79 | 2 LAPS | 1:55.572 | 79 | 2 LAPS | 1:56.543 | 150 | 2 LAPS | 1:53.572 | 29 | 2 LAPS | 1:55.154 |
| 79 | 2 LAPS | 1:56.158 | 150 | 2 LAPS | 1:53.898 | 70 | 3 LAPS | 2:02.918 | | | | 64 | 4 LAPS | 1:55.195 |
| 96 | 7 LAPS | 2:12.511 | 48 | 3 LAPS | 2:01.177 | 48 | 3 LAPS | 1:57.837 | | | | 82 | 3 LAPS | 1:56.135 |
| 150 | 2 LAPS | 1:54.859 | 96 | 7 LAPS | 2:02.495 | | | | | | | | | |
| 51 | 8 LAPS | 1:58.348 | 51 | 8 LAPS | 1:58.078 | | | | | | | | | |

Weather / Track : Sunny / Dry

Brands Hatch GP
Circuit Length = 2.3009 miles
Start: 16:21 End: 18:24

Gentleman Drivers A - under 3-litre cars

RACE 3 - LAP CHART

| Lap 61 | | | Lap 62 | | | Lap 63 | | | Lap 64 | | | Lap 65 | | |
|--------|----------|----------|--------|----------|----------|--------|----------|----------|--------|----------|----------|--------|----------|----------|
| No | Behind | Laptime | No | Behind | Laptime | No | Behind | Laptime | No | Behind | Laptime | No | Behind | Laptime |
| 36 | | 1:50.431 | 36 | | 1:50.342 | 36 | | 1:49.589 | 36 | | 1:51.662 | 36 | | 1:53.483 |
| 150 | 3 LAPS | 1:54.294 | 150 | 3 LAPS | 1:54.378 | 150 | 3 LAPS | 1:53.933 | 150 | 3 LAPS | 1:54.946 | 150 | 3 LAPS | 1:54.521 |
| 101 | 4 LAPS | 1:56.034 | 79 | 3 LAPS | 1:55.784 | 101 | 4 LAPS | 1:56.080 | 101 | 4 LAPS | 1:56.093 | 101 | 4 LAPS | 1:55.896 |
| 79 | 3 LAPS | 1:55.761 | 101 | 4 LAPS | 1:57.410 | 79 | 3 LAPS | 1:57.243 | 79 | 3 LAPS | 1:56.291 | 79 | 3 LAPS | 1:55.411 |
| 19 | 12 LAPS | 2:02.108 | 19 | 12 LAPS | 2:00.078 | 19 | 12 LAPS | 1:59.232 | 52 | 31.810 | 1:50.450 | 52 | 28.677 | 1:50.350 |
| 48 | 4 LAPS | 1:58.839 | 48 | 4 LAPS | 1:57.620 | 48 | 4 LAPS | 1:57.394 | 48 | 4 LAPS | 1:57.296 | 48 | 4 LAPS | 1:57.027 |
| 70 | 4 LAPS | 2:01.908 | 70 | 4 LAPS | 2:01.267 | 52 | 33.022 | 1:50.617 | 19 | 12 LAPS | 2:00.074 | 19 | 12 LAPS | 2:01.540 |
| 51 | 9 LAPS | 1:57.614 | 51 | 9 LAPS | 1:57.469 | 51 | 9 LAPS | 1:58.602 | 51 | 9 LAPS | 1:57.847 | 51 | 9 LAPS | 1:59.051 |
| 52 | 31.179 | 1:50.529 | 52 | 31.994 | 1:51.157 | 70 | 4 LAPS | 2:02.414 | 70 | 4 LAPS | 2:01.923 | 61 | 3 LAPS | 1:56.740 |
| 96 | 8 LAPS | 2:04.267 | 61 | 3 LAPS | 1:56.081 | 61 | 3 LAPS | 1:56.660 | 61 | 3 LAPS | 1:56.089 | 70 | 4 LAPS | 2:01.772 |
| 61 | 3 LAPS | 1:55.976 | 96 | 8 LAPS | 2:04.039 | 96 | 8 LAPS | 2:04.248 | 119 | 1:08.103 | 1:49.979 | 119 | 1:04.643 | 1:50.023 |
| 119 | 1:08.644 | 1:50.354 | 119 | 1:08.941 | 1:50.639 | 119 | 1:09.786 | 1:50.434 | 96 | 8 LAPS | 2:01.939 | 96 | 8 LAPS | 2:01.867 |
| 85 | 2 LAPS | 1:54.502 | 85 | 2 LAPS | 1:55.893 | 85 | 2 LAPS | 1:55.805 | 85 | 2 LAPS | 1:55.427 | 85 | 2 LAPS | 1:56.675 |
| 74 | 4 LAPS | 1:58.159 | 74 | 4 LAPS | 1:56.677 | 74 | 4 LAPS | 1:57.060 | 29 | 2 LAPS | 1:54.850 | 29 | 2 LAPS | 1:55.667 |
| 29 | 2 LAPS | 1:54.670 | 29 | 2 LAPS | 1:54.197 | 29 | 2 LAPS | 1:54.484 | 74 | 4 LAPS | 1:57.113 | 64 | 4 LAPS | 1:54.700 |
| 64 | 4 LAPS | 1:54.474 | 64 | 4 LAPS | 1:53.851 | 64 | 4 LAPS | 1:54.324 | 64 | 4 LAPS | 1:53.972 | 74 | 4 LAPS | 1:58.828 |
| 82 | 3 LAPS | 1:55.130 | 82 | 3 LAPS | 1:55.679 | 82 | 3 LAPS | 1:55.803 | 82 | 3 LAPS | 1:54.594 | 82 | 3 LAPS | 1:54.976 |

Weather / Track : Sunny / Dry

Brands Hatch GP
Circuit Length = 2.3009 miles
Start: 16:21 End: 18:24

Grand Prix Masters

QUALIFYING - RACE 1 - CLASSIFICATION

| POS | NO | CL | NAME | ENTRY | TIME | ON | LAPS | GAP | DIFF | MPH |
|-----|----|----|------------------------------------|----------------|-----------------|----|------|---------------|-------|-------|
| 1 | 19 | L | Rob AUSTIN | Surtees TS29 | 1:24.885 | 12 | 12 | | | 97.58 |
| 2 | 21 | L | Roger WILLS | Williams FW05 | 1:25.305 | 10 | 10 | 0.420 | 0.420 | 97.10 |
| 3 | 10 | F | Manfredo Rossi di MONTELERA | Brabham BT42 | 1:25.317 | 6 | 13 | 0.432 | 0.012 | 97.08 |
| 4 | 16 | L | Richard BARBER | Fittipaldi F5A | 1:25.601 | 13 | 14 | 0.716 | 0.284 | 96.76 |
| 5 | 34 | L | John GRANT | Shadow DN9A | 1:26.185 | 16 | 16 | 1.300 | 0.584 | 96.10 |
| 6 | 6 | H | Nico BINDELS | Lotus 87B | 1:26.232 | 13 | 16 | 1.347 | 0.047 | 96.05 |
| 7 | 35 | H | Steve ALLEN | Arrows A1 | 1:26.346 | 6 | 6 | 1.461 | 0.114 | 95.92 |
| 8 | 17 | F | Richard MEINS | McLaren M23/4 | 1:26.523 | 16 | 16 | 1.638 | 0.177 | 95.73 |
| 9 | 33 | H | Bill COOMBS | Tyrrell 009 | 1:27.083 | 5 | 8 | 2.198 | 0.560 | 95.11 |
| 10 | 18 | H | David COPLOWE | Lotus 87 | 1:27.770 | 12 | 12 | 2.885 | 0.687 | 94.37 |
| 11 | 30 | S | Mike WRIGLEY | March 711 | 1:29.379 | 6 | 6 | 4.494 | 1.609 | 92.67 |
| 12 | 3 | H | Ian SIMMONDS | Tyrrell 012 | 1:30.081 | 14 | 14 | 5.196 | 0.702 | 91.95 |
| 13 | 31 | S | John DELANE | Tyrrell 002 | 1:30.228 | 12 | 15 | 5.343 | 0.147 | 91.80 |
| 14 | 80 | H | Sid HOOLE | Lotus 80 | 1:30.501 | 9 | 13 | 5.616 | 0.273 | 91.52 |
| 15 | 36 | H | Frank LYONS | Osella FA1 | 1:31.304 | 10 | 11 | 6.419 | 0.803 | 90.72 |
| 16 | 7 | S | Ron MAYDON | Matra MS80 | 1:36.268 | 7 | 8 | 11.383 | 4.964 | 86.04 |
| 17 | 20 | F | Rick HALL | Matra MS120C | 1:37.335 | 3 | 5 | 12.450 | 1.067 | 85.09 |
| 18 | 27 | F | Paul GRANT | Trojan 103 | 1:38.756 | 5 | 6 | 13.871 | 1.421 | 83.87 |
| 19 | 44 | C | Simon DIFFEY | Brabham BT24 | 1:39.524 | 10 | 11 | 14.639 | 0.768 | 83.22 |
| 20 | 84 | F | James HANSON | Williams FW03 | | 0 | 4 | | | |

Car No 33 needs a working transponder - Q.12.2.1.

Weather / Track : Bright / Dry
 These results are provisional until the conclusion of any judicial and technical matters.

Brands Hatch GP
 Circuit Length = 2.3009 miles
 Start: 10:45 End: 11:12

| | | |
|-------------------|--|--------------|
| Clerk of Course : | | Timekeeper : |
|-------------------|--|--------------|

Grand Prix Masters

QUALIFYING - RACE 1 - LAP ANALYSIS

| | | | | | | | |
|-----------|------------------------------------|------------|---------------------|------|-----------------|------------|---------------------|
| 3 | Ian SIMMONDS | | H Tyrrell 012 | | | | |
| 1 - | 1:54.975 | + 24.894 | 10:47:27.981 | 8 - | 1:31.144 | + 1.063 | 10:59:50.378 |
| 2 - | 1:39.171 | + 9.090 | 10:49:07.152 | 9 - | 1:31.188 | + 1.107 | 11:01:21.566 |
| 3 - | 2:59.748 P | + 1:29.667 | 10:52:06.900 | 10 - | 1:32.219 | + 2.138 | 11:02:53.785 |
| 4 - | 1:37.340 | + 7.259 | 10:53:44.240 | 11 - | 3:28.381 P | + 1:58.300 | 11:06:22.166 |
| 5 - | 1:32.198 | + 2.117 | 10:55:16.438 | 12 - | 1:38.292 | + 8.211 | 11:08:00.458 |
| 6 - | 1:32.178 | + 2.097 | 10:56:48.616 | 13 - | 1:30.221 | + 0.140 | 11:09:30.679 |
| 7 - | 1:30.618 | + 0.537 | 10:58:19.234 | 14 - | 1:30.081 | | 11:11:00.760 |
| 6 | Nico BINDELS | | H Lotus 87B | | | | |
| 1 - | 1:48.728 | + 22.496 | 10:48:09.710 | 9 - | 1:32.023 | + 5.791 | 11:01:21.822 |
| 2 - | 1:40.699 | + 14.467 | 10:49:50.409 | 10 - | 1:27.351 | + 1.119 | 11:02:49.173 |
| 3 - | 1:34.235 | + 8.003 | 10:51:24.644 | 11 - | 1:26.278 | + 0.046 | 11:04:15.451 |
| 4 - | 1:29.044 | + 2.812 | 10:52:53.688 | 12 - | 1:28.084 | + 1.852 | 11:05:43.535 |
| 5 - | 1:29.094 | + 2.862 | 10:54:22.782 | 13 - | 1:26.232 | | 11:07:09.767 |
| 6 - | 1:27.381 | + 1.149 | 10:55:50.163 | 14 - | 1:29.744 | + 3.512 | 11:08:39.511 |
| 7 - | 1:26.913 | + 0.681 | 10:57:17.076 | 15 - | 1:26.386 | + 0.154 | 11:10:05.897 |
| 8 - | 2:32.723 P | + 1:06.491 | 10:59:49.799 | 16 - | 1:27.361 | + 1.129 | 11:11:33.258 |
| 7 | Ron MAYDON | | S Matra MS80 | | | | |
| 1 - | 2:17.517 | + 41.249 | 10:50:41.428 | 5 - | 1:51.799 | + 15.531 | 11:00:47.862 |
| 2 - | 1:42.761 | + 6.493 | 10:52:24.189 | 6 - | 1:46.873 | + 10.605 | 11:02:34.735 |
| 3 - | 1:37.429 | + 1.161 | 10:54:01.618 | 7 - | 1:36.268 | | 11:04:11.003 |
| 4 - | 4:54.445 P | + 3:18.177 | 10:58:56.063 | 8 - | 1:38.908 | + 2.640 | 11:05:49.911 |
| 10 | Manfredo Rossi di MONTELERA | | F Brabham BT42 | | | | |
| 1 - | 2:23.432 | + 58.115 | 10:48:16.142 | 8 - | 1:28.350 | + 3.033 | 11:01:36.666 |
| 2 - | 1:46.798 | + 21.481 | 10:50:02.940 | 9 - | 1:26.295 | + 0.978 | 11:03:02.961 |
| 3 - | 1:29.399 | + 4.082 | 10:51:32.339 | 10 - | 1:27.009 | + 1.692 | 11:04:29.970 |
| 4 - | 4:01.178 P | + 2:35.861 | 10:55:33.517 | 11 - | 1:25.605 | + 0.288 | 11:05:55.575 |
| 5 - | 1:42.496 | + 17.179 | 10:57:16.013 | 12 - | 1:30.575 | + 5.258 | 11:07:26.150 |
| 6 - | 1:25.317 | | 10:58:41.330 | 13 - | 1:25.809 | + 0.492 | 11:08:51.959 |
| 7 - | 1:26.986 | + 1.669 | 11:00:08.316 | | | | |
| 16 | Richard BARBER | | L Fittipaldi F5A | | | | |
| 1 - | 1:48.143 | + 22.542 | 10:47:37.365 | 8 - | 1:26.583 | + 0.982 | 10:58:09.239 |
| 2 - | 1:35.873 | + 10.272 | 10:49:13.238 | 9 - | 4:32.309 P | + 3:06.708 | 11:02:41.548 |
| 3 - | 1:30.462 | + 4.861 | 10:50:43.700 | 10 - | 1:32.056 | + 6.455 | 11:04:13.604 |
| 4 - | 1:31.482 | + 5.881 | 10:52:15.182 | 11 - | 1:30.400 | + 4.799 | 11:05:44.004 |
| 5 - | 1:28.137 | + 2.536 | 10:53:43.319 | 12 - | 1:25.989 | + 0.388 | 11:07:09.993 |
| 6 - | 1:27.193 | + 1.592 | 10:55:10.512 | 13 - | 1:25.601 | | 11:08:35.594 |
| 7 - | 1:32.144 | + 6.543 | 10:56:42.656 | 14 - | 1:25.797 | + 0.196 | 11:10:01.391 |
| 17 | Richard MEINS | | F McLaren M23/4 | | | | |
| 1 - | 1:49.782 | + 23.259 | 10:47:25.480 | 9 - | 1:28.509 | + 1.986 | 11:00:50.057 |
| 2 - | 1:33.618 | + 7.095 | 10:48:59.098 | 10 - | 1:29.618 | + 3.095 | 11:02:19.675 |
| 3 - | 1:35.146 | + 8.623 | 10:50:34.244 | 11 - | 1:29.879 | + 3.356 | 11:03:49.554 |
| 4 - | 1:29.904 | + 3.381 | 10:52:04.148 | 12 - | 1:28.565 | + 2.042 | 11:05:18.119 |
| 5 - | 1:27.840 | + 1.317 | 10:53:31.988 | 13 - | 1:30.929 | + 4.406 | 11:06:49.048 |
| 6 - | 2:48.888 P | + 1:22.365 | 10:56:20.876 | 14 - | 1:27.262 | + 0.739 | 11:08:16.310 |
| 7 - | 1:32.832 | + 6.309 | 10:57:53.708 | 15 - | 1:26.962 | + 0.439 | 11:09:43.272 |
| 8 - | 1:27.840 | + 1.317 | 10:59:21.548 | 16 - | 1:26.523 | | 11:11:09.795 |
| 18 | David COPLOWE | | H Lotus 87 | | | | |
| 1 - | 1:43.891 | + 16.121 | 10:47:45.201 | 7 - | 1:29.986 | + 2.216 | 11:01:55.888 |
| 2 - | 6:35.258 P | + 5:07.488 | 10:54:20.459 | 8 - | 3:20.627 P | + 1:52.857 | 11:05:16.515 |
| 3 - | 1:35.074 | + 7.304 | 10:55:55.533 | 9 - | 1:33.690 | + 5.920 | 11:06:50.205 |
| 4 - | 1:30.619 | + 2.849 | 10:57:26.152 | 10 - | 1:28.173 | + 0.403 | 11:08:18.378 |
| 5 - | 1:29.518 | + 1.748 | 10:58:55.670 | 11 - | 1:28.121 | + 0.351 | 11:09:46.499 |
| 6 - | 1:30.232 | + 2.462 | 11:00:25.902 | 12 - | 1:27.770 | | 11:11:14.269 |

Car No 33 needs a working transponder - Q.12.2.1.

Weather / Track : Bright / Dry

Brands Hatch GP
Circuit Length = 2.3009 miles
Start: 10:45 End: 11:12

Grand Prix Masters

QUALIFYING - RACE 1 - LAP ANALYSIS

| | | | | | | | |
|-----------|---------------------|------------|---------------------|------|-----------------|------------|---------------------|
| 19 | Rob AUSTIN | | L Surtees TS29 | | | | |
| 1 - | 1:36.745 | + 11.860 | 10:48:47.014 | 7 - | 1:26.172 | + 1.287 | 10:57:38.313 |
| 2 - | 1:36.772 | + 11.887 | 10:50:23.786 | 8 - | 1:28.707 | + 3.822 | 10:59:07.020 |
| 3 - | 1:27.624 | + 2.739 | 10:51:51.410 | 9 - | 1:28.868 | + 3.983 | 11:00:35.888 |
| 4 - | 1:26.589 | + 1.704 | 10:53:17.999 | 10 - | 1:26.373 | + 1.488 | 11:02:02.261 |
| 5 - | 1:26.831 | + 1.946 | 10:54:44.830 | 11 - | 1:26.025 | + 1.140 | 11:03:28.286 |
| 6 - | 1:27.311 | + 2.426 | 10:56:12.141 | 12 - | 1:24.885 | | 11:04:53.171 |
| 20 | Rick HALL | | F Matra MS120C | | | | |
| 1 - | 2:00.346 | + 23.011 | 10:50:39.901 | 4 - | 4:46.274 P | + 3:08.939 | 10:58:46.092 |
| 2 - | 1:42.582 | + 5.247 | 10:52:22.483 | 5 - | 1:40.674 | + 3.339 | 11:00:26.766 |
| 3 - | 1:37.335 | | 10:53:59.818 | | | | |
| 21 | Roger WILLS | | L Williams FW05 | | | | |
| 1 - | 1:42.055 | + 16.750 | 10:47:45.579 | 6 - | 1:26.120 | + 0.815 | 10:55:06.223 |
| 2 - | 1:31.564 | + 6.259 | 10:49:17.143 | 7 - | 4:47.856 P | + 3:22.551 | 10:59:54.079 |
| 3 - | 1:27.834 | + 2.529 | 10:50:44.977 | 8 - | 1:35.682 | + 10.377 | 11:01:29.761 |
| 4 - | 1:28.971 | + 3.666 | 10:52:13.948 | 9 - | 1:25.847 | + 0.542 | 11:02:55.608 |
| 5 - | 1:26.155 | + 0.850 | 10:53:40.103 | 10 - | 1:25.305 | | 11:04:20.913 |
| 27 | Paul GRANT | | F Trojan 103 | | | | |
| 1 - | 2:22.411 | + 43.655 | 10:48:17.086 | 4 - | 1:40.912 | + 2.156 | 10:54:43.758 |
| 2 - | 2:59.793 P | + 1:21.037 | 10:51:16.879 | 5 - | 1:38.756 | | 10:56:22.514 |
| 3 - | 1:45.967 | + 7.211 | 10:53:02.846 | 6 - | 1:41.482 | + 2.726 | 10:58:03.996 |
| 30 | Mike WRIGLEY | | S March 711 | | | | |
| 1 - | 1:43.838 | + 14.459 | 10:47:06.722 | 4 - | 1:34.756 | + 5.377 | 10:53:52.504 |
| 2 - | 1:33.525 | + 4.146 | 10:48:40.247 | 5 - | 1:31.011 | + 1.632 | 10:55:23.515 |
| 3 - | 3:37.501 P | + 2:08.122 | 10:52:17.748 | 6 - | 1:29.379 | | 10:56:52.894 |
| 31 | John DELANE | | S Tyrrell 002 | | | | |
| 1 - | 1:56.197 | + 25.969 | 10:49:32.785 | 9 - | 1:35.354 | + 5.126 | 11:02:26.687 |
| 2 - | 1:43.522 | + 13.294 | 10:51:16.307 | 10 - | 1:31.437 | + 1.209 | 11:03:58.124 |
| 3 - | 1:36.771 | + 6.543 | 10:52:53.078 | 11 - | 1:31.616 | + 1.388 | 11:05:29.740 |
| 4 - | 1:35.326 | + 5.098 | 10:54:28.404 | 12 - | 1:30.228 | | 11:06:59.968 |
| 5 - | 1:35.857 | + 5.629 | 10:56:04.261 | 13 - | 1:31.700 | + 1.472 | 11:08:31.668 |
| 6 - | 1:35.441 | + 5.213 | 10:57:39.702 | 14 - | 1:31.491 | + 1.263 | 11:10:03.159 |
| 7 - | 1:36.236 | + 6.008 | 10:59:15.938 | 15 - | 1:32.706 | + 2.478 | 11:11:35.865 |
| 8 - | 1:35.395 | + 5.167 | 11:00:51.333 | | | | |
| 33 | Bill COOMBS | | H Tyrrell 009 | | | | |
| 1 - | 1:38.998 | + 11.915 | 10:49:18.998 | 5 - | 1:27.083 | | 11:00:34.104 |
| 2 - | 1:28.672 | + 1.589 | 10:50:47.670 | 6 - | 3:26.204 P | + 1:59.121 | 11:04:00.308 |
| 3 - | 5:18.429 P | + 3:51.346 | 10:56:06.099 | 7 - | 1:39.313 | + 12.230 | 11:05:39.621 |
| 4 - | 3:00.922 | + 1:33.839 | 10:59:07.021 | 8 - | 1:33.659 | + 6.576 | 11:07:13.280 |
| 34 | John GRANT | | L Shadow DN9A | | | | |
| 1 - | 1:43.019 | + 16.834 | 10:47:29.996 | 9 - | 1:29.397 | + 3.212 | 11:00:45.266 |
| 2 - | 2:45.037 P | + 1:18.852 | 10:50:15.033 | 10 - | 1:28.611 | + 2.426 | 11:02:13.877 |
| 3 - | 1:33.014 | + 6.829 | 10:51:48.047 | 11 - | 1:27.057 | + 0.872 | 11:03:40.934 |
| 4 - | 1:28.600 | + 2.415 | 10:53:16.647 | 12 - | 1:26.985 | + 0.800 | 11:05:07.919 |
| 5 - | 1:28.081 | + 1.896 | 10:54:44.728 | 13 - | 1:26.915 | + 0.730 | 11:06:34.834 |
| 6 - | 1:30.022 | + 3.837 | 10:56:14.750 | 14 - | 1:26.819 | + 0.634 | 11:08:01.653 |
| 7 - | 1:27.684 | + 1.499 | 10:57:42.434 | 15 - | 1:34.607 | + 8.422 | 11:09:36.260 |
| 8 - | 1:33.435 | + 7.250 | 10:59:15.869 | 16 - | 1:26.185 | | 11:11:02.445 |
| 35 | Steve ALLEN | | H Arrows A1 | | | | |
| 1 - | 1:41.896 | + 15.550 | 10:47:03.829 | 4 - | 1:27.104 | + 0.758 | 10:51:38.395 |
| 2 - | 1:30.155 | + 3.809 | 10:48:33.984 | 5 - | 1:26.413 | + 0.067 | 10:53:04.808 |
| 3 - | 1:37.307 | + 10.961 | 10:50:11.291 | 6 - | 1:26.346 | | 10:54:31.154 |

Car No 33 needs a working transponder - Q.12.2.1.

Weather / Track : Bright / Dry

Brands Hatch GP
Circuit Length = 2.3009 miles
Start: 10:45 End: 11:12

Grand Prix Masters

QUALIFYING - RACE 1 - LAP ANALYSIS

| | | | | | | | |
|-----------|---------------------|----------------|-----------------|------|-----------------|----------------|---------------------|
| 36 | Frank LYONS | | H Osella FA1 | | | | |
| 1 - | 1:57.127 | + 25.823 | 10:47:28.179 | 7 - | 1:31.890 | + 0.586 | 10:56:50.640 |
| 2 - | 1:38.128 | + 6.824 | 10:49:06.307 | 8 - | 1:32.666 | + 1.362 | 10:58:23.306 |
| 3 - | 1:35.130 | + 3.826 | 10:50:41.437 | 9 - | 1:32.845 | + 1.541 | 10:59:56.151 |
| 4 - | 1:32.427 | + 1.123 | 10:52:13.864 | 10 - | 1:31.304 | | 11:01:27.455 |
| 5 - | 1:32.173 | + 0.869 | 10:53:46.037 | 11 - | 1:31.757 | + 0.453 | 11:02:59.212 |
| 6 - | 1:32.713 | + 1.409 | 10:55:18.750 | | | | |
| 44 | Simon DIFFEY | | C Brabham BT24 | | | | |
| 1 - | 1:46.783 | + 7.259 | 10:49:33.737 | 7 - | 5:00.047 P | + 3:20.523 | 11:03:32.708 |
| 2 - | 1:55.360 | + 15.836 | 10:51:29.097 | 8 - | 1:42.493 | + 2.969 | 11:05:15.201 |
| 3 - | 1:42.949 | + 3.425 | 10:53:12.046 | 9 - | 1:40.727 | + 1.203 | 11:06:55.928 |
| 4 - | 1:42.352 | + 2.828 | 10:54:54.398 | 10 - | 1:39.524 | | 11:08:35.452 |
| 5 - | 1:56.513 | + 16.989 | 10:56:50.911 | 11 - | 1:40.318 | + 0.794 | 11:10:15.770 |
| 6 - | 1:41.750 | + 2.226 | 10:58:32.661 | | | | |
| 80 | Sid HOOLE | | H Lotus 80 | | | | |
| 1 - | 2:06.221 | + 35.720 | 10:50:38.294 | 8 - | 1:31.969 | + 1.468 | 11:01:37.824 |
| 2 - | 1:41.015 | + 10.514 | 10:52:19.309 | 9 - | 1:30.501 | | 11:03:08.325 |
| 3 - | 1:35.342 | + 4.841 | 10:53:54.651 | 10 - | 1:30.510 | + 0.009 | 11:04:38.835 |
| 4 - | 1:33.822 | + 3.321 | 10:55:28.473 | 11 - | 1:30.713 | + 0.212 | 11:06:09.548 |
| 5 - | 1:32.356 | + 1.855 | 10:57:00.829 | 12 - | 1:30.975 | + 0.474 | 11:07:40.523 |
| 6 - | 1:32.422 | + 1.921 | 10:58:33.251 | 13 - | 1:30.636 | + 0.135 | 11:09:11.159 |
| 7 - | 1:32.604 | + 2.103 | 11:00:05.855 | | | | |
| 84 | James HANSON | | F Williams FW03 | | | | |
| 1 - | 7:21.373 P | - 03:53:33.403 | 10:55:48.763 | 3 - | 8:33.188 P | - 03:52:21.588 | 11:06:10.083 |
| 2 - | 1:48.132 | - 03:59:06.644 | 10:57:36.895 | 4 - | 1:39.192 | - 03:59:15.584 | 11:07:49.275 |


Car No 33 needs a working transponder - Q.12.2.1.

Weather / Track : Bright / Dry

Brands Hatch GP
Circuit Length = 2.3009 miles
Start: 10:45 End: 11:12

Grand Prix Masters - Part 1

RACE 1 - GRID

| | | |
|--|--|-------------------------------|
| ROW 10 | 1:39.524 44 Simon DIFFEY | 84 James HANSON |
| ROW 9 | 1:37.335 20 Rick HALL | 1:38.756 27 Paul GRANT |
| ROW 8 | 1:31.304 36 Frank LYONS | 1:36.268 7 Ron MAYDON |
| ROW 7 | 1:30.228 31 John DELANE | 1:30.501 80 Sid HOOLE |
| ROW 6 | 1:29.379 30 Mike WRIGLEY | 1:30.081 3 Ian SIMMONDS |
| ROW 5 | 1:27.083 33 Bill COOMBS | 1:27.770 18 David COPLOWE |
| ROW 4 | 1:26.346 35 Steve ALLEN | 1:26.523 17 Richard MEINS |
| ROW 3 | 1:26.185 34 John GRANT | 1:26.232 6 Nico BINDELS |
| ROW 2 | 1:25.317 10 Manfredo Rossi di MONTELERA | 1:25.601 16 Richard BARBER |
| ROW 1 | 1:24.885 19 Rob AUSTIN | 1:25.305 21 Roger WILLS |
| Pole | | |
|  | | |

Brands Hatch GP
Circuit Length = 2.3009 miles

These results are provisional until the conclusion of any judicial and technical matters.

| | | |
|-------------------|--|--------------|
| Clerk of Course : | | Timekeeper : |
| | | |

Grand Prix Masters - Part 1

RACE 1 - CLASSIFICATION

| POS | NO | CL | NAME | ENTRY | LAPS | TIME | GAP | DIFF | MPH | BEST | ON |
|-----|----|----|-----------------------------|---------------|------|-----------|----------|--------|-------|----------|----|
| 1 | 33 | H | Bill COOMBS | Tyrrell 009 | 18 | 26:04.495 | | | 95.30 | 1:25.074 | 3 |
| 2 | 21 | L | Roger WILLS | Williams FW05 | 18 | 26:07.156 | 2.661 | 2.661 | 95.13 | 1:25.833 | 11 |
| 3 | 34 | L | John GRANT | Shadow DN9A | 18 | 26:29.403 | 24.908 | 22.247 | 93.80 | 1:27.100 | 12 |
| 4 | 6 | H | Nico BINDELS | Lotus 87B | 18 | 26:29.940 | 25.445 | 0.537 | 93.77 | 1:26.254 | 14 |
| 5 | 10 | F | Manfredo Rossi di MONTELERA | Brabham BT42 | 18 | 27:01.566 | 57.071 | 31.626 | 91.94 | 1:27.677 | 2 |
| 6 | 17 | F | Richard MEINS | McLaren M23/4 | 18 | 27:03.702 | 59.207 | 2.136 | 91.82 | 1:27.988 | 18 |
| 7 | 18 | H | David COPLOWE | Lotus 87 | 18 | 27:11.427 | 1:06.932 | 7.725 | 91.39 | 1:28.965 | 13 |
| 8 | 20 | F | Rick HALL | Matra MS120C | 17 | 26:06.411 | 1 lap | 1 lap | 89.89 | 1:29.100 | 16 |
| 9 | 36 | H | Frank LYONS | Osella FA1 | 17 | 26:06.918 | 1 lap | 0.507 | 89.86 | 1:29.067 | 17 |
| 10 | 3 | H | Ian SIMMONDS | Tyrrell 012 | 17 | 26:10.649 | 1 lap | 3.731 | 89.65 | 1:29.400 | 14 |
| 11 | 31 | S | John DELANE | Tyrrell 002 | 17 | 26:49.166 | 1 lap | 38.517 | 87.50 | 1:30.015 | 17 |
| 12 | 44 | C | Simon DIFFEY | Brabham BT24 | 16 | 27:17.348 | 2 laps | 1 lap | 80.94 | 1:40.247 | 5 |

NOT CLASSIFIED

| | | | | | | | | | | | |
|-----|----|---|----------------|----------------|----|-----------|---------|--------|-------|----------|---|
| DNF | 16 | L | Richard BARBER | Fittipaldi F5A | 16 | 23:29.981 | 2 laps | | 93.99 | 1:26.508 | 6 |
| DNF | 7 | S | Ron MAYDON | Matra MS80 | 8 | 16:39.815 | 10 laps | 8 laps | 66.27 | 1:38.723 | 2 |
| DNF | 80 | H | Sid HOOLE | Lotus 80 | 5 | 7:43.939 | 13 laps | 3 laps | 89.26 | 1:30.683 | 3 |
| DNF | 84 | F | James HANSON | Williams FW03 | 5 | 8:03.581 | 13 laps | 19.642 | 85.64 | 1:31.832 | 5 |
| DNF | 35 | H | Steve ALLEN | Arrows A1 | 3 | 4:29.497 | 15 laps | 2 laps | 92.20 | 1:27.781 | 2 |
| DNF | 30 | S | Mike WRIGLEY | March 711 | 2 | 3:11.282 | 16 laps | 1 lap | 86.60 | 1:32.450 | 2 |
| DNF | 19 | L | Rob AUSTIN | Surtees TS29 | 0 | | | | | | |
| DNF | 27 | F | Paul GRANT | Trojan 103 | 0 | | | | | | |

FASTEST LAP

| | | | | | | | |
|----|---|-----------------------------|---------------|----|----------|-----------|------------|
| 33 | H | Bill COOMBS | Tyrrell 009 | 3 | 1:25.074 | 97.36 mph | 156.69 kph |
| 21 | L | Roger WILLS | Williams FW05 | 11 | 1:25.833 | 96.50 mph | 155.30 kph |
| 10 | F | Manfredo Rossi di MONTELERA | Brabham BT42 | 2 | 1:27.677 | 94.47 mph | 152.04 kph |
| 31 | S | John DELANE | Tyrrell 002 | 17 | 1:30.015 | 92.01 mph | 148.09 kph |
| 44 | C | Simon DIFFEY | Brabham BT24 | 5 | 1:40.247 | 82.62 mph | 132.97 kph |

Car No 17 - Transponder not working - Please check.

Weather / Track : Bright / Dry

These results are provisional until the conclusion of any judicial and technical matters.

Brands Hatch GP

Circuit Length = 2.3009 miles

Start: 14:16 End: 14:43

| | | | |
|-------------------|--|--------------|--|
| Clerk of Course : | | Timekeeper : | |
|-------------------|--|--------------|--|

Grand Prix Masters - Part 1

RACE 1 - LAP CHART

| Lap 1 | | | Lap 2 | | | Lap 3 | | | Lap 4 | | | Lap 5 | | |
|-------|--------|----------|-------|--------|----------|-------|--------|----------|-------|----------|------------|-------|----------|------------|
| No | Behind | Laptime | No | Behind | Laptime | No | Behind | Laptime | No | Behind | Laptime | No | Behind | Laptime |
| 21 | | 1:31.251 | 21 | | 1:25.918 | 21 | | 1:28.081 | 21 | | 1:28.197 | 33 | | 1:25.533 |
| 10 | 1.230 | 1:32.481 | 10 | 2.989 | 1:27.677 | 33 | 0.145 | 1:25.074 | 33 | 0.111 | 1:28.163 | 21 | 2.850 | 1:28.494 |
| 34 | 2.157 | 1:33.408 | 33 | 3.152 | 1:26.249 | 35 | 4.247 | 1:28.194 | 34 | 5.246 | 1:28.472 | 34 | 8.166 | 1:28.564 |
| 35 | 2.271 | 1:33.522 | 35 | 4.134 | 1:27.781 | 34 | 4.971 | 1:28.373 | 16 | 5.337 | 1:26.668 | 16 | 8.229 | 1:28.536 |
| 16 | 2.754 | 1:34.005 | 34 | 4.679 | 1:28.440 | 16 | 6.866 | 1:30.152 | 6 | 9.969 | 1:28.864 | 6 | 11.691 | 1:27.366 |
| 33 | 2.821 | 1:34.072 | 16 | 4.795 | 1:27.959 | 10 | 8.017 | 1:33.109 | 10 | 11.673 | 1:31.853 | 10 | 16.446 | 1:30.417 |
| 6 | 5.447 | 1:36.698 | 6 | 8.182 | 1:28.653 | 6 | 9.302 | 1:29.201 | 17 | 18.464 | 1:32.094 | 17 | 23.724 | 1:30.904 |
| 17 | 6.499 | 1:37.750 | 17 | 9.994 | 1:29.413 | 17 | 14.567 | 1:32.654 | 18 | 19.215 | 1:31.078 | 18 | 24.293 | 1:30.722 |
| 30 | 7.581 | 1:38.832 | 30 | 14.113 | 1:32.450 | 18 | 16.334 | 1:30.210 | 80 | 19.551 | 1:30.716 | 80 | 24.848 | 1:30.941 |
| 18 | 7.806 | 1:39.057 | 18 | 14.205 | 1:32.317 | 80 | 17.032 | 1:30.683 | 7 | 1 LAP | 2:55.462 P | 36 | 39.227 | 1:33.764 |
| 80 | 9.293 | 1:40.544 | 80 | 14.430 | 1:31.055 | 36 | 26.420 | 1:32.943 | 36 | 31.107 | 1:32.884 | 20 | 44.064 | 1:33.124 |
| 3 | 9.471 | 1:40.722 | 36 | 21.558 | 1:34.596 | 20 | 31.729 | 1:33.299 | 20 | 36.584 | 1:33.052 | 84 | 44.490 | 1:31.832 |
| 31 | 12.700 | 1:43.951 | 7 | 26.505 | 1:38.723 | 84 | 33.656 | 1:34.713 | 84 | 38.302 | 1:32.843 | 3 | 46.630 | 1:32.140 |
| 36 | 12.880 | 1:44.131 | 20 | 26.511 | 1:38.523 | 3 | 36.288 | 1:35.268 | 3 | 40.134 | 1:32.043 | 31 | 58.195 | 1:36.076 |
| 7 | 13.700 | 1:44.951 | 84 | 27.024 | 1:35.713 | 31 | 39.267 | 1:38.396 | 31 | 47.763 | 1:36.693 | 7 | 1 LAP | 2:00.028 P |
| 20 | 13.906 | 1:45.157 | 31 | 28.952 | 1:42.170 | 44 | 48.182 | 1:41.099 | 44 | 1:01.805 | 1:41.820 | 44 | 1:16.408 | 1:40.247 |
| 84 | 17.229 | 1:48.480 | 3 | 29.101 | 1:45.548 | | | | | | | | | |
| 44 | 18.396 | 1:49.647 | 44 | 35.164 | 1:42.686 | | | | | | | | | |

Car No 17 - Transponder not working - Please check.

Weather / Track : Bright / Dry

Brands Hatch GP
Circuit Length = 2.3009 miles
Start: 14:16 End: 14:43

Grand Prix Masters - Part 1

RACE 1 - LAP CHART

| Lap 6 | | | Lap 7 | | | Lap 8 | | | Lap 9 | | | Lap 10 | | |
|-------|----------|----------|-------|----------|----------|-------|----------|----------|-------|----------|------------|--------|----------|------------|
| No | Behind | Laptime | No | Behind | Laptime | No | Behind | Laptime | No | Behind | Laptime | No | Behind | Laptime |
| 33 | | 1:25.628 | 33 | | 1:25.760 | 33 | | 1:25.672 | 33 | | 1:25.511 | 33 | | 1:26.506 |
| 21 | 3.792 | 1:26.570 | 21 | 4.444 | 1:26.412 | 21 | 5.824 | 1:27.052 | 7 | 3 LAPS | 3:00.774 P | 31 | 1 LAP | 1:34.308 |
| 16 | 9.109 | 1:26.508 | 44 | 1 LAP | 1:41.788 | 16 | 12.803 | 1:28.116 | 21 | 6.866 | 1:26.553 | 21 | 7.062 | 1:26.702 |
| 34 | 11.600 | 1:29.062 | 16 | 10.359 | 1:27.010 | 34 | 15.967 | 1:28.568 | 16 | 15.385 | 1:28.093 | 16 | 16.422 | 1:27.543 |
| 6 | 13.860 | 1:27.797 | 34 | 13.071 | 1:27.231 | 6 | 19.868 | 1:29.262 | 34 | 17.680 | 1:27.224 | 34 | 18.729 | 1:27.555 |
| 10 | 21.669 | 1:30.851 | 6 | 16.278 | 1:28.178 | 44 | 1 LAP | 1:43.888 | 6 | 21.250 | 1:26.893 | 6 | 21.755 | 1:27.011 |
| 17 | 28.864 | 1:30.768 | 10 | 26.726 | 1:30.817 | 10 | 30.937 | 1:29.883 | 10 | 36.130 | 1:30.704 | 7 | 3 LAPS | 1:53.322 P |
| 18 | 29.250 | 1:30.585 | 17 | 32.565 | 1:29.461 | 17 | 36.374 | 1:29.481 | 17 | 40.488 | 1:29.625 | 10 | 39.623 | 1:29.999 |
| 36 | 47.100 | 1:33.501 | 18 | 33.842 | 1:30.352 | 18 | 37.252 | 1:29.082 | 44 | 1 LAP | 1:41.583 | 17 | 43.200 | 1:29.218 |
| 20 | 51.685 | 1:33.249 | 36 | 51.990 | 1:30.650 | 36 | 57.190 | 1:30.872 | 18 | 41.406 | 1:29.665 | 18 | 44.786 | 1:29.886 |
| 3 | 52.371 | 1:31.369 | 20 | 56.718 | 1:30.793 | 20 | 1:00.859 | 1:29.813 | 36 | 1:02.211 | 1:30.532 | 44 | 1 LAP | 1:42.747 |
| 31 | 1:07.256 | 1:34.689 | 3 | 57.462 | 1:30.851 | 3 | 1:01.929 | 1:30.139 | 20 | 1:05.247 | 1:29.899 | 36 | 1:07.537 | 1:31.832 |
| 7 | 1 LAP | 1:44.696 | 31 | 1:14.844 | 1:33.348 | 31 | 1:21.256 | 1:32.084 | 3 | 1:06.049 | 1:29.631 | 20 | 1:08.741 | 1:30.000 |
| | | | | | | | | | | | | 3 | 1:09.670 | 1:30.127 |

Car No 17 - Transponder not working - Please check.

Weather / Track : Bright / Dry

Brands Hatch GP
Circuit Length = 2.3009 miles
Start: 14:16 End: 14:43

Grand Prix Masters - Part 1

RACE 1 - LAP CHART

| Lap 11 | | | Lap 12 | | | Lap 13 | | | Lap 14 | | | Lap 15 | | |
|--------|----------|----------|--------|----------|----------|--------|----------|----------|--------|----------|----------|--------|----------|----------|
| No | Behind | Laptime | No | Behind | Laptime | No | Behind | Laptime | No | Behind | Laptime | No | Behind | Laptime |
| 33 | | 1:25.877 | 33 | | 1:26.170 | 33 | | 1:26.888 | 33 | | 1:25.893 | 33 | | 1:25.657 |
| 21 | 7.018 | 1:25.833 | 21 | 6.883 | 1:26.035 | 44 | 2 LAPS | 1:40.962 | 21 | 6.679 | 1:26.438 | 3 | 1 LAP | 1:29.400 |
| 31 | 1 LAP | 1:34.963 | 16 | 18.783 | 1:27.211 | 21 | 6.134 | 1:26.139 | 44 | 2 LAPS | 1:41.174 | 21 | 7.038 | 1:26.016 |
| 16 | 17.742 | 1:27.197 | 31 | 1 LAP | 1:33.990 | 16 | 19.517 | 1:27.622 | 16 | 20.935 | 1:27.311 | 16 | 22.231 | 1:26.953 |
| 34 | 20.155 | 1:27.303 | 34 | 21.085 | 1:27.100 | 34 | 22.376 | 1:28.179 | 34 | 23.826 | 1:27.343 | 34 | 26.239 | 1:28.070 |
| 6 | 22.585 | 1:26.707 | 6 | 23.363 | 1:26.948 | 6 | 23.871 | 1:27.396 | 6 | 24.232 | 1:26.254 | 6 | 26.556 | 1:27.981 |
| 10 | 41.819 | 1:28.073 | 10 | 44.094 | 1:28.445 | 31 | 1 LAP | 1:36.144 | 31 | 1 LAP | 1:30.970 | 44 | 2 LAPS | 1:43.256 |
| 7 | 3 LAPS | 1:41.859 | 17 | 49.358 | 1:29.311 | 10 | 45.194 | 1:27.988 | 10 | 48.575 | 1:29.274 | 31 | 1 LAP | 1:30.584 |
| 17 | 46.217 | 1:28.894 | 18 | 51.901 | 1:29.244 | 17 | 51.206 | 1:28.736 | 17 | 54.880 | 1:29.567 | 10 | 52.640 | 1:29.722 |
| 18 | 48.827 | 1:29.918 | 20 | 1:17.854 | 1:30.675 | 18 | 53.978 | 1:28.965 | 18 | 58.545 | 1:30.460 | 17 | 58.856 | 1:29.633 |
| 36 | 1:13.216 | 1:31.556 | 36 | 1:18.540 | 1:31.494 | 20 | 1:20.500 | 1:29.534 | 20 | 1:24.092 | 1:29.485 | 18 | 1:03.565 | 1:30.677 |
| 20 | 1:13.349 | 1:30.485 | 3 | 1:19.439 | 1:31.638 | 36 | 1:21.594 | 1:29.942 | 36 | 1:24.845 | 1:29.144 | | | |
| 3 | 1:13.971 | 1:30.178 | | | | 3 | 1:22.344 | 1:29.793 | | | | | | |
| 44 | 1 LAP | 1:42.783 | | | | | | | | | | | | |

Car No 17 - Transponder not working - Please check.

Weather / Track : Bright / Dry

Brands Hatch GP
Circuit Length = 2.3009 miles
Start: 14:16 End: 14:43

Grand Prix Masters - Part 1

RACE 1 - LAP CHART


| Lap 16 | | | Lap 17 | | | Lap 18 | | |
|--------|----------|----------|--------|----------|----------|--------|----------|----------|
| No | Behind | Laptime | No | Behind | Laptime | No | Behind | Laptime |
| 33 | | 1:27.442 | 33 | | 1:27.731 | 33 | | 1:30.669 |
| 20 | 1 LAP | 1:31.084 | 20 | 1 LAP | 1:29.100 | 20 | 1 LAP | 1:29.139 |
| 36 | 1 LAP | 1:30.811 | 36 | 1 LAP | 1:29.199 | 36 | 1 LAP | 1:29.067 |
| 3 | 1 LAP | 1:30.836 | 21 | 5.878 | 1:27.703 | 21 | 2.661 | 1:27.452 |
| 21 | 5.906 | 1:26.310 | 3 | 1 LAP | 1:30.772 | 3 | 1 LAP | 1:30.194 |
| 16 | 23.886 | 1:29.097 | 34 | 27.967 | 1:28.680 | 34 | 24.908 | 1:27.610 |
| 34 | 27.018 | 1:28.221 | 6 | 28.156 | 1:28.662 | 6 | 25.445 | 1:27.958 |
| 6 | 27.225 | 1:28.111 | 31 | 1 LAP | 1:30.182 | 31 | 1 LAP | 1:30.015 |
| 31 | 1 LAP | 1:30.603 | 10 | 58.946 | 1:31.090 | 10 | 57.071 | 1:28.794 |
| 44 | 2 LAPS | 1:40.288 | 17 | 1:01.888 | 1:28.960 | 17 | 59.207 | 1:27.988 |
| 10 | 55.587 | 1:30.389 | 44 | 2 LAPS | 1:42.435 | 18 | 1:06.932 | 1:30.713 |
| 17 | 1:00.659 | 1:29.245 | 18 | 1:06.888 | 1:28.993 | 44 | 2 LAPS | 1:40.945 |
| 18 | 1:05.626 | 1:29.503 | | | | | | |

Car No 17 - Transponder not working - Please check.

Weather / Track : Bright / Dry

Brands Hatch GP
Circuit Length = 2.3009 miles
Start: 14:16 End: 14:43

Grand Prix Masters - Part 2
RACE 7 - GRID - AMENDED

| | | |
|--|------------------|--------------------------------|
| ROW 10 | 27 Paul GRANT | |
| ROW 9 | 30 Mike WRIGLEY | 19 Rob AUSTIN |
| ROW 8 | 84 James HANSON | 35 Steve ALLEN |
| ROW 7 | 7 Ron MAYDON | 80 Sid HOOLE |
| ROW 6 | 44 Simon DIFFEY | 16 Richard BARBER |
| ROW 5 | 3 Ian SIMMONDS | 31 John DELANE |
| ROW 4 | 20 Rick HALL | 36 Frank LYONS |
| ROW 3 | 17 Richard MEINS | 18 David COPLOWE |
| ROW 2 | 6 Nico BINDELS | 10 Manfredo Rossi di MONTELERA |
| ROW 1 | 33 Bill COOMBS | 21 Roger WILLS |
| Pole | | |
|  | | |

Brands Hatch GP
 Circuit Length = 2.3009 miles

These results are provisional until the conclusion of any judicial and technical matters.

| | | |
|-------------------|--|--------------|
| Clerk of Course : | | Timekeeper : |
| | | |

Grand Prix Masters - Part 2

RACE 7 - CLASSIFICATION

| POS | NO | CL | NAME | ENTRY | LAPS | TIME | GAP | DIFF | MPH | BEST | ON |
|-----|----|----|-----------------------------|----------------|------|-----------|----------|--------|-------|----------|----|
| 1 | 33 | H | Bill COOMBS | Tyrrell 009 | 14 | 20:07.748 | | | 96.01 | 1:24.621 | 6 |
| 2 | 10 | F | Manfredo Rossi di MONTELERA | Brabham BT42 | 14 | 20:19.584 | 11.836 | 11.836 | 95.08 | 1:25.378 | 3 |
| 3 | 6 | H | Nico BINDELS | Lotus 87B | 14 | 20:21.827 | 14.079 | 2.243 | 94.91 | 1:25.421 | 11 |
| 4 | 21 | L | Roger WILLS | Williams FW05 | 14 | 20:24.142 | 16.394 | 2.315 | 94.73 | 1:25.832 | 10 |
| 5 | 16 | L | Richard BARBER | Fittipaldi F5A | 14 | 20:46.803 | 39.055 | 22.661 | 93.00 | 1:25.845 | 11 |
| 6 | 17 | F | Richard MEINS | McLaren M23/4 | 14 | 20:59.317 | 51.569 | 12.514 | 92.08 | 1:28.401 | 5 |
| 7 | 36 | H | Frank LYONS | Osella FA1 | 14 | 21:24.990 | 1:17.242 | 25.673 | 90.24 | 1:29.174 | 11 |
| 8 | 18 | H | David COPLOWE | Lotus 87 | 14 | 21:25.131 | 1:17.383 | 0.141 | 90.23 | 1:28.912 | 11 |
| 9 | 20 | F | Rick HALL | Matra MS120C | 14 | 21:34.336 | 1:26.588 | 9.205 | 89.59 | 1:30.682 | 11 |
| 10 | 31 | S | John DELANE | Tyrrell 002 | 13 | 20:29.211 | 1 lap | 1 lap | 87.60 | 1:30.513 | 13 |
| 11 | 27 | F | Paul GRANT | Trojan 103 | 12 | 21:20.714 | 2 laps | 1 lap | 77.61 | 1:36.665 | 2 |

NOT CLASSIFIED

| | | | | | | | | | | | |
|-----|----|---|--------------|---------------|---|-----------|---------|--------|-------|----------|---|
| DNF | 44 | C | Simon DIFFEY | Brabham BT24 | 6 | 10:14.329 | 8 laps | 6 laps | 80.89 | 1:40.882 | 3 |
| DNF | 3 | H | Ian SIMMONDS | Tyrrell 012 | 5 | 12:24.735 | 9 laps | 1 lap | 55.61 | 1:29.504 | 5 |
| DNF | 7 | S | Ron MAYDON | Matra MS80 | 4 | 6:37.464 | 10 laps | 1 lap | 83.36 | 1:34.559 | 4 |
| DNF | 30 | S | Mike WRIGLEY | March 711 | 3 | 4:49.847 | 11 laps | 1 lap | 85.73 | 1:32.258 | 3 |
| DNF | 84 | F | James HANSON | Williams FW03 | 0 | | | | | | |

FASTEST LAP

| | | | | | | | |
|----|---|-----------------------------|---------------|----|----------|-----------|------------|
| 33 | H | Bill COOMBS | Tyrrell 009 | 6 | 1:24.621 | 97.88 mph | 157.53 kph |
| 10 | F | Manfredo Rossi di MONTELERA | Brabham BT42 | 3 | 1:25.378 | 97.01 mph | 156.13 kph |
| 21 | L | Roger WILLS | Williams FW05 | 10 | 1:25.832 | 96.50 mph | 155.30 kph |
| 31 | S | John DELANE | Tyrrell 002 | 13 | 1:30.513 | 91.51 mph | 147.27 kph |
| 44 | C | Simon DIFFEY | Brabham BT24 | 3 | 1:40.882 | 82.10 mph | 132.13 kph |

Weather / Track : Cloudy / Dry

These results are provisional until the conclusion of any judicial and technical matters.

Brands Hatch GP

Circuit Length = 2.3009 miles

Start: 14:33 End: 14:56

Clerk of Course :

Timekeeper :

Grand Prix Masters - Part 2

RACE 7 - LAP CHART

| Lap 1 | | | Lap 2 | | | Lap 3 | | | Lap 4 | | | Lap 5 | | |
|-------|--------|----------|-------|--------|----------|-------|--------|------------|-------|----------|----------|-------|----------|----------|
| No | Behind | Laptime | No | Behind | Laptime | No | Behind | Laptime | No | Behind | Laptime | No | Behind | Laptime |
| 33 | | 1:31.816 | 33 | | 1:26.101 | 33 | | 1:24.907 | 33 | | 1:25.378 | 33 | | 1:25.274 |
| 10 | 1.061 | 1:32.877 | 10 | 1.387 | 1:26.427 | 10 | 1.858 | 1:25.378 | 10 | 2.986 | 1:26.506 | 10 | 4.645 | 1:26.933 |
| 21 | 2.113 | 1:33.929 | 21 | 3.499 | 1:27.487 | 21 | 5.559 | 1:26.967 | 21 | 7.749 | 1:27.568 | 21 | 8.907 | 1:26.432 |
| 6 | 2.568 | 1:34.384 | 6 | 4.080 | 1:27.613 | 6 | 6.241 | 1:27.068 | 6 | 8.473 | 1:27.610 | 6 | 10.595 | 1:27.396 |
| 17 | 3.950 | 1:35.766 | 17 | 6.694 | 1:28.845 | 17 | 10.339 | 1:28.552 | 17 | 14.189 | 1:29.228 | 17 | 17.316 | 1:28.401 |
| 18 | 5.234 | 1:37.050 | 18 | 9.783 | 1:30.650 | 18 | 16.595 | 1:31.719 | 27 | 1 LAP | 2:44.640 | 16 | 29.363 | 1:30.838 |
| 20 | 7.413 | 1:39.229 | 20 | 14.059 | 1:32.747 | 16 | 20.447 | 1:30.792 | 18 | 23.616 | 1:32.399 | 18 | 32.246 | 1:33.904 |
| 36 | 7.744 | 1:39.560 | 36 | 14.334 | 1:32.691 | 20 | 22.762 | 1:33.610 | 16 | 23.799 | 1:28.730 | 36 | 34.786 | 1:30.296 |
| 16 | 7.913 | 1:39.729 | 16 | 14.562 | 1:32.750 | 3 | 1 LAP | 3:05.043 P | 20 | 29.514 | 1:32.130 | 27 | 1 LAP | 1:41.485 |
| 3 | 8.745 | 1:40.561 | 30 | 19.672 | 1:33.469 | 36 | 23.151 | 1:33.724 | 36 | 29.764 | 1:31.991 | 20 | 37.871 | 1:33.631 |
| 31 | 11.790 | 1:43.606 | 31 | 25.527 | 1:39.838 | 30 | 27.023 | 1:32.258 | 31 | 47.257 | 1:35.691 | 31 | 55.606 | 1:33.623 |
| 30 | 12.304 | 1:44.120 | 27 | 25.746 | 1:36.665 | 31 | 36.944 | 1:36.324 | 7 | 49.262 | 1:34.559 | 44 | 1:18.457 | 1:41.308 |
| 27 | 15.182 | 1:46.998 | 7 | 26.655 | 1:36.411 | 7 | 40.081 | 1:38.333 | 44 | 1:02.423 | 1:41.330 | | | |
| 44 | 15.199 | 1:47.015 | 44 | 30.496 | 1:41.398 | 44 | 46.471 | 1:40.882 | | | | | | |
| 7 | 16.345 | 1:48.161 | | | | | | | | | | | | |

Weather / Track : Cloudy / Dry

Brands Hatch GP
Circuit Length = 2.3009 miles
Start: 14:33 End: 14:56

Grand Prix Masters - Part 2

RACE 7 - LAP CHART

| Lap 6 | | | Lap 7 | | | Lap 8 | | | Lap 9 | | | Lap 10 | | |
|-------|----------|----------|-------|----------|------------|-------|----------|----------|-------|----------|----------|--------|----------|----------|
| No | Behind | Laptime | No | Behind | Laptime | No | Behind | Laptime | No | Behind | Laptime | No | Behind | Laptime |
| 33 | | 1:24.621 | 33 | | 1:25.628 | 33 | | 1:26.311 | 33 | | 1:26.884 | 33 | | 1:27.037 |
| 10 | 7.124 | 1:27.100 | 10 | 9.117 | 1:27.621 | 10 | 10.280 | 1:27.474 | 10 | 9.352 | 1:25.956 | 10 | 8.887 | 1:26.572 |
| 21 | 10.444 | 1:26.158 | 44 | 1 LAP | 1:42.396 | 21 | 12.517 | 1:27.077 | 21 | 12.564 | 1:26.931 | 21 | 11.359 | 1:25.832 |
| 6 | 11.854 | 1:25.880 | 21 | 11.751 | 1:26.935 | 6 | 12.913 | 1:27.142 | 6 | 13.056 | 1:27.027 | 6 | 12.833 | 1:26.814 |
| 17 | 21.342 | 1:28.647 | 6 | 12.082 | 1:25.856 | 17 | 27.522 | 1:29.185 | 17 | 30.500 | 1:29.862 | 27 | 2 LAPS | 1:43.443 |
| 16 | 34.057 | 1:29.315 | 17 | 24.648 | 1:28.934 | 16 | 37.051 | 1:28.249 | 16 | 37.804 | 1:27.637 | 17 | 33.386 | 1:29.923 |
| 3 | 3 LAPS | 4:32.055 | 16 | 35.113 | 1:26.684 | 18 | 52.280 | 1:32.847 | 36 | 56.434 | 1:30.566 | 16 | 37.270 | 1:26.503 |
| 18 | 40.171 | 1:32.546 | 18 | 45.744 | 1:31.201 | 36 | 52.752 | 1:32.325 | 18 | 57.207 | 1:31.811 | 36 | 59.786 | 1:30.389 |
| 36 | 40.860 | 1:30.695 | 36 | 46.738 | 1:31.506 | 3 | 3 LAPS | 1:29.504 | 20 | 1:02.863 | 1:32.043 | 18 | 1:00.351 | 1:30.181 |
| 20 | 45.890 | 1:32.640 | 3 | 3 LAPS | 1:37.572 P | 20 | 57.704 | 1:31.844 | 31 | 1:23.037 | 1:32.275 | 20 | 1:06.649 | 1:30.823 |
| 27 | 1 LAP | 1:42.453 | 20 | 52.171 | 1:31.909 | 31 | 1:17.646 | 1:33.923 | | | | | | |
| 31 | 1:03.522 | 1:32.537 | 27 | 1 LAP | 1:41.009 | 27 | 1 LAP | 1:42.177 | | | | | | |
| | | | 31 | 1:10.034 | 1:32.140 | | | | | | | | | |

Weather / Track : Cloudy / Dry

Brands Hatch GP
Circuit Length = 2.3009 miles
Start: 14:33 End: 14:56

Grand Prix Masters - Part 2

RACE 7 - LAP CHART

| Lap 11 | | | Lap 12 | | | Lap 13 | | | Lap 14 | | |
|--------|----------|----------|--------|----------|----------|--------|----------|----------|--------|----------|----------|
| No | Behind | Laptime | No | Behind | Laptime | No | Behind | Laptime | No | Behind | Laptime |
| 33 | | 1:26.655 | 33 | | 1:25.753 | 33 | | 1:25.945 | 33 | | 1:25.438 |
| 31 | 1 LAP | 1:33.398 | 31 | 1 LAP | 1:31.142 | 10 | 10.059 | 1:26.843 | 10 | 11.836 | 1:27.215 |
| 10 | 8.559 | 1:26.327 | 10 | 9.161 | 1:26.355 | 21 | 12.063 | 1:26.541 | 6 | 14.079 | 1:27.243 |
| 21 | 11.093 | 1:26.389 | 21 | 11.467 | 1:26.127 | 6 | 12.274 | 1:26.475 | 21 | 16.394 | 1:29.769 |
| 6 | 11.599 | 1:25.421 | 6 | 11.744 | 1:25.898 | 31 | 1 LAP | 1:34.201 | 31 | 1 LAP | 1:30.513 |
| 27 | 2 LAPS | 1:41.353 | 16 | 38.217 | 1:27.510 | 16 | 38.250 | 1:25.978 | 16 | 39.055 | 1:26.243 |
| 17 | 36.263 | 1:29.532 | 17 | 42.760 | 1:32.250 | 17 | 46.734 | 1:29.919 | 17 | 51.569 | 1:30.273 |
| 16 | 36.460 | 1:25.845 | 27 | 2 LAPS | 1:39.810 | 27 | 2 LAPS | 1:40.443 | 27 | 2 LAPS | 1:40.238 |
| 36 | 1:02.305 | 1:29.174 | 36 | 1:07.943 | 1:31.391 | 36 | 1:12.076 | 1:30.078 | 36 | 1:17.242 | 1:30.604 |
| 18 | 1:02.608 | 1:28.912 | 18 | 1:08.340 | 1:31.485 | 18 | 1:12.406 | 1:30.011 | 18 | 1:17.383 | 1:30.415 |
| 20 | 1:10.676 | 1:30.682 | 20 | 1:16.027 | 1:31.104 | 20 | 1:21.261 | 1:31.179 | 20 | 1:26.588 | 1:30.765 |

Weather / Track : Cloudy / Dry

Brands Hatch GP
Circuit Length = 2.3009 miles
Start: 14:33 End: 14:56

Grand Prix Masters

RACE 7 - COMBINED RACE CLASSIFICATION

| POS | NO | CL | NAME | ENTRY | TOTAL | | RACE 1 | | RACE 2 | |
|-----|----|----|------------------------------------|----------------|-------|------------------|--------|-----------|--------|-----------|
| | | | | | LAPS | TIME | LAPS | TIME | LAPS | TIME |
| 1 | 33 | H | Bill COOMBS | Tyrrell 009 | 32 | 46:12.243 | 18 | 26:04.495 | 14 | 20:07.748 |
| 2 | 21 | L | Roger WILLS | Williams FW05 | 32 | 46:31.298 | 18 | 26:07.156 | 14 | 20:24.142 |
| 3 | 6 | H | Nico BINDELS | Lotus 87B | 32 | 46:51.767 | 18 | 26:29.940 | 14 | 20:21.827 |
| 4 | 10 | F | Manfredo Rossi di MONTELERA | Brabham BT42 | 32 | 47:21.150 | 18 | 27:01.566 | 14 | 20:19.584 |
| 5 | 17 | F | Richard MEINS | McLaren M23/4 | 32 | 48:03.019 | 18 | 27:03.702 | 14 | 20:59.317 |
| 6 | 18 | H | David COPLOWE | Lotus 87 | 32 | 48:36.558 | 18 | 27:11.427 | 14 | 21:25.131 |
| 7 | 36 | H | Frank LYONS | Osella FA1 | 31 | 47:31.908 | 17 | 26:06.918 | 14 | 21:24.990 |
| 8 | 20 | F | Rick HALL | Matra MS120C | 31 | 47:40.747 | 17 | 26:06.411 | 14 | 21:34.336 |
| 9 | 16 | L | Richard BARBER | Fittipaldi F5A | 30 | 44:16.784 | 16 | 23:29.981 | 14 | 20:46.803 |
| 10 | 31 | S | John DELANE | Tyrrell 002 | 30 | 47:18.377 | 17 | 26:49.166 | 13 | 20:29.211 |
| 11 | 44 | C | Simon DIFFEY | Brabham BT24 | 22 | 37:31.677 | 16 | 27:17.348 | 6 | 10:14.329 |
| 12 | 3 | H | Ian SIMMONDS | Tyrrell 012 | 22 | 38:35.384 | 17 | 26:10.649 | 5 | 12:24.735 |
| 13 | 34 | L | John GRANT | Shadow DN9A | 18 | 26:29.403 | 18 | 26:29.403 | | |
| 14 | 27 | F | Paul GRANT | Trojan 103 | 12 | 21:20.714 | 0 | | 12 | 21:20.714 |
| 15 | 7 | S | Ron MAYDON | Matra MS80 | 12 | 23:17.279 | 8 | 16:39.815 | 4 | 6:37.464 |
| 16 | 80 | H | Sid HOOLE | Lotus 80 | 5 | 7:43.939 | 5 | 7:43.939 | | |
| 17 | 30 | S | Mike WRIGLEY | March 711 | 5 | 8:01.129 | 2 | 3:11.282 | 3 | 4:49.847 |
| 18 | 84 | F | James HANSON | Williams FW03 | 5 | 8:03.581 | 5 | 8:03.581 | 0 | |
| 19 | 35 | H | Steve ALLEN | Arrows A1 | 3 | 4:29.497 | 3 | 4:29.497 | | |
| 20 | 19 | L | Rob AUSTIN | Surtees TS29 | 0 | | 0 | | | |

Weather / Track : Cloudy / Dry

These results are provisional until the conclusion of any judicial and technical matters.

Brands Hatch GP

Circuit Length = 2.3009 miles

Start: 14:33 End: 14:56

Clerk of Course :

Timekeeper :

Sports Racing Masters (inc WSM Bonnier Class)
QUALIFYING - RACE 5 - CLASSIFICATION

| POS | NO | CL | NAME | ENTRY | TIME | ON | LAPS | GAP | DIFF | MPH |
|-----|----|-----|------------------------------|----------------------|-----------------|----|------|---------------|-------|-------|
| 1 | 27 | SRD | Simon HADFIELD | Lola T70 MkII Spyder | 1:37.655 | 7 | 12 | | | 84.82 |
| 2 | 49 | B | SCHRYVER/SCHRYVER | Chevron B6 | 1:38.635 | 7 | 13 | 0.980 | 0.980 | 83.97 |
| 3 | 4 | B | Sandy WATSON | Chevron B8 | 1:38.909 | 7 | 16 | 1.254 | 0.274 | 83.74 |
| 4 | 2 | SRD | WILLS/TWYMAN | McLaren M1B | 1:38.940 | 7 | 14 | 1.285 | 0.031 | 83.71 |
| 5 | 50 | B | KJALLGREN/LITTLEJOHN | Daren Mk2 | 1:39.321 | 10 | 14 | 1.666 | 0.381 | 83.39 |
| 6 | 14 | B | Steve HODGES | Chevron B8 | 1:40.023 | 4 | 13 | 2.368 | 0.702 | 82.81 |
| 7 | 38 | B | Edward LOVETT | Chevron B8 | 1:40.051 | 6 | 18 | 2.396 | 0.028 | 82.78 |
| 8 | 87 | SRD | MONTEVERDE/PEARSON | Lola T70 Spyder | 1:40.304 | 7 | 16 | 2.649 | 0.253 | 82.58 |
| 9 | 44 | SRD | BRONSON/DODKINS | McLaren M1B | 1:40.332 | 6 | 13 | 2.677 | 0.028 | 82.55 |
| 10 | 22 | B | MINSHAW/MINSHAW | Chevron B8 | 1:40.542 | 3 | 10 | 2.887 | 0.210 | 82.38 |
| 11 | 52 | B | SHIPMAN/HALES | Crossle 9S | 1:40.578 | 10 | 17 | 2.923 | 0.036 | 82.35 |
| 12 | 19 | B | INGRAM/CHILES JNR | Chevron B8 | 1:41.808 | 12 | 15 | 4.153 | 1.230 | 81.36 |
| 13 | 61 | B | Joe WARD | Chevron B8 | 1:42.232 | 10 | 13 | 4.577 | 0.424 | 81.02 |
| 14 | 16 | SRB | JOLLY/FARTHING | Cooper T61M | 1:42.339 | 3 | 12 | 4.684 | 0.107 | 80.93 |
| 15 | 66 | B | COTTINGHAM/COTTINGHAM | Chevron B8 | 1:42.901 | 7 | 12 | 5.246 | 0.562 | 80.49 |
| 16 | 70 | SRC | KREMER/KREMER | Elva MK VIII | 1:42.966 | 6 | 14 | 5.311 | 0.065 | 80.44 |
| 17 | 42 | B | Hugh COLEMAN | Chevron B8 | 1:42.973 | 5 | 16 | 5.318 | 0.007 | 80.44 |
| 18 | 45 | B | HAMMOND / SCARBOROUGH | Chevron B8 | 1:42.987 | 7 | 13 | 5.332 | 0.014 | 80.42 |
| 19 | 12 | SRI | Hans HUGENHOLTZ | Ford GT40 | 1:43.715 | 7 | 9 | 6.060 | 0.728 | 79.86 |
| 20 | 37 | B | Brian CASEY | Lenham P69 | 1:43.977 | 2 | 4 | 6.322 | 0.262 | 79.66 |
| 21 | 26 | SRD | Marc DEVIS | Lola T70 MkI | 1:44.204 | 6 | 15 | 6.549 | 0.227 | 79.48 |
| 22 | 7 | SRI | LYNN / CATON | Ford GT40 | 1:44.214 | 4 | 11 | 6.559 | 0.010 | 79.48 |
| 23 | 35 | SRI | WALKER/CLARK | Ford GT Roadster | 1:45.575 | 5 | 14 | 7.920 | 1.361 | 78.45 |
| 24 | 75 | SRA | POCHIOL/HANSON | Merlin MKIII | 1:48.666 | 13 | 13 | 11.011 | 3.091 | 76.22 |
| 25 | 28 | SRA | CLARKSON/WILLIAMS | Lotus 23B | 1:49.409 | 6 | 15 | 11.754 | 0.743 | 75.70 |
| 26 | 89 | SRA | Mark PANGBORN | Lotus 23B | 1:52.066 | 8 | 16 | 14.411 | 2.657 | 73.91 |
| 27 | 57 | SRI | Chris STAHL | Ford GT40 | 1:58.662 | 2 | 2 | 21.007 | 6.596 | 69.80 |

Car No 26 needs a working transponder - Q.12.2.1.

Brands Hatch GP
 Circuit Length = 2.3009 miles
 Start: 11:20 End: 11:51

Weather / Track : Cloudy / Dry

These results are provisional until the conclusion of any judicial and technical matters.

| | | |
|-------------------|--|--------------|
| Clerk of Course : | | Timekeeper : |
|-------------------|--|--------------|

Sports Racing Masters (inc WSM Bonnier Class)

QUALIFYING - RACE 5 - LAP ANALYSIS

| | | | | | | | |
|-----------|--------------------------|------------|---------------------|------|-----------------|------------|---------------------|
| 2 | WILLS/TWYMAN | | SRD McLaren M1B | | | | |
| 1 - | 1:46.747 | + 7.807 | 11:22:30.564 | 8 - | 3:38.587 P | + 1:59.647 | 11:36:20.497 |
| 2 - | 1:43.463 | + 4.523 | 11:24:14.027 | 9 - | 1:44.121 | + 5.181 | 11:38:04.618 |
| 3 - | 1:41.838 | + 2.898 | 11:25:55.865 | 10 - | 1:42.598 | + 3.658 | 11:39:47.216 |
| 4 - | 1:47.347 | + 8.407 | 11:27:43.212 | 11 - | 1:40.801 | + 1.861 | 11:41:28.017 |
| 5 - | 1:40.030 | + 1.090 | 11:29:23.242 | 12 - | 1:40.153 | + 1.213 | 11:43:08.170 |
| 6 - | 1:39.728 | + 0.788 | 11:31:02.970 | 13 - | 1:40.395 | + 1.455 | 11:44:48.565 |
| 7 - | 1:38.940 | | 11:32:41.910 | 14 - | 1:41.182 | + 2.242 | 11:46:29.747 |
| 4 | Sandy WATSON | | B Chevron B8 | | | | |
| 1 - | 1:59.094 | + 20.185 | 11:22:26.262 | 9 - | 1:52.022 | + 13.113 | 11:38:00.060 |
| 2 - | 2:15.516 | + 36.607 | 11:24:41.778 | 10 - | 1:47.273 | + 8.364 | 11:39:47.333 |
| 3 - | 1:45.212 | + 6.303 | 11:26:26.990 | 11 - | 1:45.586 | + 6.677 | 11:41:32.919 |
| 4 - | 1:40.943 | + 2.034 | 11:28:07.933 | 12 - | 1:44.013 | + 5.104 | 11:43:16.932 |
| 5 - | 1:40.103 | + 1.194 | 11:29:48.036 | 13 - | 1:44.989 | + 6.080 | 11:45:01.921 |
| 6 - | 1:40.028 | + 1.119 | 11:31:28.064 | 14 - | 1:46.073 | + 7.164 | 11:46:47.994 |
| 7 - | 1:38.909 | | 11:33:06.973 | 15 - | 1:50.024 | + 11.115 | 11:48:38.018 |
| 8 - | 3:01.065 P | + 1:22.156 | 11:36:08.038 | 16 - | 1:46.063 | + 7.154 | 11:50:24.081 |
| 7 | LYNN / CATON | | SRI Ford GT40 | | | | |
| 1 - | 1:52.139 | + 7.925 | 11:22:48.117 | 7 - | 2:55.641 P | + 1:11.427 | 11:37:41.599 |
| 2 - | 1:47.983 | + 3.769 | 11:24:36.100 | 8 - | 1:49.176 | + 4.962 | 11:39:30.775 |
| 3 - | 1:46.751 | + 2.537 | 11:26:22.851 | 9 - | 2:50.741 P | + 1:06.527 | 11:42:21.516 |
| 4 - | 1:44.214 | | 11:28:07.065 | 10 - | 1:53.005 | + 8.791 | 11:44:14.521 |
| 5 - | 4:47.075 P | + 3:02.861 | 11:32:54.140 | 11 - | 1:51.531 | + 7.317 | 11:46:06.052 |
| 6 - | 1:51.818 | + 7.604 | 11:34:45.958 | | | | |
| 12 | Hans HUGENHOLTZ | | SRI Ford GT40 | | | | |
| 1 - | 2:00.323 | + 16.608 | 11:22:33.599 | 6 - | 1:44.267 | + 0.552 | 11:32:58.577 |
| 2 - | 1:50.792 | + 7.077 | 11:24:24.391 | 7 - | 1:43.715 | | 11:34:42.292 |
| 3 - | 1:44.817 | + 1.102 | 11:26:09.208 | 8 - | 3:34.152 P | + 1:50.437 | 11:38:16.444 |
| 4 - | 3:15.679 P | + 1:31.964 | 11:29:24.887 | 9 - | 1:48.380 | + 4.665 | 11:40:04.824 |
| 5 - | 1:49.423 | + 5.708 | 11:31:14.310 | | | | |
| 14 | Steve HODGES | | B Chevron B8 | | | | |
| 1 - | 1:54.043 | + 14.020 | 11:22:31.717 | 8 - | 1:46.040 | + 6.017 | 11:37:25.828 |
| 2 - | 1:44.420 | + 4.397 | 11:24:16.137 | 9 - | 1:41.973 | + 1.950 | 11:39:07.801 |
| 3 - | 1:40.828 | + 0.805 | 11:25:56.965 | 10 - | 1:42.552 | + 2.529 | 11:40:50.353 |
| 4 - | 1:40.023 | | 11:27:36.988 | 11 - | 1:43.597 | + 3.574 | 11:42:33.950 |
| 5 - | 1:40.393 | + 0.370 | 11:29:17.381 | 12 - | 1:41.197 | + 1.174 | 11:44:15.147 |
| 6 - | 1:40.239 | + 0.216 | 11:30:57.620 | 13 - | 1:44.090 | + 4.067 | 11:45:59.237 |
| 7 - | 4:42.168 P | + 3:02.145 | 11:35:39.788 | | | | |
| 16 | JOLLY/FARTHING | | SRB Cooper T61M | | | | |
| 1 - | 1:57.111 | + 14.772 | 11:22:26.719 | 7 - | 3:20.044 P | + 1:37.705 | 11:34:22.992 |
| 2 - | 1:43.957 | + 1.618 | 11:24:10.676 | 8 - | 1:42.594 | + 0.255 | 11:36:05.586 |
| 3 - | 1:42.339 | | 11:25:53.015 | 9 - | 1:43.086 | + 0.747 | 11:37:48.672 |
| 4 - | 1:42.381 | + 0.042 | 11:27:35.396 | 10 - | 1:43.428 | + 1.089 | 11:39:32.100 |
| 5 - | 1:42.450 | + 0.111 | 11:29:17.846 | 11 - | 1:44.032 | + 1.693 | 11:41:16.132 |
| 6 - | 1:45.102 | + 2.763 | 11:31:02.948 | 12 - | 1:45.384 | + 3.045 | 11:43:01.516 |
| 19 | INGRAM/CHILES JNR | | B Chevron B8 | | | | |
| 1 - | 1:54.537 | + 12.729 | 11:22:17.763 | 9 - | 1:43.097 | + 1.289 | 11:39:44.954 |
| 2 - | 1:44.176 | + 2.368 | 11:24:01.939 | 10 - | 1:42.717 | + 0.909 | 11:41:27.671 |
| 3 - | 1:44.244 | + 2.436 | 11:25:46.183 | 11 - | 1:42.827 | + 1.019 | 11:43:10.498 |
| 4 - | 1:42.587 | + 0.779 | 11:27:28.770 | 12 - | 1:41.808 | | 11:44:52.306 |
| 5 - | 5:20.367 P | + 3:38.559 | 11:32:49.137 | 13 - | 1:43.647 | + 1.839 | 11:46:35.953 |
| 6 - | 1:45.397 | + 3.589 | 11:34:34.534 | 14 - | 1:42.961 | + 1.153 | 11:48:18.914 |
| 7 - | 1:43.731 | + 1.923 | 11:36:18.265 | 15 - | 1:42.719 | + 0.911 | 11:50:01.633 |
| 8 - | 1:43.592 | + 1.784 | 11:38:01.857 | | | | |

Car No 26 needs a working transponder - Q.12.2.1.

Weather / Track : Cloudy / Dry

Brands Hatch GP
Circuit Length = 2.3009 miles
Start: 11:20 End: 11:51

Sports Racing Masters (inc WSM Bonnier Class)

QUALIFYING - RACE 5 - LAP ANALYSIS

| | | | | | | | |
|-----------|--------------------------|------------|--------------------------|------|-----------------|-------------|---------------------|
| 22 | MINSHAW/MINSHAW | | B Chevron B8 | | | | |
| 1 - | 1:47.457 | + 6.915 | 11:22:11.146 | 6 - | 1:42.470 | + 1.928 | 11:32:37.756 |
| 2 - | 1:40.858 | + 0.316 | 11:23:52.004 | 7 - | 1:40.942 | + 0.400 | 11:34:18.698 |
| 3 - | 1:40.542 | | 11:25:32.546 | 8 - | 1:40.740 | + 0.198 | 11:35:59.438 |
| 4 - | 3:37.480 P | + 1:56.938 | 11:29:10.026 | 9 - | 1:41.661 | + 1.119 | 11:37:41.099 |
| 5 - | 1:45.260 | + 4.718 | 11:30:55.286 | 10 - | 1:46.141 | + 5.599 | 11:39:27.240 |
| 26 | Marc DEVIS | | SRD Lola T70 Mkl | | | | |
| 1 - | 2:10.141 | + 25.937 | 11:24:36.404 | 9 - | 1:56.527 | + 12.323 | 11:40:47.667 |
| 2 - | 1:53.587 | + 9.383 | 11:26:29.991 | 10 - | 1:47.859 | + 3.655 | 11:42:35.526 |
| 3 - | 1:46.344 | + 2.140 | 11:28:16.335 | 11 - | 1:46.030 | + 1.826 | 11:44:21.556 |
| 4 - | 1:44.458 | + 0.254 | 11:30:00.793 | 12 - | 1:49.884 | + 5.680 | 11:46:11.440 |
| 5 - | 1:44.269 | + 0.065 | 11:31:45.062 | 13 - | 1:50.618 | + 6.414 | 11:48:02.058 |
| 6 - | 1:44.204 | | 11:33:29.266 | 14 - | 1:50.043 | + 5.839 | 11:49:52.101 |
| 7 - | 1:45.648 | + 1.444 | 11:35:14.914 | 15 - | 1:47.924 | + 3.720 | 11:51:40.025 |
| 8 - | 3:36.226 P | + 1:52.022 | 11:38:51.140 | | | | |
| 27 | Simon HADFIELD | | SRD Lola T70 MkII Spyder | | | | |
| 1 - | 1:46.775 | + 9.120 | 11:22:03.489 | 7 - | 1:37.655 | | 11:33:54.968 |
| 2 - | 1:40.682 | + 3.027 | 11:23:44.171 | 8 - | 1:38.019 | + 0.364 | 11:35:32.987 |
| 3 - | 1:38.917 | + 1.262 | 11:25:23.088 | 9 - | 1:40.223 | + 2.568 | 11:37:13.210 |
| 4 - | 1:39.046 | + 1.391 | 11:27:02.134 | 10 - | 1:37.931 | + 0.276 | 11:38:51.141 |
| 5 - | 3:35.989 P | + 1:58.334 | 11:30:38.123 | 11 - | 1:38.753 | + 1.098 | 11:40:29.894 |
| 6 - | 1:39.190 | + 1.535 | 11:32:17.313 | 12 - | 1:39.055 | + 1.400 | 11:42:08.949 |
| 28 | CLARKSON/WILLIAMS | | SRA Lotus 23B | | | | |
| 1 - | 1:55.544 | + 6.135 | 11:22:17.654 | 9 - | 1:50.467 | + 1.058 | 11:39:10.047 |
| 2 - | 1:51.341 | + 1.932 | 11:24:08.995 | 10 - | 1:50.256 | + 0.847 | 11:41:00.303 |
| 3 - | 1:51.007 | + 1.598 | 11:26:00.002 | 11 - | 1:51.839 | + 2.430 | 11:42:52.142 |
| 4 - | 1:51.805 | + 2.396 | 11:27:51.807 | 12 - | 1:53.146 | + 3.737 | 11:44:45.288 |
| 5 - | 1:49.744 | + 0.335 | 11:29:41.551 | 13 - | 1:54.417 | + 5.008 | 11:46:39.705 |
| 6 - | 1:49.409 | | 11:31:30.960 | 14 - | 1:54.930 | + 5.521 | 11:48:34.635 |
| 7 - | 3:58.599 P | + 2:09.190 | 11:35:29.559 | 15 - | 1:54.729 | + 5.320 | 11:50:29.364 |
| 8 - | 1:50.021 | + 0.612 | 11:37:19.580 | | | | |
| 35 | WALKER/CLARK | | SRI Ford GT Roadster | | | | |
| 1 - | 1:53.410 | + 7.835 | 11:22:08.775 | 8 - | 1:50.452 | + 4.877 | 11:37:16.152 |
| 2 - | 1:47.524 | + 1.949 | 11:23:56.299 | 9 - | 1:47.388 | + 1.813 | 11:39:03.540 |
| 3 - | 1:48.188 | + 2.613 | 11:25:44.487 | 10 - | 1:47.115 | + 1.540 | 11:40:50.655 |
| 4 - | 1:45.874 | + 0.299 | 11:27:30.361 | 11 - | 1:47.563 | + 1.988 | 11:42:38.218 |
| 5 - | 1:45.575 | | 11:29:15.936 | 12 - | 1:46.192 | + 0.617 | 11:44:24.410 |
| 6 - | 1:47.974 | + 2.399 | 11:31:03.910 | 13 - | 1:47.414 | + 1.839 | 11:46:11.824 |
| 7 - | 4:21.790 P | + 2:36.215 | 11:35:25.700 | 14 - | 1:49.352 | + 3.777 | 11:48:01.176 |
| 37 | Brian CASEY | | B Lenham P69 | | | | |
| 1 - | 1:52.755 | + 8.778 | 11:22:35.879 | 3 - | 19:47.665 P | + 18:03.688 | 11:44:07.521 |
| 2 - | 1:43.977 | | 11:24:19.856 | 4 - | 2:27.173 | + 43.196 | 11:46:34.694 |
| 38 | Edward LOVETT | | B Chevron B8 | | | | |
| 1 - | 1:50.850 | + 10.799 | 11:22:08.601 | 10 - | 1:40.811 | + 0.760 | 11:37:20.060 |
| 2 - | 1:44.324 | + 4.273 | 11:23:52.925 | 11 - | 1:41.616 | + 1.565 | 11:39:01.676 |
| 3 - | 1:41.923 | + 1.872 | 11:25:34.848 | 12 - | 1:41.781 | + 1.730 | 11:40:43.457 |
| 4 - | 1:41.508 | + 1.457 | 11:27:16.356 | 13 - | 1:41.002 | + 0.951 | 11:42:24.459 |
| 5 - | 1:40.703 | + 0.652 | 11:28:57.059 | 14 - | 1:42.431 | + 2.380 | 11:44:06.890 |
| 6 - | 1:40.051 | | 11:30:37.110 | 15 - | 1:42.128 | + 2.077 | 11:45:49.018 |
| 7 - | 1:40.982 | + 0.931 | 11:32:18.092 | 16 - | 1:42.610 | + 2.559 | 11:47:31.628 |
| 8 - | 1:40.244 | + 0.193 | 11:33:58.336 | 17 - | 1:44.111 | + 4.060 | 11:49:15.739 |
| 9 - | 1:40.913 | + 0.862 | 11:35:39.249 | 18 - | 1:43.588 | + 3.537 | 11:50:59.327 |
| 42 | Hugh COLEMAN | | B Chevron B8 | | | | |
| 1 - | 2:03.625 | + 20.652 | 11:22:39.570 | 9 - | 1:44.796 | + 1.823 | 11:38:52.015 |
| 2 - | 1:54.603 | + 11.630 | 11:24:34.173 | 10 - | 1:44.404 | + 1.431 | 11:40:36.419 |

Car No 26 needs a working transponder - Q.12.2.1.

Weather / Track : Cloudy / Dry

Brands Hatch GP
Circuit Length = 2.3009 miles
Start: 11:20 End: 11:51

Sports Racing Masters (inc WSM Bonnier Class)

QUALIFYING - RACE 5 - LAP ANALYSIS

| | | | | | | | |
|-----------|------------------------------|------------|---------------------|-----------------|-----------------|------------|---------------------|
| 3 - | 1:48.499 | + 5.526 | 11:26:22.672 | 11 - | 1:45.847 | + 2.874 | 11:42:22.266 |
| 4 - | 1:45.775 | + 2.802 | 11:28:08.447 | 12 - | 1:46.298 | + 3.325 | 11:44:08.564 |
| 5 - | 1:42.973 | | 11:29:51.420 | 13 - | 1:46.862 | + 3.889 | 11:45:55.426 |
| 6 - | 1:43.165 | + 0.192 | 11:31:34.585 | 14 - | 1:45.419 | + 2.446 | 11:47:40.845 |
| 7 - | 3:41.270 P | + 1:58.297 | 11:35:15.855 | 15 - | 1:45.354 | + 2.381 | 11:49:26.199 |
| 8 - | 1:51.364 | + 8.391 | 11:37:07.219 | 16 - | 1:46.045 | + 3.072 | 11:51:12.244 |
| 44 | BRONSON/DODKINS | | | SRD McLaren M1B | | | |
| 1 - | 1:50.812 | + 10.480 | 11:22:15.924 | 8 - | 3:25.912 P | + 1:45.580 | 11:35:52.018 |
| 2 - | 1:44.464 | + 4.132 | 11:24:00.388 | 9 - | 1:46.562 | + 6.230 | 11:37:38.580 |
| 3 - | 1:42.016 | + 1.684 | 11:25:42.404 | 10 - | 1:49.061 | + 8.729 | 11:39:27.641 |
| 4 - | 1:40.675 | + 0.343 | 11:27:23.079 | 11 - | 1:43.749 | + 3.417 | 11:41:11.390 |
| 5 - | 1:40.586 | + 0.254 | 11:29:03.665 | 12 - | 1:42.585 | + 2.253 | 11:42:53.975 |
| 6 - | 1:40.332 | | 11:30:43.997 | 13 - | 1:43.379 | + 3.047 | 11:44:37.354 |
| 7 - | 1:42.109 | + 1.777 | 11:32:26.106 | | | | |
| 45 | HAMMOND / SCARBOROUGH | | | B Chevron B8 | | | |
| 1 - | 1:56.680 | + 13.693 | 11:22:27.303 | 8 - | 1:44.339 | + 1.352 | 11:34:39.930 |
| 2 - | 1:48.655 | + 5.668 | 11:24:15.958 | 9 - | 3:08.913 P | + 1:25.926 | 11:37:48.843 |
| 3 - | 1:44.445 | + 1.458 | 11:26:00.403 | 10 - | 1:46.606 | + 3.619 | 11:39:35.449 |
| 4 - | 1:43.897 | + 0.910 | 11:27:44.300 | 11 - | 1:47.099 | + 4.112 | 11:41:22.548 |
| 5 - | 1:43.747 | + 0.760 | 11:29:28.047 | 12 - | 1:46.533 | + 3.546 | 11:43:09.081 |
| 6 - | 1:44.557 | + 1.570 | 11:31:12.604 | 13 - | 2:08.035 | + 25.048 | 11:45:17.116 |
| 7 - | 1:42.987 | | 11:32:55.591 | | | | |
| 49 | SCHRYVER/SCHRYVER | | | B Chevron B6 | | | |
| 1 - | 1:49.166 | + 10.531 | 11:22:09.858 | 8 - | 3:08.383 P | + 1:29.748 | 11:35:18.515 |
| 2 - | 1:41.868 | + 3.233 | 11:23:51.726 | 9 - | 1:41.898 | + 3.263 | 11:37:00.413 |
| 3 - | 1:41.086 | + 2.451 | 11:25:32.812 | 10 - | 1:41.020 | + 2.385 | 11:38:41.433 |
| 4 - | 1:39.704 | + 1.069 | 11:27:12.516 | 11 - | 1:40.605 | + 1.970 | 11:40:22.038 |
| 5 - | 1:40.156 | + 1.521 | 11:28:52.672 | 12 - | 1:40.966 | + 2.331 | 11:42:03.004 |
| 6 - | 1:38.825 | + 0.190 | 11:30:31.497 | 13 - | 1:40.758 | + 2.123 | 11:43:43.762 |
| 7 - | 1:38.635 | | 11:32:10.132 | | | | |
| 50 | KJALLGREN/LITTLEJOHN | | | B Daren Mk2 | | | |
| 1 - | 1:53.681 | + 14.360 | 11:22:27.920 | 8 - | 3:31.641 P | + 1:52.320 | 11:36:31.104 |
| 2 - | 1:48.717 | + 9.396 | 11:24:16.637 | 9 - | 1:38.609 | + -0.712 | 11:38:09.713 |
| 3 - | 1:44.207 | + 4.886 | 11:26:00.844 | 10 - | 1:39.321 | | 11:39:49.034 |
| 4 - | 1:43.840 | + 4.519 | 11:27:44.684 | 11 - | 1:42.717 | + 3.396 | 11:41:31.751 |
| 5 - | 1:44.774 | + 5.453 | 11:29:29.458 | 12 - | 1:40.813 | + 1.492 | 11:43:12.564 |
| 6 - | 1:45.695 | + 6.374 | 11:31:15.153 | 13 - | 5:28.024 P | + 3:48.703 | 11:48:40.588 |
| 7 - | 1:44.310 | + 4.989 | 11:32:59.463 | 14 - | 1:43.670 | + 4.349 | 11:50:24.258 |
| 52 | SHIPMAN/HALES | | | B Crossle 9S | | | |
| 1 - | 1:55.484 | + 14.906 | 11:22:11.733 | 10 - | 1:40.578 | | 11:39:05.595 |
| 2 - | 1:45.369 | + 4.791 | 11:23:57.102 | 11 - | 1:41.276 | + 0.698 | 11:40:46.871 |
| 3 - | 1:46.142 | + 5.564 | 11:25:43.244 | 12 - | 1:41.015 | + 0.437 | 11:42:27.886 |
| 4 - | 1:42.134 | + 1.556 | 11:27:25.378 | 13 - | 1:41.764 | + 1.186 | 11:44:09.650 |
| 5 - | 1:41.176 | + 0.598 | 11:29:06.554 | 14 - | 1:42.654 | + 2.076 | 11:45:52.304 |
| 6 - | 1:40.908 | + 0.330 | 11:30:47.462 | 15 - | 1:42.312 | + 1.734 | 11:47:34.616 |
| 7 - | 3:05.935 P | + 1:25.357 | 11:33:53.397 | 16 - | 1:42.572 | + 1.994 | 11:49:17.188 |
| 8 - | 1:49.353 | + 8.775 | 11:35:42.750 | 17 - | 1:42.367 | + 1.789 | 11:50:59.555 |
| 9 - | 1:42.267 | + 1.689 | 11:37:25.017 | | | | |
| 57 | Chris STAHL | | | SRI Ford GT40 | | | |
| 1 - | 2:07.791 | + 9.129 | 11:27:05.064 | 2 - | 1:58.662 | | 11:29:03.726 |
| 61 | Joe WARD | | | B Chevron B8 | | | |
| 1 - | 2:00.994 | + 18.762 | 11:22:48.812 | 8 - | 1:46.493 | + 4.261 | 11:38:38.947 |
| 2 - | 1:55.397 | + 13.165 | 11:24:44.209 | 9 - | 1:43.439 | + 1.207 | 11:40:22.386 |
| 3 - | 1:45.273 | + 3.041 | 11:26:29.482 | 10 - | 1:42.232 | | 11:42:04.618 |
| 4 - | 1:42.778 | + 0.546 | 11:28:12.260 | 11 - | 1:56.159 | + 13.927 | 11:44:00.777 |
| 5 - | 2:41.986 P | + 59.754 | 11:30:54.246 | 12 - | 4:27.320 P | + 2:45.088 | 11:48:28.097 |

Car No 26 needs a working transponder - Q.12.2.1.

Weather / Track : Cloudy / Dry

Brands Hatch GP
Circuit Length = 2.3009 miles
Start: 11:20 End: 11:51

Sports Racing Masters (inc WSM Bonnier Class)

QUALIFYING - RACE 5 - LAP ANALYSIS

| | | | | | | | |
|-----------|------------------------------|------------|---------------------|------|-----------------|------------|---------------------|
| 6 - | 1:45.512 | + 3.280 | 11:32:39.758 | 13 - | 1:47.793 | + 5.561 | 11:50:15.890 |
| 7 - | 4:12.696 P | + 2:30.464 | 11:36:52.454 | | | | |
| 66 | COTTINGHAM/COTTINGHAM | | B | | Chevron B8 | | |
| 1 - | 3:11.843 P | + 1:28.942 | 11:24:01.419 | 7 - | 1:42.901 | | 11:34:32.519 |
| 2 - | 1:47.665 | + 4.764 | 11:25:49.084 | 8 - | 1:43.720 | + 0.819 | 11:36:16.239 |
| 3 - | 1:45.920 | + 3.019 | 11:27:35.004 | 9 - | 3:44.925 P | + 2:02.024 | 11:40:01.164 |
| 4 - | 1:46.676 | + 3.775 | 11:29:21.680 | 10 - | 2:02.318 | + 19.417 | 11:42:03.482 |
| 5 - | 1:44.790 | + 1.889 | 11:31:06.470 | 11 - | 3:11.376 P | + 1:28.475 | 11:45:14.858 |
| 6 - | 1:43.148 | + 0.247 | 11:32:49.618 | 12 - | 2:03.414 | + 20.513 | 11:47:18.272 |
| 70 | KREMER/KREMER | | SRC | | Elva MK VIII | | |
| 1 - | 1:57.173 | + 14.207 | 11:22:11.652 | 8 - | 1:44.558 | + 1.592 | 11:34:24.950 |
| 2 - | 1:49.796 | + 6.830 | 11:24:01.448 | 9 - | 1:44.207 | + 1.241 | 11:36:09.157 |
| 3 - | 1:45.623 | + 2.657 | 11:25:47.071 | 10 - | 1:45.818 | + 2.852 | 11:37:54.975 |
| 4 - | 1:43.438 | + 0.472 | 11:27:30.509 | 11 - | 1:45.942 | + 2.976 | 11:39:40.917 |
| 5 - | 1:43.191 | + 0.225 | 11:29:13.700 | 12 - | 3:09.375 P | + 1:26.409 | 11:42:50.292 |
| 6 - | 1:42.966 | | 11:30:56.666 | 13 - | 1:54.645 | + 11.679 | 11:44:44.937 |
| 7 - | 1:43.726 | + 0.760 | 11:32:40.392 | 14 - | 1:49.506 | + 6.540 | 11:46:34.443 |
| 75 | POCHIOL/HANSON | | SRA | | Merlin MKIII | | |
| 1 - | 2:07.559 | + 18.893 | 11:22:26.981 | 8 - | 1:58.432 | + 9.766 | 11:36:38.322 |
| 2 - | 2:01.896 | + 13.230 | 11:24:28.877 | 9 - | 3:52.744 P | + 2:04.078 | 11:40:31.066 |
| 3 - | 2:03.004 | + 14.338 | 11:26:31.881 | 10 - | 1:52.018 | + 3.352 | 11:42:23.084 |
| 4 - | 2:00.471 | + 11.805 | 11:28:32.352 | 11 - | 1:51.973 | + 3.307 | 11:44:15.057 |
| 5 - | 2:03.128 | + 14.462 | 11:30:35.480 | 12 - | 1:50.065 | + 1.399 | 11:46:05.122 |
| 6 - | 2:02.891 | + 14.225 | 11:32:38.371 | 13 - | 1:48.666 | | 11:47:53.788 |
| 7 - | 2:01.519 | + 12.853 | 11:34:39.890 | | | | |
| 87 | MONTEVERDE/PEARSON | | SRD | | Lola T70 Spyder | | |
| 1 - | 1:56.237 | + 15.933 | 11:22:36.133 | 9 - | 1:47.980 | + 7.676 | 11:38:34.851 |
| 2 - | 1:47.329 | + 7.025 | 11:24:23.462 | 10 - | 1:45.345 | + 5.041 | 11:40:20.196 |
| 3 - | 1:41.121 | + 0.817 | 11:26:04.583 | 11 - | 1:45.068 | + 4.764 | 11:42:05.264 |
| 4 - | 1:40.410 | + 0.106 | 11:27:44.993 | 12 - | 1:59.624 | + 19.320 | 11:44:04.888 |
| 5 - | 1:42.282 | + 1.978 | 11:29:27.275 | 13 - | 1:47.811 | + 7.507 | 11:45:52.699 |
| 6 - | 1:43.984 | + 3.680 | 11:31:11.259 | 14 - | 1:46.328 | + 6.024 | 11:47:39.027 |
| 7 - | 1:40.304 | | 11:32:51.563 | 15 - | 1:49.151 | + 8.847 | 11:49:28.178 |
| 8 - | 3:55.308 P | + 2:15.004 | 11:36:46.871 | 16 - | 1:48.500 | + 8.196 | 11:51:16.678 |
| 89 | Mark PANGBORN | | SRA | | Lotus 23B | | |
| 1 - | 2:03.842 | + 11.776 | 11:22:32.208 | 9 - | 1:52.109 | + 0.043 | 11:37:54.529 |
| 2 - | 1:58.961 | + 6.895 | 11:24:31.169 | 10 - | 1:54.355 | + 2.289 | 11:39:48.884 |
| 3 - | 1:59.435 | + 7.369 | 11:26:30.604 | 11 - | 1:52.152 | + 0.086 | 11:41:41.036 |
| 4 - | 1:54.361 | + 2.295 | 11:28:24.965 | 12 - | 1:52.875 | + 0.809 | 11:43:33.911 |
| 5 - | 1:56.044 | + 3.978 | 11:30:21.009 | 13 - | 1:54.342 | + 2.276 | 11:45:28.253 |
| 6 - | 1:54.754 | + 2.688 | 11:32:15.763 | 14 - | 1:56.616 | + 4.550 | 11:47:24.869 |
| 7 - | 1:54.591 | + 2.525 | 11:34:10.354 | 15 - | 2:00.551 | + 8.485 | 11:49:25.420 |
| 8 - | 1:52.066 | | 11:36:02.420 | 16 - | 1:56.667 | + 4.601 | 11:51:22.087 |

Car No 26 needs a working transponder - Q.12.2.1.

Weather / Track : Cloudy / Dry

Brands Hatch GP
Circuit Length = 2.3009 miles
Start: 11:20 End: 11:51

Sports Racing Masters (inc WSM Bonnier Class)

RACE 5 - GRID

| | | |
|--|--|--|
| ROW 14 | 1:58.662 57 Chris STAHL | |
| ROW 13 | 1:49.409 28 CLARKSON/WILLIAMS | 1:52.066 89 Mark PANGBORN |
| ROW 12 | 1:45.575 35 WALKER/CLARK | 1:48.666 75 POCHIOL/HANSON |
| ROW 11 | 1:44.204 26 Marc DEVIS | 1:44.214 7 LYNN / CATON |
| ROW 10 | 1:43.715 12 Hans HUGENHOLTZ | 1:43.977 37 Brian CASEY |
| ROW 9 | 1:42.973 42 Hugh COLEMAN | 1:42.987 45 HAMMOND / SCARBOROUGH |
| ROW 8 | 1:42.901 66 COTTINGHAM/COTTINGHAM | 1:42.966 70 KREMER/KREMER |
| ROW 7 | 1:42.232 61 Joe WARD | 1:42.339 16 JOLLY/FARTHING |
| ROW 6 | 1:40.578 52 SHIPMAN/HALES | 1:41.808 19 INGRAM/CHILES JNR |
| ROW 5 | 1:40.332 44 BRONSON/DODKINS | 1:40.542 22 MINSHAW/MINSHAW |
| ROW 4 | 1:40.051 38 Edward LOVETT | 1:40.304 87 MONTEVERDE/PEARSON |
| ROW 3 | 1:39.321 50 KJALLGREN/LITTLEJOHN | 1:40.023 14 Steve HODGES |
| ROW 2 | 1:38.909 4 Sandy WATSON | 1:38.940 2 WILLS/TWYMAN |
| ROW 1 | 1:37.655 27 Simon HADFIELD | 1:38.635 49 SCHRYVER/SCHRYVER |
| Pole | | |
|  | | |

Brands Hatch GP
Circuit Length = 2.3009 miles

These results are provisional until the conclusion of any judicial and technical matters.

| | | |
|-------------------|--|--------------|
| Clerk of Course : | | Timekeeper : |
|-------------------|--|--------------|

Sports Racing Masters (inc WSM Bonnier Class)

RACE 5 - CLASSIFICATION

| POS | NO | CL | NAME | ENTRY | LAPS | TIME | GAP | DIFF | MPH | BEST | ON |
|-----|----|-----|-----------------------|----------------------|------|-------------|----------|--------|-------|----------|----|
| 1 | 27 | SRD | Simon HADFIELD | Lola T70 MkII Spyder | 33 | 1:01:07.926 | | | 74.52 | 1:37.595 | 21 |
| 2 | 50 | B | KJALLGREN/LITTLEJOHN | Daren Mk2 | 33 | 1:01:12.520 | 4.594 | 4.594 | 74.42 | 1:35.288 | 21 |
| 3 | 2 | SRD | WILLS/TWYMAN | McLaren M1B | 33 | 1:01:13.712 | 5.786 | 1.192 | 74.40 | 1:38.008 | 19 |
| 4 | 4 | B | WATSON / O'CONNELL | Chevron B8 | 33 | 1:01:47.636 | 39.710 | 33.924 | 73.72 | 1:37.138 | 19 |
| 5 | 45 | B | HAMMOND / SCARBOROUGH | Chevron B8 | 33 | 1:02:39.513 | 1:31.587 | 51.877 | 72.70 | 1:40.697 | 29 |
| 6 | 14 | B | Steve HODGES | Chevron B8 | 32 | 1:01:32.136 | 1 lap | 1 lap | 71.79 | 1:41.219 | 20 |
| 7 | 61 | B | Joe WARD | Chevron B8 | 32 | 1:01:40.026 | 1 lap | 7.890 | 71.63 | 1:42.714 | 19 |
| 8 | 70 | SRC | KREMER/KREMER | Elva MK VIII | 32 | 1:01:45.095 | 1 lap | 5.069 | 71.53 | 1:42.098 | 17 |
| 9 | 44 | SRD | BRONSON/DODKINS | McLaren M1B | 32 | 1:01:54.593 | 1 lap | 9.498 | 71.35 | 1:42.410 | 10 |
| 10 | 12 | SRI | Hans HUGENHOLTZ | Ford GT40 | 32 | 1:02:01.225 | 1 lap | 6.632 | 71.22 | 1:42.449 | 31 |
| 11 | 35 | SRI | WALKER/CLARK | Ford GT Roadster | 32 | 1:02:28.962 | 1 lap | 27.737 | 70.70 | 1:44.391 | 15 |
| 12 | 19 | B | INGRAM/CHILES JNR | Chevron B8 | 32 | 1:02:39.857 | 1 lap | 10.895 | 70.49 | 1:40.151 | 17 |
| 13 | 26 | SRD | Marc DEVIS | Lola T70 MkI | 32 | 1:02:42.012 | 1 lap | 2.155 | 70.45 | 1:40.580 | 20 |
| 14 | 75 | SRA | POCHIOL/HANSON | Merlin MKIII | 30 | 1:02:16.222 | 3 laps | 2 laps | 66.50 | 1:47.064 | 30 |
| 15 | 28 | SRA | CLARKSON/WILLIAMS | Lotus 23B | 30 | 1:02:18.697 | 3 laps | 2.475 | 66.46 | 1:49.391 | 29 |
| 16 | 38 | B | Edward LOVETT | Chevron B8 | 27 | 51:45.009 | 6 laps | 3 laps | 72.02 | 1:39.763 | 19 |
| 17 | 16 | SRB | JOLLY/FARTHING | Cooper T61M | 21 | 42:15.699 | 12 laps | 6 laps | 68.59 | 1:41.152 | 17 |

NOT CLASSIFIED

| | | | | | | | | | | | |
|-----|----|-----|-----------------------|-----------------|----|-----------|---------|----------|-------|----------|----|
| DNC | 52 | B | SHIPMAN/HALES | Crossle 9S | 21 | 41:53.687 | 12 laps | | 69.19 | 1:39.099 | 21 |
| DNC | 87 | SRD | MONTEVERDE/PEARSON | Lola T70 Spyder | 21 | 44:15.582 | 12 laps | 2:21.895 | 65.50 | 1:39.785 | 17 |
| DNC | 37 | B | CASEY / CATON | Lenham P69 | 17 | 42:18.853 | 16 laps | 4 laps | 55.46 | 1:40.277 | 10 |
| DNC | 66 | B | COTTINGHAM/COTTINGHAM | Chevron B8 | 14 | 28:48.645 | 19 laps | 3 laps | 67.08 | 1:42.115 | 14 |
| DNC | 42 | B | Hugh COLEMAN | Chevron B8 | 10 | 21:59.433 | 23 laps | 4 laps | 62.77 | 1:43.649 | 9 |
| DNC | 89 | SRA | Mark PANGBORN | Lotus 23B | 6 | 15:05.341 | 27 laps | 4 laps | 54.89 | 2:04.593 | 2 |
| DNC | 7 | SRI | Shaun LYNN | Ford GT40 | 0 | | | | | | |
| DNC | 22 | B | MINSHAW/MINSHAW | Chevron B8 | 0 | | | | | | |
| DNC | 49 | B | SCHRYVER/SCHRYVER | Chevron B6 | 0 | | | | | | |

FASTEST LAP

| | | | | | | | |
|----|-----|----------------------|----------------------|----|----------|-----------|------------|
| 50 | B | KJALLGREN/LITTLEJOHN | Daren Mk2 | 21 | 1:35.288 | 86.92 mph | 139.89 kph |
| 27 | SRD | Simon HADFIELD | Lola T70 MkII Spyder | 21 | 1:37.595 | 84.87 mph | 136.58 kph |
| 16 | SRB | JOLLY/FARTHING | Cooper T61M | 17 | 1:41.152 | 81.88 mph | 131.78 kph |
| 70 | SRC | KREMER/KREMER | Elva MK VIII | 17 | 1:42.098 | 81.12 mph | 130.56 kph |
| 12 | SRI | Hans HUGENHOLTZ | Ford GT40 | 31 | 1:42.449 | 80.85 mph | 130.11 kph |
| 75 | SRA | POCHIOL/HANSON | Merlin MKIII | 30 | 1:47.064 | 77.36 mph | 124.50 kph |

Pace Car deployed Laps 2 - 5 inc.

Weather / Track : Cloudy / Dry

These results are provisional until the conclusion of any judicial and technical matters.

Brands Hatch GP

Circuit Length = 2.3009 miles

Start: 12:08 End: 13:11

| | |
|-------------------|--------------|
| Clerk of Course : | Timekeeper : |
|-------------------|--------------|

Sports Racing Masters (inc WSM Bonnier Class)

RACE 5 - LAP CHART

| Lap 1 | | | Lap 2 | | | Lap 3 | | | Lap 4 | | | Lap 5 | | |
|-------|--------|----------|-------|----------|------------|-------|--------|------------|-------|--------|----------|-------|--------|----------|
| No | Behind | Laptime | No | Behind | Laptime | No | Behind | Laptime | No | Behind | Laptime | No | Behind | Laptime |
| 4 | | 1:42.532 | 4 | | 1:43.875 | 4 | | 3:09.704 | 4 | | 2:56.273 | 4 | | 2:30.886 |
| 2 | 1.207 | 1:43.739 | 2 | 2.661 | 1:45.329 | 2 | 0.650 | 3:07.693 | 2 | 0.904 | 2:56.527 | 2 | 1.281 | 2:31.263 |
| 27 | 1.664 | 1:44.196 | 27 | 3.475 | 1:45.686 | 27 | 1.868 | 3:08.097 | 27 | 1.705 | 2:56.110 | 27 | 1.986 | 2:31.167 |
| 14 | 12.357 | 1:54.889 | 52 | 18.667 | 1:49.505 | 52 | 2.409 | 2:53.446 | 52 | 2.321 | 2:56.185 | 52 | 2.446 | 2:31.011 |
| 38 | 12.720 | 1:55.252 | 14 | 21.846 | 1:53.364 | 14 | 3.259 | 2:51.117 | 14 | 3.157 | 2:56.171 | 14 | 3.068 | 2:30.797 |
| 52 | 13.037 | 1:55.569 | 37 | 22.332 | 1:50.700 | 37 | 4.028 | 2:51.400 | 37 | 3.842 | 2:56.087 | 37 | 3.460 | 2:30.504 |
| 16 | 14.311 | 1:56.843 | 45 | 22.907 | 1:48.883 | 45 | 4.553 | 2:51.350 | 45 | 4.566 | 2:56.286 | 45 | 3.975 | 2:30.295 |
| 37 | 15.507 | 1:58.039 | 16 | 24.938 | 1:54.502 | 16 | 5.399 | 2:50.165 | 16 | 5.432 | 2:56.306 | 16 | 4.614 | 2:30.068 |
| 45 | 17.899 | 2:00.431 | 50 | 30.311 | 1:54.802 | 50 | 6.542 | 2:45.935 | 50 | 6.631 | 2:56.362 | 50 | 5.498 | 2:29.753 |
| 50 | 19.384 | 2:01.916 | 66 | 31.959 | 1:55.814 | 66 | 7.865 | 2:45.610 | 66 | 7.872 | 2:56.280 | 66 | 6.839 | 2:29.853 |
| 66 | 20.020 | 2:02.552 | 44 | 32.489 | 1:54.459 | 44 | 9.176 | 2:46.391 | 44 | 9.366 | 2:56.463 | 44 | 7.668 | 2:29.188 |
| 44 | 21.905 | 2:04.437 | 38 | 33.151 | 2:04.306 | 38 | 9.819 | 2:46.372 | 38 | 9.931 | 2:56.385 | 38 | 7.953 | 2:28.908 |
| 42 | 22.871 | 2:05.403 | 42 | 33.877 | 1:54.881 | 42 | 10.507 | 2:46.334 | 42 | 11.046 | 2:56.812 | 42 | 9.195 | 2:29.035 |
| 35 | 24.638 | 2:07.170 | 35 | 36.175 | 1:55.412 | 35 | 11.368 | 2:44.897 | 35 | 11.518 | 2:56.423 | 35 | 9.311 | 2:28.679 |
| 70 | 33.883 | 2:16.415 | 70 | 45.292 | 1:55.284 | 70 | 12.976 | 2:37.388 | 70 | 12.489 | 2:55.786 | 70 | 10.224 | 2:28.621 |
| 26 | 35.905 | 2:18.437 | 61 | 48.011 | 1:55.767 | 61 | 14.579 | 2:36.272 | 61 | 13.577 | 2:55.271 | 61 | 11.137 | 2:28.446 |
| 61 | 36.119 | 2:18.651 | 87 | 51.745 | 1:57.897 | 26 | 15.678 | 2:32.831 | 87 | 14.351 | 2:54.713 | 87 | 11.752 | 2:28.287 |
| 28 | 37.442 | 2:19.974 | 26 | 52.551 | 2:00.521 | 87 | 15.911 | 2:33.870 | 26 | 14.937 | 2:55.532 | 26 | 12.406 | 2:28.355 |
| 12 | 37.629 | 2:20.161 | 12 | 56.624 | 2:02.870 | 12 | 17.437 | 2:30.517 | 12 | 15.424 | 2:54.260 | 12 | 13.479 | 2:28.941 |
| 87 | 37.723 | 2:20.255 | 28 | 57.735 | 2:04.168 | 28 | 18.034 | 2:30.003 | 28 | 16.728 | 2:54.967 | 28 | 14.683 | 2:28.841 |
| 89 | 40.268 | 2:22.800 | 89 | 1:00.986 | 2:04.593 | 89 | 18.849 | 2:27.567 | 89 | 17.618 | 2:55.042 | 89 | 15.487 | 2:28.755 |
| 75 | 41.740 | 2:24.272 | 75 | 1:11.711 | 2:13.846 | 75 | 20.383 | 2:18.376 | 75 | 18.984 | 2:54.874 | 75 | 17.124 | 2:29.026 |
| | | | 19 | 1 LAP | 5:00.086 P | 19 | 1 LAP | 1:59.902 P | 19 | 1 LAP | 2:52.783 | 19 | 1 LAP | 2:28.517 |

Pace Car deployed Laps 2 - 5 inc.
Weather / Track : Cloudy / Dry

Brands Hatch GP
Circuit Length = 2.3009 miles
Start: 12:08 End: 13:11

Sports Racing Masters (inc WSM Bonnier Class)

RACE 5 - LAP CHART

| Lap 6 | | | Lap 7 | | | Lap 8 | | | Lap 9 | | | Lap 10 | | |
|-------|--------|----------|-------|--------|----------|-------|--------|----------|-------|----------|----------|--------|----------|----------|
| No | Behind | Laptime | No | Behind | Laptime | No | Behind | Laptime | No | Behind | Laptime | No | Behind | Laptime |
| 4 | | 2:47.341 | 4 | | 1:41.654 | 4 | | 1:40.318 | 4 | | 1:39.221 | 4 | | 1:38.787 |
| 2 | 0.390 | 2:46.450 | 2 | 0.548 | 1:41.812 | 27 | 0.798 | 1:40.208 | 27 | 0.493 | 1:38.916 | 27 | 0.709 | 1:39.003 |
| 27 | 1.065 | 2:46.420 | 27 | 0.908 | 1:41.497 | 2 | 1.626 | 1:41.396 | 2 | 3.002 | 1:40.597 | 2 | 5.012 | 1:40.797 |
| 52 | 2.006 | 2:46.901 | 52 | 5.671 | 1:45.319 | 37 | 6.650 | 1:41.253 | 37 | 8.370 | 1:40.941 | 37 | 9.860 | 1:40.277 |
| 14 | 2.549 | 2:46.822 | 37 | 5.715 | 1:44.751 | 52 | 8.292 | 1:42.939 | 52 | 11.418 | 1:42.347 | 52 | 15.974 | 1:43.343 |
| 37 | 2.618 | 2:46.499 | 14 | 6.386 | 1:45.491 | 14 | 8.775 | 1:42.707 | 14 | 12.268 | 1:42.714 | 14 | 16.707 | 1:43.226 |
| 45 | 3.295 | 2:46.661 | 45 | 8.010 | 1:46.369 | 45 | 11.965 | 1:44.273 | 45 | 17.999 | 1:45.255 | 38 | 21.698 | 1:42.173 |
| 16 | 4.064 | 2:46.791 | 66 | 8.740 | 1:45.646 | 66 | 12.104 | 1:43.682 | 66 | 18.167 | 1:45.284 | 45 | 23.005 | 1:43.793 |
| 50 | 4.444 | 2:46.287 | 16 | 9.749 | 1:47.339 | 38 | 13.346 | 1:42.585 | 38 | 18.312 | 1:44.187 | 66 | 23.245 | 1:43.865 |
| 66 | 4.748 | 2:45.250 | 38 | 11.079 | 1:46.031 | 16 | 14.294 | 1:44.863 | 16 | 19.187 | 1:44.114 | 16 | 24.482 | 1:44.082 |
| 44 | 6.296 | 2:45.969 | 44 | 13.163 | 1:48.521 | 44 | 18.303 | 1:45.458 | 44 | 22.085 | 1:43.003 | 44 | 25.708 | 1:42.410 |
| 38 | 6.702 | 2:46.090 | 42 | 14.181 | 1:48.024 | 42 | 18.877 | 1:45.014 | 42 | 23.305 | 1:43.649 | 87 | 26.920 | 1:42.123 |
| 42 | 7.811 | 2:45.957 | 50 | 14.739 | 1:51.949 | 87 | 20.367 | 1:44.037 | 87 | 23.584 | 1:42.438 | 42 | 28.842 | 1:44.324 |
| 35 | 8.355 | 2:46.385 | 35 | 15.882 | 1:49.181 | 35 | 22.395 | 1:46.831 | 70 | 29.760 | 1:46.471 | 70 | 34.293 | 1:43.320 |
| 70 | 9.206 | 2:46.323 | 70 | 16.460 | 1:48.908 | 70 | 22.510 | 1:46.368 | 35 | 29.920 | 1:46.746 | 61 | 35.722 | 1:44.131 |
| 87 | 10.027 | 2:45.616 | 87 | 16.648 | 1:48.275 | 61 | 23.112 | 1:45.931 | 61 | 30.378 | 1:46.487 | 19 | 1 LAP | 1:43.640 |
| 61 | 10.136 | 2:46.340 | 61 | 17.499 | 1:49.017 | 50 | 23.630 | 1:49.209 | 50 | 30.920 | 1:46.511 | 35 | 37.943 | 1:46.810 |
| 26 | 11.769 | 2:46.704 | 12 | 18.597 | 1:47.975 | 12 | 24.449 | 1:46.170 | 19 | 1 LAP | 1:45.288 | 12 | 39.041 | 1:46.119 |
| 12 | 12.276 | 2:46.138 | 19 | 1 LAP | 1:47.498 | 19 | 1 LAP | 1:43.350 | 12 | 31.709 | 1:46.481 | 50 | 40.173 | 1:48.040 |
| 28 | 13.838 | 2:46.496 | 26 | 22.199 | 1:52.084 | 26 | 29.850 | 1:47.969 | 26 | 37.814 | 1:47.185 | 26 | 45.516 | 1:46.489 |
| 89 | 14.730 | 2:46.584 | 28 | 27.235 | 1:55.051 | 28 | 39.494 | 1:52.577 | 28 | 52.735 | 1:52.462 | 28 | 1:05.339 | 1:51.391 |
| 75 | 15.909 | 2:46.126 | 75 | 35.412 | 2:01.157 | 75 | 56.677 | 2:01.583 | 75 | 1:18.749 | 2:01.293 | | | |
| 19 | 1 LAP | 2:45.381 | | | | | | | | | | | | |

Pace Car deployed Laps 2 - 5 inc.
Weather / Track : Cloudy / Dry

Brands Hatch GP
Circuit Length = 2.3009 miles
Start: 12:08 End: 13:11

Sports Racing Masters (inc WSM Bonnier Class)

RACE 5 - LAP CHART

| Lap 11 | | | Lap 12 | | | Lap 13 | | | Lap 14 | | | Lap 15 | | |
|--------|----------|----------|--------|----------|------------|--------|----------|------------|--------|----------|------------|--------|----------|------------|
| No | Behind | Laptime | No | Behind | Laptime | No | Behind | Laptime | No | Behind | Laptime | No | Behind | Laptime |
| 27 | | 1:38.945 | 27 | | 1:39.826 | 27 | | 1:40.156 | 27 | | 1:39.018 | 27 | | 1:38.717 |
| 4 | 0.155 | 1:39.809 | 38 | 1 LAP | 2:57.963 P | 4 | 0.594 | 1:40.344 | 4 | 0.870 | 1:39.294 | 4 | 0.519 | 1:38.366 |
| 75 | 1 LAP | 2:02.101 | 4 | 0.406 | 1:40.077 | 38 | 1 LAP | 1:42.058 P | 28 | 1 LAP | 1:52.179 | 38 | 1 LAP | 1:41.105 |
| 2 | 5.326 | 1:39.968 | 2 | 6.857 | 1:41.357 | 2 | 7.689 | 1:40.988 | 38 | 1 LAP | 1:41.330 | 28 | 1 LAP | 1:51.691 |
| 52 | 19.755 | 1:43.435 | 16 | 1 LAP | 3:13.147 P | 52 | 1 LAP | 3:18.158 P | 2 | 8.453 | 1:39.782 | 87 | 1 LAP | 1:43.637 P |
| 14 | 21.589 | 1:44.536 | 75 | 1 LAP | 2:00.296 | 16 | 1 LAP | 1:46.816 P | 87 | 1 LAP | 3:07.788 P | 52 | 1 LAP | 1:40.904 |
| 45 | 27.230 | 1:43.879 | 14 | 26.717 | 1:44.954 | 14 | 30.335 | 1:43.774 | 52 | 1 LAP | 1:44.787 P | 16 | 1 LAP | 1:42.368 |
| 66 | 27.282 | 1:43.691 | 50 | 1 LAP | 3:10.698 P | 50 | 1 LAP | 1:40.436 P | 16 | 1 LAP | 1:44.074 | 50 | 1 LAP | 1:40.675 |
| 87 | 29.410 | 1:42.144 | 45 | 31.682 | 1:44.278 | 45 | 35.795 | 1:44.269 | 50 | 1 LAP | 1:39.406 | 14 | 1 LAP | 3:22.589 P |
| 44 | 30.192 | 1:44.138 | 87 | 31.768 | 1:42.184 | 66 | 36.303 | 1:43.456 | 61 | 1 LAP | 3:10.065 P | 19 | 2 LAPS | 3:11.331 P |
| 70 | 38.527 | 1:43.888 | 66 | 33.003 | 1:45.547 | 44 | 38.915 | 1:44.455 | 66 | 39.400 | 1:42.115 | 61 | 1 LAP | 1:44.338 P |
| 19 | 1 LAP | 1:42.880 | 44 | 34.616 | 1:44.250 | 75 | 1 LAP | 1:59.483 | 45 | 39.875 | 1:43.098 | 45 | 43.538 | 1:42.380 |
| 61 | 40.523 | 1:44.455 | 70 | 41.816 | 1:43.115 | 70 | 44.464 | 1:42.804 | 44 | 43.728 | 1:43.831 | 44 | 48.081 | 1:43.070 |
| 35 | 42.987 | 1:44.698 | 19 | 1 LAP | 1:42.813 | 19 | 1 LAP | 1:43.096 | 70 | 51.355 | 1:45.909 | 75 | 2 LAPS | 3:30.062 P |
| 12 | 43.698 | 1:44.311 | 61 | 45.397 | 1:44.700 | 35 | 52.091 | 1:44.541 | 35 | 57.621 | 1:44.548 | 70 | 56.102 | 1:43.464 |
| 26 | 52.967 | 1:47.105 | 35 | 47.706 | 1:44.545 | 12 | 52.391 | 1:44.343 | 12 | 58.516 | 1:45.143 | 35 | 1:03.295 | 1:44.391 |
| 28 | 1:17.424 | 1:51.739 | 12 | 48.204 | 1:44.332 | 26 | 1:03.678 | 1:44.606 | 26 | 1:07.241 | 1:42.581 | 12 | 1:03.647 | 1:43.848 |
| | | | 26 | 59.228 | 1:46.087 | | | | | | | 37 | 4 LAPS | 9:34.912 P |
| | | | 28 | 1:29.324 | 1:51.726 | | | | | | | | | |

Pace Car deployed Laps 2 - 5 inc.
Weather / Track : Cloudy / Dry

Brands Hatch GP
Circuit Length = 2.3009 miles
Start: 12:08 End: 13:11

Sports Racing Masters (inc WSM Bonnier Class)

RACE 5 - LAP CHART

| Lap 16 | | | Lap 17 | | | Lap 18 | | | Lap 19 | | | Lap 20 | | |
|--------|----------|------------|--------|----------|------------|--------|----------|------------|--------|----------|------------|--------|----------|------------|
| No | Behind | Laptime | No | Behind | Laptime | No | Behind | Laptime | No | Behind | Laptime | No | Behind | Laptime |
| 27 | | 1:39.129 | 4 | | 1:39.261 | 4 | | 1:37.370 | 4 | | 1:37.138 | 27 | | 1:39.168 |
| 4 | 0.440 | 1:39.050 | 2 | 1 LAP | 1:41.114 P | 2 | 1 LAP | 1:39.440 | 2 | 1 LAP | 1:39.041 | 35 | 1 LAP | 1:45.178 |
| 2 | 1 LAP | 3:09.842 P | 37 | 5 LAPS | 1:55.638 P | 38 | 1 LAP | 1:41.305 | 38 | 1 LAP | 1:40.283 | 4 | 4.212 | 3:08.414 P |
| 38 | 1 LAP | 1:41.220 | 38 | 1 LAP | 1:41.051 | 37 | 5 LAPS | 1:50.808 | 37 | 5 LAPS | 1:48.839 | 2 | 17.754 | 1:38.113 |
| 87 | 1 LAP | 1:40.966 | 28 | 2 LAPS | 3:18.429 P | 87 | 1 LAP | 1:39.785 | 50 | 1 LAP | 1:38.778 | 38 | 33.250 | 1:40.385 |
| 52 | 1 LAP | 1:41.285 | 87 | 1 LAP | 1:41.005 | 28 | 2 LAPS | 1:53.576 P | 52 | 1 LAP | 1:39.328 | 50 | 42.338 | 1:35.629 |
| 50 | 1 LAP | 1:37.841 | 50 | 1 LAP | 1:36.419 | 52 | 1 LAP | 1:40.127 | 75 | 3 LAPS | 2:32.792 P | 52 | 49.086 | 1:39.463 |
| 16 | 1 LAP | 1:42.243 | 52 | 1 LAP | 1:41.244 | 50 | 1 LAP | 1:40.546 | 45 | 1 LAP | 3:08.507 P | 37 | 4 LAPS | 1:47.508 |
| 14 | 1 LAP | 1:42.255 P | 16 | 1 LAP | 1:42.123 | 16 | 1 LAP | 1:41.152 | 28 | 2 LAPS | 1:52.569 | 45 | 1:03.711 | 1:43.223 |
| 19 | 2 LAPS | 1:43.544 P | 14 | 1 LAP | 1:41.333 | 14 | 1 LAP | 1:42.752 | 16 | 1 LAP | 1:41.358 | 16 | 1:07.870 | 1:41.916 |
| 61 | 1 LAP | 1:42.869 | 19 | 2 LAPS | 1:41.626 | 19 | 2 LAPS | 1:41.392 | 19 | 2 LAPS | 1:40.151 | 75 | 2 LAPS | 1:48.079 |
| 45 | 46.099 | 1:41.690 | 45 | 48.192 | 1:41.794 | 44 | 1 LAP | 3:16.543 P | 44 | 1 LAP | 1:45.805 P | 19 | 1 LAP | 1:40.682 |
| 44 | 51.879 | 1:42.927 | 61 | 1 LAP | 1:43.260 | 61 | 1 LAP | 1:43.149 | 61 | 1 LAP | 1:43.401 | 44 | 1:21.735 | 1:43.085 |
| 26 | 1 LAP | 3:07.535 P | 26 | 1 LAP | 1:43.602 P | 26 | 1 LAP | 1:41.956 | 70 | 1 LAP | 3:15.488 P | 28 | 1 LAP | 1:50.386 |
| 70 | 59.752 | 1:42.779 | 35 | 1 LAP | 3:17.542 P | 12 | 1 LAP | 3:13.917 P | 26 | 1 LAP | 1:40.818 | 61 | 1:22.906 | 1:43.144 |
| 75 | 2 LAPS | 1:52.714 P | 70 | 1:02.149 | 1:42.098 | 35 | 1 LAP | 1:47.767 P | 12 | 1 LAP | 1:43.654 P | 70 | 1:24.258 | 1:42.622 |
| 12 | 1:09.531 | 1:45.013 | 75 | 2 LAPS | 1:50.568 | 27 | 1:23.891 | 1:37.686 P | 14 | 1 LAP | 2:07.222 P | 26 | 1:26.291 | 1:40.580 |
| | | | 27 | 1:23.575 | 3:03.276 P | | | | 35 | 1 LAP | 1:45.394 | 87 | 1 LAP | 1:39.633 P |
| | | | | | | | | | 27 | 1:25.034 | 1:38.281 | 14 | 1:33.384 | 1:41.219 |
| | | | | | | | | | 2 | 1:43.843 | 1:38.008 | 12 | 1:34.486 | 1:43.029 |
| | | | | | | | | | 38 | 1:57.067 | 1:39.763 | | | |
| | | | | | | | | | 50 | 2:10.911 | 1:36.648 | | | |
| | | | | | | | | | 52 | 2:13.825 | 1:39.292 | | | |
| | | | | | | | | | 37 | 4 LAPS | 1:47.899 | | | |
| | | | | | | | | | 45 | 2:24.690 | 1:42.499 P | | | |
| | | | | | | | | | 75 | 2 LAPS | 1:48.043 P | | | |

Pace Car deployed Laps 2 - 5 inc.
Weather / Track : Cloudy / Dry

Brands Hatch GP
Circuit Length = 2.3009 miles
Start: 12:08 End: 13:11

Sports Racing Masters (inc WSM Bonnier Class)

RACE 5 - LAP CHART

| Lap 21 | | | Lap 22 | | | Lap 23 | | | Lap 24 | | | Lap 25 | | |
|--------|----------|------------|--------|----------|----------|--------|----------|----------|--------|----------|----------|--------|----------|----------|
| No | Behind | Laptime | No | Behind | Laptime | No | Behind | Laptime | No | Behind | Laptime | No | Behind | Laptime |
| 27 | | 1:37.595 | 27 | | 1:39.276 | 27 | | 1:40.726 | 27 | | 1:41.521 | 27 | | 1:41.639 |
| 35 | 1 LAP | 1:44.752 | 28 | 2 LAPS | 1:54.682 | 14 | 1 LAP | 1:41.666 | 14 | 1 LAP | 1:44.252 | 61 | 1 LAP | 1:46.113 |
| 4 | 12.481 | 1:45.864 P | 12 | 1 LAP | 1:43.691 | 12 | 1 LAP | 1:47.531 | 12 | 1 LAP | 1:46.996 | 26 | 1 LAP | 1:45.977 |
| 2 | 19.312 | 1:39.153 | 35 | 1 LAP | 1:45.090 | 28 | 2 LAPS | 1:52.807 | 4 | 18.989 | 1:43.195 | 14 | 1 LAP | 1:41.897 |
| 38 | 35.899 | 1:40.244 | 4 | 15.313 | 1:42.108 | 4 | 17.315 | 1:42.728 | 2 | 19.014 | 1:40.138 | 75 | 3 LAPS | 1:51.727 |
| 50 | 40.031 | 1:35.288 | 2 | 19.877 | 1:39.841 | 2 | 20.397 | 1:41.246 | 28 | 2 LAPS | 1:53.292 | 70 | 1 LAP | 1:54.811 |
| 52 | 50.590 | 1:39.099 | 38 | 36.494 | 1:39.871 | 35 | 1 LAP | 1:48.784 | 50 | 28.140 | 1:37.060 | 44 | 1 LAP | 1:58.322 |
| 45 | 1:08.903 | 1:42.787 | 50 | 36.648 | 1:35.893 | 50 | 32.601 | 1:36.679 | 35 | 1 LAP | 1:48.301 | 2 | 16.772 | 1:39.397 |
| 16 | 1:12.602 | 1:42.327 | 45 | 1:12.608 | 1:42.981 | 38 | 36.375 | 1:40.607 | 38 | 36.086 | 1:41.232 | 12 | 1 LAP | 1:45.238 |
| 19 | 1 LAP | 1:42.195 | 19 | 1 LAP | 1:43.468 | 45 | 1:16.985 | 1:45.103 | 45 | 1:19.406 | 1:43.942 | 4 | 19.203 | 1:41.853 |
| 37 | 4 LAPS | 1:52.798 | 75 | 2 LAPS | 1:49.067 | 19 | 1 LAP | 1:43.806 | 19 | 1 LAP | 1:42.380 | 50 | 23.423 | 1:36.922 |
| 75 | 2 LAPS | 1:47.859 | 44 | 1:32.338 | 1:43.846 | 44 | 1:37.229 | 1:45.617 | | | | 35 | 1 LAP | 1:46.411 |
| 44 | 1:27.768 | 1:43.628 | 87 | 1 LAP | 1:42.903 | 75 | 2 LAPS | 1:48.737 | | | | 28 | 2 LAPS | 1:51.754 |
| 61 | 1:28.795 | 1:43.484 | 70 | 1:33.960 | 1:44.022 | 70 | 1:38.021 | 1:44.787 | | | | 38 | 35.880 | 1:41.433 |
| 70 | 1:29.214 | 1:42.551 | 61 | 1:34.127 | 1:44.608 | 61 | 1:38.598 | 1:45.197 | | | | 45 | 1:21.119 | 1:43.352 |
| 87 | 1 LAP | 1:40.087 | 26 | 1:36.350 | 1:44.735 | 26 | 1:39.383 | 1:43.759 | | | | 19 | 1 LAP | 1:41.344 |
| 26 | 1:30.891 | 1:42.195 | | | | | | | | | | | | |
| 14 | 1:38.341 | 1:42.552 | | | | | | | | | | | | |

Pace Car deployed Laps 2 - 5 inc.
Weather / Track : Cloudy / Dry

Brands Hatch GP
Circuit Length = 2.3009 miles
Start: 12:08 End: 13:11

Sports Racing Masters (inc WSM Bonnier Class)

RACE 5 - LAP CHART

| Lap 26 | | | Lap 27 | | | Lap 28 | | | Lap 29 | | | Lap 30 | | |
|--------|----------|----------|--------|----------|----------|--------|----------|------------|--------|----------|------------|--------|----------|----------|
| No | Behind | Laptime | No | Behind | Laptime | No | Behind | Laptime | No | Behind | Laptime | No | Behind | Laptime |
| 27 | | 1:40.639 | 27 | | 1:40.868 | 27 | | 1:40.160 | 27 | | 1:40.056 | 27 | | 1:40.033 |
| 61 | 1 LAP | 1:43.746 | 14 | 1 LAP | 1:44.225 | 28 | 3 LAPS | 2:44.395 P | 2 | 12.729 | 1:38.661 | 2 | 10.870 | 1:38.174 |
| 14 | 1 LAP | 1:42.552 | 26 | 1 LAP | 1:43.928 | 14 | 1 LAP | 1:41.955 | 14 | 1 LAP | 1:42.834 | 50 | 11.623 | 1:38.137 |
| 26 | 1 LAP | 1:44.432 | 61 | 1 LAP | 1:49.474 | 26 | 1 LAP | 1:44.534 | 50 | 13.519 | 1:38.552 | 14 | 1 LAP | 1:43.879 |
| 70 | 1 LAP | 1:43.689 | 2 | 14.838 | 1:39.352 | 2 | 14.124 | 1:39.446 | 26 | 1 LAP | 1:43.632 | 26 | 1 LAP | 1:42.562 |
| 75 | 3 LAPS | 1:47.615 | 70 | 1 LAP | 1:43.895 | 50 | 15.023 | 1:36.497 | 61 | 1 LAP | 1:43.107 | 61 | 1 LAP | 1:43.161 |
| 2 | 16.354 | 1:40.221 | 50 | 18.686 | 1:38.612 | 61 | 1 LAP | 1:43.414 | 70 | 1 LAP | 1:42.961 | 70 | 1 LAP | 1:43.419 |
| 44 | 1 LAP | 1:46.318 | 75 | 3 LAPS | 1:48.122 | 70 | 1 LAP | 1:43.078 | 28 | 3 LAPS | 1:56.971 P | 4 | 30.682 | 1:41.725 |
| 50 | 20.942 | 1:38.158 | 44 | 1 LAP | 1:45.466 | 44 | 1 LAP | 1:44.595 | 4 | 28.990 | 1:41.849 | 44 | 1 LAP | 1:43.466 |
| 4 | 21.889 | 1:43.325 | 4 | 23.325 | 1:42.304 | 4 | 27.197 | 1:44.032 | 44 | 1 LAP | 1:44.864 | 12 | 1 LAP | 1:43.230 |
| 12 | 1 LAP | 1:46.654 | 12 | 1 LAP | 1:43.004 | 12 | 1 LAP | 1:43.785 | 12 | 1 LAP | 1:43.497 | 28 | 3 LAPS | 1:52.782 |
| 38 | 37.361 | 1:42.120 | 38 | 37.243 | 1:40.750 | 75 | 3 LAPS | 1:50.857 | 75 | 3 LAPS | 1:47.687 | 75 | 3 LAPS | 1:47.597 |
| 35 | 1 LAP | 1:47.073 | 35 | 1 LAP | 1:47.001 | 35 | 1 LAP | 1:47.325 | 35 | 1 LAP | 1:45.988 | 35 | 1 LAP | 1:45.105 |
| 28 | 2 LAPS | 1:52.648 | 19 | 1 LAP | 1:40.545 | 19 | 1 LAP | 1:40.654 | 19 | 1 LAP | 1:41.189 | 45 | 1:27.795 | 1:41.133 |
| 45 | 1:23.854 | 1:43.374 | 45 | 1:24.725 | 1:41.739 | 45 | 1:26.054 | 1:41.489 | 45 | 1:26.695 | 1:40.697 | 19 | 1 LAP | 1:42.957 |
| 19 | 1 LAP | 1:42.374 | | | | | | | | | | | | |

Pace Car deployed Laps 2 - 5 inc.
Weather / Track : Cloudy / Dry

Brands Hatch GP
Circuit Length = 2.3009 miles
Start: 12:08 End: 13:11

Sports Racing Masters (inc WSM Bonnier Class)

RACE 5 - LAP CHART

| Lap 31 | | | Lap 32 | | | Lap 33 | | |
|--------|----------|----------|--------|----------|----------|--------|----------|----------|
| No | Behind | Laptime | No | Behind | Laptime | No | Behind | Laptime |
| 27 | | 1:39.188 | 27 | | 1:39.811 | 27 | | 1:40.912 |
| 2 | 9.850 | 1:38.168 | 2 | 8.405 | 1:38.366 | 50 | 4.594 | 1:36.328 |
| 50 | 10.519 | 1:38.084 | 50 | 9.178 | 1:38.470 | 2 | 5.786 | 1:38.293 |
| 14 | 1 LAP | 1:41.830 | 14 | 1 LAP | 1:42.511 | 14 | 1 LAP | 1:43.097 |
| 61 | 1 LAP | 1:43.361 | 61 | 1 LAP | 1:42.930 | 61 | 1 LAP | 1:43.023 |
| 70 | 1 LAP | 1:45.146 | 70 | 1 LAP | 1:43.290 | 70 | 1 LAP | 1:43.686 |
| 4 | 36.226 | 1:44.732 | 4 | 39.399 | 1:42.984 | 4 | 39.710 | 1:41.223 |
| 44 | 1 LAP | 1:44.468 | 44 | 1 LAP | 1:43.025 | 44 | 1 LAP | 1:43.741 |
| 12 | 1 LAP | 1:45.446 | 12 | 1 LAP | 1:42.449 | 12 | 1 LAP | 1:49.716 |
| 28 | 3 LAPS | 1:52.139 | 28 | 3 LAPS | 1:49.391 | 75 | 3 LAPS | 1:47.064 |
| 75 | 3 LAPS | 1:47.533 | 75 | 3 LAPS | 1:47.666 | 28 | 3 LAPS | 1:49.687 |
| 35 | 1 LAP | 1:45.558 | 35 | 1 LAP | 1:44.982 | 35 | 1 LAP | 1:45.454 |
| 26 | 1 LAP | 2:45.118 | 26 | 1 LAP | 1:44.549 | 45 | 1:31.587 | 1:41.219 |
| 45 | 1:30.070 | 1:41.463 | 45 | 1:31.280 | 1:41.021 | 19 | 1 LAP | 1:41.125 |
| 19 | 1 LAP | 1:41.228 | 19 | 1 LAP | 1:41.009 | 26 | 1 LAP | 1:44.798 |

Pace Car deployed Laps 2 - 5 inc.
Weather / Track : Cloudy / Dry

Brands Hatch GP
Circuit Length = 2.3009 miles
Start: 12:08 End: 13:11

World Sportscar Masters

QUALIFYING - RACE 2 - CLASSIFICATION - AMENDED

| POS | NO | CL | NAME | ENTRY | TIME | ON | LAPS | GAP | DIFF | MPH |
|-----|----|----|-----------------------------|--------------------|-----------------|----|------|---------------|-------|-------|
| 1 | 14 | R | Oliver BRYANT | Lola T70 Mk3b | 1:31.455 | 15 | 15 | | | 90.57 |
| 2 | 40 | M | Richard EVANS | Abarth PA01 | 1:32.389 | 11 | 12 | 0.934 | 0.934 | 89.65 |
| 3 | 2 | R | Roger WILLS | McLaren M1C | 1:33.060 | 8 | 10 | 1.605 | 0.671 | 89.00 |
| 4 | 33 | R | Jon MINSHAW | Lola T70 Mk3b | 1:33.948 | 8 | 11 | 2.493 | 0.888 | 88.16 |
| 5 | 6 | R | Leo VOYAZIDES | Lola T70 Mk3b | 1:33.961 | 13 | 15 | 2.506 | 0.013 | 88.15 |
| 6 | 17 | R | Richard MEINS | Lola T70 Mk3b | 1:34.939 | 13 | 13 | 3.484 | 0.978 | 87.24 |
| 7 | 5 | R | David HART | Ferrari 512 M | 1:35.554 | 7 | 13 | 4.099 | 0.615 | 86.68 |
| 8 | 58 | R | Shaun LYNN | Lola T70 Mk3b | 1:35.640 | 10 | 10 | 4.185 | 0.086 | 86.60 |
| 9 | 81 | R | BEIGHTON/FINNEMORE | Lola T70 Mk3b | 1:36.035 | 13 | 13 | 4.580 | 0.395 | 86.25 |
| 10 | 18 | M | Bob HOUGHTON | Lola T210 | 1:38.098 | 11 | 15 | 6.643 | 2.063 | 84.43 |
| 11 | 85 | S | Andrew MIDDLETON | Taydec Mk3 | 1:39.193 | 11 | 11 | 7.738 | 1.095 | 83.50 |
| 12 | 45 | R | David COPLOWE | Lola T70 Mk3b (C) | 1:39.760 | 10 | 12 | 8.305 | 0.567 | 83.03 |
| 13 | 21 | R | Steve TANDY | Lola T70 Mk3b (C) | 1:40.010 | 3 | 3 | 8.555 | 0.250 | 82.82 |
| 14 | 51 | S | Tim COUSINS | Chevron B23 | 1:40.413 | 9 | 11 | 8.958 | 0.403 | 82.49 |
| 15 | 25 | S | Roberto FARNETI | Chevron B16 (C) | 1:40.641 | 6 | 11 | 9.186 | 0.228 | 82.30 |
| 16 | 77 | R | Justin MAEERS | Lola T70 Mk3b | 1:41.192 | 10 | 13 | 9.737 | 0.551 | 81.85 |
| 17 | 72 | S | Jamie BOOT | Chevron B16 | 1:43.256 | 14 | 14 | 11.801 | 2.064 | 80.21 |
| 18 | 75 | S | Martin ANGLE | Chevron B16 | 1:45.348 | 7 | 7 | 13.893 | 2.092 | 78.62 |
| 19 | 12 | P | HALLFORD/CRUDGINGTON | Chevrolet Corvette | 1:46.805 | 8 | 9 | 15.350 | 1.457 | 77.55 |
| 20 | 44 | M | Roderick SMITH | Lola T290 | 1:48.081 | 3 | 8 | 16.626 | 1.276 | 76.63 |
| 21 | 74 | P | Paul HOWELLS | Porsche 911 RSR | 1:48.587 | 9 | 10 | 17.132 | 0.506 | 76.28 |
| 22 | 23 | M | Stephen DOYLE | Lola T212 | 1:49.171 | 2 | 2 | 17.716 | 0.584 | 75.87 |
| 23 | 86 | P | Jeremy COOKE | Porsche 911 RSR | 1:52.462 | 10 | 10 | 21.007 | 3.291 | 73.65 |
| 24 | 60 | P | David BETTS | Porsche 911 RSR | 1:54.033 | 7 | 7 | 22.578 | 1.571 | 72.63 |

Car No 81 - Fastest Qualifying Lap disallowed - Q 15.1 (eff) Yellow Flag

Car no 12 needs a working transponder - Q.12.2.1.

Weather / Track : Cloudy / Dry

These results are provisional until the conclusion of any judicial and technical matters.

Brands Hatch GP

Circuit Length = 2.3009 miles

Start: 11:58 End: 12:24

| | | |
|-------------------|--|--------------|
| Clerk of Course : | | Timekeeper : |
|-------------------|--|--------------|

World Sportscar Masters

QUALIFYING - RACE 2 - LAP ANALYSIS

| | | | | | | | |
|-----------|-----------------------------|------------|----------------------|------|-----------------|------------|---------------------|
| 2 | Roger WILLS | | R McLaren M1C | | | | |
| 1 - | 3:24.037 P | + 1:50.977 | 12:01:53.367 | 6 - | 1:34.737 | + 1.677 | 12:10:38.140 |
| 2 - | 1:40.706 | + 7.646 | 12:03:34.073 | 7 - | 1:33.938 | + 0.878 | 12:12:12.078 |
| 3 - | 2:15.625 P | + 42.565 | 12:05:49.698 | 8 - | 1:33.060 | | 12:13:45.138 |
| 4 - | 1:38.102 | + 5.042 | 12:07:27.800 | 9 - | 4:19.352 P | + 2:46.292 | 12:18:04.490 |
| 5 - | 1:35.603 | + 2.543 | 12:09:03.403 | 10 - | 1:40.296 | + 7.236 | 12:19:44.786 |
| 5 | David HART | | R Ferrari 512 M | | | | |
| 1 - | 1:47.638 | + 12.084 | 12:01:38.525 | 8 - | 1:36.272 | + 0.718 | 12:13:01.207 |
| 2 - | 1:41.540 | + 5.986 | 12:03:20.065 | 9 - | 1:54.864 | + 19.310 | 12:14:56.071 |
| 3 - | 1:37.101 | + 1.547 | 12:04:57.166 | 10 - | 3:19.330 P | + 1:43.776 | 12:18:15.401 |
| 4 - | 1:39.138 | + 3.584 | 12:06:36.304 | 11 - | 1:37.469 | + 1.915 | 12:19:52.870 |
| 5 - | 1:37.387 | + 1.833 | 12:08:13.691 | 12 - | 1:35.579 | + 0.025 | 12:21:28.449 |
| 6 - | 1:35.690 | + 0.136 | 12:09:49.381 | 13 - | 1:35.760 | + 0.206 | 12:23:04.209 |
| 7 - | 1:35.554 | | 12:11:24.935 | | | | |
| 6 | Leo VOYAZIDES | | R Lola T70 Mk3b | | | | |
| 1 - | 1:51.892 | + 17.931 | 12:00:12.839 | 9 - | 1:35.468 | + 1.507 | 12:13:10.886 |
| 2 - | 1:41.032 | + 7.071 | 12:01:53.871 | 10 - | 1:34.981 | + 1.020 | 12:14:45.867 |
| 3 - | 1:38.449 | + 4.488 | 12:03:32.320 | 11 - | 1:34.752 | + 0.791 | 12:16:20.619 |
| 4 - | 1:36.452 | + 2.491 | 12:05:08.772 | 12 - | 1:34.744 | + 0.783 | 12:17:55.363 |
| 5 - | 1:38.333 | + 4.372 | 12:06:47.105 | 13 - | 1:33.961 | | 12:19:29.324 |
| 6 - | 1:35.965 | + 2.004 | 12:08:23.070 | 14 - | 1:36.559 | + 2.598 | 12:21:05.883 |
| 7 - | 1:37.001 | + 3.040 | 12:10:00.071 | 15 - | 1:34.980 | + 1.019 | 12:22:40.863 |
| 8 - | 1:35.347 | + 1.386 | 12:11:35.418 | | | | |
| 12 | HALLFORD/CRUDGINGTON | | P Chevrolet Corvette | | | | |
| 1 - | 2:23.000 | + 36.195 | 12:06:53.000 | 6 - | 1:49.850 | + 3.045 | 12:16:02.332 |
| 2 - | 1:52.066 | + 5.261 | 12:08:45.066 | 7 - | 1:47.863 | + 1.058 | 12:17:50.195 |
| 3 - | 1:47.434 | + 0.629 | 12:10:32.500 | 8 - | 1:46.805 | | 12:19:37.000 |
| 4 - | 1:50.387 | + 3.582 | 12:12:22.887 | 9 - | 1:48.000 | + 1.195 | 12:21:25.000 |
| 5 - | 1:49.595 | + 2.790 | 12:14:12.482 | | | | |
| 14 | BRYANT/BRYANT | | R Lola T70 Mk3b | | | | |
| 1 - | 1:54.093 | + 22.638 | 12:00:16.474 | 9 - | 1:45.908 | + 14.453 | 12:13:21.653 |
| 2 - | 1:45.743 | + 14.288 | 12:02:02.217 | 10 - | 1:33.504 | + 2.049 | 12:14:55.157 |
| 3 - | 1:38.035 | + 6.580 | 12:03:40.252 | 11 - | 1:32.634 | + 1.179 | 12:16:27.791 |
| 4 - | 1:36.859 | + 5.404 | 12:05:17.111 | 12 - | 1:36.700 | + 5.245 | 12:18:04.491 |
| 5 - | 1:35.282 | + 3.827 | 12:06:52.393 | 13 - | 1:32.449 | + 0.994 | 12:19:36.940 |
| 6 - | 1:34.044 | + 2.589 | 12:08:26.437 | 14 - | 1:43.647 | + 12.192 | 12:21:20.587 |
| 7 - | 1:34.449 | + 2.994 | 12:10:00.886 | 15 - | 1:31.455 | | 12:22:52.042 |
| 8 - | 1:34.859 | + 3.404 | 12:11:35.745 | | | | |
| 17 | Richard MEINS | | R Lola T70 Mk3b | | | | |
| 1 - | 5:29.133 P | + 3:54.194 | 12:03:52.469 | 8 - | 1:36.969 | + 2.030 | 12:15:22.076 |
| 2 - | 1:46.433 | + 11.494 | 12:05:38.902 | 9 - | 1:35.865 | + 0.926 | 12:16:57.941 |
| 3 - | 1:39.113 | + 4.174 | 12:07:18.015 | 10 - | 1:36.208 | + 1.269 | 12:18:34.149 |
| 4 - | 1:37.871 | + 2.932 | 12:08:55.886 | 11 - | 1:34.993 | + 0.054 | 12:20:09.142 |
| 5 - | 1:36.774 | + 1.835 | 12:10:32.660 | 12 - | 1:35.083 | + 0.144 | 12:21:44.225 |
| 6 - | 1:36.330 | + 1.391 | 12:12:08.990 | 13 - | 1:34.939 | | 12:23:19.164 |
| 7 - | 1:36.117 | + 1.178 | 12:13:45.107 | | | | |
| 18 | Bob HOUGHTON | | M Lola T210 | | | | |
| 1 - | 1:48.554 | + 10.456 | 11:59:58.181 | 9 - | 1:39.650 | + 1.552 | 12:13:31.394 |
| 2 - | 1:45.001 | + 6.903 | 12:01:43.182 | 10 - | 1:38.716 | + 0.618 | 12:15:10.110 |
| 3 - | 1:44.192 | + 6.094 | 12:03:27.374 | 11 - | 1:38.098 | | 12:16:48.208 |
| 4 - | 1:40.792 | + 2.694 | 12:05:08.166 | 12 - | 1:39.983 | + 1.885 | 12:18:28.191 |
| 5 - | 1:42.464 | + 4.366 | 12:06:50.630 | 13 - | 1:38.403 | + 0.305 | 12:20:06.594 |
| 6 - | 1:40.770 | + 2.672 | 12:08:31.400 | 14 - | 1:38.099 | + 0.001 | 12:21:44.693 |
| 7 - | 1:40.839 | + 2.741 | 12:10:12.239 | 15 - | 1:38.482 | + 0.384 | 12:23:23.175 |
| 8 - | 1:39.505 | + 1.407 | 12:11:51.744 | | | | |

Car no 12 needs a working transponder - Q.12.2.1.

Weather / Track : Cloudy / Dry

Brands Hatch GP
Circuit Length = 2.3009 miles
Start: 11:58 End: 12:24

World Sportscar Masters

QUALIFYING - RACE 2 - LAP ANALYSIS

| | | | | | | |
|-----------|------------------------|------------|---------------------|------|-----------------|---------------------|
| 21 | Steve TANDY | | R Lola T70 Mk3b (C) | | | |
| 1 - | 1:57.202 | + 17.192 | 12:00:24.707 | 3 - | 1:40.010 | 12:03:52.121 |
| 2 - | 1:47.404 | + 7.394 | 12:02:12.111 | | | |
| 23 | Stephen DOYLE | | M Lola T212 | | | |
| 1 - | 1:59.809 | + 10.638 | 12:02:19.114 | 2 - | 1:49.171 | 12:04:08.285 |
| 25 | Roberto FARNETI | | S Chevron B16 (C) | | | |
| 1 - | 2:02.911 | + 22.270 | 12:02:13.884 | 7 - | 4:40.655 P | + 3:00.014 |
| 2 - | 1:47.131 | + 6.490 | 12:04:01.015 | 8 - | 1:46.079 | + 5.438 |
| 3 - | 2:35.385 | + 54.744 | 12:06:36.400 | 9 - | 1:42.045 | + 1.404 |
| 4 - | 1:43.416 | + 2.775 | 12:08:19.816 | 10 - | 1:42.503 | + 1.862 |
| 5 - | 1:41.367 | + 0.726 | 12:10:01.183 | 11 - | 1:42.391 | + 1.750 |
| 6 - | 1:40.641 | | 12:11:41.824 | | | |
| 33 | Jon MINSHAW | | R Lola T70 Mk3b | | | |
| 1 - | 1:47.876 | + 13.928 | 12:00:00.726 | 7 - | 1:35.510 | + 1.562 |
| 2 - | 1:40.232 | + 6.284 | 12:01:40.958 | 8 - | 1:33.948 | |
| 3 - | 1:37.612 | + 3.664 | 12:03:18.570 | 9 - | 6:05.862 P | + 4:31.914 |
| 4 - | 1:35.149 | + 1.201 | 12:04:53.719 | 10 - | 1:42.776 | + 8.828 |
| 5 - | 3:30.193 P | + 1:56.245 | 12:08:23.912 | 11 - | 1:34.266 | + 0.318 |
| 6 - | 1:42.272 | + 8.324 | 12:10:06.184 | | | |
| 40 | Richard EVANS | | M Abarth PA01 | | | |
| 1 - | 1:49.507 | + 17.118 | 12:00:29.711 | 7 - | 1:33.562 | + 1.173 |
| 2 - | 1:41.204 | + 8.815 | 12:02:10.915 | 8 - | 6:10.703 P | + 4:38.314 |
| 3 - | 1:36.360 | + 3.971 | 12:03:47.275 | 9 - | 1:47.475 | + 15.086 |
| 4 - | 1:34.350 | + 1.961 | 12:05:21.625 | 10 - | 1:33.489 | + 1.100 |
| 5 - | 1:34.370 | + 1.981 | 12:06:55.995 | 11 - | 1:32.389 | |
| 6 - | 1:33.509 | + 1.120 | 12:08:29.504 | 12 - | 1:34.141 | + 1.752 |
| 44 | Roderick SMITH | | M Lola T290 | | | |
| 1 - | 1:58.165 | + 10.084 | 12:07:46.433 | 5 - | 1:50.289 | + 2.208 |
| 2 - | 1:48.195 | + 0.114 | 12:09:34.628 | 6 - | 1:48.831 | + 0.750 |
| 3 - | 1:48.081 | | 12:11:22.709 | 7 - | 3:18.587 P | + 1:30.506 |
| 4 - | 1:48.139 | + 0.058 | 12:13:10.848 | 8 - | 1:54.950 | + 6.869 |
| 45 | David COPLOWE | | R Lola T70 Mk3b (C) | | | |
| 1 - | 1:53.632 | + 13.872 | 12:03:53.910 | 7 - | 1:40.087 | + 0.327 |
| 2 - | 1:48.344 | + 8.584 | 12:05:42.254 | 8 - | 1:41.753 | + 1.993 |
| 3 - | 1:43.725 | + 3.965 | 12:07:25.979 | 9 - | 1:41.201 | + 1.441 |
| 4 - | 1:44.844 | + 5.084 | 12:09:10.823 | 10 - | 1:39.760 | |
| 5 - | 1:42.609 | + 2.849 | 12:10:53.432 | 11 - | 1:41.227 | + 1.467 |
| 6 - | 1:40.894 | + 1.134 | 12:12:34.326 | 12 - | 1:40.969 | + 1.209 |
| 51 | Tim COUSINS | | S Chevron B23 | | | |
| 1 - | 2:03.660 | + 23.247 | 12:00:59.947 | 7 - | 1:42.374 | + 1.961 |
| 2 - | 1:50.277 | + 9.864 | 12:02:50.224 | 8 - | 1:42.595 | + 2.182 |
| 3 - | 1:48.613 | + 8.200 | 12:04:38.837 | 9 - | 1:40.413 | |
| 4 - | 1:48.416 | + 8.003 | 12:06:27.253 | 10 - | 1:41.662 | + 1.249 |
| 5 - | 1:46.439 | + 6.026 | 12:08:13.692 | 11 - | 1:44.460 | + 4.047 |
| 6 - | 1:44.331 | + 3.918 | 12:09:58.023 | | | |
| 58 | Shaun LYNN | | R Lola T70 Mk3b | | | |
| 1 - | 1:47.699 | + 12.059 | 12:04:15.505 | 6 - | 1:44.976 | + 9.336 |
| 2 - | 1:40.837 | + 5.197 | 12:05:56.342 | 7 - | 1:36.396 | + 0.756 |
| 3 - | 1:41.547 | + 5.907 | 12:07:37.889 | 8 - | 1:36.222 | + 0.582 |
| 4 - | 1:38.803 | + 3.163 | 12:09:16.692 | 9 - | 1:35.697 | + 0.057 |
| 5 - | 4:26.540 P | + 2:50.900 | 12:13:43.232 | 10 - | 1:35.640 | |

Car no 12 needs a working transponder - Q.12.2.1.

Weather / Track : Cloudy / Dry

Brands Hatch GP
Circuit Length = 2.3009 miles
Start: 11:58 End: 12:24

World Sportscar Masters

QUALIFYING - RACE 2 - LAP ANALYSIS

| | | | | | | | |
|-----------|---------------------------|------------|-------------------|------|-----------------|------------|---------------------|
| 60 | David BETTS | | P Porsche 911 RSR | | | | |
| 1 - | 2:02.082 | + 8.049 | 12:06:14.872 | 5 - | 1:54.065 | + 0.032 | 12:14:08.934 |
| 2 - | 2:07.738 | + 13.705 | 12:08:22.610 | 6 - | 1:55.544 | + 1.511 | 12:16:04.478 |
| 3 - | 1:56.066 | + 2.033 | 12:10:18.676 | 7 - | 1:54.033 | | 12:17:58.511 |
| 4 - | 1:56.193 | + 2.160 | 12:12:14.869 | | | | |
| 72 | Jamie BOOT | | S Chevron B16 | | | | |
| 1 - | 2:01.547 | + 18.291 | 12:00:26.119 | 8 - | 1:43.314 | + 0.058 | 12:12:51.772 |
| 2 - | 1:53.124 | + 9.868 | 12:02:19.243 | 9 - | 1:47.338 | + 4.082 | 12:14:39.110 |
| 3 - | 1:48.360 | + 5.104 | 12:04:07.603 | 10 - | 1:43.420 | + 0.164 | 12:16:22.530 |
| 4 - | 1:45.024 | + 1.768 | 12:05:52.627 | 11 - | 1:43.878 | + 0.622 | 12:18:06.408 |
| 5 - | 1:48.130 | + 4.874 | 12:07:40.757 | 12 - | 1:45.024 | + 1.768 | 12:19:51.432 |
| 6 - | 1:43.417 | + 0.161 | 12:09:24.174 | 13 - | 1:43.650 | + 0.394 | 12:21:35.082 |
| 7 - | 1:44.284 | + 1.028 | 12:11:08.458 | 14 - | 1:43.256 | | 12:23:18.338 |
| 74 | Paul HOWELLS | | P Porsche 911 RSR | | | | |
| 1 - | 2:10.470 | + 21.883 | 12:00:30.379 | 6 - | 1:50.986 | + 2.399 | 12:14:50.417 |
| 2 - | 2:08.657 | + 20.070 | 12:02:39.036 | 7 - | 1:49.730 | + 1.143 | 12:16:40.147 |
| 3 - | 6:31.695 P | + 4:43.108 | 12:09:10.731 | 8 - | 1:48.796 | + 0.209 | 12:18:28.943 |
| 4 - | 1:57.165 | + 8.578 | 12:11:07.896 | 9 - | 1:48.587 | | 12:20:17.530 |
| 5 - | 1:51.535 | + 2.948 | 12:12:59.431 | 10 - | 1:56.989 | + 8.402 | 12:22:14.519 |
| 75 | Martin ANGLE | | S Chevron B16 | | | | |
| 1 - | 2:06.080 | + 20.732 | 12:04:56.831 | 5 - | 1:52.069 | + 6.721 | 12:19:16.733 |
| 2 - | 1:55.214 | + 9.866 | 12:06:52.045 | 6 - | 1:49.264 | + 3.916 | 12:21:05.997 |
| 3 - | 1:56.242 | + 10.894 | 12:08:48.287 | 7 - | 1:45.348 | | 12:22:51.345 |
| 4 - | 8:36.377 P | + 6:51.029 | 12:17:24.664 | | | | |
| 77 | Justin MAEERS | | R Lola T70 Mk3b | | | | |
| 1 - | 1:58.377 | + 17.185 | 12:01:32.799 | 8 - | 1:41.720 | + 0.528 | 12:14:08.301 |
| 2 - | 1:55.644 | + 14.452 | 12:03:28.443 | 9 - | 1:41.582 | + 0.390 | 12:15:49.883 |
| 3 - | 1:48.814 | + 7.622 | 12:05:17.257 | 10 - | 1:41.192 | | 12:17:31.075 |
| 4 - | 1:46.099 | + 4.907 | 12:07:03.356 | 11 - | 1:41.324 | + 0.132 | 12:19:12.399 |
| 5 - | 1:55.457 | + 14.265 | 12:08:58.813 | 12 - | 2:22.982 | + 41.790 | 12:21:35.381 |
| 6 - | 1:45.003 | + 3.811 | 12:10:43.816 | 13 - | 1:41.232 | + 0.040 | 12:23:16.613 |
| 7 - | 1:42.765 | + 1.573 | 12:12:26.581 | | | | |
| 81 | BEIGHTON/FINNEMORE | | R Lola T70 Mk3b | | | | |
| 1 - | 1:48.987 | + 14.668 | 11:59:59.641 | 8 - | 1:36.551 | + 2.232 | 12:11:32.558 |
| 2 - | 1:42.209 | + 7.890 | 12:01:41.850 | 9 - | 2:54.306 P | + 1:19.987 | 12:14:26.864 |
| 3 - | 1:37.759 | + 3.440 | 12:03:19.609 | 10 - | 1:42.766 | + 8.447 | 12:16:09.630 |
| 4 - | 1:37.132 | + 2.813 | 12:04:56.741 | 11 - | 2:01.642 | + 27.323 | 12:18:11.272 |
| 5 - | 1:40.729 | + 6.410 | 12:06:37.470 | 12 - | 1:37.493 | + 3.174 | 12:19:48.765 |
| 6 - | 1:39.626 | + 5.307 | 12:08:17.096 | 13 - | 1:36.035 | + 1.716 | 12:21:24.800 |
| 7 - | 1:38.911 | + 4.592 | 12:09:56.007 | 14 - | 1:34.319 | | 12:22:59.119 |
| 85 | Andrew MIDDLETON | | S Taydec Mk3 | | | | |
| 1 - | 1:56.992 | + 17.799 | 12:00:14.490 | 7 - | 1:44.023 | + 4.830 | 12:12:42.845 |
| 2 - | 1:53.523 | + 14.330 | 12:02:08.013 | 8 - | 1:40.173 | + 0.980 | 12:14:23.018 |
| 3 - | 1:45.240 | + 6.047 | 12:03:53.253 | 9 - | 1:40.106 | + 0.913 | 12:16:03.124 |
| 4 - | 1:46.457 | + 7.264 | 12:05:39.710 | 10 - | 1:40.589 | + 1.396 | 12:17:43.713 |
| 5 - | 1:42.415 | + 3.222 | 12:07:22.125 | 11 - | 1:39.193 | | 12:19:22.906 |
| 6 - | 3:36.697 P | + 1:57.504 | 12:10:58.822 | | | | |
| 86 | Jeremy COOKE | | P Porsche 911 RSR | | | | |
| 1 - | 2:13.812 | + 21.350 | 12:02:23.724 | 6 - | 1:52.598 | + 0.136 | 12:12:07.231 |
| 2 - | 1:59.458 | + 6.996 | 12:04:23.182 | 7 - | 1:53.509 | + 1.047 | 12:14:00.740 |
| 3 - | 1:56.474 | + 4.012 | 12:06:19.656 | 8 - | 3:02.396 P | + 1:09.934 | 12:17:03.136 |
| 4 - | 1:56.820 | + 4.358 | 12:08:16.476 | 9 - | 1:55.764 | + 3.302 | 12:18:58.900 |
| 5 - | 1:58.157 | + 5.695 | 12:10:14.633 | 10 - | 1:52.462 | | 12:20:51.362 |


Car no 12 needs a working transponder - Q.12.2.1.

Weather / Track : Cloudy / Dry

Brands Hatch GP
Circuit Length = 2.3009 miles
Start: 11:58 End: 12:24

World Sportscar Masters - Part 1

RACE 2 - GRID - AMENDED

| | | |
|--|-------------------------------------|-------------------------------|
| ROW 12 | 1:52.462 86 Jeremy COOKE | 1:54.033 60 David BETTS |
| ROW 11 | 1:48.587 74 Paul HOWELLS | 1:49.171 23 Stephen DOYLE |
| ROW 10 | 1:46.805 12 HALLFORD/CRUDGINGTON | 1:48.081 44 Roderick SMITH |
| ROW 9 | 1:43.256 72 Jamie BOOT | 1:45.348 75 Martin ANGLE |
| ROW 8 | 1:40.641 25 Roberto FARNETI | 1:41.192 77 Justin MAEERS |
| ROW 7 | 1:40.010 21 Steve TANDY | 1:40.413 51 Tim COUSINS |
| ROW 6 | 1:39.193 85 Andrew MIDDLETON | 1:39.760 45 David COPLOWE |
| ROW 5 | 1:36.035 81 BEIGHTON/FINNEMORE | 1:38.098 18 Bob HOUGHTON |
| ROW 4 | 1:35.554 5 David HART | 1:35.640 58 Shaun LYNN |
| ROW 3 | 1:33.961 6 Leo VOYAZIDES | 1:34.939 17 Richard MEINS |
| ROW 2 | 1:33.060 2 Roger WILLS | 1:33.948 33 Jon MINSHAW |
| ROW 1 | 1:31.455 14 Oliver BRYANT | 1:32.389 40 Richard EVANS |
| Pole | | |
|  | | |

Brands Hatch GP
Circuit Length = 2.3009 miles

These results are provisional until the conclusion of any judicial and technical matters.

Clerk of Course :

Timekeeper :

World Sportscar Masters - Part 1

RACE 2 - CLASSIFICATION

| POS | NO | CL | NAME | ENTRY | LAPS | TIME | GAP | DIFF | MPH | BEST | ON |
|-----|----|----|--------------------|-------------------|------|-----------|----------|--------|-------|----------|----|
| 1 | 40 | M | Richard EVANS | Abarth PA01 | 20 | 30:52.029 | | | 89.44 | 1:31.377 | 16 |
| 2 | 14 | R | Oliver BRYANT | Lola T70 Mk3b | 20 | 31:01.669 | 9.640 | 9.640 | 88.98 | 1:31.425 | 20 |
| 3 | 33 | R | Jon MINSHAW | Lola T70 Mk3b | 20 | 31:57.870 | 1:05.841 | 56.201 | 86.37 | 1:34.529 | 6 |
| 4 | 21 | R | Steve TANDY | Lola T70 Mk3b (C) | 20 | 32:16.293 | 1:24.264 | 18.423 | 85.55 | 1:34.475 | 13 |
| 5 | 81 | R | BEIGHTON/FINNEMORE | Lola T70 Mk3b | 20 | 32:26.756 | 1:34.727 | 10.463 | 85.09 | 1:34.548 | 13 |
| 6 | 17 | R | Richard MEINS | Lola T70 Mk3b | 19 | 31:07.189 | 1 lap | 1 lap | 84.28 | 1:35.390 | 13 |
| 7 | 18 | M | Bob HOUGHTON | Lola T210 | 19 | 31:20.012 | 1 lap | 12.823 | 83.71 | 1:37.421 | 13 |
| 8 | 85 | S | Andrew MIDDLETON | Taydec Mk3 | 19 | 31:36.202 | 1 lap | 16.190 | 82.99 | 1:37.784 | 5 |
| 9 | 51 | S | Tim COUSINS | Chevron B23 | 19 | 31:41.108 | 1 lap | 4.906 | 82.78 | 1:38.193 | 3 |
| 10 | 25 | S | Roberto FARNETI | Chevron B16 (C) | 19 | 32:12.584 | 1 lap | 31.476 | 81.43 | 1:40.399 | 7 |
| 11 | 23 | M | Stephen DOYLE | Lola T212 | 19 | 32:23.092 | 1 lap | 10.508 | 80.99 | 1:40.265 | 17 |
| 12 | 72 | S | Jamie BOOT | Chevron B16 | 18 | 30:53.344 | 2 laps | 1 lap | 80.44 | 1:41.437 | 14 |
| 13 | 45 | R | David COPLOWE | Lola T70 Mk3b (C) | 18 | 31:24.792 | 2 laps | 31.448 | 79.10 | 1:40.232 | 14 |
| 14 | 74 | P | Paul HOWELLS | Porsche 911 RSR | 17 | 31:26.789 | 3 laps | 1 lap | 74.63 | 1:49.115 | 4 |
| 15 | 60 | P | David BETTS | Porsche 911 RSR | 17 | 31:55.495 | 3 laps | 28.706 | 73.51 | 1:50.723 | 2 |
| 16 | 86 | P | Jeremy COOKE | Porsche 911 RSR | 16 | 31:54.093 | 4 laps | 1 lap | 69.23 | 1:50.911 | 4 |

NOT CLASSIFIED

| | | | | | | | | | | | |
|-----|----|---|----------------------|--------------------|----|-----------|---------|----------|-------|----------|---|
| DNF | 12 | P | HALLFORD/CRUDGINGTON | Chevrolet Corvette | 17 | 30:16.149 | 3 laps | 0.000 | 77.53 | 1:44.588 | 2 |
| DNF | 5 | R | David HART | Ferrari 512 M | 13 | 20:53.681 | 7 laps | 4 laps | 85.89 | 1:35.018 | 2 |
| DNF | 77 | R | Justin MAEERS | Lola T70 Mk3b | 13 | 22:00.577 | 7 laps | 1:06.896 | 81.54 | 1:39.621 | 4 |
| DNF | 75 | S | Martin ANGLE | Chevron B16 | 9 | 15:51.048 | 11 laps | 4 laps | 78.38 | 1:43.010 | 9 |
| DNF | 2 | R | Roger WILLS | McLaren M1C | 9 | 20:26.023 | 11 laps | 4:34.975 | 60.80 | 1:35.431 | 3 |
| DNF | 6 | R | Leo VOYAZIDES | Lola T70 Mk3b | 5 | 8:00.182 | 15 laps | 4 laps | 86.25 | 1:33.810 | 5 |
| DNF | 58 | R | Shaun LYNN | Lola T70 Mk3b | 0 | | | | | | |

FASTEST LAP

| | | | | | | | |
|----|---|----------------------|--------------------|----|----------|-----------|------------|
| 40 | M | Richard EVANS | Abarth PA01 | 16 | 1:31.377 | 90.64 mph | 145.88 kph |
| 14 | R | Oliver BRYANT | Lola T70 Mk3b | 20 | 1:31.425 | 90.60 mph | 145.80 kph |
| 85 | S | Andrew MIDDLETON | Taydec Mk3 | 5 | 1:37.784 | 84.70 mph | 136.32 kph |
| 12 | P | HALLFORD/CRUDGINGTON | Chevrolet Corvette | 2 | 1:44.588 | 79.19 mph | 127.45 kph |

Weather / Track : Sunny / Dry

These results are provisional until the conclusion of any judicial and technical matters.

Brands Hatch GP

Circuit Length = 2.3009 miles

Start: 15:38 End: 16:10

| | |
|-------------------|--------------|
| Clerk of Course : | Timekeeper : |
|-------------------|--------------|

World Sportscar Masters - Part 1

RACE 2 - LAP CHART

| Lap 1 | | | Lap 2 | | | Lap 3 | | | Lap 4 | | | Lap 5 | | |
|-------|--------|----------|-------|--------|----------|-------|----------|----------|-------|----------|----------|-------|----------|----------|
| No | Behind | Laptime | No | Behind | Laptime | No | Behind | Laptime | No | Behind | Laptime | No | Behind | Laptime |
| 40 | | 1:36.497 | 40 | | 1:32.590 | 40 | | 1:32.285 | 40 | | 1:32.241 | 40 | | 1:32.390 |
| 2 | 2.067 | 1:38.564 | 14 | 3.564 | 1:33.961 | 14 | 3.938 | 1:32.659 | 14 | 4.138 | 1:32.441 | 14 | 4.009 | 1:32.261 |
| 14 | 2.193 | 1:38.690 | 2 | 5.369 | 1:35.892 | 2 | 8.515 | 1:35.431 | 33 | 12.196 | 1:35.649 | 6 | 14.179 | 1:33.810 |
| 33 | 2.657 | 1:39.154 | 33 | 5.564 | 1:35.497 | 33 | 8.788 | 1:35.509 | 2 | 12.594 | 1:36.320 | 33 | 15.074 | 1:35.268 |
| 6 | 3.356 | 1:39.853 | 6 | 5.744 | 1:34.978 | 6 | 9.190 | 1:35.731 | 6 | 12.759 | 1:35.810 | 5 | 17.373 | 1:36.081 |
| 5 | 3.996 | 1:40.493 | 5 | 6.424 | 1:35.018 | 5 | 10.337 | 1:36.198 | 5 | 13.682 | 1:35.586 | 21 | 26.857 | 1:35.459 |
| 17 | 10.280 | 1:46.777 | 17 | 14.455 | 1:36.765 | 21 | 19.530 | 1:36.736 | 21 | 23.788 | 1:36.499 | 17 | 27.382 | 1:35.421 |
| 21 | 11.037 | 1:47.534 | 21 | 15.079 | 1:36.632 | 17 | 20.272 | 1:38.102 | 17 | 24.351 | 1:36.320 | 18 | 36.558 | 1:38.066 |
| 18 | 12.029 | 1:48.526 | 18 | 18.985 | 1:39.546 | 18 | 24.982 | 1:38.282 | 18 | 30.882 | 1:38.141 | 85 | 37.701 | 1:37.784 |
| 85 | 12.607 | 1:49.104 | 85 | 20.229 | 1:40.212 | 85 | 26.323 | 1:38.379 | 85 | 32.307 | 1:38.225 | 51 | 39.954 | 1:39.293 |
| 25 | 13.212 | 1:49.709 | 51 | 21.136 | 1:40.032 | 51 | 27.044 | 1:38.193 | 51 | 33.051 | 1:38.248 | 81 | 46.013 | 1:35.796 |
| 51 | 13.694 | 1:50.191 | 25 | 22.086 | 1:41.464 | 25 | 31.109 | 1:41.308 | 25 | 40.548 | 1:41.680 | 77 | 48.944 | 1:40.077 |
| 77 | 16.596 | 1:53.093 | 77 | 25.667 | 1:41.661 | 77 | 33.877 | 1:40.495 | 77 | 41.257 | 1:39.621 | 25 | 49.132 | 1:40.974 |
| 45 | 17.713 | 1:54.210 | 23 | 29.824 | 1:44.058 | 81 | 38.917 | 1:39.513 | 81 | 42.607 | 1:35.931 | 23 | 59.847 | 1:42.014 |
| 72 | 18.300 | 1:54.797 | 45 | 30.249 | 1:45.126 | 23 | 39.551 | 1:42.012 | 23 | 50.223 | 1:42.913 | 72 | 1:01.610 | 1:42.222 |
| 23 | 18.356 | 1:54.853 | 72 | 30.645 | 1:44.935 | 72 | 41.648 | 1:43.288 | 72 | 51.778 | 1:42.371 | 45 | 1:02.243 | 1:41.948 |
| 75 | 19.478 | 1:55.975 | 81 | 31.689 | 1:37.717 | 45 | 42.212 | 1:44.248 | 45 | 52.685 | 1:42.714 | 75 | 1:09.712 | 1:43.719 |
| 12 | 19.947 | 1:56.444 | 12 | 31.945 | 1:44.588 | 12 | 44.345 | 1:44.685 | 12 | 57.266 | 1:45.162 | 12 | 1:12.535 | 1:47.659 |
| 74 | 23.301 | 1:59.798 | 75 | 33.226 | 1:46.338 | 75 | 45.827 | 1:44.886 | 75 | 58.383 | 1:44.797 | 74 | 1:31.271 | 1:49.485 |
| 60 | 26.380 | 2:02.877 | 74 | 40.096 | 1:49.385 | 74 | 57.302 | 1:49.491 | 74 | 1:14.176 | 1:49.115 | | | |
| 81 | 26.562 | 2:03.059 | 60 | 44.513 | 1:50.723 | 60 | 1:03.089 | 1:50.861 | 60 | 1:22.518 | 1:51.670 | | | |
| 86 | 26.931 | 2:03.428 | 86 | 46.407 | 1:52.066 | 86 | 1:06.406 | 1:52.284 | 86 | 1:25.076 | 1:50.911 | | | |

Weather / Track : Sunny / Dry

Brands Hatch GP
Circuit Length = 2.3009 miles
Start: 15:38 End: 16:10

World Sportscar Masters - Part 1

RACE 2 - LAP CHART

| Lap 6 | | | Lap 7 | | | Lap 8 | | | Lap 9 | | | Lap 10 | | |
|-------|----------|----------|-------|----------|------------|-------|----------|------------|-------|----------|----------|--------|----------|------------|
| No | Behind | Laptime | No | Behind | Laptime | No | Behind | Laptime | No | Behind | Laptime | No | Behind | Laptime |
| 40 | | 1:32.077 | 40 | | 1:31.712 | 40 | | 1:31.877 | 40 | | 1:32.077 | 40 | | 1:31.994 |
| 14 | 5.070 | 1:33.138 | 14 | 5.654 | 1:32.296 | 75 | 1 LAP | 1:43.632 | 72 | 1 LAP | 1:42.991 | 23 | 1 LAP | 1:40.955 |
| 60 | 1 LAP | 1:52.319 | 74 | 1 LAP | 1:50.112 | 14 | 6.493 | 1:32.716 | 14 | 7.126 | 1:32.710 | 14 | 8.129 | 1:32.997 |
| 86 | 1 LAP | 1:53.135 | 33 | 20.445 | 1:34.631 | 12 | 1 LAP | 1:44.821 | 75 | 1 LAP | 1:44.163 | 72 | 1 LAP | 1:42.127 |
| 33 | 17.526 | 1:34.529 | 5 | 25.955 | 1:36.483 | 33 | 25.165 | 1:36.597 | 12 | 1 LAP | 1:46.651 | 45 | 1 LAP | 1:43.455 |
| 5 | 21.184 | 1:35.888 | 60 | 1 LAP | 1:52.147 | 5 | 30.490 | 1:36.412 | 33 | 28.245 | 1:35.157 | 75 | 1 LAP | 1:43.010 |
| 21 | 30.256 | 1:35.476 | 2 | 2 LAPS | 4:56.447 P | 74 | 1 LAP | 1:51.095 | 5 | 34.495 | 1:36.082 | 33 | 31.225 | 1:34.974 |
| 17 | 31.184 | 1:35.879 | 86 | 1 LAP | 1:52.369 | 2 | 2 LAPS | 1:39.079 P | 21 | 44.729 | 1:36.561 | 12 | 1 LAP | 1:47.872 |
| 18 | 42.472 | 1:37.991 | 21 | 34.723 | 1:36.179 | 21 | 40.245 | 1:37.399 | 17 | 45.268 | 1:36.487 | 5 | 37.918 | 1:35.417 |
| 85 | 44.315 | 1:38.691 | 17 | 35.029 | 1:35.557 | 17 | 40.858 | 1:37.706 | 74 | 1 LAP | 1:51.644 | 21 | 47.913 | 1:35.178 |
| 51 | 46.557 | 1:38.680 | 18 | 48.452 | 1:37.692 | 60 | 1 LAP | 1:52.131 | 18 | 1:01.042 | 1:38.936 | 17 | 48.669 | 1:35.395 |
| 81 | 51.878 | 1:37.942 | 85 | 50.714 | 1:38.111 | 18 | 54.183 | 1:37.608 | 81 | 1:04.195 | 1:36.524 | 81 | 1:07.829 | 1:35.628 |
| 77 | 57.131 | 1:40.264 | 51 | 53.496 | 1:38.651 | 86 | 1 LAP | 1:52.737 | 85 | 1:05.136 | 1:40.334 | 18 | 1:08.657 | 1:39.609 |
| 25 | 58.570 | 1:41.515 | 81 | 55.214 | 1:35.048 | 85 | 56.879 | 1:38.042 | 51 | 1:06.856 | 1:39.079 | 85 | 1:12.817 | 1:39.675 |
| 23 | 1:09.739 | 1:41.969 | 77 | 1:06.038 | 1:40.619 | 81 | 59.748 | 1:36.411 | 60 | 1 LAP | 1:52.730 | 51 | 1:13.789 | 1:38.927 |
| 72 | 1:11.159 | 1:41.626 | 25 | 1:07.257 | 1:40.399 | 51 | 59.854 | 1:38.235 | 86 | 1 LAP | 1:53.174 | 74 | 1 LAP | 1:51.293 |
| 45 | 1:12.888 | 1:42.722 | 23 | 1:19.530 | 1:41.503 | 77 | 1:14.216 | 1:40.055 | 77 | 1:21.958 | 1:39.819 | 77 | 1:30.929 | 1:40.965 |
| 75 | 1:22.163 | 1:44.528 | 72 | 1:21.391 | 1:41.944 | 25 | 1:16.656 | 1:41.276 | 25 | 1:25.802 | 1:41.223 | 2 | 3 LAPS | 3:55.005 P |
| 12 | 1:25.507 | 1:45.049 | 45 | 1:21.940 | 1:40.764 | 23 | 1:29.005 | 1:41.352 | | | | 60 | 1 LAP | 1:51.379 |
| | | | | | | 45 | 1:32.054 | 1:41.991 | | | | | | |

Weather / Track : Sunny / Dry

Brands Hatch GP
Circuit Length = 2.3009 miles
Start: 15:38 End: 16:10

World Sportscar Masters - Part 1

RACE 2 - LAP CHART

| Lap 11 | | | Lap 12 | | | Lap 13 | | | Lap 14 | | | Lap 15 | | |
|--------|----------|----------|--------|----------|------------|--------|----------|----------|--------|----------|----------|--------|----------|------------|
| No | Behind | Laptime | No | Behind | Laptime | No | Behind | Laptime | No | Behind | Laptime | No | Behind | Laptime |
| 40 | | 1:32.191 | 40 | | 1:33.878 | 40 | | 1:31.873 | 40 | | 1:32.094 | 40 | | 1:32.969 |
| 25 | 1 LAP | 1:41.263 | 14 | 8.368 | 1:33.892 | 14 | 10.676 | 1:34.181 | 51 | 1 LAP | 1:39.779 | 18 | 1 LAP | 1:38.978 |
| 86 | 2 LAPS | 1:53.160 | 77 | 1 LAP | 1:43.808 | 74 | 2 LAPS | 1:49.428 | 14 | 10.277 | 1:31.695 | 12 | 2 LAPS | 1:45.571 |
| 14 | 8.354 | 1:32.416 | 2 | 4 LAPS | 1:44.948 P | 77 | 1 LAP | 1:40.416 | 77 | 1 LAP | 1:39.684 | 85 | 1 LAP | 1:40.014 |
| 23 | 1 LAP | 1:40.759 | 25 | 1 LAP | 1:41.750 | 25 | 1 LAP | 1:40.517 | 25 | 1 LAP | 1:41.409 | 14 | 9.191 | 1:31.883 |
| 72 | 1 LAP | 1:41.669 | 60 | 2 LAPS | 1:53.238 | 2 | 4 LAPS | 1:44.337 | 74 | 2 LAPS | 1:51.665 | 51 | 1 LAP | 1:41.403 |
| 33 | 34.236 | 1:35.202 | 23 | 1 LAP | 1:41.375 | 23 | 1 LAP | 1:41.517 | 23 | 1 LAP | 1:40.670 | 25 | 1 LAP | 1:41.391 |
| 5 | 42.652 | 1:36.925 | 86 | 2 LAPS | 1:55.584 | 72 | 1 LAP | 1:41.543 | 33 | 43.162 | 1:35.412 | 33 | 48.081 | 1:37.888 |
| 45 | 1 LAP | 2:07.007 | 72 | 1 LAP | 1:42.597 | 60 | 2 LAPS | 1:52.059 | 72 | 1 LAP | 1:41.733 | 23 | 1 LAP | 1:41.691 |
| 21 | 51.800 | 1:36.078 | 33 | 36.531 | 1:36.173 | 33 | 39.844 | 1:35.186 | 60 | 2 LAPS | 1:52.038 | 74 | 2 LAPS | 1:50.493 |
| 17 | 52.807 | 1:36.329 | 5 | 45.742 | 1:36.968 | 5 | 49.999 | 1:36.130 | 21 | 1:01.009 | 1:36.059 | 72 | 1 LAP | 1:41.437 |
| 12 | 1 LAP | 1:47.889 | 21 | 54.442 | 1:36.520 | 86 | 2 LAPS | 1:55.897 | 17 | 1:05.553 | 1:39.015 | 21 | 1:03.738 | 1:35.698 |
| 81 | 1:10.426 | 1:34.788 | 17 | 55.115 | 1:36.186 | 21 | 57.044 | 1:34.475 | 81 | 1:19.049 | 1:35.623 | 86 | 3 LAPS | 3:19.176 P |
| 18 | 1:15.267 | 1:38.801 | 45 | 1 LAP | 1:45.111 | 17 | 58.632 | 1:35.390 | 45 | 1 LAP | 1:42.040 | 17 | 1:08.825 | 1:36.241 |
| 85 | 1:19.723 | 1:39.097 | 12 | 1 LAP | 1:48.023 | 45 | 1 LAP | 1:44.266 | | | | 60 | 2 LAPS | 1:53.008 |
| 51 | 1:22.577 | 1:40.979 | 81 | 1:12.845 | 1:36.297 | 81 | 1:15.520 | 1:34.548 | | | | 81 | 1:20.754 | 1:34.674 |
| 74 | 1 LAP | 1:49.987 | 18 | 1:20.767 | 1:39.378 | 12 | 1 LAP | 1:46.658 | | | | 45 | 1 LAP | 1:40.232 |
| | | | 85 | 1:24.415 | 1:38.570 | 18 | 1:26.315 | 1:37.421 | | | | | | |
| | | | 51 | 1:28.745 | 1:40.046 | 85 | 1:31.668 | 1:39.126 | | | | | | |

Weather / Track : Sunny / Dry

Brands Hatch GP
 Circuit Length = 2.3009 miles
 Start: 15:38 End: 16:10

World Sportscar Masters - Part 1

RACE 2 - LAP CHART


| Lap 16 | | | Lap 17 | | | Lap 18 | | | Lap 19 | | | Lap 20 | | |
|--------|----------|----------|--------|----------|----------|--------|----------|----------|--------|----------|----------|--------|----------|----------|
| No | Behind | Laptime | No | Behind | Laptime | No | Behind | Laptime | No | Behind | Laptime | No | Behind | Laptime |
| 40 | | 1:31.377 | 40 | | 1:32.388 | 40 | | 1:32.149 | 40 | | 1:33.468 | 40 | | 1:33.902 |
| 18 | 1 LAP | 1:38.018 | 45 | 2 LAPS | 1:43.273 | 74 | 3 LAPS | 1:50.889 | 14 | 12.117 | 1:32.410 | 72 | 2 LAPS | 1:42.325 |
| 14 | 12.303 | 1:34.489 | 60 | 3 LAPS | 1:53.026 | 14 | 13.175 | 1:32.781 | 74 | 3 LAPS | 1:51.443 | 14 | 9.640 | 1:31.425 |
| 85 | 1 LAP | 1:41.644 | 14 | 12.543 | 1:32.628 | 45 | 2 LAPS | 1:41.823 | 18 | 1 LAP | 1:37.762 | 17 | 1 LAP | 1:54.817 |
| 12 | 2 LAPS | 1:47.337 | 18 | 1 LAP | 1:38.539 | 18 | 1 LAP | 1:38.814 | 45 | 2 LAPS | 1:42.221 | 18 | 1 LAP | 1:37.904 |
| 51 | 1 LAP | 1:40.100 | 85 | 1 LAP | 1:38.998 | 86 | 4 LAPS | 1:56.099 | 85 | 1 LAP | 1:41.235 | 45 | 2 LAPS | 1:41.641 |
| 25 | 1 LAP | 1:40.999 | 51 | 1 LAP | 1:40.983 | 60 | 3 LAPS | 1:52.602 | 86 | 4 LAPS | 1:54.493 | 74 | 3 LAPS | 1:50.375 |
| 33 | 52.974 | 1:36.270 | 12 | 2 LAPS | 1:46.190 | 85 | 1 LAP | 1:39.447 | 51 | 1 LAP | 1:38.459 | 85 | 1 LAP | 1:39.514 |
| 23 | 1 LAP | 1:41.537 | 25 | 1 LAP | 1:41.124 | 51 | 1 LAP | 1:40.877 | 60 | 3 LAPS | 1:51.469 | 51 | 1 LAP | 1:38.953 |
| 72 | 1 LAP | 1:41.521 | 33 | 56.593 | 1:36.007 | 12 | 2 LAPS | 1:45.505 | 12 | 2 LAPS | 1:46.045 | 86 | 4 LAPS | 1:51.969 |
| 21 | 1:09.989 | 1:37.628 | 23 | 1 LAP | 1:40.953 | 33 | 1:00.449 | 1:36.005 | 33 | 1:03.377 | 1:36.396 | 60 | 3 LAPS | 1:51.218 |
| 74 | 2 LAPS | 1:51.091 | 21 | 1:15.225 | 1:37.624 | 25 | 1 LAP | 1:42.267 | 25 | 1 LAP | 1:41.468 | 33 | 1:05.841 | 1:36.366 |
| 17 | 1:14.614 | 1:37.166 | 72 | 1 LAP | 1:42.459 | 23 | 1 LAP | 1:40.265 | 21 | 1:22.047 | 1:36.562 | 25 | 1 LAP | 1:40.848 |
| 81 | 1:24.489 | 1:35.112 | 17 | 1:20.387 | 1:38.161 | 21 | 1:18.953 | 1:35.877 | 23 | 1 LAP | 1:41.215 | 21 | 1:24.264 | 1:36.119 |
| 86 | 3 LAPS | 1:57.611 | 81 | 1:27.671 | 1:35.570 | 72 | 1 LAP | 1:41.759 | 81 | 1:33.304 | 1:35.658 | 23 | 1 LAP | 1:41.481 |
| | | | | | | 17 | 1:27.713 | 1:39.475 | | | | 81 | 1:34.727 | 1:35.325 |
| | | | | | | 81 | 1:31.114 | 1:35.592 | | | | | | |

Weather / Track : Sunny / Dry

Brands Hatch GP
Circuit Length = 2.3009 miles
Start: 15:38 End: 16:10

World Sportscar Masters - Part 2

RACE 9 - GRID

| | | | | |
|--|----|----------------------|----|------------------|
| ROW 12 | 58 | Shaun LYNN | | |
| ROW 11 | 2 | Roger WILLS | 6 | Leo VOYAZIDES |
| ROW 10 | 77 | Justin MAEERS | 75 | Martin ANGLE |
| ROW 9 | 12 | HALLFORD/CRUDGINGTON | 5 | David HART |
| ROW 8 | 60 | David BETTS | 86 | Jeremy COOKE |
| ROW 7 | 45 | David COPLOWE | 74 | Paul HOWELLS |
| ROW 6 | 23 | Stephen DOYLE | 72 | Jamie BOOT |
| ROW 5 | 51 | Tim COUSINS | 25 | Roberto FARNETI |
| ROW 4 | 18 | Bob HOUGHTON | 85 | Andrew MIDDLETON |
| ROW 3 | 81 | BEIGHTON/FINNEMORE | 17 | Richard MEINS |
| ROW 2 | 33 | Jon MINSHAW | 21 | Steve TANDY |
| ROW 1 | 40 | Richard EVANS | 14 | Oliver BRYANT |
| Pole | | | | |
|  | | | | |

Brands Hatch GP
Circuit Length = 2.3009 miles

These results are provisional until the conclusion of any judicial and technical matters.

| | | |
|-------------------|--|--------------|
| Clerk of Course : | | Timekeeper : |
|-------------------|--|--------------|

World Sportscar Masters - Part 2

RACE 9 - CLASSIFICATION

| POS | NO | CL | NAME | ENTRY | LAPS | TIME | GAP | DIFF | MPH | BEST | ON |
|-----|----|----|--------------------|--------------------|------|-----------|----------|--------|-------|----------|----|
| 1 | 14 | R | Oliver BRYANT | Lola T70 Mk3b | 16 | 25:00.265 | | | 88.33 | 1:32.656 | 15 |
| 2 | 21 | R | Steve TANDY | Lola T70 Mk3b (C) | 16 | 25:25.182 | 24.917 | 24.917 | 86.89 | 1:33.092 | 14 |
| 3 | 17 | R | Richard MEINS | Lola T70 Mk3b | 16 | 25:26.037 | 25.772 | 0.855 | 86.84 | 1:33.461 | 15 |
| 4 | 2 | R | Roger WILLS | McLaren M1C | 16 | 25:30.593 | 30.328 | 4.556 | 86.58 | 1:33.773 | 15 |
| 5 | 6 | R | Leo VOYAZIDES | Lola T70 Mk3b | 16 | 25:43.963 | 43.698 | 13.370 | 85.83 | 1:33.957 | 7 |
| 6 | 81 | R | BEIGHTON/FINNEMORE | Lola T70 Mk3b | 16 | 25:46.867 | 46.602 | 2.904 | 85.67 | 1:34.717 | 11 |
| 7 | 18 | M | Bob HOUGHTON | Lola T210 | 16 | 26:24.121 | 1:23.856 | 37.254 | 83.66 | 1:37.503 | 9 |
| 8 | 51 | S | Tim COUSINS | Chevron B23 | 15 | 25:08.757 | 1 lap | 1 lap | 82.35 | 1:38.093 | 4 |
| 9 | 23 | M | Stephen DOYLE | Lola T212 | 15 | 25:16.715 | 1 lap | 7.958 | 81.91 | 1:39.155 | 15 |
| 10 | 25 | S | Roberto FARNETI | Chevron B16 (C) | 15 | 25:22.311 | 1 lap | 5.596 | 81.61 | 1:40.110 | 11 |
| 11 | 45 | R | David COPLOWE | Lola T70 Mk3b (C) | 15 | 25:28.493 | 1 lap | 6.182 | 81.28 | 1:38.114 | 14 |
| 12 | 72 | S | Jamie BOOT | Chevron B16 | 15 | 25:49.012 | 1 lap | 20.519 | 80.21 | 1:41.471 | 12 |
| 13 | 75 | S | Martin ANGLE | Chevron B16 | 15 | 26:27.414 | 1 lap | 38.402 | 78.27 | 1:42.687 | 8 |
| 14 | 12 | P | Peter HALLFORD | Chevrolet Corvette | 14 | 25:06.006 | 2 laps | 1 lap | 77.00 | 1:44.900 | 7 |
| 15 | 74 | P | Paul HOWELLS | Porsche 911 RSR | 14 | 25:34.787 | 2 laps | 28.781 | 75.55 | 1:47.150 | 9 |
| 16 | 77 | R | Justin MAEERS | Lola T70 Mk3b | 14 | 26:05.965 | 2 laps | 31.178 | 74.05 | 1:38.567 | 13 |
| 17 | 86 | P | Jeremy COOKE | Porsche 911 RSR | 14 | 26:21.747 | 2 laps | 15.782 | 73.31 | 1:49.822 | 12 |
| 18 | 60 | P | David BETTS | Porsche 911 RSR | 14 | 26:51.428 | 2 laps | 29.681 | 71.96 | 1:52.144 | 4 |

NOT CLASSIFIED

| | | | | | | | | | | | |
|-----|----|---|------------------|---------------|----|-----------|---------|---------|-------|----------|---|
| DNF | 58 | R | Shaun LYNN | Lola T70 Mk3b | 13 | 21:25.552 | 3 laps | 1 lap | 83.76 | 1:35.471 | 8 |
| DNF | 85 | S | Andrew MIDDLETON | Taydec Mk3 | 3 | 5:09.280 | 13 laps | 10 laps | 80.34 | 1:38.842 | 3 |
| DNF | 40 | M | Richard EVANS | Abarth PA01 | 0 | | | | | | |

FASTEST LAP

| | | | | | | | |
|----|---|----------------|--------------------|----|----------|-----------|------------|
| 14 | R | Oliver BRYANT | Lola T70 Mk3b | 15 | 1:32.656 | 89.39 mph | 143.87 kph |
| 18 | M | Bob HOUGHTON | Lola T210 | 9 | 1:37.503 | 84.95 mph | 136.71 kph |
| 51 | S | Tim COUSINS | Chevron B23 | 4 | 1:38.093 | 84.44 mph | 135.89 kph |
| 12 | P | Peter HALLFORD | Chevrolet Corvette | 7 | 1:44.900 | 78.96 mph | 127.07 kph |

Car No 14 - Transponder not working - Q.12.2.1.

Weather / Track : Cloudy / Dry

These results are provisional until the conclusion of any judicial and technical matters.

Brands Hatch GP

Circuit Length = 2.3009 miles

Start: 15:38 End: 16:06

| | |
|-------------------|--------------|
| Clerk of Course : | Timekeeper : |
|-------------------|--------------|

World Sportscar Masters - Part 2

RACE 9 - LAP CHART

| Lap 1 | | | Lap 2 | | | Lap 3 | | | Lap 4 | | | Lap 5 | | |
|-------|--------|----------|-------|--------|----------|-------|----------|----------|-------|----------|----------|-------|----------|----------|
| No | Behind | Laptime | No | Behind | Laptime | No | Behind | Laptime | No | Behind | Laptime | No | Behind | Laptime |
| 14 | | 1:41.448 | 14 | | 1:34.220 | 14 | | 1:33.378 | 14 | | 1:33.002 | 14 | | 1:32.864 |
| 81 | 2.424 | 1:43.872 | 81 | 4.912 | 1:36.708 | 21 | 6.658 | 1:34.995 | 21 | 8.311 | 1:34.655 | 21 | 10.110 | 1:34.663 |
| 21 | 2.628 | 1:44.076 | 21 | 5.041 | 1:36.633 | 17 | 8.861 | 1:36.093 | 17 | 10.604 | 1:34.745 | 17 | 12.550 | 1:34.810 |
| 17 | 3.648 | 1:45.096 | 17 | 6.146 | 1:36.718 | 81 | 9.170 | 1:37.636 | 81 | 12.708 | 1:36.540 | 81 | 16.549 | 1:36.705 |
| 18 | 6.839 | 1:48.287 | 18 | 11.851 | 1:39.232 | 2 | 15.351 | 1:35.777 | 2 | 16.701 | 1:34.352 | 2 | 18.309 | 1:34.472 |
| 85 | 8.774 | 1:50.222 | 2 | 12.952 | 1:36.810 | 18 | 18.339 | 1:39.866 | 6 | 23.590 | 1:35.202 | 6 | 25.328 | 1:34.602 |
| 72 | 10.141 | 1:51.589 | 85 | 14.770 | 1:40.216 | 85 | 20.234 | 1:38.842 | 18 | 24.877 | 1:39.540 | 18 | 31.666 | 1:39.653 |
| 2 | 10.362 | 1:51.810 | 72 | 17.625 | 1:41.704 | 6 | 21.390 | 1:35.922 | 25 | 32.987 | 1:40.298 | 51 | 39.871 | 1:38.974 |
| 25 | 10.526 | 1:51.974 | 25 | 17.785 | 1:41.479 | 25 | 25.691 | 1:41.284 | 51 | 33.761 | 1:38.093 | 58 | 40.364 | 1:37.894 |
| 6 | 10.580 | 1:52.028 | 51 | 18.377 | 1:40.281 | 72 | 28.566 | 1:44.319 | 58 | 35.334 | 1:38.220 | 25 | 41.446 | 1:41.323 |
| 23 | 12.113 | 1:53.561 | 6 | 18.846 | 1:42.486 | 51 | 28.670 | 1:43.671 | 23 | 36.128 | 1:40.354 | 23 | 43.895 | 1:40.631 |
| 51 | 12.316 | 1:53.764 | 23 | 19.915 | 1:42.022 | 23 | 28.776 | 1:42.239 | 72 | 39.411 | 1:43.847 | 72 | 49.730 | 1:43.183 |
| 45 | 14.280 | 1:55.728 | 45 | 25.182 | 1:45.122 | 58 | 30.116 | 1:38.156 | 77 | 43.731 | 1:40.084 | 77 | 49.739 | 1:38.872 |
| 75 | 18.165 | 1:59.613 | 58 | 25.338 | 1:40.181 | 45 | 34.971 | 1:43.167 | 45 | 44.063 | 1:42.094 | 45 | 51.718 | 1:40.519 |
| 58 | 19.377 | 2:00.825 | 77 | 28.983 | 1:42.304 | 77 | 36.649 | 1:41.044 | 75 | 50.811 | 1:43.438 | 75 | 1:01.149 | 1:43.202 |
| 74 | 19.700 | 2:01.148 | 75 | 29.203 | 1:45.258 | 75 | 40.375 | 1:44.550 | 12 | 1:02.251 | 1:46.755 | 12 | 1:14.859 | 1:45.472 |
| 77 | 20.899 | 2:02.347 | 74 | 34.504 | 1:49.024 | 12 | 48.498 | 1:46.819 | 74 | 1:06.314 | 1:48.316 | 74 | 1:21.092 | 1:47.642 |
| 12 | 22.483 | 2:03.931 | 12 | 35.057 | 1:46.794 | 74 | 51.000 | 1:49.874 | 86 | 1:28.200 | 1:51.821 | | | |
| 86 | 27.908 | 2:09.356 | 86 | 48.566 | 1:54.878 | 86 | 1:09.381 | 1:54.193 | 60 | 1:29.131 | 1:52.144 | | | |
| 60 | 28.713 | 2:10.161 | 60 | 49.462 | 1:54.969 | 60 | 1:09.989 | 1:53.905 | | | | | | |

Car No 14 - Transponder not working - Q.12.2.1.
Weather / Track : Cloudy / Dry

Brands Hatch GP
Circuit Length = 2.3009 miles
Start: 15:38 End: 16:06

World Sportscar Masters - Part 2

RACE 9 - LAP CHART

| Lap 6 | | | Lap 7 | | | Lap 8 | | | Lap 9 | | | Lap 10 | | |
|-------|----------|----------|-------|----------|----------|-------|----------|----------|-------|----------|----------|--------|----------|----------|
| No | Behind | Laptime | No | Behind | Laptime | No | Behind | Laptime | No | Behind | Laptime | No | Behind | Laptime |
| 14 | | 1:33.655 | 14 | | 1:33.388 | 14 | | 1:33.780 | 14 | | 1:32.812 | 14 | | 1:32.704 |
| 21 | 11.365 | 1:34.910 | 74 | 1 LAP | 1:48.008 | 12 | 1 LAP | 1:44.900 | 21 | 15.907 | 1:34.478 | 75 | 1 LAP | 1:45.645 |
| 17 | 13.453 | 1:34.558 | 21 | 12.255 | 1:34.278 | 21 | 14.241 | 1:35.766 | 17 | 16.942 | 1:34.354 | 21 | 17.418 | 1:34.215 |
| 86 | 1 LAP | 1:52.589 | 17 | 14.507 | 1:34.442 | 17 | 15.400 | 1:34.673 | 12 | 1 LAP | 1:46.057 | 17 | 17.903 | 1:33.665 |
| 60 | 1 LAP | 1:53.836 | 2 | 21.494 | 1:34.900 | 74 | 1 LAP | 1:47.849 | 2 | 23.109 | 1:34.299 | 2 | 25.309 | 1:34.904 |
| 81 | 19.936 | 1:37.042 | 81 | 23.724 | 1:37.176 | 2 | 21.622 | 1:33.908 | 6 | 28.603 | 1:34.693 | 12 | 1 LAP | 1:45.574 |
| 2 | 19.982 | 1:35.328 | 6 | 26.471 | 1:33.957 | 81 | 26.532 | 1:36.588 | 81 | 30.265 | 1:36.545 | 6 | 30.295 | 1:34.396 |
| 6 | 25.902 | 1:34.229 | 86 | 1 LAP | 1:52.321 | 6 | 26.722 | 1:34.031 | 74 | 1 LAP | 1:48.845 | 81 | 32.615 | 1:35.054 |
| 18 | 36.167 | 1:38.156 | 60 | 1 LAP | 1:54.207 | 18 | 45.711 | 1:39.021 | 18 | 50.402 | 1:37.503 | 74 | 1 LAP | 1:47.150 |
| 58 | 43.471 | 1:36.762 | 18 | 40.470 | 1:37.691 | 58 | 47.507 | 1:35.471 | 58 | 50.527 | 1:35.832 | 58 | 53.943 | 1:36.120 |
| 51 | 46.128 | 1:39.912 | 58 | 45.816 | 1:35.733 | 86 | 1 LAP | 1:51.506 | 51 | 1:04.219 | 1:40.702 | 18 | 56.143 | 1:38.445 |
| 25 | 48.561 | 1:40.770 | 51 | 51.498 | 1:38.758 | 51 | 56.329 | 1:38.611 | 23 | 1:09.621 | 1:40.022 | 51 | 1:09.860 | 1:38.345 |
| 23 | 50.020 | 1:39.780 | 25 | 55.402 | 1:40.229 | 60 | 1 LAP | 1:53.911 | 25 | 1:10.559 | 1:41.307 | 23 | 1:16.452 | 1:39.535 |
| 77 | 56.325 | 1:40.241 | 23 | 56.221 | 1:39.589 | 25 | 1:02.064 | 1:40.442 | 86 | 1 LAP | 1:52.528 | 25 | 1:18.497 | 1:40.642 |
| 45 | 59.748 | 1:41.685 | 77 | 1:02.748 | 1:39.811 | 23 | 1:02.411 | 1:39.970 | 77 | 1:14.992 | 1:39.188 | 45 | 1:26.512 | 1:40.842 |
| 72 | 1:00.233 | 1:44.158 | 45 | 1:07.242 | 1:40.882 | 77 | 1:08.616 | 1:39.648 | 60 | 1 LAP | 1:53.418 | 86 | 1 LAP | 1:50.974 |
| 75 | 1:10.736 | 1:43.242 | 72 | 1:09.349 | 1:42.504 | 45 | 1:12.372 | 1:38.910 | 45 | 1:18.374 | 1:38.814 | | | |
| 12 | 1:26.249 | 1:45.045 | 75 | 1:20.849 | 1:43.501 | 72 | 1:17.791 | 1:42.222 | 72 | 1:26.976 | 1:41.997 | | | |
| | | | | | | 75 | 1:29.756 | 1:42.687 | | | | | | |

Car No 14 - Transponder not working - Q.12.2.1.
Weather / Track : Cloudy / Dry

Brands Hatch GP
Circuit Length = 2.3009 miles
Start: 15:38 End: 16:06

World Sportscar Masters - Part 2

RACE 9 - LAP CHART

| Lap 11 | | | Lap 12 | | | Lap 13 | | | Lap 14 | | | Lap 15 | | |
|--------|----------|----------|--------|----------|------------|--------|----------|------------|--------|----------|----------|--------|----------|----------|
| No | Behind | Laptime | No | Behind | Laptime | No | Behind | Laptime | No | Behind | Laptime | No | Behind | Laptime |
| 14 | | 1:33.426 | 14 | | 1:33.422 | 14 | | 1:32.782 | 14 | | 1:33.401 | 14 | | 1:32.656 |
| 72 | 1 LAP | 1:42.869 | 45 | 1 LAP | 1:42.497 | 25 | 1 LAP | 1:41.024 | 74 | 2 LAPS | 1:48.733 | 51 | 1 LAP | 1:40.858 |
| 60 | 2 LAPS | 1:54.098 | 72 | 1 LAP | 1:41.653 | 45 | 1 LAP | 1:39.937 | 23 | 1 LAP | 1:40.342 | 23 | 1 LAP | 1:40.519 |
| 21 | 18.858 | 1:34.866 | 86 | 2 LAPS | 1:50.446 | 72 | 1 LAP | 1:41.471 | 25 | 1 LAP | 1:40.314 | 25 | 1 LAP | 1:40.810 |
| 17 | 19.331 | 1:34.854 | 21 | 21.242 | 1:35.806 | 21 | 22.831 | 1:34.371 | 45 | 1 LAP | 1:39.084 | 74 | 2 LAPS | 1:49.717 |
| 75 | 1 LAP | 1:44.816 | 17 | 21.686 | 1:35.777 | 17 | 23.305 | 1:34.401 | 21 | 22.522 | 1:33.092 | 45 | 1 LAP | 1:38.114 |
| 2 | 25.962 | 1:34.079 | 2 | 26.387 | 1:33.847 | 2 | 27.619 | 1:34.014 | 17 | 23.690 | 1:33.786 | 21 | 23.015 | 1:33.149 |
| 6 | 31.860 | 1:34.991 | 60 | 2 LAPS | 1:55.500 | 86 | 2 LAPS | 1:50.787 | 2 | 28.121 | 1:33.903 | 17 | 24.495 | 1:33.461 |
| 81 | 33.906 | 1:34.717 | 75 | 1 LAP | 1:43.074 | 6 | 35.837 | 1:35.962 | 72 | 1 LAP | 1:42.375 | 2 | 29.238 | 1:33.773 |
| 12 | 1 LAP | 1:45.635 | 6 | 32.657 | 1:34.219 | 81 | 38.027 | 1:35.209 | 6 | 37.546 | 1:35.110 | 72 | 1 LAP | 1:41.843 |
| 58 | 58.982 | 1:38.465 | 81 | 35.600 | 1:35.116 | 75 | 1 LAP | 1:43.682 | 81 | 40.402 | 1:35.776 | 6 | 40.850 | 1:35.960 |
| 18 | 1:00.972 | 1:38.255 | 77 | 2 LAPS | 4:01.547 P | 77 | 2 LAPS | 1:44.241 P | 86 | 2 LAPS | 1:49.822 | 81 | 43.442 | 1:35.696 |
| 74 | 1 LAP | 1:50.240 | 12 | 1 LAP | 1:47.204 | 60 | 2 LAPS | 1:55.241 | 75 | 1 LAP | 1:42.727 | 77 | 2 LAPS | 1:38.567 |
| 51 | 1:16.084 | 1:39.650 | 58 | 1:01.671 | 1:36.111 | 58 | 1:04.671 | 1:35.782 | 77 | 2 LAPS | 1:38.949 | 86 | 2 LAPS | 1:49.923 |
| 23 | 1:22.700 | 1:39.674 | 18 | 1:05.139 | 1:37.589 | 12 | 1 LAP | 1:46.966 | 60 | 2 LAPS | 1:52.898 | 75 | 1 LAP | 1:51.406 |
| 25 | 1:25.181 | 1:40.110 | 74 | 1 LAP | 1:47.454 | 18 | 1:10.337 | 1:37.980 | 18 | 1:14.552 | 1:37.616 | 18 | 1:19.554 | 1:37.658 |
| | | | 51 | 1:21.507 | 1:38.845 | 51 | 1:28.480 | 1:39.755 | 12 | 1 LAP | 1:47.950 | 60 | 2 LAPS | 1:53.475 |
| | | | 23 | 1:28.600 | 1:39.322 | | | | | | | | | |

Car No 14 - Transponder not working - Q.12.2.1.
Weather / Track : Cloudy / Dry

Brands Hatch GP
Circuit Length = 2.3009 miles
Start: 15:38 End: 16:06

World Sportscar Masters - Part 2

RACE 9 - LAP CHART

| Lap 16 | | |
|--------|----------|----------|
| No | Behind | Laptime |
| 14 | | 1:33.327 |
| 12 | 2 LAPS | 1:46.904 |
| 51 | 1 LAP | 1:38.538 |
| 23 | 1 LAP | 1:39.155 |
| 25 | 1 LAP | 1:40.305 |
| 21 | 24.917 | 1:35.229 |
| 17 | 25.772 | 1:34.604 |
| 45 | 1 LAP | 1:41.098 |
| 2 | 30.328 | 1:34.417 |
| 74 | 2 LAPS | 1:50.787 |
| 6 | 43.698 | 1:36.175 |
| 81 | 46.602 | 1:36.487 |
| 72 | 1 LAP | 1:43.278 |
| 77 | 2 LAPS | 1:39.122 |
| 86 | 2 LAPS | 1:50.603 |
| 18 | 1:23.856 | 1:37.629 |
| 75 | 1 LAP | 1:50.573 |
| 60 | 2 LAPS | 1:53.665 |

Car No 14 - Transponder not working - Q.12.2.1.
Weather / Track : Cloudy / Dry

Brands Hatch GP
Circuit Length = 2.3009 miles
Start: 15:38 End: 16:06

World Sportscar Masters

COMBINED RACE CLASSIFICATION

| POS | NO | CL | NAME | ENTRY | TOTAL | | RACE 1 | | RACE 2 | |
|-----|----|----|---------------------------|--------------------|-------|------------------|--------|-----------|--------|-----------|
| | | | | | LAPS | TIME | LAPS | TIME | LAPS | TIME |
| 1 | 14 | R | Oliver BRYANT | Lola T70 Mk3b | 36 | 56:01.934 | 20 | 31:01.669 | 16 | 25:00.265 |
| 2 | 21 | R | Steve TANDY | Lola T70 Mk3b (C) | 36 | 57:41.475 | 20 | 32:16.293 | 16 | 25:25.182 |
| 3 | 81 | R | BEIGHTON/FINNEMORE | Lola T70 Mk3b | 36 | 58:13.623 | 20 | 32:26.756 | 16 | 25:46.867 |
| 4 | 17 | R | Richard MEINS | Lola T70 Mk3b | 35 | 56:33.226 | 19 | 31:07.189 | 16 | 25:26.037 |
| 5 | 18 | M | Bob HOUGHTON | Lola T210 | 35 | 57:44.133 | 19 | 31:20.012 | 16 | 26:24.121 |
| 6 | 51 | S | Tim COUSINS | Chevron B23 | 34 | 56:49.865 | 19 | 31:41.108 | 15 | 25:08.757 |
| 7 | 25 | S | Roberto FARNETI | Chevron B16 (C) | 34 | 57:34.895 | 19 | 32:12.584 | 15 | 25:22.311 |
| 8 | 23 | M | Stephen DOYLE | Lola T212 | 34 | 57:39.807 | 19 | 32:23.092 | 15 | 25:16.715 |
| 9 | 72 | S | Jamie BOOT | Chevron B16 | 33 | 56:42.356 | 18 | 30:53.344 | 15 | 25:49.012 |
| 10 | 45 | R | David COPLOWE | Lola T70 Mk3b (C) | 33 | 56:53.285 | 18 | 31:24.792 | 15 | 25:28.493 |
| 11 | 12 | P | Peter HALLFORD | Chevrolet Corvette | 31 | 55:22.155 | 17 | 30:16.149 | 14 | 25:06.006 |
| 12 | 74 | P | Paul HOWELLS | Porsche 911 RSR | 31 | 57:01.576 | 17 | 31:26.789 | 14 | 25:34.787 |
| 13 | 60 | P | David BETTS | Porsche 911 RSR | 31 | 58:46.923 | 17 | 31:55.495 | 14 | 26:51.428 |
| 14 | 86 | P | Jeremy COOKE | Porsche 911 RSR | 30 | 58:15.840 | 16 | 31:54.093 | 14 | 26:21.747 |
| 15 | 77 | R | Justin MAEERS | Lola T70 Mk3b | 27 | 48:06.542 | 13 | 22:00.577 | 14 | 26:05.965 |
| 16 | 2 | R | Roger WILLS | McLaren M1C | 25 | 45:56.616 | 9 | 20:26.023 | 16 | 25:30.593 |
| 17 | 75 | S | Martin ANGLE | Chevron B16 | 24 | 42:18.462 | 9 | 15:51.048 | 15 | 26:27.414 |
| 18 | 85 | S | Andrew MIDDLETON | Taydec Mk3 | 22 | 36:45.482 | 19 | 31:36.202 | 3 | 5:09.280 |
| 19 | 6 | R | Leo VOYAZIDES | Lola T70 Mk3b | 21 | 33:44.145 | 5 | 8:00.182 | 16 | 25:43.963 |
| 20 | 40 | M | Richard EVANS | Abarth PA01 | 20 | 30:52.029 | 20 | 30:52.029 | 0 | |
| 21 | 33 | R | Jon MINSHAW | Lola T70 Mk3b | 20 | 31:57.870 | 20 | 31:57.870 | | |
| 22 | 5 | R | David HART | Ferrari 512 M | 13 | 20:53.681 | 13 | 20:53.681 | | |
| 23 | 58 | R | Shaun LYNN | Lola T70 Mk3b | 13 | 21:25.552 | 0 | | 13 | 21:25.552 |

Weather / Track : Cloudy / Dry

These results are provisional until the conclusion of any judicial and technical matters.

Brands Hatch GP

Circuit Length = 2.3009 miles

Start: 15:38 End: 16:06

Clerk of Course :

Timekeeper :

Interseries Revival (inc Proto 70s & Touring 70s)

QUALIFYING - RACE 4 - CLASSIFICATION - AMENDED

| POS | NO | CL | NAME | ENTRY | TIME | ON | LAPS | GAP | DIFF | MPH |
|-----|----|----|----------------------|------------------------|----------|----|------|--------|-------|-------|
| 1 | 31 | I | Richard PIPER | McLaren M8F | 1:26.292 | 10 | 10 | | | 95.98 |
| 2 | 26 | D | Rick HALL | Matra MS670 | 1:27.781 | 12 | 14 | 1.489 | 1.489 | 94.36 |
| 3 | 2 | D | Leo VOYAZIDES | Lola T280 | 1:28.558 | 12 | 17 | 2.266 | 0.777 | 93.53 |
| 4 | 66 | A | Doug HART | March 75S | 1:28.796 | 11 | 12 | 2.504 | 0.238 | 93.28 |
| 5 | 6 | I | John GRANT | McLaren M8C | 1:29.430 | 12 | 14 | 3.138 | 0.634 | 92.62 |
| 6 | 9 | I | Frank BRADLEY | March 717 | 1:29.720 | 5 | 10 | 3.428 | 0.290 | 92.32 |
| 7 | 18 | I | Paul KNAPFIELD | Ferrari 712 | 1:30.006 | 5 | 5 | 3.714 | 0.286 | 92.02 |
| 8 | 87 | D | MONTEVERDE/PEARSON | Lola T292 | 1:30.622 | 6 | 9 | 4.330 | 0.616 | 91.40 |
| 9 | 81 | R | Kevin WILKINS | Chevron B19 | 1:30.756 | 4 | 14 | 4.464 | 0.134 | 91.26 |
| 10 | 35 | R | Sandy WATSON | Chevron B19 | 1:30.979 | 7 | 14 | 4.687 | 0.223 | 91.04 |
| 11 | 17 | I | Michiel CAMPAGNE | McLaren M8F | 1:33.317 | 11 | 11 | 7.025 | 2.338 | 88.76 |
| 12 | 16 | I | Tom WALKER | Lola T160 Spyder | 1:35.382 | 12 | 15 | 9.090 | 2.065 | 86.84 |
| 13 | 7 | A | Marc DEVIS | Lola T296 | 1:35.403 | 13 | 15 | 9.111 | 0.021 | 86.82 |
| 14 | 21 | A | Robert PARKER | Osella PA5 | 1:38.033 | 14 | 14 | 11.741 | 2.630 | 84.49 |
| 15 | 3 | R | Simon EDWARDS | Chevron B21 | 1:38.138 | 13 | 14 | 11.846 | 0.105 | 84.40 |
| 16 | 13 | 2C | Shaun LYNN | Ford Cologne Capri | 1:39.383 | 13 | 13 | 13.091 | 1.245 | 83.34 |
| 17 | 52 | I | Richard AUSTIN | Ford Capri Perana | 1:39.501 | 10 | 11 | 13.209 | 0.118 | 83.24 |
| 18 | 10 | 2C | Roger WILLS | BMW 3.5 CSL Batmobile | 1:40.619 | 6 | 12 | 14.327 | 1.118 | 82.32 |
| 19 | 25 | A | Vic NUTTER | Osella PA3 | 1:41.188 | 4 | 6 | 14.896 | 0.569 | 81.85 |
| 20 | 23 | 2C | WOODMAN/COX | Ford Cologne Capri | 1:42.444 | 4 | 13 | 16.152 | 1.256 | 80.85 |
| 21 | 1 | 2A | Chris SCRAGG | Jaguar XJ12 Coupe | 1:42.447 | 10 | 13 | 16.155 | 0.003 | 80.85 |
| 22 | 93 | 2C | YOUNG/PERRYMAN | BMW CSL | 1:42.895 | 14 | 14 | 16.603 | 0.448 | 80.50 |
| 23 | 30 | 2D | Mick WRIGLEY | Ford Escort | 1:43.079 | 12 | 13 | 16.787 | 0.184 | 80.35 |
| 24 | 68 | 2B | Mark WRIGHT | Ford Escort Mk2 | 1:45.314 | 10 | 11 | 19.022 | 2.235 | 78.65 |
| 25 | 12 | 2C | Chris YANDELL | BMW 3.5 CSL Batmobile | 1:45.841 | 10 | 10 | 19.549 | 0.527 | 78.26 |
| 26 | 40 | 2B | Mike BELL | Ford Escort Mk1 RS1600 | 1:46.607 | 11 | 13 | 20.315 | 0.766 | 77.69 |
| 27 | 11 | 2C | KJALLGREN/LITTLEJOHN | BMW 3.5 CSL Batmobile | 1:47.759 | 4 | 5 | 21.467 | 1.152 | 76.86 |
| 28 | 4 | I | Anthony TAYLOR | McLaren M6B | 1:53.160 | 3 | 4 | 26.868 | 5.401 | 73.19 |
| 29 | 61 | 2D | Eric WOOLLEY | Ford Escort | 1:53.457 | 7 | 13 | 27.165 | 0.297 | 73.00 |

Car No 6 - Fastest Qualification Lap disallowed - Q.15.1.(e/f)

Brands Hatch GP

Weather / Track : Bright / Dry

Circuit Length = 2.3009 miles

These results are provisional until the conclusion of any judicial and technical matters.

Start: 12:40 End: 13:18

| | | |
|-------------------|--|--------------|
| Clerk of Course : | | Timekeeper : |
|-------------------|--|--------------|

Interseries Revival (inc Proto 70s & Touring 70s)

QUALIFYING - RACE 4 - LAP ANALYSIS

| | | | | | | | |
|-----------|-----------------------|-------------|--------------------------|------|-----------------|-------------|---------------------|
| 1 | Chris SCRAGG | | 2A Jaguar XJ12 Coupe | | | | |
| 1 - | 2:57.968 | + 1:15.521 | 12:43:17.354 | 8 - | 13:29.395 P | + 11:46.948 | 13:07:43.124 |
| 2 - | 1:59.822 | + 17.375 | 12:45:17.176 | 9 - | 1:45.313 | + 2.866 | 13:09:28.437 |
| 3 - | 1:54.294 | + 11.847 | 12:47:11.470 | 10 - | 1:42.447 | | 13:11:10.884 |
| 4 - | 1:47.095 | + 4.648 | 12:48:58.565 | 11 - | 1:43.539 | + 1.092 | 13:12:54.423 |
| 5 - | 1:46.401 | + 3.954 | 12:50:44.966 | 12 - | 1:43.179 | + 0.732 | 13:14:37.602 |
| 6 - | 1:44.724 | + 2.277 | 12:52:29.690 | 13 - | 1:44.568 | + 2.121 | 13:16:22.170 |
| 7 - | 1:44.039 | + 1.592 | 12:54:13.729 | | | | |
| 2 | Leo VOYAZIDES | | D Lola T280 | | | | |
| 1 - | 1:47.022 | + 18.464 | 12:42:03.306 | 10 - | 12:22.535 P | + 10:53.977 | 13:06:43.948 |
| 2 - | 1:37.523 | + 8.965 | 12:43:40.829 | 11 - | 1:35.774 | + 7.216 | 13:08:19.722 |
| 3 - | 1:30.696 | + 2.138 | 12:45:11.525 | 12 - | 1:28.558 | | 13:09:48.280 |
| 4 - | 1:32.798 | + 4.240 | 12:46:44.323 | 13 - | 1:28.671 | + 0.113 | 13:11:16.951 |
| 5 - | 1:32.696 | + 4.138 | 12:48:17.019 | 14 - | 1:29.346 | + 0.788 | 13:12:46.297 |
| 6 - | 1:31.134 | + 2.576 | 12:49:48.153 | 15 - | 1:31.335 | + 2.777 | 13:14:17.632 |
| 7 - | 1:30.549 | + 1.991 | 12:51:18.702 | 16 - | 1:31.859 | + 3.301 | 13:15:49.491 |
| 8 - | 1:32.472 | + 3.914 | 12:52:51.174 | 17 - | 1:30.246 | + 1.688 | 13:17:19.737 |
| 9 - | 1:30.239 | + 1.681 | 12:54:21.413 | | | | |
| 3 | Simon EDWARDS | | R Chevron B21 | | | | |
| 1 - | 1:58.824 | + 20.686 | 12:42:43.782 | 8 - | 13:53.827 P | + 12:15.689 | 13:07:23.210 |
| 2 - | 1:51.704 | + 13.566 | 12:44:35.486 | 9 - | 1:42.011 | + 3.873 | 13:09:05.221 |
| 3 - | 1:48.646 | + 10.508 | 12:46:24.132 | 10 - | 1:39.851 | + 1.713 | 13:10:45.072 |
| 4 - | 1:46.237 | + 8.099 | 12:48:10.369 | 11 - | 1:38.340 | + 0.202 | 13:12:23.412 |
| 5 - | 1:47.079 | + 8.941 | 12:49:57.448 | 12 - | 1:38.699 | + 0.561 | 13:14:02.111 |
| 6 - | 1:47.513 | + 9.375 | 12:51:44.961 | 13 - | 1:38.138 | | 13:15:40.249 |
| 7 - | 1:44.422 | + 6.284 | 12:53:29.383 | 14 - | 1:38.283 | + 0.145 | 13:17:18.532 |
| 4 | Anthony TAYLOR | | I McLaren M6B | | | | |
| 1 - | 2:06.425 | + 13.265 | 12:43:01.736 | 3 - | 1:53.160 | | 12:46:48.482 |
| 2 - | 1:53.586 | + 0.426 | 12:44:55.322 | 4 - | 1:54.816 | + 1.656 | 12:48:43.298 |
| 6 | John GRANT | | I McLaren M8C | | | | |
| 1 - | 1:53.564 | + 24.184 | 12:42:28.099 | 8 - | 1:38.208 | + 8.828 | 13:08:49.177 |
| 2 - | 1:37.724 | + 8.344 | 12:44:05.823 | 9 - | 1:31.824 | + 2.444 | 13:10:21.001 |
| 3 - | 5:29.607 P | + 4:00.227 | 12:49:35.430 | 10 - | 1:34.294 | + 4.914 | 13:11:55.295 |
| 4 - | 1:35.098 | + 5.718 | 12:51:10.528 | 11 - | 1:33.650 | + 4.270 | 13:13:28.945 |
| 5 - | 1:29.380 | | 12:52:39.908 | 12 - | 1:29.430 | + 0.050 | 13:14:58.375 |
| 6 - | 1:31.240 | + 1.860 | 12:54:11.148 | 13 - | 1:29.600 | + 0.220 | 13:16:27.975 |
| 7 - | 12:59.821 P | + 11:30.441 | 13:07:10.969 | 14 - | 1:33.962 | + 4.582 | 13:18:01.937 |
| 7 | Marc DEVIS | | A Lola T296 | | | | |
| 1 - | 1:56.736 | + 21.333 | 12:42:40.733 | 9 - | 12:45.832 P | + 11:10.429 | 13:07:02.791 |
| 2 - | 1:45.057 | + 9.654 | 12:44:25.790 | 10 - | 1:39.437 | + 4.034 | 13:08:42.228 |
| 3 - | 1:40.092 | + 4.689 | 12:46:05.882 | 11 - | 1:38.584 | + 3.181 | 13:10:20.812 |
| 4 - | 1:41.431 | + 6.028 | 12:47:47.313 | 12 - | 1:36.494 | + 1.091 | 13:11:57.306 |
| 5 - | 1:38.155 | + 2.752 | 12:49:25.468 | 13 - | 1:35.403 | | 13:13:32.709 |
| 6 - | 1:37.265 | + 1.862 | 12:51:02.733 | 14 - | 1:36.162 | + 0.759 | 13:15:08.871 |
| 7 - | 1:37.625 | + 2.222 | 12:52:40.358 | 15 - | 1:37.011 | + 1.608 | 13:16:45.882 |
| 8 - | 1:36.601 | + 1.198 | 12:54:16.959 | | | | |
| 9 | Frank BRADLEY | | I March 717 | | | | |
| 1 - | 1:57.383 | + 27.663 | 12:42:59.795 | 6 - | 4:00.115 P | + 2:30.395 | 12:53:14.016 |
| 2 - | 1:38.800 | + 9.080 | 12:44:38.595 | 7 - | 1:35.346 | + 5.626 | 12:54:49.362 |
| 3 - | 1:33.753 | + 4.033 | 12:46:12.348 | 8 - | 12:04.987 P | + 10:35.267 | 13:06:54.349 |
| 4 - | 1:31.833 | + 2.113 | 12:47:44.181 | 9 - | 1:35.887 | + 6.167 | 13:08:30.236 |
| 5 - | 1:29.720 | | 12:49:13.901 | 10 - | 1:31.638 | + 1.918 | 13:10:01.874 |
| 10 | Roger WILLS | | 2C BMW 3.5 CSL Batmobile | | | | |
| 1 - | 1:52.087 | + 11.468 | 12:42:20.435 | 7 - | 1:42.153 | + 1.534 | 12:52:32.295 |
| 2 - | 1:42.388 | + 1.769 | 12:44:02.823 | 8 - | 14:56.130 P | + 13:15.511 | 13:07:28.425 |

Weather / Track : Bright / Dry

Brands Hatch GP
Circuit Length = 2.3009 miles
Start: 12:40 End: 13:18

Interseries Revival (inc Proto 70s & Touring 70s)

QUALIFYING - RACE 4 - LAP ANALYSIS

| | | | | | | | |
|-----------|--|-------------|---------------------|------|-----------------|-------------|---------------------|
| 3 - | 1:43.899 | + 3.280 | 12:45:46.722 | 9 - | 1:49.985 | + 9.366 | 13:09:18.410 |
| 4 - | 1:41.308 | + 0.689 | 12:47:28.030 | 10 - | 1:41.741 | + 1.122 | 13:11:00.151 |
| 5 - | 1:41.493 | + 0.874 | 12:49:09.523 | 11 - | 1:42.453 | + 1.834 | 13:12:42.604 |
| 6 - | 1:40.619 | | 12:50:50.142 | 12 - | 1:41.727 | + 1.108 | 13:14:24.331 |
| 11 | KJALLGREN/LITTLEJOHN 2C BMW 3.5 CSL Batmobile | | | | | | |
| 1 - | 2:03.289 | + 15.530 | 12:42:33.580 | 4 - | 1:47.759 | | 12:48:06.146 |
| 2 - | 1:55.608 | + 7.849 | 12:44:29.188 | 5 - | 5:03.980 P | + 3:16.221 | 12:53:10.126 |
| 3 - | 1:49.199 | + 1.440 | 12:46:18.387 | | | | |
| 12 | Chris YANDELL 2C BMW 3.5 CSL Batmobile | | | | | | |
| 1 - | 2:05.613 | + 19.772 | 12:42:34.992 | 6 - | 1:45.908 | + 0.067 | 12:51:50.132 |
| 2 - | 1:58.467 | + 12.626 | 12:44:33.459 | 7 - | 1:47.763 | + 1.922 | 12:53:37.895 |
| 3 - | 1:52.459 | + 6.618 | 12:46:25.918 | 8 - | 13:19.654 P | + 11:33.813 | 13:06:57.549 |
| 4 - | 1:50.909 | + 5.068 | 12:48:16.827 | 9 - | 1:54.705 | + 8.864 | 13:08:52.254 |
| 5 - | 1:47.397 | + 1.556 | 12:50:04.224 | 10 - | 1:45.841 | | 13:10:38.095 |
| 13 | Shaun LYNN 2C Ford Cologne Capri | | | | | | |
| 1 - | 1:48.400 | + 9.017 | 12:42:05.629 | 8 - | 12:13.690 P | + 10:34.307 | 13:06:48.096 |
| 2 - | 1:40.624 | + 1.241 | 12:43:46.253 | 9 - | 1:48.052 | + 8.669 | 13:08:36.148 |
| 3 - | 1:40.667 | + 1.284 | 12:45:26.920 | 10 - | 1:42.576 | + 3.193 | 13:10:18.724 |
| 4 - | 1:41.405 | + 2.022 | 12:47:08.325 | 11 - | 1:45.565 | + 6.182 | 13:12:04.289 |
| 5 - | 4:01.718 P | + 2:22.335 | 12:51:10.043 | 12 - | 1:39.585 | + 0.202 | 13:13:43.874 |
| 6 - | 1:44.905 | + 5.522 | 12:52:54.948 | 13 - | 1:39.383 | | 13:15:23.257 |
| 7 - | 1:39.458 | + 0.075 | 12:54:34.406 | | | | |
| 16 | Tom WALKER I Lola T160 Spyder | | | | | | |
| 1 - | 1:43.180 | + 7.798 | 12:43:44.387 | 9 - | 1:38.132 | + 2.750 | 13:08:18.885 |
| 2 - | 1:41.323 | + 5.941 | 12:45:25.710 | 10 - | 1:35.759 | + 0.377 | 13:09:54.644 |
| 3 - | 1:44.336 | + 8.954 | 12:47:10.046 | 11 - | 1:35.583 | + 0.201 | 13:11:30.227 |
| 4 - | 1:42.740 | + 7.358 | 12:48:52.786 | 12 - | 1:35.382 | | 13:13:05.609 |
| 5 - | 1:41.734 | + 6.352 | 12:50:34.520 | 13 - | 1:35.458 | + 0.076 | 13:14:41.067 |
| 6 - | 1:38.754 | + 3.372 | 12:52:13.274 | 14 - | 1:36.866 | + 1.484 | 13:16:17.933 |
| 7 - | 1:37.019 | + 1.637 | 12:53:50.293 | 15 - | 1:35.829 | + 0.447 | 13:17:53.762 |
| 8 - | 12:50.460 P | + 11:15.078 | 13:06:40.753 | | | | |
| 17 | Michiel CAMPAGNE I McLaren M8F | | | | | | |
| 1 - | 2:19.503 | + 46.186 | 12:48:57.108 | 7 - | 1:38.966 | + 5.649 | 13:10:18.888 |
| 2 - | 1:49.527 | + 16.210 | 12:50:46.635 | 8 - | 1:35.718 | + 2.401 | 13:11:54.606 |
| 3 - | 1:39.434 | + 6.117 | 12:52:26.069 | 9 - | 1:35.163 | + 1.846 | 13:13:29.769 |
| 4 - | 1:36.395 | + 3.078 | 12:54:02.464 | 10 - | 1:34.382 | + 1.065 | 13:15:04.151 |
| 5 - | 12:53.728 P | + 11:20.411 | 13:06:56.192 | 11 - | 1:33.317 | | 13:16:37.468 |
| 6 - | 1:43.730 | + 10.413 | 13:08:39.922 | | | | |
| 18 | Paul KNAPFIELD D Ferrari 312 PB | | | | | | |
| 1 - | 1:39.391 | + 9.385 | 12:41:53.198 | 4 - | 1:32.734 | + 2.728 | 12:46:27.973 |
| 2 - | 1:31.509 | + 1.503 | 12:43:24.707 | 5 - | 1:30.006 | | 12:47:57.979 |
| 3 - | 1:30.532 | + 0.526 | 12:44:55.239 | | | | |
| 21 | Robert PARKER A Osella PA5 | | | | | | |
| 1 - | 2:03.432 | + 25.399 | 12:42:57.183 | 8 - | 12:26.356 P | + 10:48.323 | 13:07:15.356 |
| 2 - | 1:52.851 | + 14.818 | 12:44:50.034 | 9 - | 1:45.621 | + 7.588 | 13:09:00.977 |
| 3 - | 1:46.051 | + 8.018 | 12:46:36.085 | 10 - | 1:40.162 | + 2.129 | 13:10:41.139 |
| 4 - | 3:06.400 P | + 1:28.367 | 12:49:42.485 | 11 - | 1:40.112 | + 2.079 | 13:12:21.251 |
| 5 - | 1:41.495 | + 3.462 | 12:51:23.980 | 12 - | 1:39.362 | + 1.329 | 13:14:00.613 |
| 6 - | 1:42.197 | + 4.164 | 12:53:06.177 | 13 - | 1:39.335 | + 1.302 | 13:15:39.948 |
| 7 - | 1:42.823 | + 4.790 | 12:54:49.000 | 14 - | 1:38.033 | | 13:17:17.981 |
| 23 | WOODMAN/COX 2C Ford Cologne Capri | | | | | | |
| 1 - | 2:12.822 | + 30.378 | 12:42:39.991 | 8 - | 1:51.555 | + 9.111 | 13:08:55.590 |
| 2 - | 1:48.082 | + 5.638 | 12:44:28.073 | 9 - | 1:46.715 | + 4.271 | 13:10:42.305 |
| 3 - | 1:42.614 | + 0.170 | 12:46:10.687 | 10 - | 1:46.425 | + 3.981 | 13:12:28.730 |
| 4 - | 1:42.444 | | 12:47:53.131 | 11 - | 1:46.373 | + 3.929 | 13:14:15.103 |

Weather / Track : Bright / Dry

Brands Hatch GP
Circuit Length = 2.3009 miles
Start: 12:40 End: 13:18

Interseries Revival (inc Proto 70s & Touring 70s)

QUALIFYING - RACE 4 - LAP ANALYSIS

| | | | | | | | |
|-----------|--|-------------|---------------------|------|-----------------|-------------|---------------------|
| 5 - | 1:44.297 | + 1.853 | 12:49:37.428 | 12 - | 1:46.078 | + 3.634 | 13:16:01.181 |
| 6 - | 3:38.245 P | + 1:55.801 | 12:53:15.673 | 13 - | 1:45.592 | + 3.148 | 13:17:46.773 |
| 7 - | 13:48.362 P | + 12:05.918 | 13:07:04.035 | | | | |
| 25 | Vic NUTTER A Osella PA3 | | | | | | |
| 1 - | 2:00.629 | + 19.441 | 12:42:53.227 | 4 - | 1:41.188 | | 12:48:05.217 |
| 2 - | 1:45.265 | + 4.077 | 12:44:38.492 | 5 - | 3:25.179 P | + 1:43.991 | 12:51:30.396 |
| 3 - | 1:45.537 | + 4.349 | 12:46:24.029 | 6 - | 1:41.844 | + 0.656 | 12:53:12.240 |
| 26 | Rick HALL D Matra MS670 | | | | | | |
| 1 - | 1:41.718 | + 13.937 | 12:43:18.918 | 8 - | 1:29.849 | + 2.068 | 12:54:02.168 |
| 2 - | 1:34.219 | + 6.438 | 12:44:53.137 | 9 - | 13:06.194 P | + 11:38.413 | 13:07:08.362 |
| 3 - | 1:34.688 | + 6.907 | 12:46:27.825 | 10 - | 1:34.903 | + 7.122 | 13:08:43.265 |
| 4 - | 1:32.256 | + 4.475 | 12:48:00.081 | 11 - | 1:33.962 | + 6.181 | 13:10:17.227 |
| 5 - | 1:31.998 | + 4.217 | 12:49:32.079 | 12 - | 1:27.781 | | 13:11:45.008 |
| 6 - | 1:31.003 | + 3.222 | 12:51:03.082 | 13 - | 1:28.539 | + 0.758 | 13:13:13.547 |
| 7 - | 1:29.237 | + 1.456 | 12:52:32.319 | 14 - | 1:28.449 | + 0.668 | 13:14:41.996 |
| 30 | Mick WRIGLEY 2D Ford Escort | | | | | | |
| 1 - | 1:50.972 | + 7.893 | 12:43:45.110 | 8 - | 1:46.458 | + 3.379 | 13:08:59.398 |
| 2 - | 1:44.951 | + 1.872 | 12:45:30.061 | 9 - | 1:45.798 | + 2.719 | 13:10:45.196 |
| 3 - | 1:43.104 | + 0.025 | 12:47:13.165 | 10 - | 1:44.013 | + 0.934 | 13:12:29.209 |
| 4 - | 1:44.356 | + 1.277 | 12:48:57.521 | 11 - | 1:43.883 | + 0.804 | 13:14:13.092 |
| 5 - | 1:43.626 | + 0.547 | 12:50:41.147 | 12 - | 1:43.079 | | 13:15:56.171 |
| 6 - | 3:12.208 P | + 1:29.129 | 12:53:53.355 | 13 - | 1:43.146 | + 0.067 | 13:17:39.317 |
| 7 - | 13:19.585 P | + 11:36.506 | 13:07:12.940 | | | | |
| 31 | Richard PIPER I McLaren M8F | | | | | | |
| 1 - | 1:52.760 | + 26.468 | 12:42:54.099 | 6 - | 1:35.265 | + 8.973 | 12:53:36.693 |
| 2 - | 1:37.076 | + 10.784 | 12:44:31.175 | 7 - | 13:23.711 P | + 11:57.419 | 13:07:00.404 |
| 3 - | 1:32.227 | + 5.935 | 12:46:03.402 | 8 - | 1:37.710 | + 11.418 | 13:08:38.114 |
| 4 - | 1:27.319 | + 1.027 | 12:47:30.721 | 9 - | 1:33.475 | + 7.183 | 13:10:11.589 |
| 5 - | 4:30.707 P | + 3:04.415 | 12:52:01.428 | 10 - | 1:26.292 | | 13:11:37.881 |
| 35 | Sandy WATSON R Chevron B19 | | | | | | |
| 1 - | 1:52.739 | + 21.760 | 12:42:29.517 | 8 - | 12:26.106 P | + 10:55.127 | 13:07:05.661 |
| 2 - | 1:37.168 | + 6.189 | 12:44:06.685 | 9 - | 1:37.344 | + 6.365 | 13:08:43.005 |
| 3 - | 4:20.287 P | + 2:49.308 | 12:48:26.972 | 10 - | 1:36.191 | + 5.212 | 13:10:19.196 |
| 4 - | 1:36.972 | + 5.993 | 12:50:03.944 | 11 - | 1:35.972 | + 4.993 | 13:11:55.168 |
| 5 - | 1:33.216 | + 2.237 | 12:51:37.160 | 12 - | 1:35.284 | + 4.305 | 13:13:30.452 |
| 6 - | 1:31.416 | + 0.437 | 12:53:08.576 | 13 - | 1:35.209 | + 4.230 | 13:15:05.661 |
| 7 - | 1:30.979 | | 12:54:39.555 | 14 - | 1:44.697 | + 13.718 | 13:16:50.358 |
| 40 | Mike BELL 2B Ford Escort Mk1 RS1600 | | | | | | |
| 1 - | 2:11.656 | + 25.049 | 12:42:44.410 | 8 - | 12:54.994 P | + 11:08.387 | 13:06:42.806 |
| 2 - | 1:56.311 | + 9.704 | 12:44:40.721 | 9 - | 1:54.820 | + 8.213 | 13:08:37.626 |
| 3 - | 1:53.623 | + 7.016 | 12:46:34.344 | 10 - | 1:51.885 | + 5.278 | 13:10:29.511 |
| 4 - | 1:48.569 | + 1.962 | 12:48:22.913 | 11 - | 1:46.607 | | 13:12:16.118 |
| 5 - | 1:48.588 | + 1.981 | 12:50:11.501 | 12 - | 1:47.443 | + 0.836 | 13:14:03.561 |
| 6 - | 1:48.019 | + 1.412 | 12:51:59.520 | 13 - | 1:50.109 | + 3.502 | 13:15:53.670 |
| 7 - | 1:48.292 | + 1.685 | 12:53:47.812 | | | | |
| 52 | Richard AUSTIN I Ford Capri Perana | | | | | | |
| 1 - | 1:57.206 | + 17.705 | 12:43:01.649 | 7 - | 1:40.550 | + 1.049 | 12:53:18.365 |
| 2 - | 1:44.511 | + 5.010 | 12:44:46.160 | 8 - | 14:20.728 P | + 12:41.227 | 13:07:39.093 |
| 3 - | 1:43.993 | + 4.492 | 12:46:30.153 | 9 - | 1:43.026 | + 3.525 | 13:09:22.119 |
| 4 - | 1:42.232 | + 2.731 | 12:48:12.385 | 10 - | 1:39.501 | | 13:11:01.620 |
| 5 - | 1:44.534 | + 5.033 | 12:49:56.919 | 11 - | 1:40.008 | + 0.507 | 13:12:41.628 |
| 6 - | 1:40.896 | + 1.395 | 12:51:37.815 | | | | |
| 61 | Eric WOOLLEY 2D Ford Escort | | | | | | |
| 1 - | 2:11.624 | + 18.167 | 12:42:37.298 | 8 - | 12:40.418 P | + 10:46.961 | 13:06:51.144 |
| 2 - | 1:58.248 | + 4.791 | 12:44:35.546 | 9 - | 2:01.307 | + 7.850 | 13:08:52.451 |

Weather / Track : Bright / Dry

Brands Hatch GP
Circuit Length = 2.3009 miles
Start: 12:40 End: 13:18

Interseries Revival (inc Proto 70s & Touring 70s)

QUALIFYING - RACE 4 - LAP ANALYSIS

| | | | | | | | |
|-----------|---------------------------|-------------|---------------------|------|-----------------|-------------|---------------------|
| 3 - | 1:59.434 | + 5.977 | 12:46:34.980 | 10 - | 1:56.764 | + 3.307 | 13:10:49.215 |
| 4 - | 1:54.592 | + 1.135 | 12:48:29.572 | 11 - | 1:53.572 | + 0.115 | 13:12:42.787 |
| 5 - | 1:53.487 | + 0.030 | 12:50:23.059 | 12 - | 1:53.736 | + 0.279 | 13:14:36.523 |
| 6 - | 1:54.210 | + 0.753 | 12:52:17.269 | 13 - | 1:53.559 | + 0.102 | 13:16:30.082 |
| 7 - | 1:53.457 | | 12:54:10.726 | | | | |
| 66 | Doug HART | | A March 75S | | | | |
| 1 - | 1:58.806 | + 30.010 | 12:42:49.457 | 7 - | 1:30.472 | + 1.676 | 12:53:54.865 |
| 2 - | 1:37.574 | + 8.778 | 12:44:27.031 | 8 - | 12:51.422 P | + 11:22.626 | 13:06:46.287 |
| 3 - | 1:30.475 | + 1.679 | 12:45:57.506 | 9 - | 1:43.663 | + 14.867 | 13:08:29.950 |
| 4 - | 1:30.057 | + 1.261 | 12:47:27.563 | 10 - | 1:43.818 | + 15.022 | 13:10:13.768 |
| 5 - | 3:14.247 P | + 1:45.451 | 12:50:41.810 | 11 - | 1:28.796 | | 13:11:42.564 |
| 6 - | 1:42.583 | + 13.787 | 12:52:24.393 | 12 - | 1:39.369 | + 10.573 | 13:13:21.933 |
| 68 | Mark WRIGHT | | 2B Ford Escort Mk2 | | | | |
| 1 - | 2:09.456 | + 24.142 | 12:42:32.340 | 7 - | 13:10.540 P | + 11:25.226 | 13:07:09.149 |
| 2 - | 4:17.754 P | + 2:32.440 | 12:46:50.094 | 8 - | 1:47.612 | + 2.298 | 13:08:56.761 |
| 3 - | 1:51.468 | + 6.154 | 12:48:41.562 | 9 - | 1:51.187 | + 5.873 | 13:10:47.948 |
| 4 - | 1:45.342 | + 0.028 | 12:50:26.904 | 10 - | 1:45.314 | | 13:12:33.262 |
| 5 - | 1:45.389 | + 0.075 | 12:52:12.293 | 11 - | 1:45.479 | + 0.165 | 13:14:18.741 |
| 6 - | 1:46.316 | + 1.002 | 12:53:58.609 | | | | |
| 81 | Kevin WILKINS | | R Chevron B19 | | | | |
| 1 - | 1:47.731 | + 16.975 | 12:42:34.565 | 8 - | 13:24.672 P | + 11:53.916 | 13:07:04.877 |
| 2 - | 1:34.593 | + 3.837 | 12:44:09.158 | 9 - | 1:41.273 | + 10.517 | 13:08:46.150 |
| 3 - | 1:35.673 | + 4.917 | 12:45:44.831 | 10 - | 1:36.722 | + 5.966 | 13:10:22.872 |
| 4 - | 1:30.756 | | 12:47:15.587 | 11 - | 1:40.380 | + 9.624 | 13:12:03.252 |
| 5 - | 1:37.200 | + 6.444 | 12:48:52.787 | 12 - | 1:33.475 | + 2.719 | 13:13:36.727 |
| 6 - | 3:09.410 P | + 1:38.654 | 12:52:02.197 | 13 - | 1:32.415 | + 1.659 | 13:15:09.142 |
| 7 - | 1:38.008 | + 7.252 | 12:53:40.205 | 14 - | 1:35.451 | + 4.695 | 13:16:44.593 |
| 87 | MONTEVERDE/PEARSON | | D Lola T292 | | | | |
| 1 - | 12:01.996 P | + 10:31.374 | 12:52:37.307 | 6 - | 1:30.622 | | 13:11:38.094 |
| 2 - | 1:42.675 | + 12.053 | 12:54:19.982 | 7 - | 1:39.169 | + 8.547 | 13:13:17.263 |
| 3 - | 12:32.357 P | + 11:01.735 | 13:06:52.339 | 8 - | 1:32.597 | + 1.975 | 13:14:49.860 |
| 4 - | 1:41.967 | + 11.345 | 13:08:34.306 | 9 - | 1:31.591 | + 0.969 | 13:16:21.451 |
| 5 - | 1:33.166 | + 2.544 | 13:10:07.472 | | | | |
| 93 | YOUNG/PERRYMAN | | 2C BMW CSL | | | | |
| 1 - | 2:00.412 | + 17.517 | 12:42:22.175 | 8 - | 12:20.200 P | + 10:37.305 | 13:06:45.044 |
| 2 - | 1:46.458 | + 3.563 | 12:44:08.633 | 9 - | 1:49.368 | + 6.473 | 13:08:34.412 |
| 3 - | 1:45.897 | + 3.002 | 12:45:54.530 | 10 - | 1:43.668 | + 0.773 | 13:10:18.080 |
| 4 - | 1:46.113 | + 3.218 | 12:47:40.643 | 11 - | 1:44.411 | + 1.516 | 13:12:02.491 |
| 5 - | 1:45.997 | + 3.102 | 12:49:26.640 | 12 - | 1:43.195 | + 0.300 | 13:13:45.686 |
| 6 - | 1:44.362 | + 1.467 | 12:51:11.002 | 13 - | 1:44.351 | + 1.456 | 13:15:30.037 |
| 7 - | 3:13.842 P | + 1:30.947 | 12:54:24.844 | 14 - | 1:42.895 | | 13:17:12.932 |

Weather / Track : Bright / Dry

Brands Hatch GP
Circuit Length = 2.3009 miles
Start: 12:40 End: 13:18

Interseries Revival (inc Proto 70s & Touring 70s) - Part 1

RACE 4 - GRID - AMENDED

| | | |
|--------|-------------------------------------|-----------------------------------|
| ROW 15 | 1:53.457 61 Eric WOOLLEY | |
| ROW 14 | 1:47.759 11 KJALLGREN/LITTLEJOHN | 1:53.160 4 Anthony TAYLOR |
| ROW 13 | 1:45.841 12 Chris YANDELL | 1:46.607 40 Mike BELL |
| ROW 12 | 1:43.079 30 Mick WRIGLEY | 1:45.314 68 Mark WRIGHT |
| ROW 11 | 1:42.447 1 Chris SCRAGG | 1:42.895 93 YOUNG/PERRYMAN |
| ROW 10 | 1:41.188 25 Vic NUTTER | 1:42.444 23 WOODMAN/COX |
| ROW 9 | 1:39.501 52 Richard AUSTIN | 1:40.619 10 Roger WILLS |
| ROW 8 | 1:38.138 3 Simon EDWARDS | 1:39.383 13 Shaun LYNN |
| ROW 7 | 1:35.403 7 Marc DEVIS | 1:38.033 21 Robert PARKER |
| ROW 6 | 1:33.317 17 Michiel CAMPAGNE | 1:35.382 16 Tom WALKER |
| ROW 5 | 1:30.756 81 Kevin WILKINS | 1:30.979 35 Sandy WATSON |
| ROW 4 | 1:30.006 18 Paul KNAPFIELD | 1:30.622 87 MONTEVERDE/PEARSON |
| ROW 3 | 1:29.430 6 John GRANT | 1:29.720 9 Frank BRADLEY |
| ROW 2 | 1:28.558 2 Leo VOYAZIDES | 1:28.796 66 Doug HART |
| ROW 1 | 1:26.292 31 Richard PIPER | 1:27.781 26 Rick HALL |

Pole

Brands Hatch GP
Circuit Length = 2.3009 miles

These results are provisional until the conclusion of any judicial and technical matters.

Clerk of Course :

Timekeeper :

Interserie Revival (inc Proto 70s & Touring 70s) - Part 1

RACE 4 - CLASSIFICATION

| POS | NO | CL | NAME | ENTRY | LAPS | TIME | GAP | DIFF | MPH | BEST | ON |
|-----|----|----|----------------------|------------------------|------|-----------|----------|--------|-------|----------|----|
| 1 | 31 | I | Richard PIPER | McLaren M8F | 12 | 17:51.838 | | | 92.73 | 1:27.667 | 10 |
| 2 | 9 | I | Frank BRADLEY | March 717 | 12 | 17:57.136 | 5.298 | 5.298 | 92.27 | 1:27.848 | 9 |
| 3 | 2 | D | Leo VOYAZIDES | Lola T280 | 12 | 17:58.715 | 6.877 | 1.579 | 92.14 | 1:28.193 | 12 |
| 4 | 87 | D | MONTEVERDE/PEARSON | Lola T292 | 12 | 17:58.926 | 7.088 | 0.211 | 92.12 | 1:27.739 | 12 |
| 5 | 35 | R | Sandy WATSON | Chevron B19 | 12 | 18:25.310 | 33.472 | 26.384 | 89.92 | 1:30.571 | 4 |
| 6 | 17 | I | Michiel CAMPAGNE | McLaren M8F | 12 | 18:53.503 | 1:01.665 | 28.193 | 87.69 | 1:32.202 | 8 |
| 7 | 81 | R | Kevin WILKINS | Chevron B19 | 12 | 18:55.022 | 1:03.184 | 1.519 | 87.57 | 1:32.367 | 11 |
| 8 | 16 | I | Tom WALKER | Lola T160 Spyder | 11 | 17:54.025 | 1 lap | 1 lap | 84.83 | 1:35.029 | 6 |
| 9 | 21 | A | Robert PARKER | Osella PA5 | 11 | 18:21.791 | 1 lap | 27.766 | 82.69 | 1:38.096 | 10 |
| 10 | 3 | R | Simon EDWARDS | Chevron B21 | 11 | 18:42.945 | 1 lap | 21.154 | 81.13 | 1:37.486 | 11 |
| 11 | 13 | 2C | Shaun LYNN | Ford Cologne Capri | 11 | 18:46.446 | 1 lap | 3.501 | 80.88 | 1:39.958 | 4 |
| 12 | 52 | I | Richard AUSTIN | Ford Capri Perana | 11 | 18:53.504 | 1 lap | 7.058 | 80.38 | 1:40.732 | 10 |
| 13 | 23 | 2C | WOODMAN/COX | Ford Cologne Capri | 11 | 18:56.201 | 1 lap | 2.697 | 80.19 | 1:40.923 | 9 |
| 14 | 93 | 2C | YOUNG/PERRYMAN | BMW CSL | 11 | 18:59.898 | 1 lap | 3.697 | 79.93 | 1:40.996 | 9 |
| 15 | 30 | 2D | Mick WRIGLEY | Ford Escort | 11 | 19:19.512 | 1 lap | 19.614 | 78.58 | 1:42.698 | 8 |
| 16 | 11 | 2C | KJALLGREN/LITTLEJOHN | BMW 3.5 CSL Batmobile | 11 | 19:19.747 | 1 lap | 0.235 | 78.56 | 1:41.877 | 8 |
| 17 | 12 | 2C | Chris YANDELL | BMW 3.5 CSL Batmobile | 11 | 19:29.008 | 1 lap | 9.261 | 77.94 | 1:42.537 | 7 |
| 18 | 4 | I | Anthony TAYLOR | McLaren M6B | 10 | 18:23.293 | 2 laps | 1 lap | 75.07 | 1:47.708 | 7 |
| 19 | 40 | 2B | Mike BELL | Ford Escort Mk1 RS1600 | 10 | 18:24.337 | 2 laps | 1.044 | 75.00 | 1:47.458 | 4 |
| 20 | 61 | 2D | Eric WOOLLEY | Ford Escort | 10 | 19:15.157 | 2 laps | 50.820 | 71.70 | 1:52.466 | 10 |
| 21 | 7 | A | Marc DEVIS | Lola T296 | 8 | 19:18.328 | 4 laps | 2 laps | 57.20 | 1:36.165 | 3 |

NOT CLASSIFIED

| | | | | | | | | | | | |
|-----|----|----|--------------|-----------------------|----|-----------|---------|--------|-------|----------|----|
| DNF | 10 | 2C | Roger WILLS | BMW 3.5 CSL Batmobile | 9 | 15:42.326 | 3 laps | 0.000 | 79.11 | 1:42.162 | 8 |
| DNF | 66 | A | Doug HART | March 75S | 9 | 16:27.816 | 3 laps | 45.490 | 75.46 | 1:32.279 | 7 |
| DNF | 1 | 2A | Chris SCRAGG | Jaguar XJ12 Coupe | 2 | 3:38.848 | 10 laps | 7 laps | 75.69 | 1:43.522 | 2 |
| DNF | 26 | D | Rick HALL | Matra MS670 | 0 | | | | | | |
| DQ | 6 | I | John GRANT | McLaren M8C | 12 | 17:56.798 | 4.960 | 0.000 | 92.30 | 1:27.794 | 12 |

FASTEST LAP

| | | | | | | | |
|----|----|--------------------|------------------------|----|----------|-----------|------------|
| 31 | I | Richard PIPER | McLaren M8F | 10 | 1:27.667 | 94.48 mph | 152.05 kph |
| 87 | D | MONTEVERDE/PEARSON | Lola T292 | 12 | 1:27.739 | 94.40 mph | 151.93 kph |
| 35 | R | Sandy WATSON | Chevron B19 | 4 | 1:30.571 | 91.45 mph | 147.18 kph |
| 66 | A | Doug HART | March 75S | 7 | 1:32.279 | 89.76 mph | 144.45 kph |
| 13 | 2C | Shaun LYNN | Ford Cologne Capri | 4 | 1:39.958 | 82.86 mph | 133.36 kph |
| 30 | 2D | Mick WRIGLEY | Ford Escort | 8 | 1:42.698 | 80.65 mph | 129.80 kph |
| 1 | 2A | Chris SCRAGG | Jaguar XJ12 Coupe | 2 | 1:43.522 | 80.01 mph | 128.76 kph |
| 40 | 2B | Mike BELL | Ford Escort Mk1 RS1600 | 4 | 1:47.458 | 77.08 mph | 124.05 kph |

Car no 6 - Not classified - Not running at Red Flag

Car No 17 - Transponder not working - Q.12.2.1.

Weather / Track : Cloudy / Dry

These results are provisional until the conclusion of any judicial and technical matters.

Brands Hatch GP

Circuit Length = 2.3009 miles

Start: 09:51 End: 10:14

| | |
|-------------------|--------------|
| Clerk of Course : | Timekeeper : |
|-------------------|--------------|

Interserie Revival (inc Proto 70s & Touring 70s) - Part 1

RACE 4 - LAP CHART

| Lap 1 | | | Lap 2 | | | Lap 3 | | | Lap 4 | | | Lap 5 | | |
|-------|--------|----------|-------|--------|------------|-------|----------|------------|-------|----------|----------|-------|----------|----------|
| No | Behind | Laptime | No | Behind | Laptime | No | Behind | Laptime | No | Behind | Laptime | No | Behind | Laptime |
| 31 | | 1:35.203 | 31 | | 1:30.199 | 31 | | 1:29.005 | 31 | | 1:29.079 | 31 | | 1:28.863 |
| 2 | 0.653 | 1:35.856 | 2 | 0.869 | 1:30.415 | 2 | 0.806 | 1:28.942 | 2 | 0.904 | 1:29.177 | 2 | 0.887 | 1:28.846 |
| 6 | 1.628 | 1:36.831 | 6 | 1.585 | 1:30.156 | 6 | 1.616 | 1:29.036 | 6 | 1.386 | 1:28.849 | 6 | 1.386 | 1:28.863 |
| 9 | 2.384 | 1:37.587 | 9 | 1.783 | 1:29.598 | 9 | 1.995 | 1:29.217 | 9 | 1.700 | 1:28.784 | 9 | 1.641 | 1:28.804 |
| 35 | 4.620 | 1:39.823 | 87 | 4.921 | 1:30.439 | 87 | 5.039 | 1:29.123 | 87 | 5.231 | 1:29.271 | 87 | 6.032 | 1:29.664 |
| 87 | 4.681 | 1:39.884 | 35 | 6.696 | 1:32.275 | 35 | 8.474 | 1:30.783 | 35 | 9.966 | 1:30.571 | 35 | 12.437 | 1:31.334 |
| 81 | 7.434 | 1:42.637 | 81 | 12.629 | 1:35.394 | 17 | 17.543 | 1:33.918 | 17 | 21.079 | 1:32.615 | 61 | 1 LAP | 1:54.511 |
| 17 | 9.065 | 1:44.268 | 17 | 12.630 | 1:33.764 | 81 | 19.037 | 1:35.413 | 81 | 23.870 | 1:33.912 | 17 | 24.792 | 1:32.576 |
| 16 | 13.858 | 1:49.061 | 16 | 22.402 | 1:38.743 | 16 | 29.702 | 1:36.305 | 16 | 38.924 | 1:38.301 | 81 | 28.397 | 1:33.390 |
| 7 | 15.212 | 1:50.415 | 7 | 23.263 | 1:38.250 | 7 | 30.423 | 1:36.165 | 21 | 44.155 | 1:39.166 | 16 | 47.301 | 1:37.240 |
| 21 | 15.719 | 1:50.922 | 21 | 24.243 | 1:38.723 | 21 | 34.068 | 1:38.830 | 13 | 50.872 | 1:39.958 | 21 | 53.894 | 1:38.602 |
| 13 | 16.622 | 1:51.825 | 13 | 28.338 | 1:41.915 | 13 | 39.993 | 1:40.660 | 52 | 57.214 | 1:42.482 | 13 | 1:02.922 | 1:40.913 |
| 52 | 19.019 | 1:54.222 | 52 | 31.570 | 1:42.750 | 52 | 43.811 | 1:41.246 | 23 | 57.853 | 1:42.427 | 52 | 1:10.065 | 1:41.714 |
| 1 | 20.123 | 1:55.326 | 23 | 31.864 | 1:41.813 | 23 | 44.505 | 1:41.646 | 3 | 1:01.618 | 1:41.940 | 23 | 1:10.857 | 1:41.867 |
| 23 | 20.250 | 1:55.453 | 1 | 33.446 | 1:43.522 | 10 | 48.396 | 1:43.010 | 10 | 1:01.649 | 1:42.332 | 3 | 1:10.909 | 1:38.154 |
| 10 | 20.336 | 1:55.539 | 10 | 34.391 | 1:44.254 | 93 | 48.572 | 1:42.889 | 93 | 1:02.863 | 1:43.370 | 66 | 1 LAP | 1:33.457 |
| 93 | 21.438 | 1:56.641 | 93 | 34.688 | 1:43.449 | 3 | 48.757 | 1:42.508 | 30 | 1:05.382 | 1:42.810 | 10 | 1:15.758 | 1:42.972 |
| 3 | 22.108 | 1:57.311 | 3 | 35.254 | 1:43.345 | 30 | 51.651 | 1:43.385 | 66 | 1 LAP | 1:34.459 | 93 | 1:15.911 | 1:41.911 |
| 30 | 23.392 | 1:58.595 | 30 | 37.271 | 1:44.078 | 11 | 55.747 | 1:44.853 | 11 | 1:10.482 | 1:43.814 | 30 | 1:19.396 | 1:42.877 |
| 11 | 24.424 | 1:59.627 | 11 | 39.899 | 1:45.674 | 12 | 1:01.237 | 1:46.350 | 12 | 1:17.203 | 1:45.045 | 11 | 1:24.155 | 1:42.536 |
| 12 | 26.456 | 2:01.659 | 12 | 43.892 | 1:47.635 | 66 | 1 LAP | 1:38.595 P | 4 | 1:24.083 | 1:47.901 | | | |
| 40 | 27.065 | 2:02.268 | 4 | 45.037 | 1:47.824 | 4 | 1:05.261 | 1:49.229 | 40 | 1:25.392 | 1:47.458 | | | |
| 4 | 27.412 | 2:02.615 | 40 | 46.741 | 1:49.875 | 40 | 1:07.013 | 1:49.277 | | | | | | |
| 61 | 32.319 | 2:07.522 | 66 | 1 LAP | 3:57.636 P | 61 | 1:20.199 | 1:52.869 | | | | | | |
| | | | 61 | 56.335 | 1:54.215 | | | | | | | | | |

Car no 6 - Not classified - Not running at Red Flag
 Car No 17 - Transponder not working - Q.12.2.1.
 Weather / Track : Cloudy / Dry

Brands Hatch GP
 Circuit Length = 2.3009 miles
 Start: 09:51 End: 10:14

Interserie Revival (inc Proto 70s & Touring 70s) - Part 1

RACE 4 - LAP CHART

| Lap 6 | | | Lap 7 | | | Lap 8 | | | Lap 9 | | | Lap 10 | | |
|-------|----------|----------|-------|----------|----------|-------|----------|------------|-------|----------|------------|--------|----------|----------|
| No | Behind | Laptime | No | Behind | Laptime | No | Behind | Laptime | No | Behind | Laptime | No | Behind | Laptime |
| 31 | | 1:29.432 | 31 | | 1:28.885 | 31 | | 1:28.903 | 31 | | 1:28.033 | 31 | | 1:27.667 |
| 6 | 1.212 | 1:29.258 | 10 | 1 LAP | 1:42.901 | 6 | 3.392 | 1:30.978 | 6 | 3.431 | 1:28.072 | 66 | 2 LAPS | 1:32.352 |
| 2 | 1.680 | 1:30.225 | 93 | 1 LAP | 1:42.956 | 9 | 3.831 | 1:30.581 | 9 | 3.646 | 1:27.848 | 6 | 4.228 | 1:28.464 |
| 9 | 1.802 | 1:29.593 | 6 | 1.317 | 1:28.990 | 2 | 5.211 | 1:30.747 | 61 | 2 LAPS | 1:53.708 | 9 | 4.452 | 1:28.473 |
| 12 | 1 LAP | 1:44.084 | 9 | 2.153 | 1:29.236 | 3 | 1 LAP | 1:39.766 | 2 | 5.682 | 1:28.504 | 21 | 1 LAP | 1:39.465 |
| 87 | 6.031 | 1:29.431 | 2 | 3.367 | 1:30.572 | 87 | 6.871 | 1:29.638 | 87 | 6.654 | 1:27.816 | 2 | 6.832 | 1:28.817 |
| 35 | 14.834 | 1:31.829 | 87 | 6.136 | 1:28.990 | 52 | 1 LAP | 1:43.121 | 13 | 1 LAP | 1:43.702 | 87 | 7.192 | 1:28.205 |
| 4 | 1 LAP | 1:52.127 | 30 | 1 LAP | 1:47.421 | 23 | 1 LAP | 1:44.841 | 3 | 1 LAP | 1:38.489 | 35 | 26.618 | 1:31.495 |
| 40 | 1 LAP | 1:52.171 | 11 | 1 LAP | 1:44.283 | 93 | 1 LAP | 1:42.682 | 35 | 22.790 | 1:31.179 | 13 | 1 LAP | 1:41.764 |
| 17 | 29.572 | 1:34.212 | 35 | 17.241 | 1:31.292 | 10 | 1 LAP | 1:44.586 | 52 | 1 LAP | 1:41.952 | 3 | 1 LAP | 1:41.136 |
| 81 | 33.241 | 1:34.276 | 12 | 1 LAP | 1:45.334 | 35 | 19.644 | 1:31.306 | 23 | 1 LAP | 1:41.736 | 61 | 2 LAPS | 1:54.930 |
| 61 | 1 LAP | 1:54.866 | 17 | 35.631 | 1:34.944 | 30 | 1 LAP | 1:43.610 | 93 | 1 LAP | 1:42.288 | 52 | 1 LAP | 1:41.495 |
| 16 | 52.898 | 1:35.029 | 81 | 38.464 | 1:34.108 | 11 | 1 LAP | 1:44.840 | 10 | 1 LAP | 1:42.162 | 23 | 1 LAP | 1:40.923 |
| 21 | 1:03.680 | 1:39.218 | 4 | 1 LAP | 1:50.095 | 12 | 1 LAP | 1:42.537 | 30 | 1 LAP | 1:42.698 | 93 | 1 LAP | 1:40.996 |
| 13 | 1:15.303 | 1:41.813 | 40 | 1 LAP | 1:49.770 | 17 | 38.930 | 1:32.202 | 11 | 1 LAP | 1:41.877 | 10 | 1 LAP | 1:44.570 |
| 66 | 1 LAP | 1:34.074 | 16 | 1:00.122 | 1:36.109 | 81 | 42.679 | 1:33.118 | 17 | 44.109 | 1:33.212 | 17 | 49.862 | 1:33.420 |
| 52 | 1:23.660 | 1:43.027 | 61 | 1 LAP | 1:54.157 | 7 | 4 LAPS | 7:40.000 P | 81 | 47.875 | 1:33.229 | 81 | 54.644 | 1:34.436 |
| 3 | 1:23.755 | 1:42.278 | 21 | 1:13.339 | 1:38.544 | 4 | 1 LAP | 1:47.708 | 12 | 1 LAP | 1:44.319 | 30 | 1 LAP | 1:44.663 |
| 23 | 1:24.227 | 1:42.802 | 66 | 1 LAP | 1:32.653 | 40 | 1 LAP | 1:47.769 | 7 | 4 LAPS | 1:41.913 P | 11 | 1 LAP | 1:43.084 |
| | | | 13 | 1:27.640 | 1:41.222 | 16 | 1:07.242 | 1:36.023 | 16 | 1:15.132 | 1:35.923 | 12 | 1 LAP | 1:42.639 |
| | | | | | | 21 | 1:23.038 | 1:38.602 | 4 | 1 LAP | 1:48.125 | 7 | 4 LAPS | 1:36.360 |
| | | | | | | 66 | 1 LAP | 1:32.279 | 40 | 1 LAP | 1:48.257 | 16 | 1:23.304 | 1:35.839 |

Car no 6 - Not classified - Not running at Red Flag
 Car No 17 - Transponder not working - Q.12.2.1.
 Weather / Track : Cloudy / Dry

Brands Hatch GP
 Circuit Length = 2.3009 miles
 Start: 09:51 End: 10:14

Interserie Revival (inc Proto 70s & Touring 70s) - Part 1

RACE 4 - LAP CHART


| Lap 11 | | | Lap 12 | | |
|--------|--------|----------|--------|----------|----------|
| No | Behind | Laptime | No | Behind | Laptime |
| 31 | | 1:28.102 | 31 | | 1:28.467 |
| 66 | 2 LAPS | 1:32.311 | 16 | 1 LAP | 1:35.452 |
| 6 | 5.633 | 1:29.507 | 6 | 4.960 | 1:27.794 |
| 9 | 5.829 | 1:29.479 | 9 | 5.298 | 1:27.936 |
| 2 | 7.151 | 1:28.421 | 2 | 6.877 | 1:28.193 |
| 87 | 7.816 | 1:28.726 | 87 | 7.088 | 1:27.739 |
| 4 | 2 LAPS | 1:49.471 | 21 | 1 LAP | 1:41.623 |
| 40 | 2 LAPS | 1:49.309 | 4 | 2 LAPS | 1:48.198 |
| 21 | 1 LAP | 1:38.096 | 40 | 2 LAPS | 1:48.183 |
| 35 | 30.566 | 1:32.050 | 35 | 33.472 | 1:31.373 |
| 3 | 1 LAP | 1:40.532 | 3 | 1 LAP | 1:37.486 |
| 13 | 1 LAP | 1:42.124 | 13 | 1 LAP | 1:40.550 |
| 52 | 1 LAP | 1:40.732 | 17 | 1:01.665 | 1:34.796 |
| 23 | 1 LAP | 1:41.146 | 52 | 1 LAP | 1:40.763 |
| 17 | 55.336 | 1:33.576 | 81 | 1:03.184 | 1:32.742 |
| 93 | 1 LAP | 1:41.526 | 23 | 1 LAP | 1:41.547 |
| 81 | 58.909 | 1:32.367 | 93 | 1 LAP | 1:41.190 |
| 61 | 2 LAPS | 1:55.913 | 61 | 2 LAPS | 1:52.466 |
| 11 | 1 LAP | 1:44.306 | 7 | 4 LAPS | 1:38.442 |
| 30 | 1 LAP | 1:44.996 | 30 | 1 LAP | 1:44.379 |
| 7 | 4 LAPS | 1:36.783 | 11 | 1 LAP | 1:44.853 |
| 12 | 1 LAP | 1:42.917 | 12 | 1 LAP | 1:46.489 |

Car no 6 - Not classified - Not running at Red Flag
Car No 17 - Transponder not working - Q.12.2.1.
Weather / Track : Cloudy / Dry

Brands Hatch GP
Circuit Length = 2.3009 miles
Start: 09:51 End: 10:14

Interseries Revival (inc Proto 70s & Touring 70s) - Part 2

RACE 8 - GRID

| | | |
|--|------------------|-------------------------|
| ROW 13 | 26 Rick HALL | |
| ROW 12 | 66 Doug HART | 1 Chris SCRAGG |
| ROW 11 | 7 Marc DEVIS | 10 Roger WILLS |
| ROW 10 | 40 Mike BELL | 61 Eric WOOLLEY |
| ROW 9 | 12 Chris YANDELL | 4 Anthony TAYLOR |
| ROW 8 | 30 Mick WRIGLEY | 11 KJALLGREN/LITTLEJOHN |
| ROW 7 | 23 WOODMAN/COX | 93 YOUNG/PERRYMAN |
| ROW 6 | 13 Shaun LYNN | 52 Richard AUSTIN |
| ROW 5 | 21 Robert PARKER | 3 Simon EDWARDS |
| ROW 4 | 81 Kevin WILKINS | 16 Tom WALKER |
| ROW 3 | 35 Sandy WATSON | 17 Michiel CAMPAGNE |
| ROW 2 | 2 Leo VOYAZIDES | 87 MONTEVERDE/PEARSON |
| ROW 1 | 31 Richard PIPER | 9 Frank BRADLEY |
| Pole | | |
|  | | |

Brands Hatch GP
Circuit Length = 2.3009 miles

These results are provisional until the conclusion of any judicial and technical matters.

Clerk of Course :

Timekeeper :

Interseries Revival (inc Proto 70s & Touring 70s) - Part 2

RACE 8 - CLASSIFICATION

| POS | NO | CL | NAME | ENTRY | LAPS | TIME | GAP | DIFF | MPH | BEST | ON |
|-----|----|----|----------------------|------------------------|------|-----------|--------|--------|-------|----------|----|
| 1 | 31 | I | Richard PIPER | McLaren M8F | 14 | 20:48.090 | | | 92.91 | 1:27.255 | 13 |
| 2 | 9 | I | Frank BRADLEY | March 717 | 14 | 20:48.327 | 0.237 | 0.237 | 92.89 | 1:26.724 | 9 |
| 3 | 2 | D | Leo VOYAZIDES | Lola T280 | 14 | 21:17.704 | 29.614 | 29.377 | 90.75 | 1:29.798 | 2 |
| 4 | 17 | I | Michiel CAMPAGNE | McLaren M8F | 14 | 21:33.488 | 45.398 | 15.784 | 89.65 | 1:30.498 | 5 |
| 5 | 81 | R | Kevin WILKINS | Chevron B19 | 14 | 21:36.733 | 48.643 | 3.245 | 89.42 | 1:30.860 | 11 |
| 6 | 16 | I | Tom WALKER | Lola T160 Spyder | 13 | 21:21.092 | 1 lap | 1 lap | 84.05 | 1:34.730 | 11 |
| 7 | 21 | A | Robert PARKER | Osella PA5 | 13 | 21:21.577 | 1 lap | 0.485 | 84.02 | 1:34.410 | 13 |
| 8 | 52 | I | Richard AUSTIN | Ford Capri Perana | 13 | 21:56.779 | 1 lap | 35.202 | 81.77 | 1:38.841 | 8 |
| 9 | 93 | 2C | YOUNG/PERRYMAN | BMW CSL | 13 | 22:21.687 | 1 lap | 24.908 | 80.25 | 1:41.515 | 12 |
| 10 | 1 | 2A | Chris SCRAGG | Jaguar XJ12 Coupe | 12 | 20:48.091 | 2 laps | 1 lap | 79.63 | 1:42.214 | 11 |
| 11 | 66 | A | Doug HART | March 75S | 12 | 20:59.720 | 2 laps | 11.629 | 78.90 | 1:29.799 | 11 |
| 12 | 30 | 2D | Mick WRIGLEY | Ford Escort | 12 | 21:03.574 | 2 laps | 3.854 | 78.66 | 1:42.633 | 3 |
| 13 | 40 | 2B | Mike BELL | Ford Escort Mk1 RS1600 | 12 | 21:53.629 | 2 laps | 50.055 | 75.66 | 1:46.534 | 3 |
| 14 | 11 | 2C | KJALLGREN/LITTLEJOHN | BMW 3.5 CSL Batmobile | 12 | 22:10.285 | 2 laps | 16.656 | 74.71 | 1:48.560 | 8 |
| 15 | 61 | 2D | Eric WOOLLEY | Ford Escort | 12 | 22:27.847 | 2 laps | 17.562 | 73.74 | 1:49.933 | 6 |
| 16 | 12 | 2C | Chris YANDELL | BMW 3.5 CSL Batmobile | 11 | 21:19.338 | 3 laps | 1 lap | 71.22 | 1:44.821 | 8 |

NOT CLASSIFIED

| | | | | | | | | | | | |
|-----|----|----|--------------------|--------------------|----|-----------|--------|----------|-------|----------|----|
| DNF | 35 | R | Sandy WATSON | Chevron B19 | 12 | 18:32.482 | 2 laps | 0.000 | 89.34 | 1:31.409 | 10 |
| DNF | 87 | D | MONTEVERDE/PEARSON | Lola T292 | 11 | 16:52.648 | 3 laps | 1 lap | 89.97 | 1:30.708 | 3 |
| DNF | 13 | 2C | Shaun LYNN | Ford Cologne Capri | 10 | 16:57.839 | 4 laps | 1 lap | 81.37 | 1:38.639 | 8 |
| DNF | 23 | 2C | WOODMAN/COX | Ford Cologne Capri | 10 | 18:01.322 | 4 laps | 1:03.483 | 76.60 | 1:45.175 | 3 |
| DNF | 4 | I | Anthony TAYLOR | McLaren M6B | 9 | 15:58.697 | 5 laps | 1 lap | 77.76 | 1:42.734 | 2 |
| DNF | 3 | R | Simon EDWARDS | Chevron B21 | 0 | | | | | | |

FASTEST LAP

| | | | | | | | |
|----|----|---------------|------------------------|----|----------|-----------|------------|
| 9 | I | Frank BRADLEY | March 717 | 9 | 1:26.724 | 95.51 mph | 153.71 kph |
| 2 | D | Leo VOYAZIDES | Lola T280 | 2 | 1:29.798 | 92.24 mph | 148.44 kph |
| 66 | A | Doug HART | March 75S | 11 | 1:29.799 | 92.24 mph | 148.44 kph |
| 81 | R | Kevin WILKINS | Chevron B19 | 11 | 1:30.860 | 91.16 mph | 146.71 kph |
| 13 | 2C | Shaun LYNN | Ford Cologne Capri | 8 | 1:38.639 | 83.97 mph | 135.14 kph |
| 1 | 2A | Chris SCRAGG | Jaguar XJ12 Coupe | 11 | 1:42.214 | 81.03 mph | 130.41 kph |
| 30 | 2D | Mick WRIGLEY | Ford Escort | 3 | 1:42.633 | 80.70 mph | 129.88 kph |
| 40 | 2B | Mike BELL | Ford Escort Mk1 RS1600 | 3 | 1:46.534 | 77.75 mph | 125.12 kph |

Car No 17 - transponder not working - Q.12.2.1.

Weather / Track : Cloudy / Dry

These results are provisional until the conclusion of any judicial and technical matters.

Brands Hatch GP

Circuit Length = 2.3009 miles

Start: 15:08 End: 15:31

| | |
|-------------------|--------------|
| Clerk of Course : | Timekeeper : |
|-------------------|--------------|

Interseries Revival (inc Proto 70s & Touring 70s) - Part 2

RACE 8 - LAP CHART

| Lap 1 | | | Lap 2 | | | Lap 3 | | | Lap 4 | | | Lap 5 | | |
|-------|--------|----------|-------|--------|------------|-------|----------|------------|-------|----------|------------|-------|----------|----------|
| No | Behind | Laptime | No | Behind | Laptime | No | Behind | Laptime | No | Behind | Laptime | No | Behind | Laptime |
| 31 | | 1:31.852 | 31 | | 1:28.425 | 31 | | 1:28.294 | 31 | | 1:28.802 | 31 | | 1:28.533 |
| 9 | 1.224 | 1:33.076 | 9 | 0.855 | 1:28.056 | 9 | 0.896 | 1:28.335 | 9 | 0.287 | 1:28.193 | 9 | 0.712 | 1:28.958 |
| 2 | 2.968 | 1:34.820 | 2 | 4.341 | 1:29.798 | 2 | 6.762 | 1:30.715 | 2 | 8.145 | 1:30.185 | 11 | 1 LAP | 1:50.689 |
| 87 | 4.627 | 1:36.479 | 87 | 7.611 | 1:31.409 | 87 | 10.025 | 1:30.708 | 87 | 12.273 | 1:31.050 | 2 | 9.559 | 1:29.947 |
| 35 | 5.978 | 1:37.830 | 35 | 9.354 | 1:31.801 | 35 | 12.642 | 1:31.582 | 35 | 15.353 | 1:31.513 | 61 | 1 LAP | 1:52.229 |
| 17 | 6.925 | 1:38.777 | 17 | 10.702 | 1:32.202 | 17 | 14.138 | 1:31.730 | 17 | 16.154 | 1:30.818 | 87 | 15.583 | 1:31.843 |
| 81 | 8.839 | 1:40.691 | 81 | 12.786 | 1:32.372 | 81 | 15.892 | 1:31.400 | 81 | 18.027 | 1:30.937 | 17 | 18.119 | 1:30.498 |
| 16 | 10.536 | 1:42.388 | 16 | 19.057 | 1:36.946 | 16 | 26.245 | 1:35.482 | 16 | 33.511 | 1:36.068 | 35 | 19.162 | 1:32.342 |
| 21 | 13.555 | 1:45.407 | 21 | 23.781 | 1:38.651 | 21 | 35.345 | 1:39.858 | 21 | 47.115 | 1:40.572 | 81 | 20.545 | 1:31.051 |
| 52 | 14.491 | 1:46.343 | 12 | 1 LAP | 3:27.223 P | 13 | 38.112 | 1:39.326 | 13 | 48.530 | 1:39.220 | 16 | 41.140 | 1:36.162 |
| 13 | 14.906 | 1:46.758 | 13 | 27.080 | 1:40.599 | 52 | 38.736 | 1:39.589 | 52 | 48.959 | 1:39.025 | 21 | 58.243 | 1:39.661 |
| 66 | 15.597 | 1:47.449 | 52 | 27.441 | 1:41.375 | 93 | 48.059 | 1:42.241 | 93 | 1:01.901 | 1:42.644 | 13 | 59.425 | 1:39.428 |
| 23 | 19.362 | 1:51.214 | 93 | 34.112 | 1:42.672 | 12 | 1 LAP | 1:50.651 P | 1 | 1:06.811 | 1:43.221 | 52 | 1:00.043 | 1:39.617 |
| 93 | 19.865 | 1:51.717 | 30 | 37.287 | 1:44.553 | 30 | 51.626 | 1:42.633 | 12 | 1 LAP | 1:46.558 | 93 | 1:15.960 | 1:42.592 |
| 30 | 21.159 | 1:53.011 | 23 | 37.608 | 1:46.671 | 1 | 52.392 | 1:42.549 | 30 | 1:09.025 | 1:46.201 | 1 | 1:21.270 | 1:42.992 |
| 1 | 23.616 | 1:55.468 | 1 | 38.137 | 1:42.946 | 23 | 54.489 | 1:45.175 | 23 | 1:10.884 | 1:45.197 | 66 | 1 LAP | 1:35.759 |
| 4 | 25.759 | 1:57.611 | 4 | 40.068 | 1:42.734 | 4 | 56.571 | 1:44.797 | 4 | 1:12.185 | 1:44.416 | 30 | 1:25.610 | 1:45.118 |
| 11 | 25.786 | 1:57.638 | 40 | 45.166 | 1:46.674 | 40 | 1:03.406 | 1:46.534 | 66 | 1 LAP | 1:38.832 P | 12 | 1 LAP | 1:48.460 |
| 40 | 26.917 | 1:58.769 | 11 | 49.303 | 1:51.942 | 66 | 1 LAP | 3:46.809 P | 40 | 1:22.221 | 1:47.617 | 23 | 1:29.130 | 1:46.779 |
| 61 | 29.976 | 2:01.828 | 61 | 53.257 | 1:51.706 | 11 | 1:11.131 | 1:50.122 | | | | | | |
| | | | | | | 61 | 1:16.036 | 1:51.073 | | | | | | |

Car No 17 - transponder not working - Q.12.2.1.
Weather / Track : Cloudy / Dry

Brands Hatch GP
Circuit Length = 2.3009 miles
Start: 15:08 End: 15:31

Interseries Revival (inc Proto 70s & Touring 70s) - Part 2

RACE 8 - LAP CHART

| Lap 6 | | | Lap 7 | | | Lap 8 | | | Lap 9 | | | Lap 10 | | |
|-------|----------|----------|-------|----------|----------|-------|----------|----------|-------|--------|----------|--------|--------|----------|
| No | Behind | Laptime | No | Behind | Laptime | No | Behind | Laptime | No | Behind | Laptime | No | Behind | Laptime |
| 31 | | 1:29.797 | 31 | | 1:31.741 | 31 | | 1:29.212 | 31 | | 1:27.861 | 31 | | 1:30.117 |
| 9 | 0.276 | 1:29.361 | 1 | 1 LAP | 1:43.137 | 9 | 3.352 | 1:28.394 | 9 | 2.215 | 1:26.724 | 9 | 1.922 | 1:29.824 |
| 4 | 1 LAP | 1:47.266 | 9 | 4.170 | 1:35.635 | 93 | 1 LAP | 1:43.110 | 2 | 16.262 | 1:30.854 | 66 | 2 LAPS | 1:34.408 |
| 2 | 10.854 | 1:31.092 | 30 | 1 LAP | 1:44.077 | 2 | 13.269 | 1:30.711 | 87 | 24.519 | 1:31.235 | 21 | 1 LAP | 1:38.792 |
| 40 | 1 LAP | 1:47.636 | 2 | 11.770 | 1:32.657 | 1 | 1 LAP | 1:43.672 | 93 | 1 LAP | 1:43.238 | 61 | 2 LAPS | 1:52.016 |
| 87 | 17.510 | 1:31.724 | 12 | 2 LAPS | 1:47.042 | 87 | 21.145 | 1:32.261 | 17 | 26.446 | 1:31.143 | 16 | 1 LAP | 1:39.862 |
| 17 | 19.979 | 1:31.657 | 4 | 1 LAP | 1:46.984 | 17 | 23.164 | 1:33.171 | 35 | 27.914 | 1:31.990 | 52 | 1 LAP | 1:41.402 |
| 35 | 21.273 | 1:31.908 | 23 | 1 LAP | 1:49.818 | 30 | 1 LAP | 1:44.736 | 81 | 31.265 | 1:32.576 | 13 | 1 LAP | 1:41.896 |
| 81 | 22.196 | 1:31.448 | 87 | 18.096 | 1:32.327 | 35 | 23.785 | 1:31.922 | 1 | 1 LAP | 1:44.016 | 2 | 16.422 | 1:30.277 |
| 11 | 1 LAP | 1:50.291 | 17 | 19.205 | 1:30.967 | 81 | 26.550 | 1:33.153 | 30 | 1 LAP | 1:44.454 | 87 | 25.200 | 1:30.798 |
| 61 | 1 LAP | 1:51.049 | 35 | 21.075 | 1:31.543 | 12 | 2 LAPS | 1:49.102 | 4 | 1 LAP | 1:44.408 | 17 | 28.028 | 1:31.699 |
| 16 | 1:06.374 | 1:55.031 | 81 | 22.609 | 1:32.154 | 4 | 1 LAP | 1:45.849 | 12 | 2 LAPS | 1:45.954 | 35 | 29.206 | 1:31.409 |
| 21 | 1:06.749 | 1:38.303 | 40 | 1 LAP | 1:49.131 | 23 | 1 LAP | 1:47.065 | 23 | 1 LAP | 1:49.721 | 81 | 32.636 | 1:31.488 |
| 13 | 1:09.217 | 1:39.589 | 11 | 1 LAP | 1:49.139 | 40 | 1 LAP | 1:48.886 | 40 | 1 LAP | 1:48.856 | 93 | 1 LAP | 1:42.327 |
| 52 | 1:09.740 | 1:39.494 | 61 | 1 LAP | 1:49.933 | 11 | 1 LAP | 1:48.737 | 11 | 1 LAP | 1:48.560 | 1 | 1 LAP | 1:42.944 |
| 66 | 1 LAP | 1:33.940 | 21 | 1:14.282 | 1:39.274 | 61 | 1 LAP | 1:50.320 | | | | 30 | 1 LAP | 1:44.665 |
| 93 | 1:28.911 | 1:42.748 | 16 | 1:15.120 | 1:40.487 | 16 | 1:24.061 | 1:38.153 | | | | 4 | 1 LAP | 1:44.632 |
| | | | 13 | 1:17.691 | 1:40.215 | 21 | 1:24.547 | 1:39.477 | | | | 12 | 2 LAPS | 1:44.821 |
| | | | 52 | 1:17.980 | 1:39.981 | 13 | 1:27.118 | 1:38.639 | | | | 23 | 1 LAP | 1:48.628 |
| | | | 66 | 1 LAP | 1:30.537 | 66 | 1 LAP | 1:30.922 | | | | | | |
| | | | | | | 52 | 1:27.609 | 1:38.841 | | | | | | |

Car No 17 - transponder not working - Q.12.2.1.
Weather / Track : Cloudy / Dry

Brands Hatch GP
Circuit Length = 2.3009 miles
Start: 15:08 End: 15:31

Interseries Revival (inc Proto 70s & Touring 70s) - Part 2

RACE 8 - LAP CHART

| Lap 11 | | | Lap 12 | | | Lap 13 | | | Lap 14 | | |
|--------|--------|----------|--------|--------|----------|--------|--------|----------|--------|--------|----------|
| No | Behind | Laptime | No | Behind | Laptime | No | Behind | Laptime | No | Behind | Laptime |
| 31 | | 1:28.005 | 31 | | 1:28.200 | 31 | | 1:27.255 | 31 | | 1:29.996 |
| 9 | 1.540 | 1:27.623 | 9 | 0.774 | 1:27.434 | 30 | 2 LAPS | 1:44.661 | 1 | 2 LAPS | 1:42.520 |
| 40 | 2 LAPS | 1:50.297 | 66 | 2 LAPS | 1:30.082 | 9 | 1.785 | 1:28.266 | 9 | 0.237 | 1:28.448 |
| 66 | 2 LAPS | 1:31.208 | 23 | 2 LAPS | 1:51.054 | 66 | 2 LAPS | 1:29.799 | 66 | 2 LAPS | 1:29.975 |
| 21 | 1 LAP | 1:35.641 | 16 | 1 LAP | 1:34.730 | 12 | 3 LAPS | 1:46.651 | 30 | 2 LAPS | 1:45.297 |
| 16 | 1 LAP | 1:35.482 | 21 | 1 LAP | 1:35.864 | 16 | 1 LAP | 1:35.151 | 2 | 29.614 | 1:31.484 |
| 11 | 2 LAPS | 1:50.520 | 40 | 2 LAPS | 1:49.180 | 2 | 28.126 | 1:32.116 | 12 | 3 LAPS | 1:46.772 |
| 2 | 20.666 | 1:32.249 | 2 | 23.265 | 1:30.799 | 21 | 1 LAP | 1:35.667 | 16 | 1 LAP | 1:35.150 |
| 52 | 1 LAP | 1:43.894 | 17 | 36.347 | 1:32.927 | 17 | 42.240 | 1:33.148 | 21 | 1 LAP | 1:34.410 |
| 87 | 30.009 | 1:32.814 | 11 | 2 LAPS | 1:50.394 | 40 | 2 LAPS | 1:49.903 | 17 | 45.398 | 1:33.154 |
| 17 | 31.620 | 1:31.597 | 52 | 1 LAP | 1:41.989 | 81 | 46.190 | 1:32.651 | 81 | 48.643 | 1:32.449 |
| 61 | 2 LAPS | 1:54.442 | 81 | 40.794 | 1:33.503 | 52 | 1 LAP | 1:42.853 | 40 | 2 LAPS | 1:50.146 |
| 35 | 32.732 | 1:31.531 | 35 | 41.643 | 1:37.111 | 11 | 2 LAPS | 1:51.309 | 52 | 1 LAP | 1:42.376 |
| 13 | 1 LAP | 1:52.169 | 61 | 2 LAPS | 1:52.270 | 61 | 2 LAPS | 1:50.200 | 11 | 2 LAPS | 1:50.944 |
| 81 | 35.491 | 1:30.860 | 93 | 1 LAP | 1:41.881 | 93 | 1 LAP | 1:41.515 | 93 | 1 LAP | 1:42.895 |
| 93 | 1 LAP | 1:42.107 | 1 | 1 LAP | 1:42.214 | | | | 61 | 2 LAPS | 1:50.781 |
| 1 | 1 LAP | 1:42.412 | | | | | | | | | |
| 30 | 1 LAP | 1:44.168 | | | | | | | | | |
| 12 | 2 LAPS | 1:46.104 | | | | | | | | | |

Car No 17 - transponder not working - Q.12.2.1.
Weather / Track : Cloudy / Dry

Brands Hatch GP
Circuit Length = 2.3009 miles
Start: 15:08 End: 15:31

Interseries Revival (inc Proto 70s & Touring 70s) - Part 2
RACE 8 - COMBINED RACE CLASSIFICATION

| POS | NO | CL | NAME | ENTRY | TOTAL | | RACE 1 | | RACE 2 | |
|-----|----|----|-----------------------------|------------------------|-------|------------------|--------|-----------|--------|-----------|
| | | | | | LAPS | TIME | LAPS | TIME | LAPS | TIME |
| 1 | 31 | I | Richard PIPER | McLaren M8F | 26 | 38:39.928 | 12 | 17:51.838 | 14 | 20:48.090 |
| 2 | 9 | I | Frank BRADLEY | March 717 | 26 | 38:45.463 | 12 | 17:57.136 | 14 | 20:48.327 |
| 3 | 2 | D | Leo VOYAZIDES | Lola T280 | 26 | 39:16.419 | 12 | 17:58.715 | 14 | 21:17.704 |
| 4 | 17 | I | Michiel CAMPAGNE | McLaren M8F | 26 | 40:26.991 | 12 | 18:53.503 | 14 | 21:33.488 |
| 5 | 81 | R | Kevin WILKINS | Chevron B19 | 26 | 40:31.755 | 12 | 18:55.022 | 14 | 21:36.733 |
| 6 | 35 | R | Sandy WATSON | Chevron B19 | 24 | 36:57.792 | 12 | 18:25.310 | 12 | 18:32.482 |
| 7 | 16 | I | Tom WALKER | Lola T160 Spyder | 24 | 39:15.117 | 11 | 17:54.025 | 13 | 21:21.092 |
| 8 | 21 | A | Robert PARKER | Osella PA5 | 24 | 39:43.368 | 11 | 18:21.791 | 13 | 21:21.577 |
| 9 | 52 | I | Richard AUSTIN | Ford Capri Perana | 24 | 40:50.283 | 11 | 18:53.504 | 13 | 21:56.779 |
| 10 | 93 | 2C | YOUNG/PERRYMAN | BMW CSL | 24 | 41:21.585 | 11 | 18:59.898 | 13 | 22:21.687 |
| 11 | 87 | D | MONTEVERDE/PEARSON | Lola T292 | 23 | 34:51.574 | 12 | 17:58.926 | 11 | 16:52.648 |
| 12 | 30 | 2D | Mick WRIGLEY | Ford Escort | 23 | 40:23.086 | 11 | 19:19.512 | 12 | 21:03.574 |
| 13 | 11 | 2C | KJALLGREN/LITTLEJOHN | BMW 3.5 CSL Batmobile | 23 | 41:30.032 | 11 | 19:19.747 | 12 | 22:10.285 |
| 14 | 40 | 2B | Mike BELL | Ford Escort Mk1 RS1600 | 22 | 40:17.966 | 10 | 18:24.337 | 12 | 21:53.629 |
| 15 | 12 | 2C | Chris YANDELL | BMW 3.5 CSL Batmobile | 22 | 40:48.346 | 11 | 19:29.008 | 11 | 21:19.338 |
| 16 | 61 | 2D | Eric WOOLLEY | Ford Escort | 22 | 41:43.004 | 10 | 19:15.157 | 12 | 22:27.847 |
| 17 | 13 | 2C | Shaun LYNN | Ford Cologne Capri | 21 | 35:44.285 | 11 | 18:46.446 | 10 | 16:57.839 |
| 18 | 23 | 2C | WOODMAN/COX | Ford Cologne Capri | 21 | 36:57.523 | 11 | 18:56.201 | 10 | 18:01.322 |
| 19 | 66 | A | Doug HART | March 75S | 21 | 37:27.536 | 9 | 16:27.816 | 12 | 20:59.720 |
| 20 | 4 | I | Anthony TAYLOR | McLaren M6B | 19 | 34:21.990 | 10 | 18:23.293 | 9 | 15:58.697 |
| 21 | 1 | 2A | Chris SCRAGG | Jaguar XJ12 Coupe | 14 | 24:26.939 | 2 | 3:38.848 | 12 | 20:48.091 |
| 22 | 6 | I | John GRANT | McLaren M8C | 12 | 17:56.798 | 12 | 17:56.798 | | |
| 23 | 3 | R | Simon EDWARDS | Chevron B21 | 11 | 18:42.945 | 11 | 18:42.945 | 0 | |
| 24 | 10 | 2C | Roger WILLS | BMW 3.5 CSL Batmobile | 9 | 15:42.326 | 9 | 15:42.326 | | |
| 25 | 7 | A | Marc DEVIS | Lola T296 | 8 | 19:18.328 | 8 | 19:18.328 | | |
| 26 | 26 | D | Rick HALL | Matra MS670 | 0 | | 0 | | | |

Weather / Track : Cloudy / Dry

These results are provisional until the conclusion of any judicial and technical matters.

Brands Hatch GP

Circuit Length = 2.3009 miles

Start: 15:08 End: 15:31

| | |
|-------------------|--------------|
| Clerk of Course : | Timekeeper : |
|-------------------|--------------|

Pre-66 Mini inc Pre-66 Touring Cars

QUALIFYING - RACE 6 - CLASSIFICATION

| POS | NO | CL | NAME | ENTRY | TIME | ON | LAPS | GAP | DIFF | MPH |
|-----|----|----|-----------------------|----------------------------|----------|----|------|--------|-------|-------|
| 1 | 15 | A1 | Patrick WATTS | Ford Mustang | 1:48.232 | 4 | 6 | | | 76.53 |
| 2 | 2 | A1 | Leo VOYAZIDES | Ford Falcon | 1:50.210 | 16 | 16 | 1.978 | 1.978 | 75.15 |
| 3 | 69 | A1 | BRONSON/WILLS | Mercury Comet Cyclone | 1:51.538 | 12 | 12 | 3.306 | 1.328 | 74.26 |
| 4 | 51 | A1 | Mike WRIGLEY | Ford Mustang | 1:51.944 | 14 | 14 | 3.712 | 0.406 | 73.99 |
| 5 | 81 | A1 | BEIGHTON/BEIGHTON | Ford Mustang | 1:51.989 | 5 | 13 | 3.757 | 0.045 | 73.96 |
| 6 | 8 | A1 | John YOUNG | Ford Mustang | 1:52.017 | 7 | 9 | 3.785 | 0.028 | 73.94 |
| 7 | 39 | A1 | HARDING/WHALE | Ford Falcon Sprint | 1:52.022 | 6 | 15 | 3.790 | 0.005 | 73.94 |
| 8 | 19 | A1 | CHILES SNR/CHILES JNR | Ford Mustang | 1:52.191 | 12 | 15 | 3.959 | 0.169 | 73.83 |
| 9 | 93 | A1 | WYNDHAM/SALVAGE | Ford Falcon | 1:52.221 | 11 | 15 | 3.989 | 0.030 | 73.81 |
| 10 | 82 | HS | POCHCIOL / HANSON | Ford Lotus Cortina Mk 1 | 1:52.259 | 14 | 15 | 4.027 | 0.038 | 73.78 |
| 11 | 91 | HS | BERG/HAUGLAND | Ford Lotus Cortina Mk 1 | 1:52.996 | 13 | 14 | 4.764 | 0.737 | 73.30 |
| 12 | 25 | A1 | Rod ADLINGTON | Ford Falcon | 1:53.142 | 14 | 14 | 4.910 | 0.146 | 73.21 |
| 13 | 88 | A1 | MELLING/MINSHAW | Ford Lotus Sprint | 1:53.541 | 4 | 14 | 5.309 | 0.399 | 72.95 |
| 14 | 87 | HS | MONTEVERDE/PEARSON | Ford Lotus Cortina Mk 1 | 1:54.490 | 15 | 15 | 6.258 | 0.949 | 72.34 |
| 15 | 28 | A1 | Roy STEPHENSON | Ford Mustang | 1:54.766 | 12 | 12 | 6.534 | 0.276 | 72.17 |
| 16 | 3 | A1 | Steve ALLEN | Ford Mustang Notchback | 1:54.889 | 11 | 12 | 6.657 | 0.123 | 72.09 |
| 17 | 96 | D | WILLS/TWYMAN | Austin Mini Cooper S | 1:55.237 | 4 | 5 | 7.005 | 0.348 | 71.87 |
| 18 | 86 | A1 | COOKE/SMITHIES | Ford Mustang | 1:55.722 | 11 | 14 | 7.490 | 0.485 | 71.57 |
| 19 | 44 | A1 | KJALLGREN/KJALLGREN | Ford Mustang | 1:56.067 | 13 | 13 | 7.835 | 0.345 | 71.36 |
| 20 | 26 | D | MAYDON/WILLIAMS | Austin Mini Cooper S | 1:56.157 | 4 | 14 | 7.925 | 0.090 | 71.30 |
| 21 | 7 | D | TWYMAN/COTTINGHAM | Austin Mini Cooper S | 1:56.474 | 3 | 13 | 8.242 | 0.317 | 71.11 |
| 22 | 6 | HS | Henrey MANN | Lotus Cortina | 1:56.492 | 4 | 5 | 8.260 | 0.018 | 71.10 |
| 23 | 16 | D | SWIFT/SWIFT | Morris Cooper S | 1:56.645 | 2 | 14 | 8.413 | 0.153 | 71.01 |
| 24 | 13 | HS | LYNN / LYNN | Ford Cortina | 1:56.913 | 1 | 8 | 8.681 | 0.268 | 70.84 |
| 25 | 60 | D | SECKEL/SECKEL | Morris Cooper S | 1:57.312 | 6 | 7 | 9.080 | 0.399 | 70.60 |
| 26 | 70 | C | KREMER/KREMER | Alfa Romeo Giulia Ti Super | 1:57.952 | 5 | 14 | 9.720 | 0.640 | 70.22 |
| 27 | 89 | A1 | Fritz CAMPAGNE | Ford Falcon Sprint | 1:58.191 | 11 | 11 | 9.959 | 0.239 | 70.08 |
| 28 | 9 | A1 | BETTS/STRACHAN | Ford Mustang | 1:58.417 | 5 | 13 | 10.185 | 0.226 | 69.94 |
| 29 | 97 | D | Christian DEVEREUX | Austin Mini Cooper S | 1:58.711 | 9 | 12 | 10.479 | 0.294 | 69.77 |
| 30 | 56 | D | PADMORE/PADMORE | Austin Mini Cooper S | 1:58.957 | 2 | 5 | 10.725 | 0.246 | 69.63 |
| 31 | 35 | A1 | CLAYSON/GIORDANELLI | Ford Falcon Sprint | 1:59.308 | 4 | 7 | 11.076 | 0.351 | 69.42 |
| 32 | 50 | D | TARRY/YOULES | Morris Cooper S | 1:59.722 | 4 | 7 | 11.490 | 0.414 | 69.18 |
| 33 | 52 | D | DAVIS/LYNCH | Austin Mini Cooper S | 2:00.391 | 4 | 13 | 12.159 | 0.669 | 68.80 |
| 34 | 98 | A1 | WENMAN/WENMAN | Ford Mustang 350 GTH | 2:00.439 | 10 | 12 | 12.207 | 0.048 | 68.77 |
| 35 | 47 | A2 | SCRAGG/BUSSELL | Jaguar Mk II | 2:01.731 | 12 | 12 | 13.499 | 1.292 | 68.04 |
| 36 | 46 | A1 | CLARK/WALKER | Ford Galaxy | 2:02.759 | 3 | 3 | 14.527 | 1.028 | 67.47 |
| 37 | 75 | HS | BATEMAN/BARTON | Ford Lotus Cortina Mk 1 | | 0 | 1 | | | |

Car No's 3 & 13 need working transponders - Q.12.1.2.

Brands Hatch GP

Weather / Track : Bright / Dry

Circuit Length = 2.3009 miles

These results are provisional until the conclusion of any judicial and technical matters.

Start: 14:53 End: 15:26

Clerk of Course :

Timekeeper :

Pre-66 Mini inc Pre-66 Touring Cars
QUALIFYING - RACE 6 - LAP ANALYSIS

| | | | | | | | |
|-----------|--------------------------|------------|---------------------------|------|-----------------|------------|---------------------|
| 2 | Leo VOYAZIDES | | A1 Ford Falcon | | | | |
| 1 - | 2:00.190 | + 9.980 | 14:55:46.804 | 9 - | 1:51.282 | + 1.072 | 15:10:35.257 |
| 2 - | 1:50.874 | + 0.664 | 14:57:37.678 | 10 - | 1:51.255 | + 1.045 | 15:12:26.512 |
| 3 - | 1:51.204 | + 0.994 | 14:59:28.882 | 11 - | 1:50.332 | + 0.122 | 15:14:16.844 |
| 4 - | 1:50.954 | + 0.744 | 15:01:19.836 | 12 - | 1:50.375 | + 0.165 | 15:16:07.219 |
| 5 - | 1:50.661 | + 0.451 | 15:03:10.497 | 13 - | 1:51.117 | + 0.907 | 15:17:58.336 |
| 6 - | 1:51.012 | + 0.802 | 15:05:01.509 | 14 - | 1:50.752 | + 0.542 | 15:19:49.088 |
| 7 - | 1:50.907 | + 0.697 | 15:06:52.416 | 15 - | 1:50.445 | + 0.235 | 15:21:39.533 |
| 8 - | 1:51.559 | + 1.349 | 15:08:43.975 | 16 - | 1:50.210 | | 15:23:29.743 |
| 3 | Steve ALLEN | | A1 Ford Mustang Notchback | | | | |
| 1 - | 2:01.835 | + 6.946 | 14:58:12.984 | 7 - | 1:55.255 | + 0.366 | 15:09:53.351 |
| 2 - | 1:59.085 | + 4.196 | 15:00:12.069 | 8 - | 1:54.961 | + 0.072 | 15:11:48.312 |
| 3 - | 1:56.824 | + 1.935 | 15:02:08.893 | 9 - | 1:57.479 | + 2.590 | 15:13:45.791 |
| 4 - | 1:57.154 | + 2.265 | 15:04:06.047 | 10 - | 1:55.884 | + 0.995 | 15:15:41.675 |
| 5 - | 1:56.104 | + 1.215 | 15:06:02.151 | 11 - | 1:54.889 | | 15:17:36.564 |
| 6 - | 1:55.945 | + 1.056 | 15:07:58.096 | 12 - | 1:57.605 | + 2.716 | 15:19:34.169 |
| 6 | Henrey MANN | | HS Lotus Cortina | | | | |
| 1 - | 2:02.713 | + 6.221 | 14:56:31.018 | 4 - | 1:56.492 | | 15:02:28.069 |
| 2 - | 2:01.620 | + 5.128 | 14:58:32.638 | 5 - | 1:57.039 | + 0.547 | 15:04:25.108 |
| 3 - | 1:58.939 | + 2.447 | 15:00:31.577 | | | | |
| 7 | TWYMAN/COTTINGHAM | | D Austin Mini Cooper S | | | | |
| 1 - | 2:02.353 | + 5.879 | 14:56:11.809 | 8 - | 1:59.233 | + 2.759 | 15:12:28.478 |
| 2 - | 1:57.601 | + 1.127 | 14:58:09.410 | 9 - | 2:02.525 | + 6.051 | 15:14:31.003 |
| 3 - | 1:56.474 | | 15:00:05.884 | 10 - | 1:58.782 | + 2.308 | 15:16:29.785 |
| 4 - | 1:57.270 | + 0.796 | 15:02:03.154 | 11 - | 1:57.358 | + 0.884 | 15:18:27.143 |
| 5 - | 4:17.510 P | + 2:21.036 | 15:06:20.664 | 12 - | 1:57.425 | + 0.951 | 15:20:24.568 |
| 6 - | 2:04.149 | + 7.675 | 15:08:24.813 | 13 - | 1:56.953 | + 0.479 | 15:22:21.521 |
| 7 - | 2:04.432 | + 7.958 | 15:10:29.245 | | | | |
| 8 | John YOUNG | | A1 Ford Mustang | | | | |
| 1 - | 1:55.899 | + 3.882 | 14:56:42.166 | 6 - | 1:52.064 | + 0.047 | 15:06:07.651 |
| 2 - | 1:54.060 | + 2.043 | 14:58:36.226 | 7 - | 1:52.017 | | 15:07:59.668 |
| 3 - | 1:54.353 | + 2.336 | 15:00:30.579 | 8 - | 1:52.776 | + 0.759 | 15:09:52.444 |
| 4 - | 1:52.254 | + 0.237 | 15:02:22.833 | 9 - | 1:52.799 | + 0.782 | 15:11:45.243 |
| 5 - | 1:52.754 | + 0.737 | 15:04:15.587 | | | | |
| 9 | BETTS/STRACHAN | | A1 Ford Mustang | | | | |
| 1 - | 2:05.307 | + 6.890 | 14:56:06.918 | 8 - | 2:05.260 | + 6.843 | 15:11:52.423 |
| 2 - | 1:59.663 | + 1.246 | 14:58:06.581 | 9 - | 2:08.326 | + 9.909 | 15:14:00.749 |
| 3 - | 1:58.443 | + 0.026 | 15:00:05.024 | 10 - | 2:02.229 | + 3.812 | 15:16:02.978 |
| 4 - | 1:58.454 | + 0.037 | 15:02:03.478 | 11 - | 2:04.760 | + 6.343 | 15:18:07.738 |
| 5 - | 1:58.417 | | 15:04:01.895 | 12 - | 2:03.882 | + 5.465 | 15:20:11.620 |
| 6 - | 3:32.778 P | + 1:34.361 | 15:07:34.673 | 13 - | 2:02.542 | + 4.125 | 15:22:14.162 |
| 7 - | 2:12.490 | + 14.073 | 15:09:47.163 | | | | |
| 13 | LYNN / LYNN | | HS Ford Cortina | | | | |
| 1 - | 1:56.913 | | 14:59:55.710 | 5 - | 2:07.431 | + 10.518 | 15:10:55.906 |
| 2 - | 1:57.390 | + 0.477 | 15:01:53.100 | 6 - | 2:04.672 | + 7.759 | 15:13:00.578 |
| 3 - | 4:32.382 P | + 2:35.469 | 15:06:25.482 | 7 - | 1:58.355 | + 1.442 | 15:14:58.933 |
| 4 - | 2:22.993 | + 26.080 | 15:08:48.475 | 8 - | 4:53.977 P | + 2:57.064 | 15:19:52.910 |
| 15 | Patrick WATTS | | A1 Ford Mustang | | | | |
| 1 - | 1:55.001 | + 6.769 | 14:55:35.843 | 4 - | 1:48.232 | | 15:01:01.200 |
| 2 - | 1:48.859 | + 0.627 | 14:57:24.702 | 5 - | 2:06.559 | + 18.327 | 15:03:07.759 |
| 3 - | 1:48.266 | + 0.034 | 14:59:12.968 | 6 - | 1:56.474 | + 8.242 | 15:05:04.233 |
| 16 | SWIFT/SWIFT | | D Morris Cooper S | | | | |
| 1 - | 1:58.954 | + 2.309 | 14:56:43.946 | 8 - | 2:04.113 | + 7.468 | 15:12:32.854 |

Car No's 3 & 13 need working transponders - Q.12.1.2.

Weather / Track : Bright / Dry

Brands Hatch GP
 Circuit Length = 2.3009 miles
 Start: 14:53 End: 15:26

Pre-66 Mini inc Pre-66 Touring Cars
QUALIFYING - RACE 6 - LAP ANALYSIS

| | | | | | | | |
|-----------|------------------------------|------------|---------------------|------------------------|-----------------|------------|---------------------|
| 2 - | 1:56.645 | | 14:58:40.591 | 9 - | 2:01.670 | + 5.025 | 15:14:34.524 |
| 3 - | 1:57.344 | + 0.699 | 15:00:37.935 | 10 - | 2:00.338 | + 3.693 | 15:16:34.862 |
| 4 - | 3:32.521 P | + 1:35.876 | 15:04:10.456 | 11 - | 2:00.307 | + 3.662 | 15:18:35.169 |
| 5 - | 2:09.938 | + 13.293 | 15:06:20.394 | 12 - | 1:59.625 | + 2.980 | 15:20:34.794 |
| 6 - | 2:05.345 | + 8.700 | 15:08:25.739 | 13 - | 1:59.420 | + 2.775 | 15:22:34.214 |
| 7 - | 2:03.002 | + 6.357 | 15:10:28.741 | 14 - | 1:59.885 | + 3.240 | 15:24:34.099 |
| 19 | CHILES SNR/CHILES JNR | | | A1 Ford Mustang | | | |
| 1 - | 2:03.240 | + 11.049 | 14:55:56.401 | 9 - | 1:54.556 | + 2.365 | 15:13:17.188 |
| 2 - | 1:58.009 | + 5.818 | 14:57:54.410 | 10 - | 1:53.256 | + 1.065 | 15:15:10.444 |
| 3 - | 1:57.702 | + 5.511 | 14:59:52.112 | 11 - | 1:53.073 | + 0.882 | 15:17:03.517 |
| 4 - | 1:54.830 | + 2.639 | 15:01:46.942 | 12 - | 1:52.191 | | 15:18:55.708 |
| 5 - | 1:54.163 | + 1.972 | 15:03:41.105 | 13 - | 1:54.718 | + 2.527 | 15:20:50.426 |
| 6 - | 1:54.431 | + 2.240 | 15:05:35.536 | 14 - | 1:53.302 | + 1.111 | 15:22:43.728 |
| 7 - | 3:50.484 P | + 1:58.293 | 15:09:26.020 | 15 - | 1:52.944 | + 0.753 | 15:24:36.672 |
| 8 - | 1:56.612 | + 4.421 | 15:11:22.632 | | | | |
| 25 | Rod ADLINGTON | | | A1 Ford Falcon | | | |
| 1 - | 1:59.977 | + 6.835 | 14:55:47.969 | 8 - | 1:55.006 | + 1.864 | 15:09:18.906 |
| 2 - | 1:58.303 | + 5.161 | 14:57:46.272 | 9 - | 1:53.857 | + 0.715 | 15:11:12.763 |
| 3 - | 1:56.279 | + 3.137 | 14:59:42.551 | 10 - | 4:50.576 P | + 2:57.434 | 15:16:03.339 |
| 4 - | 1:58.461 | + 5.319 | 15:01:41.012 | 11 - | 1:55.270 | + 2.128 | 15:17:58.609 |
| 5 - | 1:54.519 | + 1.377 | 15:03:35.531 | 12 - | 1:54.434 | + 1.292 | 15:19:53.043 |
| 6 - | 1:54.475 | + 1.333 | 15:05:30.006 | 13 - | 1:53.939 | + 0.797 | 15:21:46.982 |
| 7 - | 1:53.894 | + 0.752 | 15:07:23.900 | 14 - | 1:53.142 | | 15:23:40.124 |
| 26 | MAYDON/WILLIAMS | | | D Austin Mini Cooper S | | | |
| 1 - | 2:02.053 | + 5.896 | 14:55:38.230 | 8 - | 1:57.223 | + 1.066 | 15:09:19.127 |
| 2 - | 1:57.221 | + 1.064 | 14:57:35.451 | 9 - | 3:33.526 P | + 1:37.369 | 15:12:52.653 |
| 3 - | 1:57.236 | + 1.079 | 14:59:32.687 | 10 - | 2:14.390 | + 18.233 | 15:15:07.043 |
| 4 - | 1:56.157 | | 15:01:28.844 | 11 - | 1:56.703 | + 0.546 | 15:17:03.746 |
| 5 - | 1:58.128 | + 1.971 | 15:03:26.972 | 12 - | 1:57.299 | + 1.142 | 15:19:01.045 |
| 6 - | 1:56.371 | + 0.214 | 15:05:23.343 | 13 - | 1:56.777 | + 0.620 | 15:20:57.822 |
| 7 - | 1:58.561 | + 2.404 | 15:07:21.904 | 14 - | 1:56.187 | + 0.030 | 15:22:54.009 |
| 28 | Roy STEPHENSON | | | A1 Ford Mustang | | | |
| 1 - | 2:07.205 | + 12.439 | 14:56:02.320 | 7 - | 1:57.278 | + 2.512 | 15:07:46.326 |
| 2 - | 1:59.196 | + 4.430 | 14:58:01.516 | 8 - | 1:56.858 | + 2.092 | 15:09:43.184 |
| 3 - | 1:56.886 | + 2.120 | 14:59:58.402 | 9 - | 1:56.593 | + 1.827 | 15:11:39.777 |
| 4 - | 1:58.750 | + 3.984 | 15:01:57.152 | 10 - | 2:10.399 | + 15.633 | 15:13:50.176 |
| 5 - | 1:56.711 | + 1.945 | 15:03:53.863 | 11 - | 1:59.963 | + 5.197 | 15:15:50.139 |
| 6 - | 1:55.185 | + 0.419 | 15:05:49.048 | 12 - | 1:54.766 | | 15:17:44.905 |
| 35 | CLAYSON/GIORDANELLI | | | A1 Ford Falcon Sprint | | | |
| 1 - | 2:08.787 | + 9.479 | 14:56:26.414 | 5 - | 1:59.670 | + 0.362 | 15:04:31.869 |
| 2 - | 2:04.777 | + 5.469 | 14:58:31.191 | 6 - | 4:10.092 P | + 2:10.784 | 15:08:41.961 |
| 3 - | 2:01.700 | + 2.392 | 15:00:32.891 | 7 - | 2:43.894 P | + 44.586 | 15:11:25.855 |
| 4 - | 1:59.308 | | 15:02:32.199 | | | | |
| 39 | HARDING/WHALE | | | A1 Ford Falcon Sprint | | | |
| 1 - | 2:00.783 | + 8.761 | 14:55:39.018 | 9 - | 1:56.329 | + 4.307 | 15:12:28.452 |
| 2 - | 1:55.129 | + 3.107 | 14:57:34.147 | 10 - | 1:52.993 | + 0.971 | 15:14:21.445 |
| 3 - | 1:52.789 | + 0.767 | 14:59:26.936 | 11 - | 1:52.641 | + 0.619 | 15:16:14.086 |
| 4 - | 1:52.518 | + 0.496 | 15:01:19.454 | 12 - | 1:53.029 | + 1.007 | 15:18:07.115 |
| 5 - | 1:53.163 | + 1.141 | 15:03:12.617 | 13 - | 1:52.676 | + 0.654 | 15:19:59.791 |
| 6 - | 1:52.022 | | 15:05:04.639 | 14 - | 1:53.094 | + 1.072 | 15:21:52.885 |
| 7 - | 3:31.109 P | + 1:39.087 | 15:08:35.748 | 15 - | 1:53.526 | + 1.504 | 15:23:46.411 |
| 8 - | 1:56.375 | + 4.353 | 15:10:32.123 | | | | |
| 44 | KJALLGREN/KJALLGREN | | | A1 Ford Mustang | | | |
| 1 - | 2:10.377 | + 14.310 | 14:56:23.822 | 8 - | 4:35.630 P | + 2:39.563 | 15:13:57.432 |
| 2 - | 2:11.464 | + 15.397 | 14:58:35.286 | 9 - | 1:59.251 | + 3.184 | 15:15:56.683 |
| 3 - | 2:08.856 | + 12.789 | 15:00:44.142 | 10 - | 1:58.984 | + 2.917 | 15:17:55.667 |

Car No's 3 & 13 need working transponders - Q.12.1.2.

Weather / Track : Bright / Dry

Brands Hatch GP
 Circuit Length = 2.3009 miles
 Start: 14:53 End: 15:26

Pre-66 Mini inc Pre-66 Touring Cars
QUALIFYING - RACE 6 - LAP ANALYSIS

| | | | | | | | |
|-----------|------------------------|------------|---------------------|------------------------------|-----------------|------------|---------------------|
| 4 - | 2:09.654 | + 13.587 | 15:02:53.796 | 11 - | 1:57.460 | + 1.393 | 15:19:53.127 |
| 5 - | 2:09.545 | + 13.478 | 15:05:03.341 | 12 - | 1:57.469 | + 1.402 | 15:21:50.596 |
| 6 - | 2:08.647 | + 12.580 | 15:07:11.988 | 13 - | 1:56.067 | | 15:23:46.663 |
| 7 - | 2:09.814 | + 13.747 | 15:09:21.802 | | | | |
| 46 | CLARK/WALKER | | | A1 Ford Galaxy | | | |
| 1 - | 2:08.725 | + 5.966 | 14:56:16.690 | 3 - | 2:02.759 | | 15:00:25.059 |
| 2 - | 2:05.610 | + 2.851 | 14:58:22.300 | | | | |
| 47 | SCRAGG/BUSSELL | | | A2 Jaguar Mk II | | | |
| 1 - | 2:08.065 | + 6.334 | 14:55:47.322 | 7 - | 2:10.457 | + 8.726 | 15:10:19.943 |
| 2 - | 2:04.429 | + 2.698 | 14:57:51.751 | 8 - | 2:06.424 | + 4.693 | 15:12:26.367 |
| 3 - | 2:04.844 | + 3.113 | 14:59:56.595 | 9 - | 2:04.526 | + 2.795 | 15:14:30.893 |
| 4 - | 2:02.938 | + 1.207 | 15:01:59.533 | 10 - | 2:02.091 | + 0.360 | 15:16:32.984 |
| 5 - | 2:02.096 | + 0.365 | 15:04:01.629 | 11 - | 2:02.447 | + 0.716 | 15:18:35.431 |
| 6 - | 4:07.857 P | + 2:06.126 | 15:08:09.486 | 12 - | 2:01.731 | | 15:20:37.162 |
| 50 | TARRY/YOULES | | | D Morris Cooper S | | | |
| 1 - | 2:09.082 | + 9.360 | 14:56:35.103 | 5 - | 2:00.196 | + 0.474 | 15:04:41.561 |
| 2 - | 2:04.464 | + 4.742 | 14:58:39.567 | 6 - | 3:29.447 P | + 1:29.725 | 15:08:11.008 |
| 3 - | 2:02.076 | + 2.354 | 15:00:41.643 | 7 - | 2:04.530 | + 4.808 | 15:10:15.538 |
| 4 - | 1:59.722 | | 15:02:41.365 | | | | |
| 51 | Mike WRIGLEY | | | A1 Ford Mustang | | | |
| 1 - | 1:59.351 | + 7.407 | 14:55:48.278 | 8 - | 1:59.677 | + 7.733 | 15:12:01.505 |
| 2 - | 1:54.172 | + 2.228 | 14:57:42.450 | 9 - | 1:57.741 | + 5.797 | 15:13:59.246 |
| 3 - | 1:54.289 | + 2.345 | 14:59:36.739 | 10 - | 2:00.351 | + 8.407 | 15:15:59.597 |
| 4 - | 1:54.051 | + 2.107 | 15:01:30.790 | 11 - | 1:54.411 | + 2.467 | 15:17:54.008 |
| 5 - | 4:14.113 P | + 2:22.169 | 15:05:44.903 | 12 - | 1:58.901 | + 6.957 | 15:19:52.909 |
| 6 - | 2:07.225 | + 15.281 | 15:07:52.128 | 13 - | 2:08.494 | + 16.550 | 15:22:01.403 |
| 7 - | 2:09.700 | + 17.756 | 15:10:01.828 | 14 - | 1:51.944 | | 15:23:53.347 |
| 52 | DAVIS/LYNCH | | | D Austin Mini Cooper S | | | |
| 1 - | 2:10.337 | + 9.946 | 14:56:35.014 | 8 - | 2:08.235 | + 7.844 | 15:13:58.918 |
| 2 - | 2:02.825 | + 2.434 | 14:58:37.839 | 9 - | 2:07.461 | + 7.070 | 15:16:06.379 |
| 3 - | 2:03.231 | + 2.840 | 15:00:41.070 | 10 - | 2:05.832 | + 5.441 | 15:18:12.211 |
| 4 - | 2:00.391 | | 15:02:41.461 | 11 - | 2:02.146 | + 1.755 | 15:20:14.357 |
| 5 - | 4:46.245 P | + 2:45.854 | 15:07:27.706 | 12 - | 2:02.157 | + 1.766 | 15:22:16.514 |
| 6 - | 2:12.626 | + 12.235 | 15:09:40.332 | 13 - | 2:04.451 | + 4.060 | 15:24:20.965 |
| 7 - | 2:10.351 | + 9.960 | 15:11:50.683 | | | | |
| 56 | PADMORE/PADMORE | | | D Austin Mini Cooper S | | | |
| 1 - | 2:02.675 | + 3.718 | 14:56:45.008 | 4 - | 2:03.800 | + 4.843 | 15:02:48.486 |
| 2 - | 1:58.957 | | 14:58:43.965 | 5 - | 2:00.514 | + 1.557 | 15:04:49.000 |
| 3 - | 2:00.721 | + 1.764 | 15:00:44.686 | | | | |
| 60 | SECKEL/SECKEL | | | D Morris Cooper S | | | |
| 1 - | 2:09.254 | + 11.942 | 14:56:44.006 | 5 - | 2:06.043 | + 8.731 | 15:05:00.690 |
| 2 - | 2:05.231 | + 7.919 | 14:58:49.237 | 6 - | 1:57.312 | | 15:06:58.002 |
| 3 - | 2:06.805 | + 9.493 | 15:00:56.042 | 7 - | 3:50.059 P | + 1:52.747 | 15:10:48.061 |
| 4 - | 1:58.605 | + 1.293 | 15:02:54.647 | | | | |
| 69 | BRONSON/WILLS | | | A1 Mercury Comet Cyclone | | | |
| 1 - | 1:59.056 | + 7.518 | 14:56:29.116 | 7 - | 1:54.014 | + 2.476 | 15:10:31.692 |
| 2 - | 1:55.089 | + 3.551 | 14:58:24.205 | 8 - | 1:52.571 | + 1.033 | 15:12:24.263 |
| 3 - | 1:53.628 | + 2.090 | 15:00:17.833 | 9 - | 1:52.466 | + 0.928 | 15:14:16.729 |
| 4 - | 1:53.027 | + 1.489 | 15:02:10.860 | 10 - | 1:56.352 | + 4.814 | 15:16:13.081 |
| 5 - | 1:52.727 | + 1.189 | 15:04:03.587 | 11 - | 1:52.120 | + 0.582 | 15:18:05.201 |
| 6 - | 4:34.091 P | + 2:42.553 | 15:08:37.678 | 12 - | 1:51.538 | | 15:19:56.739 |
| 70 | KREMER/KREMER | | | C Alfa Romeo Giulia Ti Super | | | |
| 1 - | 2:03.866 | + 5.914 | 14:56:43.758 | 8 - | 2:09.954 | + 12.002 | 15:12:29.458 |

Car No's 3 & 13 need working transponders - Q.12.1.2.

Weather / Track : Bright / Dry

Brands Hatch GP
 Circuit Length = 2.3009 miles
 Start: 14:53 End: 15:26

Pre-66 Mini inc Pre-66 Touring Cars
QUALIFYING - RACE 6 - LAP ANALYSIS

| | | | | | | | |
|-----------|---------------------------|----------------|---------------------|------|-------------------------|----------|---------------------|
| 2 - | 1:57.975 | + 0.023 | 14:58:41.733 | 9 - | 2:07.787 | + 9.835 | 15:14:37.245 |
| 3 - | 2:07.675 | + 9.723 | 15:00:49.408 | 10 - | 2:07.077 | + 9.125 | 15:16:44.322 |
| 4 - | 2:02.177 | + 4.225 | 15:02:51.585 | 11 - | 2:05.989 | + 8.037 | 15:18:50.311 |
| 5 - | 1:57.952 | | 15:04:49.537 | 12 - | 2:07.327 | + 9.375 | 15:20:57.638 |
| 6 - | 3:19.220 P | + 1:21.268 | 15:08:08.757 | 13 - | 2:05.666 | + 7.714 | 15:23:03.304 |
| 7 - | 2:10.747 | + 12.795 | 15:10:19.504 | 14 - | 2:05.508 | + 7.556 | 15:25:08.812 |
| 75 | BATEMAN/BARTON | | | HS | Ford Lotus Cortina Mk 1 | | |
| 1 - | 2:22.340 | - 03:58:32.436 | 14:56:44.911 | | | | |
| 81 | BEIGHTON/BEIGHTON | | | A1 | Ford Mustang | | |
| 1 - | 1:59.702 | + 7.713 | 14:55:58.804 | 8 - | 2:03.400 | + 11.411 | 15:10:54.290 |
| 2 - | 1:53.474 | + 1.485 | 14:57:52.278 | 9 - | 2:02.464 | + 10.475 | 15:12:56.754 |
| 3 - | 1:52.616 | + 0.627 | 14:59:44.894 | 10 - | 2:00.139 | + 8.150 | 15:14:56.893 |
| 4 - | 1:53.739 | + 1.750 | 15:01:38.633 | 11 - | 1:58.387 | + 6.398 | 15:16:55.280 |
| 5 - | 1:51.989 | | 15:03:30.622 | 12 - | 1:58.612 | + 6.623 | 15:18:53.892 |
| 6 - | 3:12.898 P | + 1:20.909 | 15:06:43.520 | 13 - | 1:59.152 | + 7.163 | 15:20:53.044 |
| 7 - | 2:07.370 | + 15.381 | 15:08:50.890 | | | | |
| 82 | POCHCIOL / HANSON | | | HS | Ford Lotus Cortina Mk 1 | | |
| 1 - | 2:07.089 | + 14.830 | 14:55:58.749 | 9 - | 1:59.428 | + 7.169 | 15:13:19.111 |
| 2 - | 1:59.561 | + 7.302 | 14:57:58.310 | 10 - | 1:54.156 | + 1.897 | 15:15:13.267 |
| 3 - | 1:59.432 | + 7.173 | 14:59:57.742 | 11 - | 1:52.920 | + 0.661 | 15:17:06.187 |
| 4 - | 1:59.282 | + 7.023 | 15:01:57.024 | 12 - | 1:52.716 | + 0.457 | 15:18:58.903 |
| 5 - | 2:00.711 | + 8.452 | 15:03:57.735 | 13 - | 1:54.588 | + 2.329 | 15:20:53.491 |
| 6 - | 2:01.365 | + 9.106 | 15:05:59.100 | 14 - | 1:52.259 | | 15:22:45.750 |
| 7 - | 1:59.984 | + 7.725 | 15:07:59.084 | 15 - | 1:52.386 | + 0.127 | 15:24:38.136 |
| 8 - | 3:20.599 P | + 1:28.340 | 15:11:19.683 | | | | |
| 86 | COOKE/SMITHIES | | | A1 | Ford Mustang | | |
| 1 - | 2:03.870 | + 8.148 | 14:55:54.247 | 8 - | 1:57.386 | + 1.664 | 15:11:42.456 |
| 2 - | 1:57.892 | + 2.170 | 14:57:52.139 | 9 - | 2:14.689 | + 18.967 | 15:13:57.145 |
| 3 - | 2:01.989 | + 6.267 | 14:59:54.128 | 10 - | 1:56.409 | + 0.687 | 15:15:53.554 |
| 4 - | 1:58.186 | + 2.464 | 15:01:52.314 | 11 - | 1:55.722 | | 15:17:49.276 |
| 5 - | 3:51.971 P | + 1:56.249 | 15:05:44.285 | 12 - | 1:57.349 | + 1.627 | 15:19:46.625 |
| 6 - | 2:02.324 | + 6.602 | 15:07:46.609 | 13 - | 1:56.446 | + 0.724 | 15:21:43.071 |
| 7 - | 1:58.461 | + 2.739 | 15:09:45.070 | 14 - | 1:55.734 | + 0.012 | 15:23:38.805 |
| 87 | MONTEVERDE/PEARSON | | | HS | Ford Lotus Cortina Mk 1 | | |
| 1 - | 2:01.020 | + 6.530 | 14:55:45.541 | 9 - | 2:13.209 | + 18.719 | 15:13:07.733 |
| 2 - | 1:56.026 | + 1.536 | 14:57:41.567 | 10 - | 1:56.513 | + 2.023 | 15:15:04.246 |
| 3 - | 1:54.742 | + 0.252 | 14:59:36.309 | 11 - | 1:55.439 | + 0.949 | 15:16:59.685 |
| 4 - | 1:55.825 | + 1.335 | 15:01:32.134 | 12 - | 1:54.945 | + 0.455 | 15:18:54.630 |
| 5 - | 1:54.696 | + 0.206 | 15:03:26.830 | 13 - | 1:55.410 | + 0.920 | 15:20:50.040 |
| 6 - | 3:24.582 P | + 1:30.092 | 15:06:51.412 | 14 - | 1:55.922 | + 1.432 | 15:22:45.962 |
| 7 - | 2:01.082 | + 6.592 | 15:08:52.494 | 15 - | 1:54.490 | | 15:24:40.452 |
| 8 - | 2:02.030 | + 7.540 | 15:10:54.524 | | | | |
| 88 | MELLING/MINSHAW | | | A1 | Ford Falcon Sprint | | |
| 1 - | 1:56.000 | + 2.459 | 14:55:41.098 | 8 - | 2:14.289 | + 20.748 | 15:11:35.481 |
| 2 - | 1:54.178 | + 0.637 | 14:57:35.276 | 9 - | 2:09.922 | + 16.381 | 15:13:45.403 |
| 3 - | 1:54.029 | + 0.488 | 14:59:29.305 | 10 - | 2:10.321 | + 16.780 | 15:15:55.724 |
| 4 - | 1:53.541 | | 15:01:22.846 | 11 - | 2:08.175 | + 14.634 | 15:18:03.899 |
| 5 - | 2:05.431 | + 11.890 | 15:03:28.277 | 12 - | 2:06.578 | + 13.037 | 15:20:10.477 |
| 6 - | 1:55.526 | + 1.985 | 15:05:23.803 | 13 - | 2:03.437 | + 9.896 | 15:22:13.914 |
| 7 - | 3:57.389 P | + 2:03.848 | 15:09:21.192 | 14 - | 2:03.087 | + 9.546 | 15:24:17.001 |
| 89 | Fritz CAMPAGNE | | | A1 | Ford Falcon Sprint | | |
| 1 - | 2:12.449 | + 14.258 | 14:56:33.425 | 7 - | 2:05.248 | + 7.057 | 15:09:42.352 |
| 2 - | 2:06.008 | + 7.817 | 14:58:39.433 | 8 - | 2:02.046 | + 3.855 | 15:11:44.398 |
| 3 - | 2:04.525 | + 6.334 | 15:00:43.958 | 9 - | 2:01.392 | + 3.201 | 15:13:45.790 |
| 4 - | 2:02.745 | + 4.554 | 15:02:46.703 | 10 - | 2:00.432 | + 2.241 | 15:15:46.222 |
| 5 - | 2:01.259 | + 3.068 | 15:04:47.962 | 11 - | 1:58.191 | | 15:17:44.413 |

Car No's 3 & 13 need working transponders - Q.12.1.2.

Weather / Track : Bright / Dry

Brands Hatch GP
Circuit Length = 2.3009 miles
Start: 14:53 End: 15:26

Pre-66 Mini inc Pre-66 Touring Cars
QUALIFYING - RACE 6 - LAP ANALYSIS

| | | | | | | |
|-----------|---------------------------|------------|----------------------------|------|-----------------|-------------------------|
| 6 - | 2:49.142 P | + 50.951 | 15:07:37.104 | | | |
| 91 | BERG/HAUGLAND | | HS Ford Lotus Cortina Mk 1 | | | |
| 1 - | 2:09.319 | + 16.323 | 14:56:28.231 | 8 - | 1:54.665 | + 1.669 15:11:57.850 |
| 2 - | 2:05.238 | + 12.242 | 14:58:33.469 | 9 - | 1:54.901 | + 1.905 15:13:52.751 |
| 3 - | 2:00.458 | + 7.462 | 15:00:33.927 | 10 - | 1:58.853 | + 5.857 15:15:51.604 |
| 4 - | 1:58.522 | + 5.526 | 15:02:32.449 | 11 - | 1:57.022 | + 4.026 15:17:48.626 |
| 5 - | 1:59.982 | + 6.986 | 15:04:32.431 | 12 - | 1:53.070 | + 0.074 15:19:41.696 |
| 6 - | 3:34.917 P | + 1:41.921 | 15:08:07.348 | 13 - | 1:52.996 | 15:21:34.692 |
| 7 - | 1:55.837 | + 2.841 | 15:10:03.185 | 14 - | 1:53.324 | + 0.328 15:23:28.016 |
| 93 | WYNDHAM/SALVAGE | | A1 Ford Falcon | | | |
| 1 - | 2:01.846 | + 9.625 | 14:56:49.331 | 9 - | 1:53.252 | + 1.031 15:13:35.651 |
| 2 - | 2:00.500 | + 8.279 | 14:58:49.831 | 10 - | 1:54.737 | + 2.516 15:15:30.388 |
| 3 - | 2:00.250 | + 8.029 | 15:00:50.081 | 11 - | 1:52.221 | 15:17:22.609 |
| 4 - | 1:56.973 | + 4.752 | 15:02:47.054 | 12 - | 1:54.021 | + 1.800 15:19:16.630 |
| 5 - | 1:58.928 | + 6.707 | 15:04:45.982 | 13 - | 1:52.344 | + 0.123 15:21:08.974 |
| 6 - | 3:04.642 P | + 1:12.421 | 15:07:50.624 | 14 - | 1:52.524 | + 0.303 15:23:01.498 |
| 7 - | 1:55.713 | + 3.492 | 15:09:46.337 | 15 - | 1:53.060 | + 0.839 15:24:54.558 |
| 8 - | 1:56.062 | + 3.841 | 15:11:42.399 | | | |
| 96 | WILLS/TWYMAN | | D Austin Mini Cooper S | | | |
| 1 - | 2:02.231 | + 6.994 | 14:55:59.652 | 4 - | 1:55.237 | 15:01:48.463 |
| 2 - | 1:57.311 | + 2.074 | 14:57:56.963 | 5 - | 6:13.747 P | + 4:18.510 15:08:02.210 |
| 3 - | 1:56.263 | + 1.026 | 14:59:53.226 | | | |
| 97 | Christian DEVEREUX | | D Austin Mini Cooper S | | | |
| 1 - | 2:09.907 | + 11.196 | 14:56:25.301 | 7 - | 2:00.517 | + 1.806 15:08:43.084 |
| 2 - | 2:07.491 | + 8.780 | 14:58:32.792 | 8 - | 2:00.058 | + 1.347 15:10:43.142 |
| 3 - | 2:02.647 | + 3.936 | 15:00:35.439 | 9 - | 1:58.711 | 15:12:41.853 |
| 4 - | 2:05.378 | + 6.667 | 15:02:40.817 | 10 - | 2:06.482 | + 7.771 15:14:48.335 |
| 5 - | 2:00.913 | + 2.202 | 15:04:41.730 | 11 - | 1:58.741 | + 0.030 15:16:47.076 |
| 6 - | 2:00.837 | + 2.126 | 15:06:42.567 | 12 - | 1:59.163 | + 0.452 15:18:46.239 |
| 98 | WENMAN/WENMAN | | A1 Ford Mustang 350 GTH | | | |
| 1 - | 2:10.310 | + 9.871 | 14:56:42.879 | 7 - | 2:06.537 | + 6.098 15:14:09.395 |
| 2 - | 2:04.766 | + 4.327 | 14:58:47.645 | 8 - | 2:05.165 | + 4.726 15:16:14.560 |
| 3 - | 2:02.786 | + 2.347 | 15:00:50.431 | 9 - | 2:00.538 | + 0.099 15:18:15.098 |
| 4 - | 2:02.414 | + 1.975 | 15:02:52.845 | 10 - | 2:00.439 | 15:20:15.537 |
| 5 - | 6:58.612 P | + 4:58.173 | 15:09:51.457 | 11 - | 2:00.935 | + 0.496 15:22:16.472 |
| 6 - | 2:11.401 | + 10.962 | 15:12:02.858 | 12 - | 2:00.911 | + 0.472 15:24:17.383 |


Car No's 3 & 13 need working transponders - Q.12.1.2.

Weather / Track : Bright / Dry

Brands Hatch GP
 Circuit Length = 2.3009 miles
 Start: 14:53 End: 15:26

Pre-66 Mini inc Pre-66 Touring Cars

RACE 6 - GRID

| | | |
|--|--------------------------------------|--|
| ROW 18 | 2:01.731 47 SCRAGG/BUSSELL | 2:02.759 46 CLARK/WALKER |
| ROW 17 | 2:00.391 52 DAVIS/LYNCH | 2:00.439 98 WENMAN/WENMAN |
| ROW 16 | 1:59.308 35 CLAYSON/GIORDANELLI | 1:59.722 50 TARRY/YOULES |
| ROW 15 | 1:58.711 97 Christian DEVEREUX | 1:58.957 56 PADMORE/PADMORE |
| ROW 14 | 1:58.191 89 Fritz CAMPAGNE | 1:58.417 9 BETTS/STRACHAN |
| ROW 13 | 1:57.312 60 SECKEL/SECKEL | 1:57.952 70 KREMER/KREMER |
| ROW 12 | 1:56.645 16 SWIFT/SWIFT | 1:56.913 13 LYNN / LYNN |
| ROW 11 | 1:56.474 7 TWYMAN/COTTINGHAM | 1:56.492 6 Henrey MANN |
| ROW 10 | 1:56.067 44 KJALLGREN/KJALLGREN | 1:56.157 26 MAYDON/WILLIAMS |
| ROW 9 | 1:55.237 96 WILLS/TWYMAN | 1:55.722 86 COOKE/SMITHIES |
| ROW 8 | 1:54.766 28 Roy STEPHENSON | 1:54.889 3 Steve ALLEN |
| ROW 7 | 1:53.541 88 MELLING/MINSHAW | 1:54.490 87 MONTEVERDE/PEARSON |
| ROW 6 | 1:52.996 91 BERG/HAUGLAND | 1:53.142 25 Rod ADLINGTON |
| ROW 5 | 1:52.221 93 WYNDHAM/SALVAGE | 1:52.259 82 POCHCIOL / HANSON |
| ROW 4 | 1:52.022 39 HARDING/WHALE | 1:52.191 19 CHILES SNR/CHILES JNR |
| ROW 3 | 1:51.989 81 BEIGHTON/BEIGHTON | 1:52.017 8 John YOUNG |
| ROW 2 | 1:51.538 69 BRONSON/WILLS | 1:51.944 51 Mike WRIGLEY |
| ROW 1 | 1:48.232 15 Patrick WATTS | 1:50.210 2 Leo VOYAZIDES |
| Pole | | |
|  | | |

Brands Hatch GP
Circuit Length = 2.3009 miles

These results are provisional until the conclusion of any judicial and technical matters.

| | | |
|-------------------|--|--------------|
| Clerk of Course : | | Timekeeper : |
| | | |

Pre-66 Mini inc Pre-66 Touring Cars

RACE 6 - CLASSIFICATION

| POS | NO | CL | NAME | ENTRY | LAPS | TIME | GAP | DIFF | MPH | BEST | ON |
|-----|----|----|-----------------------|----------------------------|------|-----------|----------|--------|-------|----------|----|
| 1 | 15 | A1 | Patrick WATTS | Ford Mustang | 25 | 50:01.743 | | | 68.98 | 1:49.055 | 18 |
| 2 | 2 | A1 | Leo VOYAZIDES | Ford Falcon | 25 | 50:08.231 | 6.488 | 6.488 | 68.83 | 1:49.049 | 2 |
| 3 | 8 | A1 | John YOUNG | Ford Mustang | 25 | 50:21.377 | 19.634 | 13.146 | 68.53 | 1:51.474 | 20 |
| 4 | 69 | A1 | BRONSON/WILLS | Mercury Comet Cyclone | 25 | 50:35.366 | 33.623 | 13.989 | 68.22 | 1:51.675 | 21 |
| 5 | 88 | A1 | MELLING/MINSHAW | Ford Falcon Sprint | 25 | 50:36.829 | 35.086 | 1.463 | 68.18 | 1:51.779 | 22 |
| 6 | 19 | A1 | CHILES SNR/CHILES JNR | Ford Mustang | 25 | 50:40.582 | 38.839 | 3.753 | 68.10 | 1:52.276 | 20 |
| 7 | 28 | A1 | Roy STEPHENSON | Ford Mustang | 25 | 50:46.506 | 44.763 | 5.924 | 67.97 | 1:53.747 | 6 |
| 8 | 93 | A1 | WYNDHAM/SALVAGE | Ford Falcon | 25 | 50:46.604 | 44.861 | 0.098 | 67.97 | 1:52.136 | 25 |
| 9 | 81 | A1 | BEIGHTON/HAMMOND | Ford Mustang | 25 | 51:29.581 | 1:27.838 | 42.977 | 67.02 | 1:51.771 | 4 |
| 10 | 51 | A1 | Mike WRIGLEY | Ford Mustang | 24 | 50:20.416 | 1 lap | 1 lap | 65.81 | 1:52.641 | 20 |
| 11 | 16 | D | SWIFT/SWIFT | Morris Cooper S | 24 | 50:23.748 | 1 lap | 3.332 | 65.74 | 1:53.546 | 22 |
| 12 | 26 | D | MAYDON/WILLIAMS | Austin Mini Cooper S | 24 | 50:44.045 | 1 lap | 20.297 | 65.30 | 1:54.305 | 19 |
| 13 | 3 | A1 | Steve ALLEN | Ford Mustang Notchback | 24 | 50:54.073 | 1 lap | 10.028 | 65.09 | 1:54.102 | 6 |
| 14 | 6 | HS | Henrey MANN | Lotus Cortina | 24 | 50:59.193 | 1 lap | 5.120 | 64.98 | 1:55.220 | 20 |
| 15 | 50 | D | TARRY/YOULES | Morris Cooper S | 24 | 51:08.492 | 1 lap | 9.299 | 64.78 | 1:56.892 | 23 |
| 16 | 97 | D | Christian DEVEREUX | Austin Mini Cooper S | 24 | 51:08.752 | 1 lap | 0.260 | 64.78 | 1:57.035 | 23 |
| 17 | 86 | A1 | COOKE/SMITHIES | Ford Mustang | 24 | 51:30.422 | 1 lap | 21.670 | 64.32 | 1:56.866 | 3 |
| 18 | 70 | C | KREMER/KREMER | Alfa Romeo Giulia Ti Super | 24 | 51:32.447 | 1 lap | 2.025 | 64.28 | 1:56.003 | 20 |
| 19 | 89 | A1 | Fritz CAMPAGNE | Ford Falcon Sprint | 24 | 51:59.556 | 1 lap | 27.109 | 63.72 | 1:59.146 | 7 |
| 20 | 56 | D | PADMORE/PADMORE | Austin Mini Cooper S | 24 | 52:01.651 | 1 lap | 2.095 | 63.68 | 1:56.273 | 8 |
| 21 | 9 | A1 | BETTS/STRACHAN | Ford Mustang | 23 | 50:12.736 | 2 laps | 1 lap | 63.23 | 1:57.935 | 6 |
| 22 | 52 | D | DAVIS/LYNCH | Austin Mini Cooper S | 23 | 50:14.111 | 2 laps | 1.375 | 63.20 | 1:58.627 | 7 |
| 23 | 91 | HS | BERG/HAUGLAND | Ford Lotus Cortina Mk 1 | 22 | 50:57.518 | 3 laps | 1 lap | 59.60 | 1:54.083 | 6 |
| 24 | 44 | A1 | KJALLGREN/KJALLGREN | Ford Mustang | 20 | 48:01.252 | 5 laps | 2 laps | 57.49 | 1:54.827 | 5 |
| 25 | 47 | A2 | SCRAGG/BUSSELL | Jaguar Mk II | 17 | 37:52.698 | 8 laps | 3 laps | 61.95 | 2:01.276 | 6 |

NOT CLASSIFIED

| | | | | | | | | | | | |
|-----|----|----|--------------------|-------------------------|----|-----------|---------|--------|-------|----------|----|
| DNC | 98 | A1 | WENMAN/WENMAN | Ford Mustang 350 GTH | 19 | 41:41.784 | 6 laps | 0.000 | 62.90 | 1:56.833 | 18 |
| DNC | 25 | A1 | Rod ADLINGTON | Ford Falcon | 18 | 37:20.807 | 7 laps | 1 lap | 66.53 | 1:53.888 | 8 |
| DNC | 75 | HS | BATEMAN/BARTON | Ford Lotus Cortina Mk 1 | 17 | 50:09.444 | 8 laps | 1 lap | 46.79 | 2:00.749 | 16 |
| DNC | 13 | HS | LYNN / LYNN | Ford Cortina | 10 | 20:32.883 | 15 laps | 7 laps | 67.18 | 1:55.109 | 7 |
| DNC | 39 | A1 | HARDING/WHALE | Ford Falcon Sprint | 8 | 15:07.912 | 17 laps | 2 laps | 72.98 | 1:52.175 | 7 |
| DNC | 87 | HS | MONTEVERDE/PEARSON | Ford Lotus Cortina Mk 1 | 6 | 16:50.461 | 19 laps | 2 laps | 49.18 | 1:55.207 | 3 |
| DNC | 82 | HS | POCHIOL / HANSON | Ford Lotus Cortina Mk 1 | 4 | 8:04.192 | 21 laps | 2 laps | 68.42 | 1:56.921 | 3 |
| DNC | 7 | D | TWYMAN/COTTINGHAM | Austin Mini Cooper S | 0 | | | | | | |
| DNC | 60 | D | SECKEL/SECKEL | Morris Cooper S | 0 | | | | | | |

FASTEST LAP

| | | | | | | | |
|----|----|----------------|----------------------------|----|----------|-----------|------------|
| 2 | A1 | Leo VOYAZIDES | Ford Falcon | 2 | 1:49.049 | 75.95 mph | 122.24 kph |
| 16 | D | SWIFT/SWIFT | Morris Cooper S | 22 | 1:53.546 | 72.94 mph | 117.40 kph |
| 91 | HS | BERG/HAUGLAND | Ford Lotus Cortina Mk 1 | 6 | 1:54.083 | 72.60 mph | 116.84 kph |
| 70 | C | KREMER/KREMER | Alfa Romeo Giulia Ti Super | 20 | 1:56.003 | 71.40 mph | 114.91 kph |
| 47 | A2 | SCRAGG/BUSSELL | Jaguar Mk II | 6 | 2:01.276 | 68.30 mph | 109.91 kph |

Weather / Track : Cloudy / Dry

These results are provisional until the conclusion of any judicial and technical matters.

Brands Hatch GP

Circuit Length = 2.3009 miles

Start: 13:26 End: 14:19

| | |
|-------------------|--------------|
| Clerk of Course : | Timekeeper : |
|-------------------|--------------|

Pre-66 Mini inc Pre-66 Touring Cars

RACE 6 - LAP CHART

| Lap 1 | | | Lap 2 | | | Lap 3 | | | Lap 4 | | | Lap 5 | | |
|-------|--------|----------|-------|----------|------------|-------|----------|------------|-------|----------|----------|-------|----------|------------|
| No | Behind | Laptime | No | Behind | Laptime | No | Behind | Laptime | No | Behind | Laptime | No | Behind | Laptime |
| 15 | | 1:52.300 | 15 | | 1:49.516 | 15 | | 1:49.540 | 2 | | 1:49.712 | 2 | | 1:49.726 |
| 2 | 0.842 | 1:53.142 | 2 | 0.375 | 1:49.049 | 2 | 0.156 | 1:49.321 | 15 | 0.912 | 1:50.780 | 15 | 0.403 | 1:49.217 |
| 69 | 4.286 | 1:56.586 | 8 | 6.733 | 1:51.895 | 8 | 9.741 | 1:52.548 | 8 | 11.971 | 1:52.098 | 8 | 14.555 | 1:52.310 |
| 8 | 4.354 | 1:56.654 | 69 | 8.705 | 1:53.935 | 69 | 12.926 | 1:53.761 | 69 | 15.568 | 1:52.510 | 86 | 1 LAP | 3:20.878 P |
| 39 | 6.884 | 1:59.184 | 39 | 9.983 | 1:52.615 | 39 | 13.456 | 1:53.013 | 39 | 16.355 | 1:52.767 | 69 | 18.716 | 1:52.874 |
| 51 | 6.981 | 1:59.281 | 81 | 11.370 | 1:53.826 | 81 | 14.840 | 1:53.010 | 81 | 16.743 | 1:51.771 | 39 | 19.587 | 1:52.958 |
| 81 | 7.060 | 1:59.360 | 19 | 12.373 | 1:53.978 | 19 | 15.935 | 1:53.102 | 19 | 19.658 | 1:53.591 | 81 | 20.186 | 1:53.169 |
| 19 | 7.911 | 2:00.211 | 51 | 13.994 | 1:56.529 | 51 | 20.841 | 1:56.387 | 51 | 24.781 | 1:53.808 | 19 | 23.243 | 1:53.311 |
| 87 | 10.819 | 2:03.119 | 25 | 16.164 | 1:54.633 | 25 | 21.195 | 1:54.571 | 25 | 25.704 | 1:54.377 | 25 | 30.673 | 1:54.695 |
| 25 | 11.047 | 2:03.347 | 87 | 17.110 | 1:55.807 | 87 | 22.777 | 1:55.207 | 88 | 28.249 | 1:54.443 | 51 | 30.855 | 1:55.800 |
| 93 | 11.999 | 2:04.299 | 28 | 17.552 | 1:54.443 | 28 | 23.548 | 1:55.536 | 28 | 28.738 | 1:55.058 | 88 | 31.300 | 1:52.777 |
| 28 | 12.625 | 2:04.925 | 93 | 18.977 | 1:56.494 | 88 | 23.674 | 1:53.087 | 93 | 30.186 | 1:54.241 | 28 | 33.807 | 1:54.795 |
| 82 | 14.226 | 2:06.526 | 88 | 20.127 | 1:54.211 | 93 | 25.813 | 1:56.376 | 91 | 31.090 | 1:54.211 | 93 | 35.008 | 1:54.548 |
| 91 | 14.549 | 2:06.849 | 91 | 20.144 | 1:55.111 | 91 | 26.747 | 1:56.143 | 3 | 35.740 | 1:55.260 | 91 | 36.176 | 1:54.812 |
| 88 | 15.432 | 2:07.732 | 82 | 22.059 | 1:57.349 | 82 | 29.440 | 1:56.921 | 44 | 39.238 | 1:55.741 | 3 | 40.866 | 1:54.852 |
| 3 | 15.748 | 2:08.048 | 3 | 22.087 | 1:55.855 | 3 | 30.348 | 1:57.801 | 26 | 39.307 | 1:57.794 | 44 | 44.339 | 1:54.827 |
| 26 | 17.184 | 2:09.484 | 26 | 24.401 | 1:56.733 | 26 | 31.381 | 1:56.520 | 6 | 42.299 | 1:57.267 | 26 | 46.272 | 1:56.691 |
| 6 | 17.742 | 2:10.042 | 6 | 26.405 | 1:58.179 | 44 | 33.365 | 1:55.883 | 82 | 42.968 | 2:03.396 | 6 | 48.948 | 1:56.375 |
| 56 | 17.851 | 2:10.151 | 44 | 27.022 | 1:58.336 | 6 | 34.900 | 1:58.035 | 13 | 44.348 | 1:56.888 | 13 | 50.898 | 1:56.276 |
| 86 | 17.957 | 2:10.257 | 86 | 28.033 | 1:59.592 | 86 | 35.359 | 1:56.866 | 16 | 48.099 | 1:58.544 | 16 | 55.175 | 1:56.802 |
| 44 | 18.202 | 2:10.502 | 13 | 29.338 | 1:59.415 | 13 | 37.328 | 1:57.530 | 50 | 48.750 | 1:58.915 | 50 | 56.096 | 1:57.072 |
| 89 | 19.345 | 2:11.645 | 50 | 30.674 | 1:59.399 | 16 | 39.423 | 1:57.926 | 97 | 48.992 | 1:58.796 | 97 | 56.986 | 1:57.720 |
| 13 | 19.439 | 2:11.739 | 97 | 30.874 | 2:00.289 | 50 | 39.703 | 1:58.569 | 89 | 52.432 | 1:59.625 | 9 | 1:03.350 | 1:59.967 |
| 97 | 20.101 | 2:12.401 | 16 | 31.037 | 1:59.222 | 97 | 40.064 | 1:58.730 | 9 | 53.109 | 1:59.452 | 89 | 1:04.120 | 2:01.414 |
| 50 | 20.791 | 2:13.091 | 89 | 32.236 | 2:02.407 | 89 | 42.675 | 1:59.979 | 98 | 55.543 | 2:00.199 | 98 | 1:05.587 | 1:59.770 |
| 16 | 21.331 | 2:13.631 | 9 | 33.092 | 2:00.606 | 9 | 43.525 | 1:59.973 | 52 | 56.809 | 1:59.816 | 52 | 1:07.018 | 1:59.935 |
| 52 | 21.388 | 2:13.688 | 98 | 34.517 | 2:01.495 | 98 | 45.212 | 2:00.235 | 47 | 1:07.362 | 2:02.717 | 47 | 1:19.742 | 2:02.106 |
| 9 | 22.002 | 2:14.302 | 52 | 34.743 | 2:02.871 | 52 | 46.861 | 2:01.658 | 70 | 1:17.008 | 2:05.756 | 70 | 1:33.865 | 2:06.583 |
| 98 | 22.538 | 2:14.838 | 47 | 41.110 | 2:03.982 | 47 | 54.513 | 2:02.943 | 56 | 1:30.773 | 1:57.371 | 56 | 1:37.463 | 1:56.416 |
| 47 | 26.644 | 2:18.944 | 70 | 44.714 | 2:06.097 | 70 | 1:01.120 | 2:05.946 | | | | | | |
| 70 | 28.133 | 2:20.433 | 75 | 52.196 | 2:10.583 | 75 | 1:15.404 | 2:12.748 | | | | | | |
| 75 | 31.129 | 2:23.429 | 56 | 1:15.830 | 2:47.495 P | 56 | 1:23.270 | 1:56.980 P | | | | | | |

Weather / Track : Cloudy / Dry

Brands Hatch GP
Circuit Length = 2.3009 miles
Start: 13:26 End: 14:19

Pre-66 Mini inc Pre-66 Touring Cars

RACE 6 - LAP CHART

| Lap 6 | | | Lap 7 | | | Lap 8 | | | Lap 9 | | | Lap 10 | | |
|-------|----------|------------|-------|----------|------------|-------|----------|------------|-------|----------|----------|--------|----------|----------|
| No | Behind | Laptime | No | Behind | Laptime | No | Behind | Laptime | No | Behind | Laptime | No | Behind | Laptime |
| 2 | | 1:49.922 | 2 | | 1:49.927 | 2 | | 1:49.263 | 2 | | 1:49.888 | 2 | | 1:52.636 |
| 15 | 0.446 | 1:49.965 | 15 | 0.565 | 1:50.046 | 15 | 1.543 | 1:50.241 | 15 | 1.510 | 1:49.855 | 15 | 0.567 | 1:51.693 |
| 8 | 16.933 | 1:52.300 | 87 | 3 LAPS | 7:03.885 P | 56 | 1 LAP | 1:59.838 | 47 | 1 LAP | 2:02.696 | 47 | 1 LAP | 2:04.246 |
| 69 | 21.189 | 1:52.395 | 8 | 19.870 | 1:52.864 | 87 | 3 LAPS | 1:56.137 P | 56 | 1 LAP | 1:56.273 | 56 | 1 LAP | 2:01.067 |
| 39 | 22.645 | 1:52.980 | 69 | 23.993 | 1:52.731 | 70 | 1 LAP | 2:05.668 | 87 | 3 LAPS | 1:56.306 | 8 | 30.355 | 1:57.598 |
| 81 | 24.949 | 1:54.685 | 39 | 24.893 | 1:52.175 | 8 | 22.897 | 1:52.290 | 8 | 25.393 | 1:52.384 | 69 | 35.889 | 1:56.029 |
| 86 | 1 LAP | 1:59.145 P | 81 | 27.028 | 1:52.006 | 69 | 27.464 | 1:52.734 | 70 | 1 LAP | 2:05.083 | 81 | 39.054 | 1:57.910 |
| 19 | 26.888 | 1:53.567 | 19 | 30.973 | 1:54.012 | 39 | 27.850 | 1:52.220 | 69 | 32.496 | 1:54.920 | 70 | 1 LAP | 2:09.801 |
| 88 | 35.551 | 1:54.173 | 86 | 1 LAP | 1:58.447 | 81 | 30.336 | 1:52.571 | 81 | 33.780 | 1:53.332 | 19 | 47.889 | 1:57.422 |
| 25 | 35.785 | 1:55.034 | 88 | 37.952 | 1:52.328 | 19 | 36.135 | 1:54.425 | 19 | 43.103 | 1:56.856 | 88 | 48.607 | 1:56.695 |
| 51 | 36.535 | 1:55.602 | 51 | 39.494 | 1:52.886 | 88 | 40.617 | 1:51.928 | 88 | 44.548 | 1:53.819 | 28 | 59.537 | 1:57.848 |
| 28 | 37.632 | 1:53.747 | 25 | 40.770 | 1:54.912 | 51 | 43.742 | 1:53.511 | 51 | 53.483 | 1:59.629 | 25 | 1:01.898 | 1:59.929 |
| 93 | 39.180 | 1:54.094 | 28 | 42.081 | 1:54.376 | 86 | 1 LAP | 1:59.360 | 28 | 54.325 | 1:57.351 | 93 | 1:02.966 | 2:00.264 |
| 91 | 40.337 | 1:54.083 | 93 | 43.183 | 1:53.930 | 25 | 45.395 | 1:53.888 | 25 | 54.605 | 1:59.098 | 91 | 1:04.123 | 2:00.329 |
| 3 | 45.046 | 1:54.102 | 91 | 44.855 | 1:54.445 | 28 | 46.862 | 1:54.044 | 86 | 1 LAP | 2:00.302 | 86 | 1 LAP | 2:05.117 |
| 44 | 50.331 | 1:55.914 | 3 | 49.346 | 1:54.227 | 93 | 48.071 | 1:54.151 | 93 | 55.338 | 1:57.155 | 3 | 1:40.228 | 2:21.176 |
| 26 | 52.129 | 1:55.779 | 44 | 55.972 | 1:55.568 | 91 | 49.786 | 1:54.194 | 91 | 56.430 | 1:56.532 | 6 | 2:09.789 | 2:47.828 |
| 6 | 54.818 | 1:55.792 | 26 | 57.380 | 1:55.178 | 3 | 1:04.020 | 2:03.937 | 3 | 1:11.688 | 1:57.556 | 13 | 2:10.297 | 2:46.983 |
| 13 | 57.123 | 1:56.147 | 6 | 1:00.598 | 1:55.707 | 44 | 1:05.569 | 1:58.860 | 44 | 1:13.642 | 1:57.961 | 26 | 2:11.053 | 2:47.217 |
| 16 | 1:02.975 | 1:57.722 | 13 | 1:02.305 | 1:55.109 | 26 | 1:06.969 | 1:58.852 | 6 | 1:14.597 | 1:56.999 | 9 | 2:12.391 | 2:24.063 |
| 50 | 1:03.630 | 1:57.456 | 16 | 1:10.091 | 1:57.043 | 6 | 1:07.486 | 1:56.151 | 13 | 1:15.950 | 1:57.437 | 98 | 2:14.448 | 2:23.048 |
| 97 | 1:04.513 | 1:57.449 | 50 | 1:11.199 | 1:57.496 | 13 | 1:08.401 | 1:55.359 | 26 | 1:16.472 | 1:59.391 | 52 | 2:15.320 | 2:22.450 |
| 9 | 1:11.363 | 1:57.935 | 97 | 1:11.795 | 1:57.209 | 16 | 1:18.923 | 1:58.095 | 16 | 1:29.280 | 2:00.245 | | | |
| 89 | 1:13.623 | 1:59.425 | 9 | 1:19.980 | 1:58.544 | 50 | 1:19.683 | 1:57.747 | 50 | 1:29.838 | 2:00.043 | | | |
| 98 | 1:14.591 | 1:58.926 | 89 | 1:22.842 | 1:59.146 | 97 | 1:20.269 | 1:57.737 | 97 | 1:30.793 | 2:00.412 | | | |
| 52 | 1:16.098 | 1:59.002 | 98 | 1:23.164 | 1:58.500 | 9 | 1:29.620 | 1:58.903 | 9 | 1:40.964 | 2:01.232 | | | |
| 47 | 1:31.096 | 2:01.276 | 52 | 1:24.798 | 1:58.627 | 89 | 1:32.873 | 1:59.294 | 89 | 1:43.327 | 2:00.342 | | | |
| 75 | 2 LAPS | 5:56.674 | 47 | 1:42.712 | 2:01.543 | 98 | 1:33.462 | 1:59.561 | 98 | 1:44.036 | 2:00.462 | | | |
| 56 | 1:44.327 | 1:56.786 | | | | 52 | 1:34.785 | 1:59.250 | 52 | 1:45.506 | 2:00.609 | | | |
| 70 | 1:48.420 | 2:04.477 | | | | | | | | | | | | |

Weather / Track : Cloudy / Dry

Brands Hatch GP
Circuit Length = 2.3009 miles
Start: 13:26 End: 14:19

Pre-66 Mini inc Pre-66 Touring Cars

RACE 6 - LAP CHART

| Lap 11 | | | Lap 12 | | | Lap 13 | | | Lap 14 | | | Lap 15 | | |
|--------|----------|------------|--------|----------|-------------|--------|----------|------------|--------|----------|----------|--------|----------|----------|
| No | Behind | Laptime | No | Behind | Laptime | No | Behind | Laptime | No | Behind | Laptime | No | Behind | Laptime |
| 2 | | 2:35.604 | 19 | | 1:56.734 P | 19 | | 2:07.485 | 19 | | 2:12.031 | 19 | | 2:28.336 |
| 15 | 0.751 | 2:35.788 | 52 | 1 LAP | 4:07.157 P | 52 | 1 LAP | 2:07.922 P | 52 | 1 LAP | 2:12.253 | 8 | 1.165 | 2:27.828 |
| 47 | 1 LAP | 2:19.204 | 8 | 1.499 | 3:44.413 P | 8 | 1.365 | 2:07.351 P | 8 | 1.673 | 2:12.339 | 28 | 2.423 | 2:28.004 |
| 56 | 1 LAP | 2:18.718 | 28 | 2.566 | 1:58.142 P | 28 | 2.055 | 2:06.974 | 28 | 2.755 | 2:12.731 | 52 | 1 LAP | 2:29.555 |
| 8 | 3.336 | 2:08.585 | 2 | 3.381 | 3:49.631 P | 2 | 3.039 | 2:07.143 P | 2 | 3.764 | 2:12.756 | 2 | 2.813 | 2:27.385 |
| 69 | 4.073 | 2:03.788 | 15 | 4.450 | 3:49.949 P | 15 | 3.862 | 2:06.897 P | 15 | 5.405 | 2:13.574 | 15 | 3.085 | 2:26.016 |
| 81 | 5.148 | 2:01.698 | 25 | 4.811 | 1:55.369 P | 25 | 4.439 | 2:07.113 | 25 | 6.279 | 2:13.871 | 25 | 4.329 | 2:26.386 |
| 51 | 1 LAP | 3:57.884 P | 47 | 1 LAP | 3:52.007 P | 47 | 1 LAP | 2:07.148 P | 47 | 1 LAP | 2:11.938 | 47 | 1 LAP | 2:27.475 |
| 88 | 24.677 | 2:11.674 | 98 | 1 LAP | 4:18.402 P | 98 | 1 LAP | 2:03.882 P | 98 | 1 LAP | 2:11.979 | 98 | 1 LAP | 2:27.276 |
| 16 | 1 LAP | 3:59.733 P | 56 | 1 LAP | 3:55.857 P | 56 | 1 LAP | 2:04.136 P | 56 | 1 LAP | 2:10.564 | 56 | 1 LAP | 2:27.672 |
| 97 | 1 LAP | 3:59.096 P | 81 | 14.901 | 3:56.003 P | 81 | 11.675 | 2:04.259 P | 81 | 8.133 | 2:08.489 | 81 | 7.032 | 2:27.235 |
| 89 | 1 LAP | 3:48.999 P | 88 | 15.983 | 3:37.556 P | 88 | 12.241 | 2:03.743 P | 88 | 9.195 | 2:08.985 | 88 | 7.335 | 2:26.476 |
| 50 | 1 LAP | 4:03.508 P | 69 | 17.149 | 3:59.326 P | 69 | 13.192 | 2:03.528 P | 69 | 9.437 | 2:08.276 | 69 | 7.557 | 2:26.456 |
| 19 | 1:49.516 | 3:37.231 P | 70 | 1 LAP | 2:09.412 P | 70 | 1 LAP | 2:04.839 | 70 | 1 LAP | 2:02.270 | 93 | 9.415 | 2:26.491 |
| 28 | 1:50.674 | 3:26.741 P | 93 | 23.793 | 2:09.428 P | 93 | 21.118 | 2:04.810 | 93 | 11.260 | 2:02.173 | 70 | 1 LAP | 2:26.882 |
| 25 | 1:55.692 | 3:29.398 P | 75 | 7 LAPS | 12:25.181 P | 91 | 21.852 | 2:04.811 | 91 | 12.110 | 2:02.289 | 91 | 11.445 | 2:27.671 |
| 70 | 1 LAP | 3:48.508 P | 91 | 24.526 | 2:06.747 P | 75 | 7 LAPS | 2:10.169 P | 75 | 7 LAPS | 2:05.453 | 86 | 1 LAP | 2:21.907 |
| 93 | 2:00.615 | 3:33.253 P | 86 | 1 LAP | 2:03.496 P | 86 | 1 LAP | 2:08.056 | 86 | 1 LAP | 2:05.406 | 75 | 7 LAPS | 2:22.229 |
| 91 | 2:04.029 | 3:35.510 P | 51 | 1:29.870 | 2:40.793 | 51 | 1:59.043 | 2:36.658 | 51 | 2:16.388 | 2:29.376 | 51 | 1:42.605 | 1:54.553 |
| 86 | 1 LAP | 3:37.496 P | 3 | 1:30.678 | 2:38.278 P | 3 | 1:59.629 | 2:36.436 | 3 | 2:16.619 | 2:29.021 | 3 | 1:44.406 | 1:56.123 |
| 51 | 2:35.327 | 2:12.200 P | 16 | 1:31.443 | 2:13.995 | 16 | 2:00.501 | 2:36.543 | 16 | 2:18.106 | 2:29.636 | 16 | 1:45.094 | 1:55.324 |
| 3 | 2:38.650 | 3:34.026 P | 97 | 1:32.000 | 2:12.586 | 97 | 2:00.920 | 2:36.405 | 97 | 2:18.439 | 2:29.550 | 97 | 1:49.141 | 1:59.038 |
| 16 | 3:03.698 | 2:02.925 P | 89 | 1:33.135 | 2:12.336 | 89 | 2:02.137 | 2:36.487 | 89 | 2:19.605 | 2:29.499 | 89 | 1:50.915 | 1:59.646 |
| 97 | 3:05.664 | 2:04.015 P | 50 | 1:33.855 | 2:10.950 | 50 | 2:02.706 | 2:36.336 | 50 | 2:21.239 | 2:30.564 | 50 | 1:52.113 | 1:59.210 |
| 89 | 3:07.049 | 2:02.963 P | 44 | 1 LAP | 2:21.642 P | 44 | 1 LAP | 2:19.901 | 44 | 1 LAP | 2:29.230 | 26 | 1:52.745 | 1:54.327 |
| 50 | 3:09.155 | 2:04.049 P | 26 | 1:57.170 | 2:15.944 P | 26 | 2:10.122 | 2:20.437 | 26 | 2:26.754 | 2:28.663 | | | |
| 44 | 1 LAP | 6:35.726 P | 6 | 1:58.519 | 2:11.942 P | 6 | 2:10.893 | 2:19.859 | 6 | 2:27.245 | 2:28.383 | | | |
| 26 | 3:27.476 | 3:52.027 P | 9 | 2:06.940 | 2:17.790 P | 9 | 2:11.463 | 2:12.008 | 9 | 2:28.138 | 2:28.706 | | | |
| 6 | 3:32.827 | 3:58.642 P | | | | | | | | | | | | |
| 9 | 3:35.400 | 3:58.613 P | | | | | | | | | | | | |

Weather / Track : Cloudy / Dry

Brands Hatch GP
Circuit Length = 2.3009 miles
Start: 13:26 End: 14:19

Pre-66 Mini inc Pre-66 Touring Cars

RACE 6 - LAP CHART

| Lap 16 | | | Lap 17 | | | Lap 18 | | | Lap 19 | | | Lap 20 | | |
|--------|----------|----------|--------|----------|------------|--------|----------|------------|--------|--------|----------|--------|--------|----------|
| No | Behind | Laptime | No | Behind | Laptime | No | Behind | Laptime | No | Behind | Laptime | No | Behind | Laptime |
| 19 | | 1:53.073 | 15 | | 1:51.707 | 15 | | 1:49.055 | 15 | | 1:50.626 | 15 | | 1:51.856 |
| 8 | 0.268 | 1:52.176 | 19 | 1.765 | 1:54.898 | 8 | 7.454 | 1:53.804 | 16 | 1 LAP | 1:54.620 | 51 | 1 LAP | 1:54.185 |
| 15 | 1.426 | 1:51.414 | 8 | 2.705 | 1:55.570 | 2 | 8.950 | 1:54.561 | 2 | 9.144 | 1:50.820 | 16 | 1 LAP | 1:53.725 |
| 2 | 2.421 | 1:52.681 | 2 | 3.444 | 1:54.156 | 26 | 1 LAP | 1:55.332 | 8 | 9.982 | 1:53.154 | 2 | 6.881 | 1:49.593 |
| 6 | 1 LAP | 1:58.853 | 26 | 1 LAP | 1:57.382 | 28 | 11.609 | 1:54.441 | 26 | 1 LAP | 1:54.425 | 8 | 9.600 | 1:51.474 |
| 28 | 4.728 | 1:55.378 | 97 | 1 LAP | 2:01.284 | 25 | 13.254 | 1:54.910 | 28 | 16.058 | 1:55.075 | 26 | 1 LAP | 1:54.305 |
| 25 | 5.450 | 1:54.194 | 89 | 1 LAP | 2:00.359 | 19 | 13.923 | 2:01.213 | 19 | 16.739 | 1:53.442 | 19 | 17.159 | 1:52.276 |
| 69 | 10.715 | 1:56.231 | 28 | 6.223 | 1:54.628 | 97 | 1 LAP | 1:59.337 | 69 | 19.999 | 1:53.464 | 69 | 21.008 | 1:52.865 |
| 88 | 16.727 | 2:02.465 | 50 | 1 LAP | 2:00.394 | 50 | 1 LAP | 1:58.913 | 97 | 1 LAP | 1:58.405 | 28 | 21.077 | 1:56.875 |
| 44 | 2 LAPS | 2:12.730 | 25 | 7.399 | 1:55.082 | 69 | 17.161 | 1:55.909 | 50 | 1 LAP | 1:57.715 | 88 | 25.168 | 1:53.104 |
| 81 | 18.032 | 2:04.073 | 6 | 1 LAP | 1:57.546 | 6 | 1 LAP | 1:57.697 | 6 | 1 LAP | 1:56.573 | 3 | 1 LAP | 1:54.469 |
| 93 | 18.626 | 2:02.284 | 69 | 10.307 | 1:52.725 | 3 | 1 LAP | 1:57.007 P | 88 | 23.920 | 1:53.955 | 6 | 1 LAP | 1:57.556 |
| 52 | 1 LAP | 2:09.577 | 3 | 1 LAP | 2:14.100 P | 89 | 1 LAP | 2:04.286 | 3 | 1 LAP | 1:55.066 | 97 | 1 LAP | 1:59.987 |
| 98 | 1 LAP | 2:06.353 | 88 | 16.640 | 1:53.046 | 88 | 20.591 | 1:53.006 | 93 | 30.024 | 1:55.417 | 50 | 1 LAP | 1:59.271 |
| 9 | 1 LAP | 2:12.848 | 93 | 20.736 | 1:55.243 | 93 | 25.233 | 1:53.552 | 89 | 1 LAP | 2:04.080 | 93 | 31.851 | 1:53.683 |
| 86 | 1 LAP | 2:00.130 | 81 | 23.887 | 1:58.988 | 81 | 33.450 | 1:58.618 | 81 | 41.640 | 1:58.816 | 89 | 1 LAP | 2:03.942 |
| 47 | 1 LAP | 2:08.274 | 86 | 1 LAP | 1:57.647 | 86 | 1 LAP | 1:57.375 | 86 | 1 LAP | 1:58.823 | 81 | 50.225 | 2:00.441 |
| 70 | 1 LAP | 2:05.358 | 98 | 1 LAP | 2:03.311 | 98 | 1 LAP | 1:56.900 | 98 | 1 LAP | 1:56.833 | 86 | 1 LAP | 2:00.328 |
| 91 | 21.749 | 2:03.377 | 52 | 1 LAP | 2:04.335 | 70 | 1 LAP | 1:57.708 | 70 | 1 LAP | 1:56.814 | 98 | 1 LAP | 1:59.814 |
| 75 | 7 LAPS | 2:03.144 | 47 | 1 LAP | 2:04.790 | 52 | 1 LAP | 2:03.594 | 52 | 1 LAP | 2:02.479 | 70 | 1 LAP | 1:56.562 |
| 56 | 1 LAP | 2:16.676 | 70 | 1 LAP | 2:06.650 | 47 | 1 LAP | 2:01.409 | 91 | 57.276 | 2:02.158 | 56 | 1 LAP | 2:00.719 |
| 51 | 1:43.946 | 1:54.414 | 44 | 2 LAPS | 2:11.071 | 91 | 45.744 | 1:59.296 | 56 | 1 LAP | 1:59.779 | 52 | 1 LAP | 2:03.602 |
| 16 | 1:46.242 | 1:54.221 | 91 | 35.503 | 2:06.887 | 56 | 1 LAP | 2:00.000 | 75 | 7 LAPS | 2:03.040 | 75 | 7 LAPS | 2:02.099 |
| | | | 75 | 7 LAPS | 2:04.945 | 75 | 7 LAPS | 2:02.916 | 9 | 1 LAP | 2:02.663 | 9 | 1 LAP | 2:01.809 |
| | | | 9 | 1 LAP | 2:10.111 | 9 | 1 LAP | 2:05.584 | 44 | 2 LAPS | 2:08.393 | 44 | 2 LAPS | 2:05.877 |
| | | | 56 | 1 LAP | 2:00.963 | 44 | 2 LAPS | 2:08.764 | | | | | | |
| | | | 51 | 1:44.330 | 1:53.517 | 51 | 1:50.133 | 1:54.858 | | | | | | |
| | | | 16 | 1:47.318 | 1:54.209 | | | | | | | | | |

Weather / Track : Cloudy / Dry

Brands Hatch GP
 Circuit Length = 2.3009 miles
 Start: 13:26 End: 14:19

Pre-66 Mini inc Pre-66 Touring Cars

RACE 6 - LAP CHART

| Lap 21 | | | Lap 22 | | | Lap 23 | | | Lap 24 | | | Lap 25 | | |
|--------|--------|----------|--------|----------|----------|--------|----------|------------|--------|----------|----------|--------|----------|------------|
| No | Behind | Laptime | No | Behind | Laptime | No | Behind | Laptime | No | Behind | Laptime | No | Behind | Laptime |
| 15 | | 1:49.996 | 15 | | 1:50.290 | 15 | | 1:50.781 | 15 | | 1:50.045 | 15 | | 1:50.596 |
| 51 | 1 LAP | 1:52.641 | 2 | 6.170 | 1:50.380 | 2 | 5.833 | 1:50.444 | 2 | 6.012 | 1:50.224 | 2 | 6.488 | 1:51.072 |
| 2 | 6.080 | 1:49.195 | 51 | 1 LAP | 1:54.144 | 91 | 3 LAPS | 6:36.337 P | 51 | 1 LAP | 1:54.417 | 75 | 8 LAPS | 2:01.412 |
| 16 | 1 LAP | 1:54.362 | 16 | 1 LAP | 1:53.654 | 51 | 1 LAP | 1:53.392 | 8 | 18.349 | 1:52.823 | 9 | 2 LAPS | 2:03.501 |
| 8 | 11.754 | 1:52.150 | 8 | 14.321 | 1:52.857 | 16 | 1 LAP | 1:53.546 | 16 | 1 LAP | 1:54.117 | 52 | 2 LAPS | 2:06.267 |
| 19 | 20.978 | 1:53.815 | 19 | 25.610 | 1:54.922 | 8 | 15.571 | 1:52.031 | 69 | 31.244 | 1:53.711 | 51 | 1 LAP | 1:53.951 |
| 26 | 1 LAP | 1:55.797 | 69 | 25.900 | 1:53.503 | 69 | 27.578 | 1:52.459 | 88 | 32.731 | 1:52.617 | 8 | 19.634 | 1:51.881 |
| 69 | 22.687 | 1:51.675 | 26 | 1 LAP | 1:55.777 | 19 | 29.704 | 1:54.875 | 19 | 36.340 | 1:56.681 | 16 | 1 LAP | 1:53.908 |
| 28 | 26.705 | 1:55.624 | 88 | 28.658 | 1:51.779 | 88 | 30.159 | 1:52.282 | 26 | 1 LAP | 1:56.011 | 69 | 33.623 | 1:52.975 |
| 88 | 27.169 | 1:51.997 | 28 | 31.566 | 1:55.151 | 26 | 1 LAP | 1:55.114 | 28 | 41.117 | 1:54.355 | 88 | 35.086 | 1:52.951 |
| 3 | 1 LAP | 1:54.880 | 3 | 1 LAP | 1:54.647 | 28 | 36.807 | 1:56.022 | 93 | 43.321 | 1:52.451 | 19 | 38.839 | 1:53.095 |
| 6 | 1 LAP | 1:55.220 | 93 | 38.790 | 1:52.615 | 93 | 40.915 | 1:52.906 | 3 | 1 LAP | 1:55.247 | 26 | 1 LAP | 1:54.865 |
| 93 | 36.465 | 1:54.610 | 6 | 1 LAP | 1:55.863 | 3 | 1 LAP | 1:56.247 | 91 | 3 LAPS | 2:26.657 | 28 | 44.763 | 1:54.242 |
| 97 | 1 LAP | 1:57.442 | 50 | 1 LAP | 1:58.363 | 6 | 1 LAP | 1:56.524 | 6 | 1 LAP | 1:56.473 | 93 | 44.861 | 1:52.136 |
| 50 | 1 LAP | 1:57.814 | 97 | 1 LAP | 1:59.319 | 50 | 1 LAP | 1:56.910 | 50 | 1 LAP | 1:56.892 | 3 | 1 LAP | 1:55.712 |
| 89 | 1 LAP | 2:01.339 | 81 | 1:07.228 | 1:59.639 | 97 | 1 LAP | 1:57.439 | 97 | 1 LAP | 1:57.035 | 91 | 3 LAPS | 1:59.069 P |
| 81 | 57.879 | 1:57.650 | 86 | 1 LAP | 1:59.633 | 81 | 1:13.840 | 1:57.393 | 81 | 1:20.869 | 1:57.074 | 6 | 1 LAP | 1:55.687 |
| 86 | 1 LAP | 1:57.646 | 89 | 1 LAP | 2:04.382 | 86 | 1 LAP | 1:57.736 | 86 | 1 LAP | 1:57.364 | 50 | 1 LAP | 1:57.815 |
| 70 | 1 LAP | 1:56.003 | 70 | 1 LAP | 2:01.079 | 70 | 1 LAP | 1:58.295 | 70 | 1 LAP | 1:56.080 | 97 | 1 LAP | 1:57.071 |
| 56 | 1 LAP | 2:00.285 | 56 | 1 LAP | 2:00.464 | 89 | 1 LAP | 2:06.478 | 89 | 1 LAP | 2:04.990 | 81 | 1:27.838 | 1:57.565 |
| 52 | 1 LAP | 2:03.575 | 52 | 1 LAP | 2:03.296 | 56 | 1 LAP | 2:01.578 | 56 | 1 LAP | 2:01.347 | 86 | 1 LAP | 1:57.415 |
| 75 | 7 LAPS | 2:01.810 | 75 | 7 LAPS | 2:02.863 | 44 | 3 LAPS | 3:38.876 P | | | | 70 | 1 LAP | 1:56.143 |
| 9 | 1 LAP | 2:02.486 | 9 | 1 LAP | 2:01.091 | 52 | 1 LAP | 2:02.593 | | | | 89 | 1 LAP | 2:06.493 |
| 44 | 2 LAPS | 2:05.450 | | | | 75 | 7 LAPS | 2:00.749 | | | | 56 | 1 LAP | 2:00.516 |
| | | | | | | 9 | 1 LAP | 2:00.549 | | | | | | |

Weather / Track : Cloudy / Dry

Brands Hatch GP
 Circuit Length = 2.3009 miles
 Start: 13:26 End: 14:19

Gentleman Drivers B - over 3 litre cars

QUALIFYING - RACE 10 - CLASSIFICATION

| POS | NO | CL | NAME | ENTRY | TIME | ON | LAPS | GAP | DIFF | MPH |
|-----|-----|----|-----------------------------|--------------------------------|----------|----|------|--------|-------|-------|
| 1 | 2 | C3 | VOYAZIDES/HADFIELD | AC Cobra | 1:45.227 | 19 | 19 | | | 78.71 |
| 2 | 15 | C3 | BRYANT/BRYANT | AC Cobra | 1:45.411 | 15 | 17 | 0.184 | 0.184 | 78.57 |
| 3 | 34 | C3 | SHIPMAN/HALES | TVR Griffith | 1:45.710 | 3 | 13 | 0.483 | 0.299 | 78.35 |
| 4 | 33 | C3 | MINSHAW/STRETTON | Jaguar E-Type | 1:46.344 | 14 | 15 | 1.117 | 0.634 | 77.89 |
| 5 | 80 | C3 | ECKFORD/BEIGHTON | Sunbeam Le Mans Tiger | 1:46.552 | 3 | 15 | 1.325 | 0.208 | 77.73 |
| 6 | 71 | C3 | WILLS/TWYMAN | Bizzarrini 5300 GT | 1:46.557 | 4 | 10 | 1.330 | 0.005 | 77.73 |
| 7 | 13 | C3 | Shaun LYNN | AC Cobra | 1:46.852 | 8 | 12 | 1.625 | 0.295 | 77.51 |
| 8 | 19 | C3 | INGRAM/CHILES SNR | AC Cobra | 1:47.319 | 14 | 14 | 2.092 | 0.467 | 77.18 |
| 9 | 54 | A2 | HORSMAN/TART | Lotus XVII | 1:47.439 | 10 | 17 | 2.212 | 0.120 | 77.09 |
| 10 | 49 | C3 | JOHNSON/REUBEN | TVR Griffith | 1:47.529 | 16 | 16 | 2.302 | 0.090 | 77.03 |
| 11 | 53 | C3 | PEARSON/OLIVER | Jaguar E-Type | 1:47.574 | 17 | 18 | 2.347 | 0.045 | 76.99 |
| 12 | 5 | C3 | HART/HALL | Bizzarrini 5300 GT | 1:47.828 | 8 | 18 | 2.601 | 0.254 | 76.81 |
| 13 | 63 | C3 | SCRAGG / BUSSELL | Jaguar E-Type | 1:47.830 | 9 | 12 | 2.603 | 0.002 | 76.81 |
| 14 | 86 | C3 | MONTEVERDE/PEARSON | Jaguar E-Type | 1:47.852 | 8 | 10 | 2.625 | 0.022 | 76.80 |
| 15 | 25 | C3 | Neil CUNNINGHAM | Jaguar E-Type | 1:48.036 | 12 | 12 | 2.809 | 0.184 | 76.67 |
| 16 | 111 | A2 | WRIGHT/WALKER | Lotus XI Le Mans | 1:48.260 | 12 | 12 | 3.033 | 0.224 | 76.51 |
| 17 | 110 | I | CAMPAGNE/KALFF | Chevrolet Corvette Grand Sport | 1:48.522 | 4 | 5 | 3.295 | 0.262 | 76.32 |
| 18 | 55 | C3 | MELLING/MINSHAW | Jaguar E-Type | 1:48.581 | 7 | 15 | 3.354 | 0.059 | 76.28 |
| 19 | 17 | C3 | HENDERSON/BLAKENEY-EDWAR | AC Cobra | 1:49.145 | 12 | 18 | 3.918 | 0.564 | 75.89 |
| 20 | 83 | C3 | EDIPIIDIS/WILLIAMS | Jaguar E-Type | 1:50.754 | 5 | 15 | 5.527 | 1.609 | 74.78 |
| 21 | 62 | C3 | WARD/BULL | Chevrolet Corvette C2 | 1:50.880 | 13 | 17 | 5.653 | 0.126 | 74.70 |
| 22 | 16 | C3 | GALLIERS-PRATT/BLAKENEY-EDI | Jaguar E-Type | 1:51.711 | 3 | 14 | 6.484 | 0.831 | 74.14 |
| 23 | 11 | C3 | WALKER/WHALE | Jaguar E-Type | 1:52.101 | 8 | 9 | 6.874 | 0.390 | 73.89 |
| 24 | 88 | C3 | PATTINSON/WYNDHAM | Ford Shelby Mustang GT350 | 1:52.152 | 11 | 17 | 6.925 | 0.051 | 73.85 |
| 25 | 95 | C3 | WEAVERS/BATENBURG | Chevrolet Corvette | 1:52.329 | 12 | 12 | 7.102 | 0.177 | 73.74 |
| 26 | 81 | C3 | TANDY/CHAMBERS | Jaguar E-Type | 1:52.338 | 7 | 16 | 7.111 | 0.009 | 73.73 |
| 27 | 161 | C3 | Andrew HADDON | Jaguar E-Type | 1:52.723 | 2 | 6 | 7.496 | 0.385 | 73.48 |
| 28 | 10 | C3 | di MONTELERA / Hanson | Bizzarrini 5300 America | 1:52.825 | 6 | 6 | 7.598 | 0.102 | 73.41 |
| 29 | 57 | C3 | GIBBON/HALL | Jaguar E-Type | 1:53.341 | 16 | 16 | 8.114 | 0.516 | 73.08 |
| 30 | 26 | C3 | ZIEGLER/NEWALL | Jaguar E-Type Lowdrag | 1:55.215 | 12 | 13 | 9.988 | 1.874 | 71.89 |
| 31 | 3 | C3 | ZOOMERS/COTTINGHAM | Jaguar E-Type | 1:55.552 | 3 | 10 | 10.325 | 0.337 | 71.68 |
| 32 | 91 | C3 | MERRY/DICK | Sunbeam Tiger | 1:55.778 | 16 | 16 | 10.551 | 0.226 | 71.54 |
| 33 | 77 | C3 | BLOOHN/NUNN | Ford Shelby Mustang GT350 | 1:55.859 | 10 | 17 | 10.632 | 0.081 | 71.49 |
| 34 | 76 | A1 | NAVEAU/AXISA | Lotus XI | 1:56.851 | 16 | 17 | 11.624 | 0.992 | 70.88 |
| 35 | 85 | C3 | MAHMOUD/AUDI | Ford Shelby Mustang GT350 | 1:57.623 | 16 | 16 | 12.396 | 0.772 | 70.42 |
| 36 | 92 | A2 | COOKE / SMITHIES | Cooper T39 Bobtail | 2:00.560 | 6 | 16 | 15.333 | 2.937 | 68.70 |

ar 37 - Race 5 - completed 3 + laps

Weather / Track : Cloudy / Dry

These results are provisional until the conclusion of any judicial and technical matters.

Brands Hatch GP

Circuit Length = 2.3009 miles

Start: 09:00 End: 09:38

Clerk of Course :

Timekeeper :

Gentleman Drivers B - over 3 litre cars
QUALIFYING - RACE 10 - LAP ANALYSIS

| | | | | | | | |
|-----------|------------------------------|------------|----------------------------|------|-----------------|------------|--------------------|
| 2 | VOYAZIDES/HADFIELD | | C3 AC Cobra | | | | |
| 1 - | 2:03.802 | + 18.575 | 9:02:22.456 | 11 - | 1:45.477 | + 0.250 | 9:22:03.704 |
| 2 - | 1:49.023 | + 3.796 | 9:04:11.479 | 12 - | 1:47.024 | + 1.797 | 9:23:50.728 |
| 3 - | 1:46.865 | + 1.638 | 9:05:58.344 | 13 - | 1:50.889 | + 5.662 | 9:25:41.617 |
| 4 - | 1:47.549 | + 2.322 | 9:07:45.893 | 14 - | 1:46.123 | + 0.896 | 9:27:27.740 |
| 5 - | 1:49.445 | + 4.218 | 9:09:35.338 | 15 - | 1:45.988 | + 0.761 | 9:29:13.728 |
| 6 - | 3:33.800 P | + 1:48.573 | 9:13:09.138 | 16 - | 1:46.028 | + 0.801 | 9:30:59.756 |
| 7 - | 1:47.782 | + 2.555 | 9:14:56.920 | 17 - | 1:45.865 | + 0.638 | 9:32:45.621 |
| 8 - | 1:46.865 | + 1.638 | 9:16:43.785 | 18 - | 1:45.458 | + 0.231 | 9:34:31.079 |
| 9 - | 1:47.129 | + 1.902 | 9:18:30.914 | 19 - | 1:45.227 | | 9:36:16.306 |
| 10 - | 1:47.313 | + 2.086 | 9:20:18.227 | | | | |
| 3 | ZOOMERS/COTTINGHAM | | C3 Jaguar E-Type | | | | |
| 1 - | 2:05.745 | + 10.193 | 9:02:23.171 | 6 - | 2:15.511 | + 19.959 | 9:15:34.324 |
| 2 - | 1:58.294 | + 2.742 | 9:04:21.465 | 7 - | 2:02.020 | + 6.468 | 9:17:36.344 |
| 3 - | 1:55.552 | | 9:06:17.017 | 8 - | 1:57.785 | + 2.233 | 9:19:34.129 |
| 4 - | 1:56.948 | + 1.396 | 9:08:13.965 | 9 - | 1:56.980 | + 1.428 | 9:21:31.109 |
| 5 - | 5:04.848 P | + 3:09.296 | 9:13:18.813 | 10 - | 2:00.682 | + 5.130 | 9:23:31.791 |
| 5 | HART/HALL | | C3 Bizzarrini 5300 GT | | | | |
| 1 - | 2:01.841 | + 14.013 | 9:02:35.448 | 10 - | 4:32.663 P | + 2:44.835 | 9:21:48.334 |
| 2 - | 1:49.877 | + 2.049 | 9:04:25.325 | 11 - | 1:52.450 | + 4.622 | 9:23:40.784 |
| 3 - | 1:53.384 | + 5.556 | 9:06:18.709 | 12 - | 2:02.556 | + 14.728 | 9:25:43.340 |
| 4 - | 1:51.830 | + 4.002 | 9:08:10.539 | 13 - | 1:48.838 | + 1.010 | 9:27:32.178 |
| 5 - | 1:49.912 | + 2.084 | 9:10:00.451 | 14 - | 1:49.004 | + 1.176 | 9:29:21.182 |
| 6 - | 1:49.508 | + 1.680 | 9:11:49.959 | 15 - | 1:49.934 | + 2.106 | 9:31:11.116 |
| 7 - | 1:49.839 | + 2.011 | 9:13:39.798 | 16 - | 1:51.599 | + 3.771 | 9:33:02.715 |
| 8 - | 1:47.828 | | 9:15:27.626 | 17 - | 1:51.410 | + 3.582 | 9:34:54.125 |
| 9 - | 1:48.045 | + 0.217 | 9:17:15.671 | 18 - | 1:50.204 | + 2.376 | 9:36:44.329 |
| 10 | di MONTELERA / Hanson | | C3 Bizzarrini 5300 America | | | | |
| 1 - | 4:00.871 P | + 2:08.046 | 9:04:14.287 | 4 - | 1:53.780 | + 0.955 | 9:10:12.679 |
| 2 - | 2:08.859 | + 16.034 | 9:06:23.146 | 5 - | 1:52.881 | + 0.056 | 9:12:05.560 |
| 3 - | 1:55.753 | + 2.928 | 9:08:18.899 | 6 - | 1:52.825 | | 9:13:58.385 |
| 11 | WALKER/WHALE | | C3 Jaguar E-Type | | | | |
| 1 - | 2:07.059 | + 14.958 | 9:03:34.522 | 6 - | 2:02.081 | + 9.980 | 9:16:15.658 |
| 2 - | 1:56.862 | + 4.761 | 9:05:31.384 | 7 - | 1:54.545 | + 2.444 | 9:18:10.203 |
| 3 - | 1:57.464 | + 5.363 | 9:07:28.848 | 8 - | 1:52.101 | | 9:20:02.304 |
| 4 - | 1:54.443 | + 2.342 | 9:09:23.291 | 9 - | 1:54.612 | + 2.511 | 9:21:56.916 |
| 5 - | 4:50.286 P | + 2:58.185 | 9:14:13.577 | | | | |
| 13 | Shaun LYNN | | C3 AC Cobra | | | | |
| 1 - | 1:51.851 | + 4.999 | 9:05:10.893 | 7 - | 1:48.576 | + 1.724 | 9:19:45.327 |
| 2 - | 1:54.113 | + 7.261 | 9:07:05.006 | 8 - | 1:46.852 | | 9:21:32.179 |
| 3 - | 1:48.813 | + 1.961 | 9:08:53.819 | 9 - | 1:49.711 | + 2.859 | 9:23:21.890 |
| 4 - | 5:17.218 P | + 3:30.366 | 9:14:11.037 | 10 - | 7:31.605 P | + 5:44.753 | 9:30:53.495 |
| 5 - | 1:55.908 | + 9.056 | 9:16:06.945 | 11 - | 1:56.018 | + 9.166 | 9:32:49.513 |
| 6 - | 1:49.806 | + 2.954 | 9:17:56.751 | 12 - | 1:47.668 | + 0.816 | 9:34:37.181 |
| 15 | BRYANT/BRYANT | | C3 AC Cobra | | | | |
| 1 - | 2:10.911 | + 25.500 | 9:03:34.737 | 10 - | 1:49.404 | + 3.993 | 9:22:27.488 |
| 2 - | 1:59.939 | + 14.528 | 9:05:34.676 | 11 - | 1:47.131 | + 1.720 | 9:24:14.619 |
| 3 - | 1:57.687 | + 12.276 | 9:07:32.363 | 12 - | 2:41.482 P | + 56.071 | 9:26:56.101 |
| 4 - | 1:55.356 | + 9.945 | 9:09:27.719 | 13 - | 1:48.077 | + 2.666 | 9:28:44.178 |
| 5 - | 1:55.720 | + 10.309 | 9:11:23.439 | 14 - | 1:46.455 | + 1.044 | 9:30:30.633 |
| 6 - | 1:55.850 | + 10.439 | 9:13:19.289 | 15 - | 1:45.411 | | 9:32:16.044 |
| 7 - | 1:53.138 | + 7.727 | 9:15:12.427 | 16 - | 1:59.167 | + 13.756 | 9:34:15.211 |
| 8 - | 3:33.766 P | + 1:48.355 | 9:18:46.193 | 17 - | 1:45.821 | + 0.410 | 9:36:01.032 |
| 9 - | 1:51.891 | + 6.480 | 9:20:38.084 | | | | |

ar 37 - Race 5 - completed 3 + laps
Weather / Track : Cloudy / Dry

Brands Hatch GP
Circuit Length = 2.3009 miles
Start: 09:00 End: 09:38

Gentleman Drivers B - over 3 litre cars
QUALIFYING - RACE 10 - LAP ANALYSIS

| | | | | | | | |
|-----------|---|-------------|--------------------|------|-----------------|------------|--------------------|
| 16 | GALLIERS-PRATT/BLAKENEY-EDWARDS C3 Jaguar E-Type | | | | | | |
| 1 - | 2:06.496 | + 14.785 | 9:02:21.856 | 8 - | 2:03.000 | + 11.289 | 9:18:01.651 |
| 2 - | 1:56.746 | + 5.035 | 9:04:18.602 | 9 - | 1:59.183 | + 7.472 | 9:20:00.834 |
| 3 - | 1:51.711 | | 9:06:10.313 | 10 - | 1:58.337 | + 6.626 | 9:21:59.171 |
| 4 - | 1:51.882 | + 0.171 | 9:08:02.195 | 11 - | 1:59.495 | + 7.784 | 9:23:58.666 |
| 5 - | 3:44.861 P | + 1:53.150 | 9:11:47.056 | 12 - | 1:57.277 | + 5.566 | 9:25:55.943 |
| 6 - | 2:09.668 | + 17.957 | 9:13:56.724 | 13 - | 1:56.026 | + 4.315 | 9:27:51.969 |
| 7 - | 2:01.927 | + 10.216 | 9:15:58.651 | 14 - | 1:56.655 | + 4.944 | 9:29:48.624 |
| 17 | HENDERSON/BLAKENEY-EDWARDS C3 AC Cobra | | | | | | |
| 1 - | 2:11.254 | + 22.109 | 9:02:25.792 | 10 - | 1:51.290 | + 2.145 | 9:21:00.979 |
| 2 - | 2:01.474 | + 12.329 | 9:04:27.266 | 11 - | 1:52.443 | + 3.298 | 9:22:53.422 |
| 3 - | 1:59.507 | + 10.362 | 9:06:26.773 | 12 - | 1:49.145 | | 9:24:42.567 |
| 4 - | 1:58.658 | + 9.513 | 9:08:25.431 | 13 - | 1:51.892 | + 2.747 | 9:26:34.459 |
| 5 - | 1:56.267 | + 7.122 | 9:10:21.698 | 14 - | 1:50.904 | + 1.759 | 9:28:25.363 |
| 6 - | 1:55.417 | + 6.272 | 9:12:17.115 | 15 - | 1:51.492 | + 2.347 | 9:30:16.855 |
| 7 - | 3:06.344 P | + 1:17.199 | 9:15:23.459 | 16 - | 1:50.918 | + 1.773 | 9:32:07.773 |
| 8 - | 1:55.447 | + 6.302 | 9:17:18.906 | 17 - | 1:51.145 | + 2.000 | 9:33:58.918 |
| 9 - | 1:50.783 | + 1.638 | 9:19:09.689 | 18 - | 1:49.842 | + 0.697 | 9:35:48.760 |
| 19 | INGRAM/CHILES SNR C3 AC Cobra | | | | | | |
| 1 - | 2:03.398 | + 16.079 | 9:02:29.675 | 8 - | 1:52.177 | + 4.858 | 9:16:46.193 |
| 2 - | 1:53.221 | + 5.902 | 9:04:22.896 | 9 - | 1:51.114 | + 3.795 | 9:18:37.307 |
| 3 - | 1:51.297 | + 3.978 | 9:06:14.193 | 10 - | 1:47.508 | + 0.189 | 9:20:24.815 |
| 4 - | 1:48.523 | + 1.204 | 9:08:02.716 | 11 - | 1:48.389 | + 1.070 | 9:22:13.204 |
| 5 - | 1:48.903 | + 1.584 | 9:09:51.619 | 12 - | 1:48.251 | + 0.932 | 9:24:01.455 |
| 6 - | 1:49.949 | + 2.630 | 9:11:41.568 | 13 - | 1:50.443 | + 3.124 | 9:25:51.898 |
| 7 - | 3:12.448 P | + 1:25.129 | 9:14:54.016 | 14 - | 1:47.319 | | 9:27:39.217 |
| 25 | Neil CUNNINGHAM C3 Jaguar E-Type | | | | | | |
| 1 - | 2:44.936 | + 56.900 | 9:04:15.914 | 7 - | 1:52.726 | + 4.690 | 9:26:23.167 |
| 2 - | 11:54.018 P | + 10:05.982 | 9:16:09.932 | 8 - | 1:49.469 | + 1.433 | 9:28:12.636 |
| 3 - | 1:56.403 | + 8.367 | 9:18:06.335 | 9 - | 1:49.545 | + 1.509 | 9:30:02.181 |
| 4 - | 1:51.970 | + 3.934 | 9:19:58.305 | 10 - | 1:49.180 | + 1.144 | 9:31:51.361 |
| 5 - | 1:52.887 | + 4.851 | 9:21:51.192 | 11 - | 1:53.599 | + 5.563 | 9:33:44.960 |
| 6 - | 2:39.249 P | + 51.213 | 9:24:30.441 | 12 - | 1:48.036 | | 9:35:32.996 |
| 26 | ZIEGLER/NEWALL C3 Jaguar E-Type Lowdrag | | | | | | |
| 1 - | 2:10.880 | + 15.665 | 9:03:27.531 | 8 - | 3:48.053 P | + 1:52.838 | 9:19:39.416 |
| 2 - | 2:02.356 | + 7.141 | 9:05:29.887 | 9 - | 2:01.504 | + 6.289 | 9:21:40.920 |
| 3 - | 2:06.224 | + 11.009 | 9:07:36.111 | 10 - | 1:57.687 | + 2.472 | 9:23:38.607 |
| 4 - | 2:02.988 | + 7.773 | 9:09:39.099 | 11 - | 1:58.307 | + 3.092 | 9:25:36.914 |
| 5 - | 2:03.079 | + 7.864 | 9:11:42.178 | 12 - | 1:55.215 | | 9:27:32.129 |
| 6 - | 2:03.514 | + 8.299 | 9:13:45.692 | 13 - | 1:56.306 | + 1.091 | 9:29:28.435 |
| 7 - | 2:05.671 | + 10.456 | 9:15:51.363 | | | | |
| 33 | MINSHAW/STRETTON C3 Jaguar E-Type | | | | | | |
| 1 - | 1:53.859 | + 7.515 | 9:02:47.926 | 9 - | 6:59.205 P | + 5:12.861 | 9:25:17.659 |
| 2 - | 1:47.889 | + 1.545 | 9:04:35.815 | 10 - | 1:47.566 | + 1.222 | 9:27:05.225 |
| 3 - | 1:49.155 | + 2.811 | 9:06:24.970 | 11 - | 1:48.645 | + 2.301 | 9:28:53.870 |
| 4 - | 1:47.633 | + 1.289 | 9:08:12.603 | 12 - | 1:46.388 | + 0.044 | 9:30:40.258 |
| 5 - | 1:47.475 | + 1.131 | 9:10:00.078 | 13 - | 1:46.793 | + 0.449 | 9:32:27.051 |
| 6 - | 1:48.060 | + 1.716 | 9:11:48.138 | 14 - | 1:46.344 | | 9:34:13.395 |
| 7 - | 4:40.062 P | + 2:53.718 | 9:16:28.200 | 15 - | 1:46.650 | + 0.306 | 9:36:00.045 |
| 8 - | 1:50.254 | + 3.910 | 9:18:18.454 | | | | |
| 34 | SHIPMAN/HALES C3 TVR Griffith | | | | | | |
| 1 - | 2:02.229 | + 16.519 | 9:02:23.337 | 8 - | 5:35.705 P | + 3:49.995 | 9:18:41.445 |
| 2 - | 1:50.212 | + 4.502 | 9:04:13.549 | 9 - | 1:55.185 | + 9.475 | 9:20:36.630 |
| 3 - | 1:45.710 | | 9:05:59.259 | 10 - | 1:51.579 | + 5.869 | 9:22:28.209 |
| 4 - | 1:46.866 | + 1.156 | 9:07:46.125 | 11 - | 1:46.993 | + 1.283 | 9:24:15.202 |
| 5 - | 1:47.395 | + 1.685 | 9:09:33.520 | 12 - | 1:47.990 | + 2.280 | 9:26:03.192 |

ar 37 - Race 5 - completed 3 + laps
Weather / Track : Cloudy / Dry

Brands Hatch GP
Circuit Length = 2.3009 miles
Start: 09:00 End: 09:38

Gentleman Drivers B - over 3 litre cars

QUALIFYING - RACE 10 - LAP ANALYSIS

| | | | | | | | |
|-----------|------------------------|------------|--------------------------|------|-----------------|------------|--------------------|
| 6 - | 1:46.189 | + 0.479 | 9:11:19.709 | 13 - | 1:49.482 | + 3.772 | 9:27:52.674 |
| 7 - | 1:46.031 | + 0.321 | 9:13:05.740 | | | | |
| 49 | JOHNSON/REUBEN | | C3 TVR Griffith | | | | |
| 1 - | 2:04.764 | + 17.235 | 9:02:29.546 | 9 - | 2:59.021 P | + 1:11.492 | 9:18:40.355 |
| 2 - | 1:57.373 | + 9.844 | 9:04:26.919 | 10 - | 1:53.463 | + 5.934 | 9:20:33.818 |
| 3 - | 1:53.474 | + 5.945 | 9:06:20.393 | 11 - | 1:50.032 | + 2.503 | 9:22:23.850 |
| 4 - | 1:52.375 | + 4.846 | 9:08:12.768 | 12 - | 1:49.345 | + 1.816 | 9:24:13.195 |
| 5 - | 1:51.416 | + 3.887 | 9:10:04.184 | 13 - | 1:48.914 | + 1.385 | 9:26:02.109 |
| 6 - | 1:50.214 | + 2.685 | 9:11:54.398 | 14 - | 1:50.299 | + 2.770 | 9:27:52.408 |
| 7 - | 1:55.200 | + 7.671 | 9:13:49.598 | 15 - | 1:48.852 | + 1.323 | 9:29:41.260 |
| 8 - | 1:51.736 | + 4.207 | 9:15:41.334 | 16 - | 1:47.529 | | 9:31:28.789 |
| 53 | PEARSON/OLIVER | | C3 Jaguar E-Type | | | | |
| 1 - | 2:02.062 | + 14.488 | 9:02:24.988 | 10 - | 3:18.657 P | + 1:31.083 | 9:20:53.780 |
| 2 - | 1:54.661 | + 7.087 | 9:04:19.649 | 11 - | 1:53.031 | + 5.457 | 9:22:46.811 |
| 3 - | 1:52.475 | + 4.901 | 9:06:12.124 | 12 - | 1:51.176 | + 3.602 | 9:24:37.987 |
| 4 - | 1:51.701 | + 4.127 | 9:08:03.825 | 13 - | 1:49.290 | + 1.716 | 9:26:27.277 |
| 5 - | 2:03.246 | + 15.672 | 9:10:07.071 | 14 - | 1:48.173 | + 0.599 | 9:28:15.450 |
| 6 - | 1:52.165 | + 4.591 | 9:11:59.236 | 15 - | 1:48.559 | + 0.985 | 9:30:04.009 |
| 7 - | 1:53.214 | + 5.640 | 9:13:52.450 | 16 - | 1:49.328 | + 1.754 | 9:31:53.337 |
| 8 - | 1:52.278 | + 4.704 | 9:15:44.728 | 17 - | 1:47.574 | | 9:33:40.911 |
| 9 - | 1:50.395 | + 2.821 | 9:17:35.123 | 18 - | 1:47.647 | + 0.073 | 9:35:28.558 |
| 54 | HORSMAN/TART | | A2 Lotus XVII | | | | |
| 1 - | 2:06.790 | + 19.351 | 9:02:22.905 | 10 - | 1:47.439 | | 9:18:50.522 |
| 2 - | 1:50.708 | + 3.269 | 9:04:13.613 | 11 - | 3:08.431 P | + 1:20.992 | 9:21:58.953 |
| 3 - | 1:49.266 | + 1.827 | 9:06:02.879 | 12 - | 1:57.990 | + 10.551 | 9:23:56.943 |
| 4 - | 1:48.157 | + 0.718 | 9:07:51.036 | 13 - | 2:00.952 | + 13.513 | 9:25:57.895 |
| 5 - | 1:48.930 | + 1.491 | 9:09:39.966 | 14 - | 1:58.380 | + 10.941 | 9:27:56.275 |
| 6 - | 1:51.931 | + 4.492 | 9:11:31.897 | 15 - | 1:58.336 | + 10.897 | 9:29:54.611 |
| 7 - | 1:50.393 | + 2.954 | 9:13:22.290 | 16 - | 2:00.433 | + 12.994 | 9:31:55.044 |
| 8 - | 1:50.398 | + 2.959 | 9:15:12.688 | 17 - | 1:59.191 | + 11.752 | 9:33:54.235 |
| 9 - | 1:50.395 | + 2.956 | 9:17:03.083 | | | | |
| 55 | MELLING/MINSHAW | | C3 Jaguar E-Type | | | | |
| 1 - | 2:02.813 | + 14.232 | 9:02:26.496 | 9 - | 2:14.033 | + 25.452 | 9:24:22.985 |
| 2 - | 1:55.407 | + 6.826 | 9:04:21.903 | 10 - | 2:06.303 | + 17.722 | 9:26:29.288 |
| 3 - | 1:55.989 | + 7.408 | 9:06:17.892 | 11 - | 2:05.613 | + 17.032 | 9:28:34.901 |
| 4 - | 7:07.101 P | + 5:18.520 | 9:13:24.993 | 12 - | 2:04.280 | + 15.699 | 9:30:39.181 |
| 5 - | 1:50.080 | + 1.499 | 9:15:15.073 | 13 - | 2:03.838 | + 15.257 | 9:32:43.019 |
| 6 - | 1:50.683 | + 2.102 | 9:17:05.756 | 14 - | 2:06.016 | + 17.435 | 9:34:49.035 |
| 7 - | 1:48.581 | | 9:18:54.337 | 15 - | 2:04.276 | + 15.695 | 9:36:53.311 |
| 8 - | 3:14.615 P | + 1:26.034 | 9:22:08.952 | | | | |
| 57 | GIBBON/HALL | | C3 Jaguar E-Type | | | | |
| 1 - | 2:09.266 | + 15.925 | 9:03:23.935 | 9 - | 1:57.481 | + 4.140 | 9:21:44.507 |
| 2 - | 2:02.526 | + 9.185 | 9:05:26.461 | 10 - | 1:58.802 | + 5.461 | 9:23:43.309 |
| 3 - | 2:05.235 | + 11.894 | 9:07:31.696 | 11 - | 1:59.587 | + 6.246 | 9:25:42.896 |
| 4 - | 2:04.123 | + 10.782 | 9:09:35.819 | 12 - | 1:56.340 | + 2.999 | 9:27:39.236 |
| 5 - | 2:02.852 | + 9.511 | 9:11:38.671 | 13 - | 1:57.229 | + 3.888 | 9:29:36.465 |
| 6 - | 2:05.061 | + 11.720 | 9:13:43.732 | 14 - | 1:55.552 | + 2.211 | 9:31:32.017 |
| 7 - | 4:00.321 P | + 2:06.980 | 9:17:44.053 | 15 - | 1:55.200 | + 1.859 | 9:33:27.217 |
| 8 - | 2:02.973 | + 9.632 | 9:19:47.026 | 16 - | 1:53.341 | | 9:35:20.558 |
| 62 | WARD/BULL | | C3 Chevrolet Corvette C2 | | | | |
| 1 - | 2:05.872 | + 14.992 | 9:02:54.094 | 10 - | 1:56.842 | + 5.962 | 9:21:46.174 |
| 2 - | 1:53.019 | + 2.139 | 9:04:47.113 | 11 - | 1:53.598 | + 2.718 | 9:23:39.772 |
| 3 - | 2:21.905 | + 31.025 | 9:07:09.018 | 12 - | 1:53.118 | + 2.238 | 9:25:32.890 |
| 4 - | 1:53.160 | + 2.280 | 9:09:02.178 | 13 - | 1:50.880 | | 9:27:23.770 |
| 5 - | 1:52.641 | + 1.761 | 9:10:54.819 | 14 - | 1:52.341 | + 1.461 | 9:29:16.111 |
| 6 - | 1:57.454 | + 6.574 | 9:12:52.273 | 15 - | 1:51.781 | + 0.901 | 9:31:07.892 |
| 7 - | 1:55.560 | + 4.680 | 9:14:47.833 | 16 - | 1:53.525 | + 2.645 | 9:33:01.417 |

ar 37 - Race 5 - completed 3 + laps
Weather / Track : Cloudy / Dry

Brands Hatch GP
Circuit Length = 2.3009 miles
Start: 09:00 End: 09:38

Gentleman Drivers B - over 3 litre cars

QUALIFYING - RACE 10 - LAP ANALYSIS

| | | | | | | | |
|-----------|--------------------------|------------|------------------------------|------|-----------------|------------|--------------------|
| 8 - | 1:53.710 | + 2.830 | 9:16:41.543 | 17 - | 1:53.950 | + 3.070 | 9:34:55.367 |
| 9 - | 3:07.789 P | + 1:16.909 | 9:19:49.332 | | | | |
| 63 | SCRAGG / BUSSELL | | C3 Jaguar E-Type | | | | |
| 1 - | 2:02.444 | + 14.614 | 9:02:31.907 | 7 - | 1:50.484 | + 2.654 | 9:15:37.150 |
| 2 - | 1:56.043 | + 8.213 | 9:04:27.950 | 8 - | 1:49.029 | + 1.199 | 9:17:26.179 |
| 3 - | 1:56.139 | + 8.309 | 9:06:24.089 | 9 - | 1:47.830 | | 9:19:14.009 |
| 4 - | 1:54.766 | + 6.936 | 9:08:18.855 | 10 - | 3:22.116 P | + 1:34.286 | 9:22:36.125 |
| 5 - | 3:32.295 P | + 1:44.465 | 9:11:51.150 | 11 - | 1:52.586 | + 4.756 | 9:24:28.711 |
| 6 - | 1:55.516 | + 7.686 | 9:13:46.666 | 12 - | 1:48.146 | + 0.316 | 9:26:16.857 |
| 71 | WILLS/TWYMAN | | C3 Bizzarrini 5300 GT | | | | |
| 1 - | 1:56.138 | + 9.581 | 9:02:36.230 | 6 - | 1:48.788 | + 2.231 | 9:11:39.113 |
| 2 - | 1:50.752 | + 4.195 | 9:04:26.982 | 7 - | 4:09.992 P | + 2:23.435 | 9:15:49.105 |
| 3 - | 1:49.794 | + 3.237 | 9:07:10.699 | 8 - | 1:55.727 | + 9.170 | 9:17:44.832 |
| 4 - | 1:46.557 | | 9:08:03.333 | 9 - | 1:49.527 | + 2.970 | 9:19:34.359 |
| 5 - | 1:46.992 | + 0.435 | 9:09:50.325 | 10 - | 1:47.841 | + 1.284 | 9:21:22.200 |
| 76 | NAVEAU/AXISA | | A1 Lotus XI | | | | |
| 1 - | 2:16.008 | + 19.157 | 9:02:57.946 | 10 - | 1:57.489 | + 0.638 | 9:23:07.390 |
| 2 - | 2:07.234 | + 10.383 | 9:05:05.180 | 11 - | 1:57.628 | + 0.777 | 9:25:05.018 |
| 3 - | 2:05.519 | + 8.668 | 9:07:10.699 | 12 - | 1:57.631 | + 0.780 | 9:27:02.649 |
| 4 - | 2:04.423 | + 7.572 | 9:09:15.122 | 13 - | 1:59.580 | + 2.729 | 9:29:02.229 |
| 5 - | 2:01.344 | + 4.493 | 9:11:16.466 | 14 - | 1:59.548 | + 2.697 | 9:31:01.777 |
| 6 - | 3:55.323 P | + 1:58.472 | 9:15:11.789 | 15 - | 2:01.461 | + 4.610 | 9:33:03.238 |
| 7 - | 2:01.848 | + 4.997 | 9:17:13.637 | 16 - | 1:56.851 | | 9:35:00.089 |
| 8 - | 1:58.950 | + 2.099 | 9:19:12.587 | 17 - | 1:58.907 | + 2.056 | 9:36:58.996 |
| 9 - | 1:57.314 | + 0.463 | 9:21:09.901 | | | | |
| 77 | BLOOHN/NUNN | | C3 Ford Shelby Mustang GT350 | | | | |
| 1 - | 2:03.956 | + 8.097 | 9:02:40.844 | 10 - | 1:55.859 | | 9:22:37.480 |
| 2 - | 2:01.911 | + 6.052 | 9:04:42.755 | 11 - | 2:00.875 | + 5.016 | 9:24:38.355 |
| 3 - | 2:02.046 | + 6.187 | 9:06:44.801 | 12 - | 1:58.110 | + 2.251 | 9:26:36.465 |
| 4 - | 2:01.846 | + 5.987 | 9:08:46.647 | 13 - | 1:58.447 | + 2.588 | 9:28:34.912 |
| 5 - | 2:03.350 | + 7.491 | 9:10:49.997 | 14 - | 1:56.378 | + 0.519 | 9:30:31.290 |
| 6 - | 3:48.003 P | + 1:52.144 | 9:14:38.000 | 15 - | 1:55.975 | + 0.116 | 9:32:27.265 |
| 7 - | 2:06.064 | + 10.205 | 9:16:44.064 | 16 - | 1:56.486 | + 0.627 | 9:34:23.751 |
| 8 - | 2:00.615 | + 4.756 | 9:18:44.679 | 17 - | 2:05.872 | + 10.013 | 9:36:29.623 |
| 9 - | 1:56.942 | + 1.083 | 9:20:41.621 | | | | |
| 80 | ECKFORD/BEIGHTON | | C3 Sunbeam Le Mans Tiger | | | | |
| 1 - | 2:02.028 | + 15.476 | 9:02:30.129 | 9 - | 2:02.632 | + 16.080 | 9:22:55.610 |
| 2 - | 1:50.638 | + 4.086 | 9:04:20.767 | 10 - | 1:59.552 | + 13.000 | 9:24:55.162 |
| 3 - | 1:46.552 | | 9:06:07.319 | 11 - | 1:59.465 | + 12.913 | 9:26:54.627 |
| 4 - | 2:17.518 | + 30.966 | 9:08:24.837 | 12 - | 2:03.292 | + 16.740 | 9:28:57.919 |
| 5 - | 1:47.965 | + 1.413 | 9:10:12.802 | 13 - | 2:03.264 | + 16.712 | 9:31:01.183 |
| 6 - | 6:26.293 P | + 4:39.741 | 9:16:39.095 | 14 - | 2:08.973 | + 22.421 | 9:33:10.156 |
| 7 - | 2:11.662 | + 25.110 | 9:18:50.757 | 15 - | 1:59.720 | + 13.168 | 9:35:09.876 |
| 8 - | 2:02.221 | + 15.669 | 9:20:52.978 | | | | |
| 81 | TANDY/CHAMBERS | | C3 Jaguar E-Type | | | | |
| 1 - | 2:01.710 | + 9.372 | 9:02:37.548 | 9 - | 1:57.335 | + 4.997 | 9:21:43.567 |
| 2 - | 1:54.475 | + 2.137 | 9:04:32.023 | 10 - | 1:55.672 | + 3.334 | 9:23:39.239 |
| 3 - | 1:55.299 | + 2.961 | 9:06:27.322 | 11 - | 1:56.043 | + 3.705 | 9:25:35.282 |
| 4 - | 1:58.313 | + 5.975 | 9:08:25.635 | 12 - | 1:55.118 | + 2.780 | 9:27:30.400 |
| 5 - | 1:54.757 | + 2.419 | 9:10:20.392 | 13 - | 1:54.102 | + 1.764 | 9:29:24.502 |
| 6 - | 1:53.934 | + 1.596 | 9:12:14.326 | 14 - | 1:53.616 | + 1.278 | 9:31:18.118 |
| 7 - | 1:52.338 | | 9:14:06.664 | 15 - | 1:54.894 | + 2.556 | 9:33:13.012 |
| 8 - | 5:39.568 P | + 3:47.230 | 9:19:46.232 | 16 - | 1:57.252 | + 4.914 | 9:35:10.264 |
| 83 | EDIPIDIS/WILLIAMS | | C3 Jaguar E-Type | | | | |
| 1 - | 2:05.290 | + 14.536 | 9:03:31.606 | 9 - | 2:07.576 | + 16.822 | 9:22:33.073 |
| 2 - | 1:53.043 | + 2.289 | 9:05:24.649 | 10 - | 2:10.847 | + 20.093 | 9:24:43.920 |

ar 37 - Race 5 - completed 3 + laps
Weather / Track : Cloudy / Dry

Brands Hatch GP
Circuit Length = 2.3009 miles
Start: 09:00 End: 09:38

Gentleman Drivers B - over 3 litre cars

QUALIFYING - RACE 10 - LAP ANALYSIS

| | | | | | | | |
|-----------|---|------------|--------------------|------|-----------------|------------|--------------------|
| 3 - | 1:54.438 | + 3.684 | 9:07:19.087 | 11 - | 2:03.618 | + 12.864 | 9:26:47.538 |
| 4 - | 1:51.559 | + 0.805 | 9:09:10.646 | 12 - | 2:06.849 | + 16.095 | 9:28:54.387 |
| 5 - | 1:50.754 | | 9:11:01.400 | 13 - | 2:05.901 | + 15.147 | 9:31:00.288 |
| 6 - | 1:52.248 | + 1.494 | 9:12:53.648 | 14 - | 2:10.825 | + 20.071 | 9:33:11.113 |
| 7 - | 5:14.797 P | + 3:24.043 | 9:18:08.445 | 15 - | 2:02.537 | + 11.783 | 9:35:13.650 |
| 8 - | 2:17.052 | + 26.298 | 9:20:25.497 | | | | |
| 85 | MAHMOUD/AUDI C3 Ford Shelby Mustang GT350 | | | | | | |
| 1 - | 2:15.330 | + 17.707 | 9:03:33.541 | 9 - | 1:59.836 | + 2.213 | 9:19:49.168 |
| 2 - | 2:07.025 | + 9.402 | 9:05:40.566 | 10 - | 3:49.028 P | + 1:51.405 | 9:23:38.196 |
| 3 - | 2:01.458 | + 3.835 | 9:07:42.024 | 11 - | 2:19.870 | + 22.247 | 9:25:58.066 |
| 4 - | 2:02.617 | + 4.994 | 9:09:44.641 | 12 - | 2:03.209 | + 5.586 | 9:28:01.275 |
| 5 - | 2:03.609 | + 5.986 | 9:11:48.250 | 13 - | 1:59.787 | + 2.164 | 9:30:01.062 |
| 6 - | 2:01.366 | + 3.743 | 9:13:49.616 | 14 - | 1:58.972 | + 1.349 | 9:32:00.034 |
| 7 - | 2:01.467 | + 3.844 | 9:15:51.083 | 15 - | 1:59.165 | + 1.542 | 9:33:59.199 |
| 8 - | 1:58.249 | + 0.626 | 9:17:49.332 | 16 - | 1:57.623 | | 9:35:56.822 |
| 86 | MONTEVERDE/PEARSON C3 Jaguar E-Type | | | | | | |
| 1 - | 2:02.990 | + 15.138 | 9:02:22.960 | 6 - | 3:04.351 P | + 1:16.499 | 9:12:42.873 |
| 2 - | 1:49.531 | + 1.679 | 9:04:12.491 | 7 - | 1:52.002 | + 4.150 | 9:14:34.875 |
| 3 - | 1:48.337 | + 0.485 | 9:06:00.828 | 8 - | 1:47.852 | | 9:16:22.727 |
| 4 - | 1:48.879 | + 1.027 | 9:07:49.707 | 9 - | 2:34.627 P | + 46.775 | 9:18:57.354 |
| 5 - | 1:48.815 | + 0.963 | 9:09:38.522 | 10 - | 2:08.440 | + 20.588 | 9:21:05.794 |
| 88 | PATTINSON/WYNDHAM C3 Ford Shelby Mustang GT350 | | | | | | |
| 1 - | 2:08.923 | + 16.771 | 9:03:22.389 | 10 - | 1:54.278 | + 2.126 | 9:22:49.035 |
| 2 - | 1:59.338 | + 7.186 | 9:05:21.727 | 11 - | 1:52.152 | | 9:24:41.187 |
| 3 - | 2:02.659 | + 10.507 | 9:07:24.386 | 12 - | 1:54.563 | + 2.411 | 9:26:35.750 |
| 4 - | 1:57.359 | + 5.207 | 9:09:21.745 | 13 - | 2:23.036 | + 30.884 | 9:28:58.786 |
| 5 - | 1:57.567 | + 5.415 | 9:11:19.312 | 14 - | 1:57.246 | + 5.094 | 9:30:56.032 |
| 6 - | 1:55.998 | + 3.846 | 9:13:15.310 | 15 - | 1:52.625 | + 0.473 | 9:32:48.657 |
| 7 - | 1:56.172 | + 4.020 | 9:15:11.482 | 16 - | 1:52.984 | + 0.832 | 9:34:41.641 |
| 8 - | 3:44.672 P | + 1:52.520 | 9:18:56.154 | 17 - | 1:53.091 | + 0.939 | 9:36:34.732 |
| 9 - | 1:58.603 | + 6.451 | 9:20:54.757 | | | | |
| 91 | MERRY/DICK C3 Sunbeam Tiger | | | | | | |
| 1 - | 2:21.861 | + 26.083 | 9:03:05.215 | 9 - | 3:38.958 P | + 1:43.180 | 9:21:50.373 |
| 2 - | 2:11.101 | + 15.323 | 9:05:16.316 | 10 - | 2:00.864 | + 5.086 | 9:23:51.237 |
| 3 - | 2:10.554 | + 14.776 | 9:07:26.870 | 11 - | 1:57.979 | + 2.201 | 9:25:49.216 |
| 4 - | 2:11.600 | + 15.822 | 9:09:38.470 | 12 - | 1:56.374 | + 0.596 | 9:27:45.590 |
| 5 - | 2:11.782 | + 16.004 | 9:11:50.252 | 13 - | 1:57.430 | + 1.652 | 9:29:43.020 |
| 6 - | 2:08.938 | + 13.160 | 9:13:59.190 | 14 - | 1:56.768 | + 0.990 | 9:31:39.788 |
| 7 - | 2:06.691 | + 10.913 | 9:16:05.881 | 15 - | 1:57.594 | + 1.816 | 9:33:37.382 |
| 8 - | 2:05.534 | + 9.756 | 9:18:11.415 | 16 - | 1:55.778 | | 9:35:33.160 |
| 92 | COOKE / SMITHIES A2 Cooper T39 Bobtail | | | | | | |
| 1 - | 2:12.083 | + 11.523 | 9:03:02.679 | 9 - | 2:08.029 | + 7.469 | 9:21:53.996 |
| 2 - | 2:04.986 | + 4.426 | 9:05:07.665 | 10 - | 2:03.743 | + 3.183 | 9:23:57.739 |
| 3 - | 2:03.402 | + 2.842 | 9:07:11.067 | 11 - | 2:03.433 | + 2.873 | 9:26:01.172 |
| 4 - | 2:02.572 | + 2.012 | 9:09:13.639 | 12 - | 2:03.192 | + 2.632 | 9:28:04.364 |
| 5 - | 2:00.935 | + 0.375 | 9:11:14.574 | 13 - | 2:01.942 | + 1.382 | 9:30:06.306 |
| 6 - | 2:00.560 | | 9:13:15.134 | 14 - | 2:01.004 | + 0.444 | 9:32:07.310 |
| 7 - | 4:21.570 P | + 2:21.010 | 9:17:36.704 | 15 - | 2:02.282 | + 1.722 | 9:34:09.592 |
| 8 - | 2:09.263 | + 8.703 | 9:19:45.967 | 16 - | 2:03.874 | + 3.314 | 9:36:13.466 |
| 95 | WEAVERS/BATENBURG C3 Chevrolet Corvette | | | | | | |
| 1 - | 2:09.488 | + 17.159 | 9:02:56.465 | 7 - | 1:58.187 | + 5.858 | 9:14:49.766 |
| 2 - | 1:57.475 | + 5.146 | 9:04:53.940 | 8 - | 1:55.277 | + 2.948 | 9:16:45.043 |
| 3 - | 1:59.799 | + 7.470 | 9:06:53.739 | 9 - | 5:49.771 P | + 3:57.442 | 9:22:34.814 |
| 4 - | 1:59.626 | + 7.297 | 9:08:53.365 | 10 - | 2:01.004 | + 8.675 | 9:24:35.818 |
| 5 - | 1:59.442 | + 7.113 | 9:10:52.807 | 11 - | 1:54.061 | + 1.732 | 9:26:29.879 |
| 6 - | 1:58.772 | + 6.443 | 9:12:51.579 | 12 - | 1:52.329 | | 9:28:22.208 |

ar 37 - Race 5 - completed 3 + laps
Weather / Track : Cloudy / Dry

Brands Hatch GP
Circuit Length = 2.3009 miles
Start: 09:00 End: 09:38

Gentleman Drivers B - over 3 litre cars

QUALIFYING - RACE 10 - LAP ANALYSIS


| | | | | | | | |
|------------|-----------------------|------------|----------------------------------|------|-----------------|------------|--------------------|
| 110 | CAMPAGNE/KALFF | | I Chevrolet Corvette Grand Sport | | | | |
| 1 - | 1:57.248 | + 8.726 | 9:03:02.093 | 4 - | 1:48.522 | + 1:33.234 | 9:08:32.725 |
| 2 - | 1:50.399 | + 1.877 | 9:04:52.492 | 5 - | 3:21.756 P | | 9:11:54.481 |
| 3 - | 1:51.711 | + 3.189 | 9:06:44.203 | | | | |
| 111 | WRIGHT/WALKER | | A2 Lotus XI Le Mans | | | | |
| 1 - | 1:57.639 | + 9.379 | 9:04:06.774 | 7 - | 1:49.047 | + 0.787 | 9:19:10.396 |
| 2 - | 1:51.610 | + 3.350 | 9:05:58.384 | 8 - | 1:49.070 | + 0.810 | 9:20:59.466 |
| 3 - | 1:49.178 | + 0.918 | 9:07:47.562 | 9 - | 1:58.346 | + 10.086 | 9:22:57.812 |
| 4 - | 1:49.831 | + 1.571 | 9:09:37.393 | 10 - | 8:23.376 P | + 6:35.116 | 9:31:21.188 |
| 5 - | 5:50.803 P | + 4:02.543 | 9:15:28.196 | 11 - | 2:16.146 | + 27.886 | 9:33:37.334 |
| 6 - | 1:53.153 | + 4.893 | 9:17:21.349 | 12 - | 1:48.260 | | 9:35:25.594 |
| 161 | Andrew HADDON | | C3 Jaguar E-Type | | | | |
| 1 - | 1:57.513 | + 4.790 | 9:03:08.769 | 4 - | 1:55.281 | + 2.558 | 9:11:24.150 |
| 2 - | 1:52.723 | | 9:05:01.492 | 5 - | 1:53.631 | + 0.908 | 9:13:17.781 |
| 3 - | 4:27.377 P | + 2:34.654 | 9:09:28.869 | 6 - | 1:54.474 | + 1.751 | 9:15:12.255 |

ar 37 - Race 5 - completed 3 + laps
Weather / Track : Cloudy / Dry

Brands Hatch GP
Circuit Length = 2.3009 miles
Start: 09:00 End: 09:38

Gentleman Drivers B - over 3 litre cars

RACE 10 - GRID

| | | |
|--|---|--|
| ROW 18 | 1:57.623 85 MAHMOUD/AUDI | 2:00.560 92 COOKE / SMITHIES |
| ROW 17 | 1:55.859 77 BLOOHN/NUNN | 1:56.851 76 NAVEAU/AXISA |
| ROW 16 | 1:55.552 3 ZOOMERS/COTTINGHAM | 1:55.778 91 MERRY/DICK |
| ROW 15 | 1:53.341 57 GIBBON/HALL | 1:55.215 26 ZIEGLER/NEWALL |
| ROW 14 | 1:52.723 161 Andrew HADDON | 1:52.825 10 di MONTELERA / Hanson |
| ROW 13 | 1:52.329 95 WEAVERS/BATENBURG | 1:52.338 81 TANDY/CHAMBERS |
| ROW 12 | 1:52.101 11 WALKER/WHALE | 1:52.152 88 PATTINSON/WYNDHAM |
| ROW 11 | 1:50.880 62 WARD/BULL | 1:51.711 16 GALLIERS-PRATT/BLAKENEY-EDWARDS |
| ROW 10 | 1:49.145 17 HENDERSON/BLAKENEY-EDWARDS | 1:50.754 83 EDIPIDIS/WILLIAMS |
| ROW 9 | 1:48.522 110 CAMPAGNE/KALFF | 1:48.581 55 MELLING/MINSHAW |
| ROW 8 | 1:48.036 25 Neil CUNNINGHAM | 1:48.260 111 WRIGHT/WALKER |
| ROW 7 | 1:47.830 63 SCRAGG / BUSSELL | 1:47.852 86 MONTEVERDE/PEARSON |
| ROW 6 | 1:47.574 53 PEARSON/OLIVER | 1:47.828 5 HART/HALL |
| ROW 5 | 1:47.439 54 HORSMAN/TART | 1:47.529 49 JOHNSON/REUBEN |
| ROW 4 | 1:46.852 13 Shaun LYNN | 1:47.319 19 INGRAM/CHILES SNR |
| ROW 3 | 1:46.552 80 ECKFORD/BEIGHTON | 1:46.557 71 WILLS/TWYMAN |
| ROW 2 | 1:45.710 34 SHIPMAN/HALES | 1:46.344 33 MINSHAW/STRETTON |
| ROW 1 | 1:45.227 2 VOYAZIDES/HADFIELD | 1:45.411 15 BRYANT/BRYANT |
| Pole | | |
|  | | |

Brands Hatch GP
Circuit Length = 2.3009 miles

These results are provisional until the conclusion of any judicial and technical matters.

Clerk of Course :

Timekeeper :

Gentleman Drivers B - over 3 litre cars

RACE 10 - CLASSIFICATION - 60 Minutes

| POS | NO | CL | NAME | ENTRY | LAPS | TIME | GAP | DIFF | MPH | BEST | ON |
|-----|-----|----|-------------------------|--------------------------------|------|-------------|----------|-----------|-------|----------|----|
| 1 | 2 | C3 | VOYAZIDES/HADFIELD | AC Cobra | 33 | 1:00:57.323 | | | 74.73 | 1:47.346 | 8 |
| 2 | 49 | C3 | JOHNSON/REUBEN | TVR Griffith | 33 | 1:01:00.043 | 2.720 | 2.720 | 74.68 | 1:46.740 | 19 |
| 3 | 5 | C3 | HART/HALL | Bizzarrini 5300 GT | 33 | 1:02:35.935 | 1:38.612 | 1:35.892 | 72.77 | 1:46.492 | 21 |
| 4 | 86 | C3 | MONTEVERDE/PEARSON | Jaguar E-Type | 33 | 1:02:42.266 | 1:44.943 | 6.331 | 72.65 | 1:46.963 | 7 |
| 5 | 19 | C3 | INGRAM/CHILES SNR | AC Cobra | 33 | 1:02:49.414 | 1:52.091 | 7.148 | 72.51 | 1:47.520 | 20 |
| 6 | 54 | A2 | HORSMAN/TART | Lotus XVII | 33 | 1:02:58.348 | 2:01.025 | 8.934 | 72.34 | 1:47.488 | 8 |
| 7 | 111 | A2 | WRIGHT/WALKER | Lotus XI Le Mans | 33 | 1:03:18.851 | 2:21.528 | 20.503 | 71.95 | 1:48.897 | 28 |
| 8 | 55 | C3 | MELLING/MINSHAW | Jaguar E-Type | 32 | 1:01:36.847 | 1 lap | 1 lap | 71.69 | 1:47.642 | 8 |
| 9 | 71 | C3 | WILLS/TWYMAN | Bizzarrini 5300 GT | 32 | 1:01:53.720 | 1 lap | 16.873 | 71.37 | 1:49.159 | 6 |
| 10 | 63 | C3 | SCRAGG / BUSSELL | Jaguar E-Type | 32 | 1:02:15.876 | 1 lap | 22.156 | 70.95 | 1:49.681 | 25 |
| 11 | 88 | C3 | PATTINSON/WYNDHAM | Ford Shelby Mustang GT350 | 32 | 1:02:32.595 | 1 lap | 16.719 | 70.63 | 1:50.769 | 8 |
| 12 | 81 | C3 | TANDY/CHAMBERS | Jaguar E-Type | 32 | 1:02:33.732 | 1 lap | 1.137 | 70.61 | 1:48.883 | 19 |
| 13 | 95 | C3 | WEAVERS/BATENBURG | Chevrolet Corvette | 32 | 1:02:50.664 | 1 lap | 16.932 | 70.29 | 1:50.247 | 26 |
| 14 | 17 | C3 | HENDERSON/BLAKENEY-EDWA | AC Cobra | 32 | 1:02:56.643 | 1 lap | 5.979 | 70.18 | 1:50.446 | 20 |
| 15 | 25 | C3 | Neil CUNNINGHAM | Jaguar E-Type | 32 | 1:03:08.508 | 1 lap | 11.865 | 69.96 | 1:48.559 | 10 |
| 16 | 57 | C3 | GIBBON/HALL | Jaguar E-Type | 30 | 1:01:02.544 | 3 laps | 2 laps | 67.84 | 1:56.798 | 23 |
| 17 | 85 | C3 | MAHMOUD/AUDI | Ford Shelby Mustang GT350 | 30 | 1:02:37.407 | 3 laps | 1:34.863 | 66.13 | 1:56.936 | 29 |
| 18 | 92 | A2 | COOKE / SMITHIES | Cooper T39 Bobtail | 30 | 1:03:33.913 | 3 laps | 56.506 | 65.15 | 1:57.927 | 8 |
| 19 | 83 | C3 | EDIPIDIS/WILLIAMS | Jaguar E-Type | 29 | 1:00:45.356 | 4 laps | 1 lap | 65.89 | 2:01.102 | 29 |
| 20 | 76 | A1 | NAVEAU/AXISA | Lotus XI | 28 | 1:02:56.352 | 5 laps | 1 lap | 61.41 | 1:58.368 | 26 |
| 21 | 11 | C3 | WALKER/WHALE | Jaguar E-Type | 26 | 49:49.542 | 7 laps | 2 laps | 72.03 | 1:51.150 | 6 |
| 22 | 3 | C3 | ZOOMERS/COTTINGHAM | Jaguar E-Type | 26 | 50:11.962 | 7 laps | 22.420 | 71.50 | 1:51.833 | 13 |
| 23 | 26 | C3 | ZIEGLER/NEWALL | Jaguar E-Type Lowdrag | 26 | 1:03:11.820 | 7 laps | 12:59.858 | 56.79 | 1:55.513 | 25 |
| 24 | 77 | C3 | BLOOHN/NUNN | Ford Shelby Mustang GT350 | 24 | 48:45.552 | 9 laps | 2 laps | 67.95 | 1:57.321 | 11 |
| 25 | 34 | C3 | SHIPMAN/HALES | TVR Griffith | 21 | 39:13.914 | 12 laps | 3 laps | 73.89 | 1:47.164 | 7 |
| 26 | 110 | I | CAMPAGNE/KALFF | Chevrolet Corvette Grand Sport | 20 | 37:49.067 | 13 laps | 1 lap | 73.00 | 1:46.852 | 14 |
| 27 | 15 | C3 | BRYANT/BRYANT | AC Cobra | 15 | 29:01.495 | 18 laps | 5 laps | 71.34 | 1:50.525 | 11 |
| 28 | 53 | C3 | PEARSON/OLIVER | Jaguar E-Type | 14 | 26:44.960 | 19 laps | 1 lap | 72.25 | 1:47.716 | 14 |
| 29 | 62 | C3 | WARD/BULL | Chevrolet Corvette C2 | 13 | 25:51.213 | 20 laps | 1 lap | 69.41 | 1:52.504 | 7 |
| 30 | 161 | C3 | Andrew HADDON | Jaguar E-Type | 9 | 17:49.109 | 24 laps | 4 laps | 69.72 | 1:49.307 | 9 |
| 31 | 13 | C3 | Shaun LYNN | AC Cobra | 6 | 14:43.737 | 27 laps | 3 laps | 56.23 | 1:49.445 | 2 |
| 32 | 80 | C3 | ECKFORD/BEIGHTON | Sunbeam Le Mans Tiger | 2 | 3:47.877 | 31 laps | 4 laps | 72.69 | | |
| 33 | 91 | C3 | MERRY/DICK | Sunbeam Tiger | 2 | 8:48.846 | 31 laps | 5:00.969 | 31.32 | | |

FASTEST LAP

| | | | | | | | |
|-----|----|----------------|--------------------------------|----|----------|-----------|------------|
| 5 | C3 | HART/HALL | Bizzarrini 5300 GT | 21 | 1:46.492 | 77.78 mph | 125.17 kph |
| 110 | I | CAMPAGNE/KALFF | Chevrolet Corvette Grand Sport | 14 | 1:46.852 | 77.51 mph | 124.75 kph |
| 54 | A2 | HORSMAN/TART | Lotus XVII | 8 | 1:47.488 | 77.06 mph | 124.01 kph |
| 76 | A1 | NAVEAU/AXISA | Lotus XI | 26 | 1:58.368 | 69.97 mph | 112.61 kph |

Weather / Track : Cloudy / Dry

These results are provisional until the conclusion of any judicial and technical matters.

Brands Hatch GP

Circuit Length = 2.3009 miles

Start: 16:16 End: 00:00

| | |
|-------------------|--------------|
| Clerk of Course : | Timekeeper : |
|-------------------|--------------|

Gentleman Drivers B - over 3 litre cars

RACE 10 - CLASSIFICATION

| POS | NO | CL | NAME | ENTRY | LAPS | TIME | GAP | DIFF | MPH | BEST | ON |
|-----|-----|----|-------------------------|--------------------------------|------|-------------|----------|----------|-------|----------|----|
| 1 | 2 | C3 | VOYAZIDES/HADFIELD | AC Cobra | 65 | 2:00:20.938 | | | 74.56 | 1:47.346 | 8 |
| 2 | 49 | C3 | JOHNSON/REUBEN | TVR Griffith | 65 | 2:00:51.426 | 30.488 | 30.488 | 74.24 | 1:46.740 | 19 |
| 3 | 86 | C3 | MONTEVERDE/PEARSON | Jaguar E-Type | 65 | 2:01:11.356 | 50.418 | 19.930 | 74.04 | 1:46.963 | 7 |
| 4 | 19 | C3 | INGRAM/CHILES SNR | AC Cobra | 65 | 2:01:24.464 | 1:03.526 | 13.108 | 73.91 | 1:47.520 | 20 |
| 5 | 71 | C3 | WILLS/TWYMAN | Bizzarrini 5300 GT | 65 | 2:01:53.850 | 1:32.912 | 29.386 | 73.61 | 1:47.989 | 42 |
| 6 | 111 | A2 | WRIGHT/WALKER | Lotus XI Le Mans | 64 | 1:59:24.175 | 1 lap | 1 lap | 73.99 | 1:47.094 | 59 |
| 7 | 63 | C3 | SCRAGG / BUSSELL | Jaguar E-Type | 64 | 2:00:40.993 | 1 lap | 1:16.818 | 73.21 | 1:48.215 | 39 |
| 8 | 95 | C3 | WEAVERS/BATENBURG | Chevrolet Corvette | 63 | 2:00:39.568 | 2 laps | 1 lap | 72.08 | 1:50.247 | 26 |
| 9 | 54 | A2 | HORSMAN/TART | Lotus XVII | 63 | 2:01:10.552 | 2 laps | 30.984 | 71.77 | 1:47.488 | 8 |
| 10 | 88 | C3 | PATTINSON/WYNDHAM | Ford Shelby Mustang GT350 | 63 | 2:01:37.668 | 2 laps | 27.116 | 71.50 | 1:50.769 | 8 |
| 11 | 25 | C3 | Neil CUNNINGHAM | Jaguar E-Type | 61 | 1:56:08.135 | 4 laps | 2 laps | 72.51 | 1:47.998 | 46 |
| 12 | 55 | C3 | MELLING/MINSHAW | Jaguar E-Type | 60 | 1:57:48.462 | 5 laps | 1 lap | 70.31 | 1:47.642 | 8 |
| 13 | 83 | C3 | EDIPIDIS/WILLIAMS | Jaguar E-Type | 60 | 2:00:29.375 | 5 laps | 2:40.913 | 68.74 | 1:50.010 | 45 |
| 14 | 57 | C3 | GIBBON/HALL | Jaguar E-Type | 60 | 2:01:15.939 | 5 laps | 46.564 | 68.30 | 1:55.253 | 39 |
| 15 | 85 | C3 | MAHMOUD/AUDI | Ford Shelby Mustang GT350 | 60 | 2:01:19.078 | 5 laps | 3.139 | 68.27 | 1:55.168 | 50 |
| 16 | 92 | A2 | COOKE / SMITHIES | Cooper T39 Bobtail | 59 | 2:02:09.183 | 6 laps | 1 lap | 66.67 | 1:57.008 | 54 |
| 17 | 5 | C3 | HART/HALL | Bizzarrini 5300 GT | 56 | 1:44:34.216 | 9 laps | 3 laps | 73.93 | 1:46.492 | 21 |
| 18 | 26 | C3 | ZIEGLER/NEWALL | Jaguar E-Type Lowdrag | 55 | 1:59:13.581 | 10 laps | 1 lap | 63.68 | 1:53.435 | 44 |
| 19 | 17 | C3 | HENDERSON/BLAKENEY-EDWA | AC Cobra | 54 | 1:46:25.447 | 11 laps | 1 lap | 70.04 | 1:50.446 | 20 |
| 20 | 76 | A1 | NAVEAU/AXISA | Lotus XI | 49 | 1:45:43.063 | 16 laps | 5 laps | 63.98 | 1:58.368 | 26 |
| 21 | 110 | I | CAMPAGNE/KALFF | Chevrolet Corvette Grand Sport | 20 | 37:49.067 | 45 laps | 29 laps | 73.00 | 1:46.852 | 14 |

NOT CLASSIFIED

| | | | | | | | | | | | |
|-----|-----|----|--------------------|---------------------------|----|-------------|---------|----------|-------|----------|----|
| DNC | 11 | C3 | WALKER/WHALE | Jaguar E-Type | 48 | 1:50:44.485 | 17 laps | 0.000 | 59.83 | 1:51.150 | 6 |
| DNC | 77 | C3 | BLOOHN/NUNN | Ford Shelby Mustang GT350 | 43 | 1:39:49.175 | 22 laps | 5 laps | 59.46 | 1:55.651 | 31 |
| DNC | 81 | C3 | TANDY/CHAMBERS | Jaguar E-Type | 35 | 1:08:25.343 | 30 laps | 8 laps | 70.61 | 1:48.883 | 19 |
| DNC | 3 | C3 | ZOOMERS/COTTINGHAM | Jaguar E-Type | 26 | 50:11.962 | 39 laps | 9 laps | 71.50 | 1:51.833 | 13 |
| DNC | 34 | C3 | SHIPMAN/HALES | TVR Griffith | 21 | 39:13.914 | 44 laps | 5 laps | 73.89 | 1:47.164 | 7 |
| DNC | 15 | C3 | BRYANT/BRYANT | AC Cobra | 15 | 29:01.495 | 50 laps | 6 laps | 71.34 | 1:50.525 | 11 |
| DNC | 53 | C3 | PEARSON/OLIVER | Jaguar E-Type | 14 | 26:44.960 | 51 laps | 1 lap | 72.25 | 1:47.716 | 14 |
| DNC | 62 | C3 | WARD/BULL | Chevrolet Corvette C2 | 13 | 25:51.213 | 52 laps | 1 lap | 69.41 | 1:52.504 | 7 |
| DNC | 161 | C3 | Andrew HADDON | Jaguar E-Type | 9 | 17:49.109 | 56 laps | 4 laps | 69.72 | 1:49.307 | 9 |
| DNC | 13 | C3 | Shaun LYNN | AC Cobra | 6 | 14:43.737 | 59 laps | 3 laps | 56.23 | 1:49.445 | 2 |
| DNC | 80 | C3 | ECKFORD/BEIGHTON | Sunbeam Le Mans Tiger | 2 | 3:47.877 | 63 laps | 4 laps | 72.69 | | |
| DNC | 91 | C3 | MERRY/DICK | Sunbeam Tiger | 2 | 8:48.846 | 63 laps | 5:00.969 | 31.32 | | |

FASTEST LAP

| | | | | | | | |
|-----|----|----------------|--------------------------------|----|----------|-----------|------------|
| 5 | C3 | HART/HALL | Bizzarrini 5300 GT | 21 | 1:46.492 | 77.78 mph | 125.17 kph |
| 110 | I | CAMPAGNE/KALFF | Chevrolet Corvette Grand Sport | 14 | 1:46.852 | 77.51 mph | 124.75 kph |
| 111 | A2 | WRIGHT/WALKER | Lotus XI Le Mans | 59 | 1:47.094 | 77.34 mph | 124.47 kph |
| 76 | A1 | NAVEAU/AXISA | Lotus XI | 26 | 1:58.368 | 69.97 mph | 112.61 kph |

Weather / Track : Cloudy / Dry

These results are provisional until the conclusion of any judicial and technical matters.

Brands Hatch GP

Circuit Length = 2.3009 miles

Start: 16:16 End: 18:18

| | |
|-------------------|--------------|
| Clerk of Course : | Timekeeper : |
|-------------------|--------------|