



# HISTORIC FESTIVAL

**Donington Park**

**3rd & 4th September 2011**



**Results Provided by Timing Solutions Ltd**  
[www.tsl-timing.com](http://www.tsl-timing.com)

## Gentlemen Drivers

### QUALIFYING - RACE 4 - CLASSIFICATION

POS	NO	CL	NAME	ENTRY	TIME	ON	LAPS	GAP	DIFF	MPH
1	37	C3	Rob HALL	AC Cobra	1:19.479	13	14			89.64
2	79	C3	McINERNEY S / McINERNEY M	TVR Griffith	1:19.965	4	22	0.486	0.486	89.09
3	46	C3	WHITAKER / REUBEN	TVR Griffith	1:20.126	4	21	0.647	0.161	88.91
4	19	C3	CHILES Snr / CHILES Jnr	AC Cobra	1:20.328	19	19	0.849	0.202	88.69
5	2	C3	VOYAZIDES / HADFIELD	AC Cobra	1:20.526	25	25	1.047	0.198	88.47
6	63	C2	Martin STRETTON	Lotus Elan 26R	1:20.981	6	16	1.502	0.455	87.97
7	80	C3	BEIGHTON / WATTS	Sunbeam Le Mans Tiger	1:21.253	17	18	1.774	0.272	87.68
8	87	C3	MONTEVERDE / PEARSON	AC Cobra	1:21.904	5	20	2.425	0.651	86.98
9	36	C2	WALKER / FLUX	Lotus Elan 26R	1:22.243	21	22	2.764	0.339	86.62
10	64	C3	WRIGHT / WILKINSON Snr	Jaguar E-Type	1:22.481	18	22	3.002	0.238	86.37
11	97	C2	ATKINS / BARFF	Lotus Elan 26R	1:22.560	22	22	3.081	0.079	86.29
12	48	C2	SCHRYVER / HADFIELD	Lotus Elan 26R	1:22.801	4	23	3.322	0.241	86.04
13	77	Inv	BLOOHN / NUNN	TVR Griffith	1:22.958	20	24	3.479	0.157	85.88
14	82	C3	Mark WILLIAMS	AC Cobra	1:22.996	7	13	3.517	0.038	85.84
15	47	C3	Chris SCRAGG	Jaguar E-Type	1:23.914	6	13	4.435	0.918	84.90
16	20	C1	HALSTEAD / McPHERSON	Lotus Elan S1	1:23.983	8	11	4.504	0.069	84.83
17	72	C3	Jamie BOOT	Jaguar E-Type	1:24.498	16	22	5.019	0.515	84.31
18	29	C2	AHLERS / BELLINGER	Morgan Plus 4 SLR	1:25.132	17	18	5.653	0.634	83.68
19	1	C2	TICE / CONOLEY	Marcos 1800GT	1:25.189	17	19	5.710	0.057	83.63
20	81	C3	TANDY / TWYMAN	Jaguar E-Type	1:25.224	5	16	5.745	0.035	83.59
21	73	C2	CLARKSON / WILLIAMS	Austin Healey 3000 Mk1	1:26.214	20	22	6.735	0.990	82.63
22	61	C2	OREBI GANN / BOURNE	Morgan SLR	1:26.455	4	22	6.976	0.241	82.40
23	86	C3	COOKE / DOWD	Shelby Mustang GT350	1:27.149	9	16	7.670	0.694	81.75
24	17	C3	Gavin HENDERSON	AC Cobra	1:27.308	22	22	7.829	0.159	81.60
25	62	C3	JAMES / WEST	Sunbeam Tiger	1:27.897	19	22	8.418	0.589	81.05
26	76	C3	EDGE / CARPENTER	Jaguar E-Type	1:29.769	20	21	10.290	1.872	79.36
27	75	C2	Rory HENDERSON	Austin Healey 3000 MkII	1:30.102	15	19	10.623	0.333	79.07
28	22	C3	GOMM / KEITH-LUCAS	Jaguar E-Type Low Drag Coupe	1:31.341	12	14	11.862	1.239	78.00
29	93	C1	Richard LAWSON	MG B	1:31.829	21	21	12.350	0.488	77.58
30	74	C1	AYLETT / FARRALL	Diva GT	1:32.381	2	7	12.902	0.552	77.12
31	38	C1	Harvey WOODS	MG B	1:36.143	14	17	16.664	3.762	74.10

Car No's 47, 75, 86 & 87 need working transponders - Q.12.2.1.

Donington Park National  
Circuit Length = 1.9791 miles  
Start: 09:15 End: 09:52

Weather / Track : Cloudy / Dry

These results are provisional until the conclusion of any judicial and technical matters.

Clerk of Course :		Timekeeper :
-------------------	--	--------------

## Gentlemen Drivers

## QUALIFYING - RACE 4 - LAP ANALYSIS

1		TICE / CONOLEY		C2 Marcos 1800GT		
1 -	1:38.552	+ 13.363	9:17:28.054	11 -	3:05.889 + 1:40.700	9:33:45.235
2 -	1:28.581	+ 3.392	9:18:56.635	12 -	1:29.282 + 4.093	9:35:14.517
3 -	1:28.284	+ 3.095	9:20:24.919	13 -	1:29.199 + 4.010	9:36:43.716
4 -	1:29.305	+ 4.116	9:21:54.224	14 -	1:26.482 + 1.293	9:38:10.198
5 -	1:27.744	+ 2.555	9:23:21.968	15 -	1:26.409 + 1.220	9:39:36.607
6 -	1:26.886	+ 1.697	9:24:48.854	16 -	1:26.251 + 1.062	9:41:02.858
7 -	1:26.207	+ 1.018	9:26:15.061	17 -	<b>1:25.189</b>	<b>9:42:28.047</b>
8 -	1:26.720	+ 1.531	9:27:41.781	18 -	1:25.508 + 0.319	9:43:53.555
9 -	1:25.940	+ 0.751	9:29:07.721	19 -	1:39.911 P + 14.722	9:45:33.466
10 -	1:31.625 P	+ 6.436	9:30:39.346			
2		VOYAZIDES / HADFIELD		C3 AC Cobra		
1 -	1:30.707	+ 10.181	9:16:55.537	14 -	1:24.492 + 3.966	9:36:07.223
2 -	1:22.258	+ 1.732	9:18:17.795	15 -	1:21.275 + 0.749	9:37:28.498
3 -	1:20.877	+ 0.351	9:19:38.672	16 -	1:21.537 + 1.011	9:38:50.035
4 -	1:21.081	+ 0.555	9:20:59.753	17 -	1:20.998 + 0.472	9:40:11.033
5 -	1:23.414	+ 2.888	9:22:23.167	18 -	1:33.164 + 12.638	9:41:44.197
6 -	1:24.779	+ 4.253	9:23:47.946	19 -	1:22.954 + 2.428	9:43:07.151
7 -	1:21.164	+ 0.638	9:25:09.110	20 -	1:23.592 + 3.066	9:44:30.743
8 -	1:22.782	+ 2.256	9:26:31.892	21 -	1:21.659 + 1.133	9:45:52.402
9 -	1:21.035	+ 0.509	9:27:52.927	22 -	1:21.068 + 0.542	9:47:13.470
10 -	1:23.685	+ 3.159	9:29:16.612	23 -	1:21.036 + 0.510	9:48:34.506
11 -	1:35.900 P	+ 15.374	9:30:52.512	24 -	1:25.976 + 5.450	9:50:00.482
12 -	2:29.573	+ 1:09.047	9:33:22.085	25 -	<b>1:20.526</b>	<b>9:51:21.008</b>
13 -	1:20.646	+ 0.120	9:34:42.731			
17		Gavin HENDERSON		C3 AC Cobra		
1 -	1:40.244	+ 12.936	9:17:36.357	12 -	1:28.006 + 0.698	9:34:18.116
2 -	1:36.840	+ 9.532	9:19:13.197	13 -	1:31.677 P + 4.369	9:35:49.793
3 -	1:31.738	+ 4.430	9:20:44.935	14 -	3:03.523 + 1:36.215	9:38:53.316
4 -	1:32.317	+ 5.009	9:22:17.252	15 -	1:29.529 + 2.221	9:40:22.845
5 -	1:34.282	+ 6.974	9:23:51.534	16 -	1:31.888 + 4.580	9:41:54.733
6 -	1:30.419	+ 3.111	9:25:21.953	17 -	1:30.608 + 3.300	9:43:25.341
7 -	1:29.885	+ 2.577	9:26:51.838	18 -	1:27.495 + 0.187	9:44:52.836
8 -	1:32.741	+ 5.433	9:28:24.579	19 -	1:27.676 + 0.368	9:46:20.512
9 -	1:28.713	+ 1.405	9:29:53.292	20 -	1:28.240 + 0.932	9:47:48.752
10 -	1:28.492	+ 1.184	9:31:21.784	21 -	1:28.301 + 0.993	9:49:17.053
11 -	1:28.326	+ 1.018	9:32:50.110	22 -	<b>1:27.308</b>	<b>9:50:44.361</b>
19		CHILES Snr / CHILES Jnr		C3 AC Cobra		
1 -	1:40.459	+ 20.131	9:17:33.711	11 -	1:25.599 + 5.271	9:35:09.224
2 -	1:36.243	+ 15.915	9:19:09.954	12 -	1:22.403 + 2.075	9:36:31.627
3 -	1:31.314 P	+ 10.986	9:20:41.268	13 -	1:21.634 + 1.306	9:37:53.261
4 -	2:38.016	+ 1:17.688	9:23:19.284	14 -	1:22.075 + 1.747	9:39:15.336
5 -	1:25.233	+ 4.905	9:24:44.517	15 -	1:36.796 P + 16.468	9:40:52.132
6 -	1:22.830	+ 2.502	9:26:07.347	16 -	5:58.727 + 4:38.399	9:46:50.859
7 -	1:22.281	+ 1.953	9:27:29.628	17 -	1:21.162 + 0.834	9:48:12.021
8 -	1:26.010 P	+ 5.682	9:28:55.638	18 -	1:20.812 + 0.484	9:49:32.833
9 -	3:25.165	+ 2:04.837	9:32:20.803	19 -	<b>1:20.328</b>	<b>9:50:53.161</b>
10 -	1:22.822	+ 2.494	9:33:43.625			
20		HALSTEAD / McPHERSON		C1 Lotus Elan S1		
1 -	1:36.323	+ 12.340	9:17:02.652	7 -	1:24.329 + 0.346	9:26:23.458
2 -	1:30.496	+ 6.513	9:18:33.148	8 -	<b>1:23.983</b>	<b>9:27:47.441</b>
3 -	1:26.271	+ 2.288	9:19:59.419	9 -	1:24.366 + 0.383	9:29:11.807
4 -	1:27.517 P	+ 3.534	9:21:26.936	10 -	1:24.923 + 0.940	9:30:36.730
5 -	2:08.092	+ 44.109	9:23:35.028	11 -	1:33.822 P + 9.839	9:32:10.552
6 -	1:24.101	+ 0.118	9:24:59.129			
22		GOMM / KEITH-LUCAS		C3 Jaguar E-Type Low Drag Coupe		
1 -	1:54.140	+ 22.799	9:17:31.787	8 -	3:46.881 + 2:15.540	9:33:37.688

Car No's 47, 75, 86 &amp; 87 need working transponders - Q.12.2.1.

Weather / Track : Cloudy / Dry

Donington Park National  
Circuit Length = 1.9791 miles  
Start: 09:15 End: 09:52

## Gentlemen Drivers

## QUALIFYING - RACE 4 - LAP ANALYSIS

2 -	1:44.966	+ 13.625	9:19:16.753	9 -	1:42.631	+ 11.290	9:35:20.319
3 -	1:48.189 P	+ 16.848	9:21:04.942	10 -	1:35.422	+ 4.081	9:36:55.741
4 -	3:50.509	+ 2:19.168	9:24:55.451	11 -	1:35.489	+ 4.148	9:38:31.230
5 -	1:38.005	+ 6.664	9:26:33.456	12 -	<b>1:31.341</b>		<b>9:40:02.571</b>
6 -	1:39.910	+ 8.569	9:28:13.366	13 -	1:34.375	+ 3.034	9:41:36.946
7 -	1:37.441 P	+ 6.100	9:29:50.807	14 -	2:20.954 P	+ 49.613	9:43:57.900
<b>29</b>	<b>AHLERS / BELLINGER</b>			C2 Morgan Plus 4 SLR			
1 -	1:31.142	+ 6.010	9:16:56.809	10 -	1:33.626	+ 8.494	9:32:28.682
2 -	1:27.512	+ 2.380	9:18:24.321	11 -	1:28.398	+ 3.266	9:33:57.080
3 -	1:26.759	+ 1.627	9:19:51.080	12 -	1:29.651 P	+ 4.519	9:35:26.731
4 -	1:26.718	+ 1.586	9:21:17.798	13 -	3:05.343	+ 1:40.211	9:38:32.074
5 -	1:26.185	+ 1.053	9:22:43.983	14 -	1:26.164	+ 1.032	9:39:58.238
6 -	1:25.808	+ 0.676	9:24:09.791	15 -	1:26.402	+ 1.270	9:41:24.640
7 -	1:33.294 P	+ 8.162	9:25:43.085	16 -	1:25.522	+ 0.390	9:42:50.162
8 -	3:45.012	+ 2:19.880	9:29:28.097	17 -	<b>1:25.132</b>		<b>9:44:15.294</b>
9 -	1:26.959	+ 1.827	9:30:55.056	18 -	1:33.905 P	+ 8.773	9:45:49.199
<b>36</b>	<b>WALKER / FLUX</b>			C2 Lotus Elan 26R			
1 -	1:34.845	+ 12.602	9:17:19.730	12 -	3:35.280	+ 2:13.037	9:36:37.207
2 -	1:26.680	+ 4.437	9:18:46.410	13 -	1:24.036	+ 1.793	9:38:01.243
3 -	1:26.038	+ 3.795	9:20:12.448	14 -	1:22.978	+ 0.735	9:39:24.221
4 -	1:23.726	+ 1.483	9:21:36.174	15 -	1:22.596	+ 0.353	9:40:46.817
5 -	1:30.935 P	+ 8.692	9:23:07.109	16 -	1:27.003	+ 4.760	9:42:13.820
6 -	2:47.083	+ 1:24.840	9:25:54.192	17 -	1:23.056	+ 0.813	9:43:36.876
7 -	1:23.481	+ 1.238	9:27:17.673	18 -	1:22.451	+ 0.208	9:44:59.327
8 -	1:24.980	+ 2.737	9:28:42.653	19 -	1:22.477	+ 0.234	9:46:21.804
9 -	1:24.035	+ 1.792	9:30:06.688	20 -	1:24.575	+ 2.332	9:47:46.379
10 -	1:22.865	+ 0.622	9:31:29.553	21 -	<b>1:22.243</b>		<b>9:49:08.622</b>
11 -	1:32.374 P	+ 10.131	9:33:01.927	22 -	1:46.679 P	+ 24.436	9:50:55.301
<b>37</b>	<b>Rob HALL</b>			C3 AC Cobra			
1 -	1:21.757	+ 2.278	9:21:41.910	8 -	1:20.706	+ 1.227	9:35:17.606
2 -	1:21.090	+ 1.611	9:23:03.000	9 -	1:31.892 P	+ 12.413	9:36:49.498
3 -	1:20.209	+ 0.730	9:24:23.209	10 -	5:47.285	+ 4:27.806	9:42:36.783
4 -	1:24.740 P	+ 5.261	9:25:47.949	11 -	1:19.671	+ 0.192	9:43:56.454
5 -	5:27.264	+ 4:07.785	9:31:15.213	12 -	1:23.126	+ 3.647	9:45:19.580
6 -	1:20.344	+ 0.865	9:32:35.557	13 -	<b>1:19.479</b>		<b>9:46:39.059</b>
7 -	1:21.343	+ 1.864	9:33:56.900	14 -	1:29.249 P	+ 9.770	9:48:08.308
<b>38</b>	<b>Harvey WOODS</b>			C1 MG B			
1 -	1:49.326	+ 13.183	9:17:30.158	10 -	1:39.109	+ 2.966	9:32:23.273
2 -	1:44.635	+ 8.492	9:19:14.793	11 -	1:37.756	+ 1.613	9:34:01.029
3 -	1:39.959	+ 3.816	9:20:54.752	12 -	1:36.893	+ 0.750	9:35:37.922
4 -	1:40.941	+ 4.798	9:22:35.693	13 -	1:36.597	+ 0.454	9:37:14.519
5 -	1:37.878	+ 1.735	9:24:13.571	14 -	<b>1:36.143</b>		<b>9:38:50.662</b>
6 -	1:39.526	+ 3.383	9:25:53.097	15 -	1:38.085	+ 1.942	9:40:28.747
7 -	1:36.335	+ 0.192	9:27:29.432	16 -	1:36.521	+ 0.378	9:42:05.268
8 -	1:36.275	+ 0.132	9:29:05.707	17 -	1:42.624 P	+ 6.481	9:43:47.892
9 -	1:38.457	+ 2.314	9:30:44.164				
<b>46</b>	<b>WHITAKER / REUBEN</b>			C3 TVR Griffith			
1 -	1:28.466	+ 8.340	9:17:06.161	12 -	1:23.765	+ 3.639	9:34:10.744
2 -	1:22.833	+ 2.707	9:18:28.994	13 -	1:24.353	+ 4.227	9:35:35.097
3 -	1:20.730	+ 0.604	9:19:49.724	14 -	1:23.168	+ 3.042	9:36:58.265
4 -	<b>1:20.126</b>		<b>9:21:09.850</b>	15 -	1:31.355 P	+ 11.229	9:38:29.620
5 -	1:20.210	+ 0.084	9:22:30.060	16 -	3:32.996	+ 2:12.870	9:42:02.616
6 -	1:28.118	+ 7.992	9:23:58.178	17 -	1:29.989	+ 9.863	9:43:32.605
7 -	1:37.891	+ 17.765	9:25:36.069	18 -	1:31.858	+ 11.732	9:45:04.463
8 -	1:20.632	+ 0.506	9:26:56.701	19 -	1:23.840	+ 3.714	9:46:28.303
9 -	1:24.796	+ 4.670	9:28:21.497	20 -	1:23.258	+ 3.132	9:47:51.561
10 -	1:42.344 P	+ 22.218	9:30:03.841	21 -	1:46.489 P	+ 26.363	9:49:38.050
11 -	2:43.138	+ 1:23.012	9:32:46.979				

Car No's 47, 75, 86 &amp; 87 need working transponders - Q.12.2.1.

Weather / Track : Cloudy / Dry

Donington Park National  
Circuit Length = 1.9791 miles  
Start: 09:15 End: 09:52

## Gentlemen Drivers

## QUALIFYING - RACE 4 - LAP ANALYSIS

<b>47</b>	<b>Chris SCRAGG</b>		C3 Jaguar E-Type				
1 -	1:35.315	+ 11.401	9:17:13.924	7 -	1:25.199	+ 1.285	9:25:43.461
2 -	1:26.955	+ 3.041	9:18:40.879	8 -	5:58.769	+ 4:34.855	9:31:42.230
3 -	1:24.307	+ 0.393	9:20:05.186	9 -	2:49.493	+ 1:25.579	9:34:31.723
4 -	1:25.014	+ 1.100	9:21:30.200	10 -	1:30.482	+ 6.568	9:36:02.205
5 -	1:24.148	+ 0.234	9:22:54.348	11 -	1:37.750 P	+ 13.836	9:37:39.955
6 -	<b>1:23.914</b>		<b>9:24:18.262</b>				
<b>48</b>	<b>SCHRYVER / HADFIELD</b>		C2 Lotus Elan 26R				
1 -	1:29.135	+ 6.334	9:17:06.181	13 -	1:24.155	+ 1.354	9:35:53.524
2 -	1:24.281	+ 1.480	9:18:30.462	14 -	1:24.421	+ 1.620	9:37:17.945
3 -	1:23.366	+ 0.565	9:19:53.828	15 -	1:26.216	+ 3.415	9:38:44.161
4 -	<b>1:22.801</b>		<b>9:21:16.629</b>	16 -	1:25.222	+ 2.421	9:40:09.383
5 -	1:23.347	+ 0.546	9:22:39.976	17 -	1:43.812	+ 21.011	9:41:53.195
6 -	1:24.204	+ 1.403	9:24:04.180	18 -	1:25.801	+ 3.000	9:43:18.996
7 -	1:23.315	+ 0.514	9:25:27.495	19 -	1:24.283	+ 1.482	9:44:43.279
8 -	1:27.945 P	+ 5.144	9:26:55.440	20 -	1:24.326	+ 1.525	9:46:07.605
9 -	3:14.129	+ 1:51.328	9:30:09.569	21 -	1:23.666	+ 0.865	9:47:31.271
10 -	1:25.584	+ 2.783	9:31:35.153	22 -	1:23.633	+ 0.832	9:48:54.904
11 -	1:27.487	+ 4.686	9:33:02.640	23 -	1:24.348	+ 1.547	9:50:19.252
12 -	1:26.729	+ 3.928	9:34:29.369				
<b>61</b>	<b>OREBI GANN / BOURNE</b>		C2 Morgan SLR				
1 -	1:35.935	+ 9.480	9:17:00.228	12 -	1:31.972	+ 5.517	9:35:35.060
2 -	1:28.809	+ 2.354	9:18:29.037	13 -	1:29.897	+ 3.442	9:37:04.957
3 -	1:26.908	+ 0.453	9:19:55.945	14 -	1:30.223	+ 3.768	9:38:35.180
4 -	<b>1:26.455</b>		<b>9:21:22.400</b>	15 -	1:31.142	+ 4.687	9:40:06.322
5 -	1:26.720	+ 0.265	9:22:49.120	16 -	1:31.537	+ 5.082	9:41:37.859
6 -	1:26.538	+ 0.083	9:24:15.658	17 -	1:32.518	+ 6.063	9:43:10.377
7 -	1:27.209	+ 0.754	9:25:42.867	18 -	1:29.320	+ 2.865	9:44:39.697
8 -	1:27.751	+ 1.296	9:27:10.618	19 -	1:31.023	+ 4.568	9:46:10.720
9 -	1:35.636 P	+ 9.181	9:28:46.254	20 -	1:29.359	+ 2.904	9:47:40.079
10 -	3:43.571	+ 2:17.116	9:32:29.825	21 -	1:30.384	+ 3.929	9:49:10.463
11 -	1:33.263	+ 6.808	9:34:03.088	22 -	1:29.060	+ 2.605	9:50:39.523
<b>62</b>	<b>JAMES / WEST</b>		C3 Sunbeam Tiger				
1 -	1:41.255	+ 13.358	9:17:38.713	12 -	1:30.909	+ 3.012	9:36:43.897
2 -	1:38.618	+ 10.721	9:19:17.331	13 -	1:29.251	+ 1.354	9:38:13.148
3 -	1:33.550	+ 5.653	9:20:50.881	14 -	1:29.585	+ 1.688	9:39:42.733
4 -	1:32.292	+ 4.395	9:22:23.173	15 -	1:29.357	+ 1.460	9:41:12.090
5 -	1:32.516	+ 4.619	9:23:55.689	16 -	1:29.745	+ 1.848	9:42:41.835
6 -	1:31.204	+ 3.307	9:25:26.893	17 -	1:28.623	+ 0.726	9:44:10.458
7 -	1:33.982 P	+ 6.085	9:27:00.875	18 -	1:28.217	+ 0.320	9:45:38.675
8 -	3:35.038	+ 2:07.141	9:30:35.913	19 -	<b>1:27.897</b>		<b>9:47:06.572</b>
9 -	1:34.372	+ 6.475	9:32:10.285	20 -	1:31.878	+ 3.981	9:48:38.450
10 -	1:31.101	+ 3.204	9:33:41.386	21 -	1:29.454	+ 1.557	9:50:07.904
11 -	1:31.602	+ 3.705	9:35:12.988	22 -	1:28.435	+ 0.538	9:51:36.339
<b>63</b>	<b>Martin STRETTON</b>		C2 Lotus Elan 26R				
1 -	1:30.832	+ 9.851	9:17:27.153	9 -	1:23.767	+ 2.786	9:30:21.327
2 -	1:23.519	+ 2.538	9:18:50.672	10 -	1:25.790	+ 4.809	9:31:47.117
3 -	1:23.434	+ 2.453	9:20:14.106	11 -	1:21.775	+ 0.794	9:33:08.892
4 -	1:21.825	+ 0.844	9:21:35.931	12 -	1:22.963	+ 1.982	9:34:31.855
5 -	1:22.678	+ 1.697	9:22:58.609	13 -	1:22.640	+ 1.659	9:35:54.495
6 -	<b>1:20.981</b>		<b>9:24:19.590</b>	14 -	1:22.266	+ 1.285	9:37:16.761
7 -	1:25.892 P	+ 4.911	9:25:45.482	15 -	1:23.504 P	+ 2.523	9:38:40.265
8 -	3:12.078	+ 1:51.097	9:28:57.560	16 -	2:43.075	+ 1:22.094	9:41:23.340
<b>64</b>	<b>WRIGHT / WILKINSON Snr</b>		C3 Jaguar E-Type				
1 -	1:48.322	+ 25.841	9:17:32.906	12 -	1:29.324	+ 6.843	9:34:22.802
2 -	1:37.716	+ 15.235	9:19:10.622	13 -	1:40.641 P	+ 18.160	9:36:03.443
3 -	1:32.352	+ 9.871	9:20:42.974	14 -	3:17.771	+ 1:55.290	9:39:21.214

Car No's 47, 75, 86 &amp; 87 need working transponders - Q.12.2.1.

Weather / Track : Cloudy / Dry

Donington Park National  
Circuit Length = 1.9791 miles  
Start: 09:15 End: 09:52

## Gentlemen Drivers

## QUALIFYING - RACE 4 - LAP ANALYSIS

4 -	1:33.104	+ 10.623	9:22:16.078	15 -	1:24.344	+ 1.863	9:40:45.558	
5 -	1:31.875	+ 9.394	9:23:47.953	16 -	1:24.235	+ 1.754	9:42:09.793	
6 -	1:32.364	+ 9.883	9:25:20.317	17 -	1:23.064	+ 0.583	9:43:32.857	
7 -	1:30.845	+ 8.364	9:26:51.162	18 -	<b>1:22.481</b>		<b>9:44:55.338</b>	
8 -	1:33.007	+ 10.526	9:28:24.169	19 -	1:22.811	+ 0.330	9:46:18.149	
9 -	1:30.503	+ 8.022	9:29:54.672	20 -	1:22.918	+ 0.437	9:47:41.067	
10 -	1:29.662	+ 7.181	9:31:24.334	21 -	1:24.638	+ 2.157	9:49:05.705	
11 -	1:29.144	+ 6.663	9:32:53.478	22 -	1:23.467	+ 0.986	9:50:29.172	
<b>72</b>	<b>Jamie BOOT</b>		C3 Jaguar E-Type					
1 -	1:44.415	+ 19.917	9:17:27.000	12 -	1:27.451	+ 2.953	9:35:08.412	
2 -	1:35.303	+ 10.805	9:19:02.303	13 -	1:27.582	+ 3.084	9:36:35.994	
3 -	1:32.306	+ 7.808	9:20:34.609	14 -	1:26.167	+ 1.669	9:38:02.161	
4 -	1:27.917	+ 3.419	9:22:02.526	15 -	1:24.686	+ 0.188	9:39:26.847	
5 -	1:28.866	+ 4.368	9:23:31.392	16 -	<b>1:24.498</b>		<b>9:40:51.345</b>	
6 -	1:28.915	+ 4.417	9:25:00.307	17 -	1:25.469	+ 0.971	9:42:16.814	
7 -	1:32.242 P	+ 7.744	9:26:32.549	18 -	1:26.805	+ 2.307	9:43:43.619	
8 -	2:40.759	+ 1:16.261	9:29:13.308	19 -	1:26.671 P	+ 2.173	9:45:10.290	
9 -	1:27.651	+ 3.153	9:30:40.959	20 -	2:38.925	+ 1:14.427	9:47:49.215	
10 -	1:31.266	+ 6.768	9:32:12.225	21 -	1:25.731	+ 1.233	9:49:14.946	
11 -	1:28.736	+ 4.238	9:33:40.961	22 -	1:25.475	+ 0.977	9:50:40.421	
<b>73</b>	<b>CLARKSON / WILLIAMS</b>		C2 Austin Healey 3000 Mk1					
1 -	1:37.230 P	+ 11.016	9:17:14.799	12 -	1:28.584	+ 2.370	9:35:45.732	
2 -	1:30.733	+ 4.519	9:18:45.532	13 -	1:27.140	+ 0.926	9:37:12.872	
3 -	1:30.988	+ 4.774	9:20:16.520	14 -	1:27.068	+ 0.854	9:38:39.940	
4 -	1:29.075	+ 2.861	9:21:45.595	15 -	1:27.176	+ 0.962	9:40:07.116	
5 -	1:29.193	+ 2.979	9:23:14.788	16 -	1:29.024	+ 2.810	9:41:36.140	
6 -	1:29.168	+ 2.954	9:24:43.956	17 -	1:27.319	+ 1.105	9:43:03.459	
7 -	1:29.148	+ 2.934	9:26:13.104	18 -	1:27.624	+ 1.410	9:44:31.083	
8 -	1:29.081	+ 2.867	9:27:42.185	19 -	1:26.502	+ 0.288	9:45:57.585	
9 -	1:28.972	+ 2.758	9:29:11.157	20 -	<b>1:26.214</b>		<b>9:47:23.799</b>	
10 -	1:30.600 P	+ 4.386	9:30:41.757	21 -	1:26.779	+ 0.565	9:48:50.578	
11 -	3:35.391	+ 2:09.177	9:34:17.148	22 -	1:48.843 P	+ 22.629	9:50:39.421	
<b>74</b>	<b>AYLETT / FARRALL</b>		C1 Diva GT					
1 -	1:41.651	+ 9.270	9:17:16.880	5 -	3:38.423	+ 2:06.042	9:28:37.778	
2 -	<b>1:32.381</b>		<b>9:18:49.261</b>	6 -	2:08.276	+ 35.895	9:30:46.054	
3 -	1:39.751 P	+ 7.370	9:20:29.012	7 -	2:15.074 P	+ 42.693	9:33:01.128	
4 -	4:30.343 P	+ 2:57.962	9:24:59.355					
<b>75</b>	<b>Rory HENDERSON</b>		C2 Austin Healey 3000 MkII					
1 -	1:42.670	+ 12.568	9:17:37.409	10 -	2:56.706	+ 1:26.604	9:39:36.000	
2 -	1:39.581	+ 9.479	9:19:16.990	11 -	1:32.354	+ 2.252	9:41:08.354	
3 -	1:40.041	+ 9.939	9:20:57.031	12 -	1:34.372	+ 4.270	9:42:42.726	
4 -	1:35.756	+ 5.654	9:22:32.787	13 -	1:30.806	+ 0.704	9:44:13.532	
5 -	1:33.285	+ 3.183	9:24:06.072	14 -	1:35.029	+ 4.927	9:45:48.561	
6 -	1:32.836	+ 2.734	9:25:38.908	15 -	<b>1:30.102</b>		<b>9:47:18.663</b>	
7 -	7:47.299	+ 6:17.197	9:33:26.207	16 -	1:30.743	+ 0.641	9:48:49.406	
8 -	1:31.291	+ 1.189	9:34:57.498	17 -	1:31.351	+ 1.249	9:50:20.757	
9 -	1:41.796 P	+ 11.694	9:36:39.294					
<b>76</b>	<b>EDGE / CARPENTER</b>		C3 Jaguar E-Type					
1 -	1:42.540	+ 12.771	9:17:35.410	12 -	1:34.884	+ 5.115	9:36:40.711	
2 -	1:38.009	+ 8.240	9:19:13.419	13 -	1:30.984	+ 1.215	9:38:11.695	
3 -	1:33.057	+ 3.288	9:20:46.476	14 -	1:31.228	+ 1.459	9:39:42.923	
4 -	1:31.486	+ 1.717	9:22:17.962	15 -	1:30.901	+ 1.132	9:41:13.824	
5 -	1:34.491	+ 4.722	9:23:52.453	16 -	1:29.868	+ 0.099	9:42:43.692	
6 -	1:31.561	+ 1.792	9:25:24.014	17 -	1:30.217	+ 0.448	9:44:13.909	
7 -	1:32.663	+ 2.894	9:26:56.677	18 -	1:29.846	+ 0.077	9:45:43.755	
8 -	1:30.592	+ 0.823	9:28:27.269	19 -	1:29.843	+ 0.074	9:47:13.598	
9 -	1:31.358	+ 1.589	9:29:58.627	20 -	<b>1:29.769</b>		<b>9:48:43.367</b>	
10 -	1:39.593 P	+ 9.824	9:31:38.220	21 -	1:30.797	+ 1.028	9:50:14.164	

Car No's 47, 75, 86 &amp; 87 need working transponders - Q.12.2.1.

Weather / Track : Cloudy / Dry

Donington Park National  
Circuit Length = 1.9791 miles  
Start: 09:15 End: 09:52

## Gentlemen Drivers

## QUALIFYING - RACE 4 - LAP ANALYSIS

11 -	3:27.607	+ 1:57.838	9:35:05.827				
<b>77</b>	<b>BLOOHN / NUNN</b>		Inv TVR Griffith				
1 -	1:34.604	+ 11.646	9:17:01.898	13 -	1:27.958	+ 5.000	9:36:09.096
2 -	1:30.665	+ 7.707	9:18:32.563	14 -	1:24.140	+ 1.182	9:37:33.236
3 -	1:26.444	+ 3.486	9:19:59.007	15 -	1:24.160	+ 1.202	9:38:57.396
4 -	1:27.245	+ 4.287	9:21:26.252	16 -	1:25.308	+ 2.350	9:40:22.704
5 -	1:25.588	+ 2.630	9:22:51.840	17 -	1:23.323	+ 0.365	9:41:46.027
6 -	1:24.527	+ 1.569	9:24:16.367	18 -	1:24.365	+ 1.407	9:43:10.392
7 -	1:24.181	+ 1.223	9:25:40.548	19 -	1:24.359	+ 1.401	9:44:34.751
8 -	1:24.072	+ 1.114	9:27:04.620	20 -	<b>1:22.958</b>		<b>9:45:57.709</b>
9 -	1:31.349 P	+ 8.391	9:28:35.969	21 -	1:23.472	+ 0.514	9:47:21.181
10 -	3:12.577	+ 1:49.619	9:31:48.546	22 -	1:24.079	+ 1.121	9:48:45.260
11 -	1:26.931	+ 3.973	9:33:15.477	23 -	1:26.170	+ 3.212	9:50:11.430
12 -	1:25.661	+ 2.703	9:34:41.138	24 -	1:23.821	+ 0.863	9:51:35.251
<b>79</b>	<b>McINERNEY S / McINERNEY M</b>		C3 TVR Griffith				
1 -	1:29.881	+ 9.916	9:17:07.800	12 -	1:23.506	+ 3.541	9:35:16.507
2 -	1:23.938	+ 3.973	9:18:31.738	13 -	1:24.247	+ 4.282	9:36:40.754
3 -	1:22.189	+ 2.224	9:19:53.927	14 -	1:23.520	+ 3.555	9:38:04.274
4 -	<b>1:19.965</b>		<b>9:21:13.892</b>	15 -	1:24.165	+ 4.200	9:39:28.439
5 -	1:25.378	+ 5.413	9:22:39.270	16 -	1:23.110	+ 3.145	9:40:51.549
6 -	1:20.291	+ 0.326	9:23:59.561	17 -	1:23.394	+ 3.429	9:42:14.943
7 -	1:20.972	+ 1.007	9:25:20.533	18 -	1:23.511	+ 3.546	9:43:38.454
8 -	1:20.400	+ 0.435	9:26:40.933	19 -	1:23.756	+ 3.791	9:45:02.210
9 -	1:34.846 P	+ 14.881	9:28:15.779	20 -	1:27.368	+ 7.403	9:46:29.578
10 -	4:11.336	+ 2:51.371	9:32:27.115	21 -	1:23.014	+ 3.049	9:47:52.592
11 -	1:25.886	+ 5.921	9:33:53.001	22 -	1:42.419 P	+ 22.454	9:49:35.011
<b>80</b>	<b>BEIGHTON / WATTS</b>		C3 Sunbeam Le Mans Tiger				
1 -	1:43.693	+ 22.440	9:17:42.853	10 -	1:38.919	+ 17.666	9:35:32.621
2 -	1:34.211	+ 12.958	9:19:17.064	11 -	1:22.446	+ 1.193	9:36:55.067
3 -	1:27.854	+ 6.601	9:20:44.918	12 -	1:21.808	+ 0.555	9:38:16.875
4 -	1:30.107	+ 8.854	9:22:15.025	13 -	1:33.738 P	+ 12.485	9:39:50.613
5 -	1:30.021 P	+ 8.768	9:23:45.046	14 -	3:30.140	+ 2:08.887	9:43:20.753
6 -	5:56.818	+ 4:35.565	9:29:41.864	15 -	1:21.716	+ 0.463	9:44:42.469
7 -	1:23.216	+ 1.963	9:31:05.080	16 -	1:21.702	+ 0.449	9:46:04.171
8 -	1:24.478	+ 3.225	9:32:29.558	17 -	<b>1:21.253</b>		<b>9:47:25.424</b>
9 -	1:24.144	+ 2.891	9:33:53.702	18 -	1:34.687 P	+ 13.434	9:49:00.111
<b>81</b>	<b>TANDY / TWYMAN</b>		C3 Jaguar E-Type				
1 -	1:40.719	+ 15.495	9:17:31.506	9 -	1:30.354	+ 5.130	9:31:43.191
2 -	1:29.213	+ 3.989	9:19:00.719	10 -	1:27.499	+ 2.275	9:33:10.690
3 -	1:26.382	+ 1.158	9:20:27.101	11 -	1:26.297	+ 1.073	9:34:36.987
4 -	1:26.074	+ 0.850	9:21:53.175	12 -	1:30.703 P	+ 5.479	9:36:07.690
5 -	<b>1:25.224</b>		<b>9:23:18.399</b>	13 -	4:37.012	+ 3:11.788	9:40:44.702
6 -	1:29.709 P	+ 4.485	9:24:48.108	14 -	1:26.270	+ 1.046	9:42:10.972
7 -	3:55.240	+ 2:30.016	9:28:43.348	15 -	1:26.694	+ 1.470	9:43:37.666
8 -	1:29.489	+ 4.265	9:30:12.837	16 -	1:30.789 P	+ 5.565	9:45:08.455
<b>82</b>	<b>Mark WILLIAMS</b>		C3 AC Cobra				
1 -	1:35.626	+ 12.630	9:17:16.659	8 -	6:23.468	+ 5:00.472	9:32:10.620
2 -	1:29.255	+ 6.259	9:18:45.914	9 -	1:26.212	+ 3.216	9:33:36.832
3 -	1:25.443	+ 2.447	9:20:11.357	10 -	1:23.640	+ 0.644	9:35:00.472
4 -	1:23.820	+ 0.824	9:21:35.177	11 -	1:23.562	+ 0.566	9:36:24.034
5 -	1:24.631	+ 1.635	9:22:59.808	12 -	1:23.013	+ 0.017	9:37:47.047
6 -	1:24.348	+ 1.352	9:24:24.156	13 -	1:47.194 P	+ 24.198	9:39:34.241
7 -	<b>1:22.996</b>		<b>9:25:47.152</b>				
<b>86</b>	<b>COOKE / DOWD</b>		C3 Shelby Mustang GT350				
1 -	1:40.652	+ 13.503	9:17:12.423	7 -	9:04.711	+ 7:37.562	9:35:42.030
2 -	1:33.183	+ 6.034	9:18:45.606	8 -	1:27.466	+ 0.317	9:37:09.496
3 -	1:33.800	+ 6.651	9:20:19.406	9 -	<b>1:27.149</b>		<b>9:38:36.645</b>

Car No's 47, 75, 86 &amp; 87 need working transponders - Q.12.2.1.

Weather / Track : Cloudy / Dry

Donington Park National  
Circuit Length = 1.9791 miles  
Start: 09:15 End: 09:52

## Gentlemen Drivers

## QUALIFYING - RACE 4 - LAP ANALYSIS

4 -	1:33.535	+ 6.386	9:21:52.941	10 -	1:28.172	+ 1.023	9:40:04.817
5 -	1:46.213 P	+ 19.064	9:23:39.154	11 -	1:27.815	+ 0.666	9:41:32.632
6 -	2:58.165	+ 1:31.016	9:26:37.319	12 -	1:37.290 P	+ 10.141	9:43:09.922
<b>87</b>	<b>MONTEVERDE / PEARSON</b>		C3 AC Cobra				
1 -	1:37.830	+ 15.926	9:17:31.704	11 -	1:24.194	+ 2.290	9:36:15.410
2 -	1:27.800	+ 5.896	9:18:59.504	12 -	2:47.814	+ 1:25.910	9:39:03.224
3 -	1:23.692	+ 1.788	9:20:23.196	13 -	1:23.173	+ 1.269	9:40:26.397
4 -	1:22.852	+ 0.948	9:21:46.048	14 -	1:25.096	+ 3.192	9:41:51.493
5 -	<b>1:21.904</b>		<b>9:23:07.952</b>	15 -	1:25.904	+ 4.000	9:43:17.397
6 -	1:22.071	+ 0.167	9:24:30.023	16 -	1:22.301	+ 0.397	9:44:39.698
7 -	1:22.107	+ 0.203	9:25:52.130	17 -	1:23.497	+ 1.593	9:46:03.195
8 -	1:28.431 P	+ 6.527	9:27:20.561	18 -	1:24.230	+ 2.326	9:47:27.425
9 -	5:00.866 P	+ 3:38.962	9:32:21.427	19 -	1:25.052	+ 3.148	9:48:52.477
10 -	2:29.789	+ 1:07.885	9:34:51.216	20 -	1:27.843 P	+ 5.939	9:50:20.320
<b>93</b>	<b>Richard LAWSON</b>		C1 MG B				
1 -	1:45.611	+ 13.782	9:17:42.528	12 -	1:36.276	+ 4.447	9:35:16.542
2 -	1:37.233	+ 5.404	9:19:19.761	13 -	1:33.240	+ 1.411	9:36:49.782
3 -	1:38.377	+ 6.548	9:20:58.138	14 -	1:32.403	+ 0.574	9:38:22.185
4 -	1:36.063	+ 4.234	9:22:34.201	15 -	1:32.187	+ 0.358	9:39:54.372
5 -	1:35.480	+ 3.651	9:24:09.681	16 -	1:33.130	+ 1.301	9:41:27.502
6 -	1:35.831	+ 4.002	9:25:45.512	17 -	1:32.819	+ 0.990	9:43:00.321
7 -	1:34.208	+ 2.379	9:27:19.720	18 -	1:39.885 P	+ 8.056	9:44:40.206
8 -	1:34.692	+ 2.863	9:28:54.412	19 -	3:47.723	+ 2:15.894	9:48:27.929
9 -	1:36.894	+ 5.065	9:30:31.306	20 -	1:31.898	+ 0.069	9:49:59.827
10 -	1:34.774	+ 2.945	9:32:06.080	21 -	<b>1:31.829</b>		<b>9:51:31.656</b>
11 -	1:34.186	+ 2.357	9:33:40.266				
<b>97</b>	<b>ATKINS / BARFF</b>		C2 Lotus Elan 26R				
1 -	1:47.904	+ 25.344	9:17:21.666	12 -	3:12.844	+ 1:50.284	9:36:39.052
2 -	1:37.882	+ 15.322	9:18:59.548	13 -	1:25.906	+ 3.346	9:38:04.958
3 -	1:36.180	+ 13.620	9:20:35.728	14 -	1:25.728	+ 3.168	9:39:30.686
4 -	1:34.644	+ 12.084	9:22:10.372	15 -	1:28.109	+ 5.549	9:40:58.795
5 -	1:35.016	+ 12.456	9:23:45.388	16 -	1:24.326	+ 1.766	9:42:23.121
6 -	1:35.827	+ 13.267	9:25:21.215	17 -	1:24.434	+ 1.874	9:43:47.555
7 -	1:36.072	+ 13.512	9:26:57.287	18 -	1:24.228	+ 1.668	9:45:11.783
8 -	1:35.281	+ 12.721	9:28:32.568	19 -	1:23.612	+ 1.052	9:46:35.395
9 -	1:34.156	+ 11.596	9:30:06.724	20 -	1:22.623	+ 0.063	9:47:58.018
10 -	1:37.692	+ 15.132	9:31:44.416	21 -	1:25.029	+ 2.469	9:49:23.047
11 -	1:41.792 P	+ 19.232	9:33:26.208	22 -	<b>1:22.560</b>		<b>9:50:45.607</b>

Car No's 47, 75, 86 &amp; 87 need working transponders - Q.12.2.1.

Weather / Track : Cloudy / Dry

Donington Park National  
Circuit Length = 1.9791 miles  
Start: 09:15 End: 09:52

# Gentlemen Drivers

## RACE 4 - GRID

ROW 16	1:36.143 38 Harvey WOODS		
ROW 15	1:31.829 93 Richard LAWSON	1:32.381 74 AYLETT / FARRALL	
ROW 14	1:30.102 75 Rory HENDERSON	1:31.341 22 GOMM / KEITH-LUCAS	
ROW 13	1:27.897 62 JAMES / WEST	1:29.769 76 EDGE / CARPENTER	
ROW 12	1:27.149 86 COOKE / DOWD	1:27.308 17 Gavin HENDERSON	
ROW 11	1:26.214 73 CLARKSON / WILLIAMS	1:26.455 61 OREBI GANN / BOURNE	
ROW 10	1:25.189 1 TICE / CONOLEY	1:25.224 81 TANDY / TWYMAN	
ROW 9	1:24.498 72 Jamie BOOT	1:25.132 29 AHLERS / BELLINGER	
ROW 8	1:23.914 47 Chris SCRAGG	1:23.983 20 HALSTEAD / McPHERSON	
ROW 7	1:22.958 77 BLOOHN / NUNN	1:22.996 82 Mark WILLIAMS	
ROW 6	1:22.560 97 ATKINS / BARFF	1:22.801 48 SCHRYVER / HADFIELD	
ROW 5	1:22.243 36 WALKER / FLUX	1:22.481 64 WRIGHT / WILKINSON Snr	
ROW 4	1:21.253 80 BEIGHTON / WATTS	1:21.904 87 MONTEVERDE / PEARSON	
ROW 3	1:20.526 2 VOYAZIDES / HADFIELD	1:20.981 63 Martin STRETTON	
ROW 2	1:20.126 46 WHITAKER / REUBEN	1:20.328 19 CHILES Snr / CHILES Jnr	
ROW 1	1:19.479 37 Rob HALL	1:19.965 79 McINERNEY S / McINERNEY M	

**Pole**

Donington Park National  
Circuit Length = 1.9791 miles

**These results are provisional until the conclusion of any judicial and technical matters.**

Clerk of Course :		Timekeeper :
-------------------	--	--------------

# Gentlemen Drivers

## RACE 4 - CLASSIFICATION - 45 Minutes

POS	NO	CL	NAME	ENTRY	LAPS	TIME	GAP	DIFF	MPH	BEST	ON
1	37	C3	Rob HALL	AC Cobra	32	43:44.196			86.87	1:20.536	15
2	87	C3	PEARSON / MONTEVERDE	AC Cobra	32	44:35.659	51.463	51.463	85.20	1:22.309	14
3	63	C2	Martin STRETTON	Lotus Elan 26R	32	44:41.759	57.563	6.100	85.01	1:22.086	14
4	36	C2	WALKER / FLUX	Lotus Elan 26R	31	43:38.424	1 lap	1 lap	84.34	1:23.613	21
5	2	C3	HADFIELD / VOYAZIDES	AC Cobra	31	43:44.957	1 lap	6.533	84.14	1:20.829	12
6	48	C2	SCHRYVER / HADFIELD	Lotus Elan 26R	31	44:05.189	1 lap	20.232	83.49	1:24.155	4
7	77	Inv	BLOOHN / NUNN	TVR Griffith	31	44:18.372	1 lap	13.183	83.08	1:23.905	19
8	47	C3	Chris SCRAGG	Jaguar E-Type	31	44:19.208	1 lap	0.836	83.05	1:24.058	31
9	19	C3	CHILES Snr / CHILES Jnr	AC Cobra	31	44:24.435	1 lap	5.227	82.89	1:21.994	3
10	20	C1	HALSTEAD / McPHERSON	Lotus Elan S1	31	44:32.299	1 lap	7.864	82.64	1:23.519	11
11	81	C3	TANDY / TWYMAN	Jaguar E-Type	31	44:32.855	1 lap	0.556	82.63	1:24.351	21
12	80	C3	BEIGHTON / WATTS	Sunbeam Le Mans Tiger	31	44:43.504	1 lap	10.649	82.30	1:21.663	3
13	72	C3	Jamie BOOT	Jaguar E-Type	31	44:52.198	1 lap	8.694	82.03	1:25.139	29
14	46	C3	WHITAKER / REUBEN	TVR Griffith	30	42:43.462	2 laps	1 lap	83.37	1:21.533	12
15	82	C3	Mark WILLIAMS	AC Cobra	30	43:48.366	2 laps	1:04.904	81.32	1:23.136	18
16	29	C2	AHLERS / BELLINGER	Morgan Plus 4 SLR	30	44:27.514	2 laps	39.148	80.12	1:27.508	19
17	79	C3	McINERNEY M / McINERNEY S	TVR Griffith	30	44:30.003	2 laps	2.489	80.05	1:21.640	29
18	73	C2	CLARKSON / WILLIAMS	Austin Healey 3000 Mk1	30	44:49.530	2 laps	19.527	79.47	1:28.060	30
19	61	C2	BOURNE / OREBI GANN	Morgan SLR	29	43:52.964	3 laps	1 lap	78.47	1:28.436	24
20	1	C2	TICE / CONOLEY	Marcos 1800GT	29	44:02.484	3 laps	9.520	78.18	1:25.602	13
21	17	C3	Gavin HENDERSON	AC Cobra	29	44:08.411	3 laps	5.927	78.01	1:28.155	24
22	22	C3	KEITH-LUCAS / GOMM	Jaguar E-Type Low Drag Coupe	29	44:27.185	3 laps	18.774	77.46	1:29.214	23
23	86	C3	COOKE / DOWD	Shelby Mustang GT350	29	44:35.758	3 laps	8.573	77.21	1:30.330	5
24	75	C2	Rory HENDERSON	Austin Healey 3000 MkII	29	44:48.661	3 laps	12.903	76.84	1:30.557	16
25	93	C1	Richard LAWSON	MG B	29	44:52.961	3 laps	4.300	76.72	1:30.912	21
26	64	C3	WILKINSON Snr / WRIGHT	Jaguar E-Type	28	43:09.496	4 laps	1 lap	77.03	1:23.158	22
27	76	C3	CARPENTER / EDGE	Jaguar E-Type	28	44:07.439	4 laps	57.943	75.35	1:29.758	17
28	38	C1	Harvey WOODS	MG B	27	43:35.258	5 laps	1 lap	73.55	1:34.906	21
29	74	C1	FARRALL / AYLETT	Diva GT	27	43:44.897	5 laps	9.639	73.28	1:30.087	23
30	97	C2	ATKINS / BARFF	Lotus Elan 26R	27	44:18.363	5 laps	33.466	72.36	1:24.485	27
31	62	C3	JAMES / WEST	Sunbeam Tiger	26	40:39.154	6 laps	1 lap	75.94	1:29.738	8

### FASTEST LAP

37	C3	Rob HALL	AC Cobra	15	1:20.536	88.46 mph	142.37 kph
63	C2	Martin STRETTON	Lotus Elan 26R	14	1:22.086	86.79 mph	139.68 kph
20	C1	HALSTEAD / McPHERSON	Lotus Elan S1	11	1:23.519	85.30 mph	137.28 kph
77	Inv	BLOOHN / NUNN	TVR Griffith	19	1:23.905	84.91 mph	136.65 kph

Weather / Track : Cloudy / Dry

These results are provisional until the conclusion of any judicial and technical matters.

Donington Park National  
Circuit Length = 1.9791 miles  
Start: 17:33 End: 00:00

Clerk of Course :	Timekeeper :
-------------------	--------------

# Gentlemen Drivers

## RACE 4 - CLASSIFICATION

POS	NO	CL	NAME	ENTRY	LAPS	TIME	GAP	DIFF	MPH	BEST	ON
1	37	C3	Rob HALL	AC Cobra	65	1:30:33.054			85.23	1:20.536	15
2	2	C3	HADFIELD / VOYAZIDES	AC Cobra	65	1:30:56.016	22.962	22.962	84.87	1:20.829	12
3	19	C3	CHILES Snr / CHILES Jnr	AC Cobra	65	1:30:58.461	25.407	2.445	84.84	1:21.054	65
4	63	C2	Martin STRETTON	Lotus Elan 26R	64	1:30:49.320	1 lap	1 lap	83.67	1:22.086	14
5	36	C2	WALKER / FLUX	Lotus Elan 26R	64	1:31:00.369	1 lap	11.049	83.50	1:22.375	59
6	87	C3	PEARSON / MONTEVERDE	AC Cobra	64	1:31:08.437	1 lap	8.068	83.38	1:22.309	14
7	48	C2	SCHRYVER / HADFIELD	Lotus Elan 26R	64	1:31:24.165	1 lap	15.728	83.14	1:22.317	62
8	82	C3	Mark WILLIAMS	AC Cobra	63	1:30:55.715	2 laps	1 lap	82.27	1:23.136	18
9	77	Inv	BLOOHN / NUNN	TVR Griffith	62	1:30:09.261	3 laps	1 lap	81.66	1:23.753	37
10	72	C3	Jamie BOOT	Jaguar E-Type	62	1:30:40.274	3 laps	31.013	81.19	1:23.936	52
11	29	C2	AHLERS / BELLINGER	Morgan Plus 4 SLR	61	1:30:47.409	4 laps	1 lap	79.78	1:25.595	44
12	1	C2	TICE / CONOLEY	Marcos 1800GT	61	1:30:58.404	4 laps	10.995	79.62	1:25.602	13
13	73	C2	CLARKSON / WILLIAMS	Austin Healey 3000 Mk1	60	1:30:57.314	5 laps	1 lap	78.33	1:28.060	30
14	61	C2	BOURNE / OREBI GANN	Morgan SLR	60	1:31:00.040	5 laps	2.726	78.29	1:27.527	43
15	79	C3	McINERNEY M / McINERNEY S	TVR Griffith	60	1:31:09.847	5 laps	9.807	78.15	1:20.424	38
16	97	C2	ATKINS / BARFF	Lotus Elan 26R	60	1:31:10.758	5 laps	0.911	78.13	1:23.176	55
17	17	C3	Gavin HENDERSON	AC Cobra	60	1:31:18.817	5 laps	8.059	78.02	1:26.119	58
18	75	C2	Rory HENDERSON	Austin Healey 3000 MkII	59	1:32:01.372	6 laps	1 lap	76.13	1:29.328	47
19	76	C3	CARPENTER / EDGE	Jaguar E-Type	58	1:30:34.104	7 laps	1 lap	76.04	1:27.135	58
20	93	C1	Richard LAWSON	MG B	58	1:30:51.239	7 laps	17.135	75.80	1:30.834	30
21	74	C1	FARRALL / AYLETT	Diva GT	58	1:31:07.787	7 laps	16.548	75.57	1:29.738	50
22	20	C1	HALSTEAD / McPHERSON	Lotus Elan S1	56	1:21:59.559	9 laps	2 laps	81.10	1:23.172	46
23	38	C1	Harvey WOODS	MG B	56	1:30:45.407	9 laps	8:45.848	73.26	1:33.054	51
24	86	C3	COOKE / DOWD	Shelby Mustang GT350	54	1:31:05.352	11 laps	2 laps	70.39	1:28.948	54
25	80	C3	BEIGHTON / WATTS	Sunbeam Le Mans Tiger	53	1:30:43.707	12 laps	1 lap	69.36	1:21.663	3

### NOT CLASSIFIED

DNC	22	C3	KEITH-LUCAS / GOMM	Jaguar E-Type Low Drag Coupe	51	1:24:46.170	14 laps	2 laps	71.44	1:28.611	46
DNC	81	C3	TANDY / TWYMAN	Jaguar E-Type	44	1:04:53.978	21 laps	7 laps	80.50	1:24.351	21
DNC	47	C3	Chris SCRAGG	Jaguar E-Type	41	59:50.350	24 laps	3 laps	81.35	1:24.058	31
DNC	46	C3	WHITAKER / REUBEN	TVR Griffith	31	45:55.758	34 laps	10 laps	80.14	1:21.533	12
DNC	64	C3	WILKINSON Snr / WRIGHT	Jaguar E-Type	28	43:09.496	37 laps	3 laps	77.03	1:23.158	22
DNC	62	C3	JAMES / WEST	Sunbeam Tiger	26	40:39.154	39 laps	2 laps	75.94	1:29.738	8

### FASTEST LAP

79	C3	McINERNEY M / McINERNEY S	TVR Griffith	38	1:20.424	88.58 mph	142.56 kph
63	C2	Martin STRETTON	Lotus Elan 26R	14	1:22.086	86.79 mph	139.68 kph
20	C1	HALSTEAD / McPHERSON	Lotus Elan S1	46	1:23.172	85.66 mph	137.85 kph
77	Inv	BLOOHN / NUNN	TVR Griffith	37	1:23.753	85.06 mph	136.90 kph

Weather / Track : Cloudy / Dry

These results are provisional until the conclusion of any judicial and technical matters.

Donington Park National  
Circuit Length = 1.9791 miles  
Start: 17:33 End: 19:05

Clerk of Course :	Timekeeper :
-------------------	--------------

# Gentlemen Drivers

## RACE 4 - LAP CHART

Lap 1			Lap 2			Lap 3			Lap 4			Lap 5		
No	Behind	Laptime	No	Behind	Laptime	No	Behind	Laptime	No	Behind	Laptime	No	Behind	Laptime
37		1:23.850	46		1:21.734	37		1:21.282	37		1:21.968	37		1:21.466
46	0.579	1:24.429	37	0.130	1:22.443	46	0.641	1:22.053	46	0.452	1:21.779	46	1.511	1:22.525
2	1.916	1:25.766	2	2.077	1:22.474	2	2.645	1:21.980	2	1.864	1:21.187	2	1.526	1:21.128
87	2.914	1:26.764	19	4.830	1:23.442	19	5.412	1:21.994	19	5.986	1:22.542	19	7.511	1:22.991
19	3.701	1:27.551	80	5.464	1:22.944	80	5.715	1:21.663	80	6.219	1:22.472	80	7.682	1:22.929
36	4.381	1:28.231	87	6.196	1:25.595	87	9.242	1:24.458	87	10.582	1:23.308	87	12.462	1:23.346
80	4.833	1:28.683	36	7.342	1:25.274	36	9.692	1:23.762	63	11.767	1:23.951	63	13.137	1:22.836
63	5.233	1:29.083	63	7.961	1:25.041	63	9.784	1:23.235	36	11.931	1:24.207	36	14.181	1:23.716
48	6.029	1:29.879	48	8.259	1:24.543	48	11.686	1:24.839	48	13.873	1:24.155	48	17.176	1:24.769
77	7.561	1:31.411	77	9.273	1:24.025	77	12.249	1:24.388	77	14.825	1:24.544	77	18.253	1:24.894
47	8.968	1:32.818	82	12.653	1:24.292	82	15.634	1:24.393	82	17.058	1:23.392	82	19.477	1:23.885
81	10.362	1:34.212	47	13.248	1:26.593	79	17.129	1:24.394	79	19.054	1:23.893	79	21.343	1:23.755
82	10.674	1:34.524	79	14.147	1:24.526	47	19.288	1:27.452	47	23.642	1:26.322	20	28.188	1:25.307
20	11.587	1:35.437	81	15.025	1:26.976	20	20.658	1:26.351	20	24.347	1:25.657	47	28.485	1:26.309
72	11.894	1:35.744	20	15.719	1:26.445	81	20.967	1:27.354	81	24.851	1:25.852	81	29.144	1:25.759
79	11.934	1:35.784	1	17.381	1:27.065	1	22.388	1:26.419	1	26.550	1:26.130	1	31.339	1:26.255
1	12.629	1:36.479	72	18.346	1:28.765	72	24.251	1:27.317	72	28.538	1:26.255	72	33.747	1:26.675
64	14.473	1:38.323	73	23.875	1:30.957	73	32.103	1:29.640	73	39.072	1:28.937	73	46.339	1:28.733
73	15.231	1:39.081	64	24.522	1:32.362	29	32.308	1:29.005	29	39.387	1:29.047	29	46.658	1:28.737
29	15.572	1:39.422	29	24.715	1:31.456	64	35.086	1:31.976	64	43.089	1:29.971	64	51.281	1:29.658
86	17.354	1:41.204	86	25.793	1:30.752	86	35.681	1:31.300	86	44.457	1:30.744	86	53.321	1:30.330
61	17.370	1:41.220	62	26.238	1:30.855	62	36.131	1:31.305	62	44.814	1:30.651	62	53.830	1:30.482
62	17.696	1:41.546	61	27.566	1:32.509	61	38.406	1:32.252	61	47.604	1:31.166	61	56.318	1:30.180
76	19.899	1:43.749	17	33.206	1:35.083	17	44.038	1:32.244	17	53.727	1:31.657	17	1:03.696	1:31.435
17	20.436	1:44.286	76	34.271	1:36.685	76	46.629	1:33.770	76	56.597	1:31.936	76	1:06.935	1:31.804
22	21.358	1:45.208	22	34.662	1:35.617	22	46.668	1:33.418	74	58.307	1:32.117	74	1:07.545	1:30.704
93	22.141	1:45.991	75	35.674	1:35.411	75	47.534	1:33.272	22	58.887	1:34.187	22	1:09.052	1:31.631
75	22.576	1:46.426	74	37.221	1:33.042	74	48.158	1:32.349	75	59.348	1:33.782	75	1:09.938	1:32.056
97	24.798	1:48.648	93	38.353	1:38.525	93	49.620	1:32.679	93	1:00.546	1:32.894	93	1:11.875	1:32.795
74	26.492	1:50.342	97	38.948	1:36.463	97	52.168	1:34.632	97	1:04.571	1:34.371	97	1:17.325	1:34.220
38	28.022	1:51.872	38	41.685	1:35.976	38	56.221	1:35.948	38	1:10.231	1:35.978			

Weather / Track : Cloudy / Dry

Donington Park National  
Circuit Length = 1.9791 miles  
Start: 17:33 End: 19:05

# Gentlemen Drivers

## RACE 4 - LAP CHART

Lap 6			Lap 7			Lap 8			Lap 9			Lap 10		
No	Behind	Laptime	No	Behind	Laptime	No	Behind	Laptime	No	Behind	Laptime	No	Behind	Laptime
37		1:21.485	37		1:22.239	2		1:22.904	2		1:22.881	37		1:21.532
2	1.302	1:21.261	2	0.273	1:21.210	37	0.417	1:23.594	37	0.233	1:22.697	2	0.542	1:22.307
46	2.619	1:22.593	93	1 LAP	1:32.238	46	3.767	1:24.194	61	1 LAP	1:30.935	64	1 LAP	1:31.875
38	1 LAP	1:36.958	46	2.750	1:22.370	76	1 LAP	1:33.639	46	3.959	1:23.073	62	1 LAP	1:31.532
80	9.519	1:23.322	80	10.460	1:23.180	74	1 LAP	1:33.761	17	1 LAP	1:32.155	46	6.451	1:24.257
19	9.676	1:23.650	19	11.271	1:23.834	22	1 LAP	1:33.060	80	10.839	1:23.946	80	11.907	1:22.833
87	14.251	1:23.274	97	1 LAP	1:37.828	75	1 LAP	1:33.457	19	12.548	1:24.201	61	1 LAP	1:33.618
63	14.879	1:23.227	87	15.283	1:23.271	93	1 LAP	1:32.086	76	1 LAP	1:32.109	86	1 LAP	1:34.787
36	16.442	1:23.746	63	15.824	1:23.184	80	9.774	1:22.491	22	1 LAP	1:32.195	19	15.175	1:24.392
48	20.542	1:24.851	36	18.035	1:23.832	19	11.228	1:23.134	74	1 LAP	1:32.796	17	1 LAP	1:32.517
82	21.868	1:23.876	38	1 LAP	1:36.520	87	15.729	1:23.623	87	16.238	1:23.390	87	18.986	1:24.513
77	22.235	1:25.467	82	23.241	1:23.612	63	16.230	1:23.583	63	17.100	1:23.751	63	19.539	1:24.204
79	23.459	1:23.601	48	23.615	1:25.312	36	18.752	1:23.894	75	1 LAP	1:33.299	36	23.314	1:25.566
20	32.851	1:26.148	79	26.386	1:25.166	97	1 LAP	1:36.158	93	1 LAP	1:32.857	76	1 LAP	1:32.676
47	33.683	1:26.683	77	27.296	1:27.300	82	24.854	1:24.790	36	19.513	1:23.642	74	1 LAP	1:32.790
81	34.432	1:26.773	20	35.230	1:24.618	48	25.916	1:25.478	82	25.316	1:23.343	22	1 LAP	1:33.092
1	35.947	1:26.093	47	37.450	1:26.006	79	27.941	1:24.732	48	27.900	1:24.865	82	28.161	1:24.610
72	38.211	1:25.949	81	38.913	1:26.720	77	29.410	1:25.291	79	30.224	1:25.164	75	1 LAP	1:32.629
73	53.954	1:29.100	1	39.554	1:25.846	38	1 LAP	1:37.324	77	33.130	1:26.601	93	1 LAP	1:32.980
29	54.134	1:28.961	72	42.051	1:26.079	20	37.530	1:25.477	97	1 LAP	1:36.667	48	31.224	1:25.089
64	1:00.666	1:30.870	29	1:01.328	1:29.433	47	39.624	1:25.351	20	40.048	1:25.399	77	37.647	1:26.282
62	1:04.938	1:32.593	73	1:01.722	1:30.007	81	40.125	1:24.389	47	42.179	1:25.436	79	38.197	1:29.738 P
86	1:06.103	1:34.267	64	1:09.302	1:30.875	1	42.318	1:25.941	81	42.965	1:25.721	20	44.671	1:26.388
61	1:06.787	1:31.954	62	1:12.478	1:29.779	72	45.206	1:26.332	1	45.351	1:25.914	47	46.037	1:25.623
17	1:12.916	1:30.705	86	1:14.401	1:30.537	29	1:06.071	1:27.920	38	1 LAP	1:37.239	81	47.050	1:25.850
76	1:17.232	1:31.782	61	1:15.706	1:31.158	73	1:07.790	1:29.245	72	48.407	1:26.082	1	50.165	1:26.579
74	1:17.831	1:31.771	17	1:21.142	1:30.465	64	1:15.345	1:29.220	29	1:11.651	1:28.461	72	53.216	1:26.574
22	1:19.125	1:31.558				62	1:19.039	1:29.738	73	1:14.140	1:29.231	97	1 LAP	1:37.897
75	1:19.998	1:31.545				86	1:22.350	1:31.126				38	1 LAP	1:36.046
												29	1:17.851	1:27.965

Weather / Track : Cloudy / Dry

Donington Park National  
 Circuit Length = 1.9791 miles  
 Start: 17:33 End: 19:05

**Gentlemen Drivers**  
**RACE 4 - LAP CHART**

Lap 11			Lap 12			Lap 13			Lap 14			Lap 15		
No	Behind	Laptime	No	Behind	Laptime	No	Behind	Laptime	No	Behind	Laptime	No	Behind	Laptime
37		1:21.217	37		1:20.631	2		1:21.100	2		1:21.684	2		1:21.227
73	1 LAP	1:28.907	2	0.689	1:20.829	37	0.190	1:21.979	79	1 LAP	1:26.977	37	0.477	1:20.536
2	0.491	1:21.166	29	1 LAP	1:28.345	97	2 LAPS	1:35.795	37	1.168	1:22.662	79	1 LAP	1:24.685
46	8.329	1:23.095	73	1 LAP	1:29.224	46	10.254	1:22.812	74	2 LAPS	1:32.789	74	2 LAPS	1:31.674
64	1 LAP	1:32.274	46	9.231	1:21.533	29	1 LAP	1:28.982	97	2 LAPS	1:33.448	46	16.872	1:25.341
80	14.178	1:23.488	80	16.761	1:23.214	38	2 LAPS	1:38.225	46	12.758	1:24.188	80	22.960	1:24.147
62	1 LAP	1:30.520	19	21.433	1:23.550	73	1 LAP	1:30.273	29	1 LAP	1:27.993	29	1 LAP	1:28.503
19	18.514	1:24.556	87	23.919	1:23.331	80	18.002	1:23.030	80	20.040	1:23.722	19	25.203	1:22.315
87	21.219	1:23.450	64	1 LAP	1:32.212	19	22.230	1:22.586	19	24.115	1:23.569	97	2 LAPS	1:35.586
61	1 LAP	1:30.056	62	1 LAP	1:30.986	87	25.108	1:22.978	73	1 LAP	1:29.860	87	27.210	1:22.704
63	22.689	1:24.367	63	25.644	1:23.586	63	27.272	1:23.417	87	25.733	1:22.309	63	28.873	1:22.426
86	1 LAP	1:33.885	36	30.993	1:24.835	64	1 LAP	1:29.612	63	27.674	1:22.086	73	1 LAP	1:28.770
36	26.789	1:24.692	61	1 LAP	1:30.616	62	1 LAP	1:30.031	38	2 LAPS	1:36.583	36	39.747	1:24.124
17	1 LAP	1:33.746	82	33.934	1:23.369	36	33.891	1:24.687	36	36.850	1:24.643	38	2 LAPS	1:35.607
82	31.196	1:24.252	86	1 LAP	1:31.388	82	37.034	1:24.889	82	39.827	1:24.477	82	42.633	1:24.033
76	1 LAP	1:31.750	17	1 LAP	1:30.531	61	1 LAP	1:30.342	64	1 LAP	1:31.375	64	1 LAP	1:30.315
48	37.015	1:27.008	48	41.184	1:24.800	48	46.443	1:27.048	62	1 LAP	1:31.921	62	1 LAP	1:30.177
22	1 LAP	1:32.120	77	46.544	1:25.653	86	1 LAP	1:32.578	61	1 LAP	1:29.417	48	54.994	1:25.620
75	1 LAP	1:31.992	76	1 LAP	1:32.396	17	1 LAP	1:30.441	48	50.601	1:25.842	61	1 LAP	1:30.290
77	41.522	1:25.092	22	1 LAP	1:30.776	77	49.682	1:24.927	77	55.407	1:27.409	77	1:01.800	1:27.620
93	1 LAP	1:32.552	75	1 LAP	1:32.047	20	57.260	1:26.583	86	1 LAP	1:30.674	20	1:05.132	1:25.818
20	46.973	1:23.519	20	52.466	1:26.124	76	1 LAP	1:33.221	17	1 LAP	1:30.130	86	1 LAP	1:31.914
47	49.929	1:25.109	93	1 LAP	1:32.386	47	59.340	1:26.580	20	1:00.541	1:24.965	47	1:06.670	1:25.303
81	50.904	1:25.071	47	54.549	1:25.251	22	1 LAP	1:33.171	47	1:02.594	1:24.938	81	1:07.875	1:25.453
1	55.064	1:26.116	81	55.546	1:25.273	81	1:00.013	1:26.256	81	1:03.649	1:25.320	17	1 LAP	1:32.467
72	58.285	1:26.286	1	1:00.610	1:26.177	75	1 LAP	1:32.640	22	1 LAP	1:30.895	1	1:18.136	1:28.802
74	1 LAP	1:57.702	72	1:03.687	1:26.033	93	1 LAP	1:32.527	76	1 LAP	1:32.574	22	1 LAP	1:31.348
97	1 LAP	1:34.408	74	1 LAP	1:32.797	1	1:04.423	1:25.602	1	1:10.561	1:27.822	72	1:19.681	1:27.717
79	1:12.735	1:55.755	79	1:17.661	1:25.557	72	1:08.238	1:26.340	75	1 LAP	1:32.489	76	1 LAP	1:32.777
38	1 LAP	1:37.237							72	1:13.191	1:26.637			
									93	1 LAP	1:31.840			

Weather / Track : Cloudy / Dry

Donington Park National  
Circuit Length = 1.9791 miles  
Start: 17:33 End: 19:05

**Gentlemen Drivers**  
**RACE 4 - LAP CHART**

Lap 16			Lap 17			Lap 18			Lap 19			Lap 20		
No	Behind	Laptime	No	Behind	Laptime	No	Behind	Laptime	No	Behind	Laptime	No	Behind	Laptime
2		1:21.780	2		1:21.773	2		1:21.774	2		1:21.531	37		1:21.735
37	0.288	1:21.591	1	1 LAP	1:26.695	37	0.425	1:20.839	37	0.682	1:21.788	2	0.161	1:22.578
75	2 LAPS	1:32.269	37	1.360	1:22.845	86	2 LAPS	1:30.887	61	2 LAPS	1:31.852	81	1 LAP	1:25.857
93	2 LAPS	1:32.481	72	1 LAP	1:27.601	17	2 LAPS	1:31.707	62	2 LAPS	1:33.773	64	2 LAPS	1:32.252
79	1 LAP	1:24.316	22	2 LAPS	1:31.028	1	1 LAP	1:26.040	38	3 LAPS	1:38.827	61	2 LAPS	1:29.075
46	21.415	1:26.323	76	2 LAPS	1:29.806	72	1 LAP	1:26.117	1	1 LAP	1:27.134	62	2 LAPS	1:32.001
80	23.699	1:22.519	79	1 LAP	1:25.196	22	2 LAPS	1:29.905	86	2 LAPS	1:31.486	1	1 LAP	1:26.346
19	25.920	1:22.497	75	2 LAPS	1:31.254	79	1 LAP	1:26.033	72	1 LAP	1:27.316	72	1 LAP	1:26.364
74	2 LAPS	1:32.218	93	2 LAPS	1:31.676	76	2 LAPS	1:30.551	17	2 LAPS	1:31.485	38	3 LAPS	1:35.671
87	28.711	1:23.281	80	24.529	1:22.603	75	2 LAPS	1:30.557	79	1 LAP	1:24.706	79	1 LAP	1:26.280
63	29.899	1:22.806	19	26.877	1:22.730	93	2 LAPS	1:31.361	22	2 LAPS	1:29.851	86	2 LAPS	1:31.647
29	1 LAP	1:29.529	46	26.901	1:27.259	80	25.577	1:22.822	76	2 LAPS	1:29.758	17	2 LAPS	1:31.184
97	2 LAPS	1:34.462	87	30.643	1:23.705	19	28.091	1:22.988	80	27.038	1:22.992	80	27.919	1:23.298
73	1 LAP	1:29.379	63	32.001	1:23.875	87	31.850	1:22.981	19	29.468	1:22.908	19	30.813	1:23.762
36	41.948	1:23.981	74	2 LAPS	1:32.996	63	33.206	1:22.979	75	2 LAPS	1:32.242	22	2 LAPS	1:30.260
82	44.209	1:23.356	29	1 LAP	1:27.781	46	34.875	1:29.748	87	32.849	1:22.530	87	33.334	1:22.902
38	2 LAPS	1:35.020	36	44.805	1:24.630	29	1 LAP	1:28.633	63	34.154	1:22.479	63	34.435	1:22.698
48	59.193	1:25.979	82	46.554	1:24.118	36	46.880	1:23.849	93	2 LAPS	1:32.349	75	2 LAPS	1:32.896
64	1 LAP	1:31.768	73	1 LAP	1:29.459	74	2 LAPS	1:31.968	46	43.395	1:30.051	93	2 LAPS	1:31.399
62	1 LAP	1:30.910	97	2 LAPS	1:35.217	82	47.916	1:23.136	36	50.273	1:24.924	46	48.407	1:27.429
61	1 LAP	1:29.226	48	1:03.315	1:25.895	73	1 LAP	1:29.449	82	50.619	1:24.234	36	51.809	1:23.953
77	1:05.244	1:25.224	38	2 LAPS	1:35.540	97	2 LAPS	1:33.624	29	1 LAP	1:28.466	82	53.416	1:25.214
20	1:07.855	1:24.503	77	1:09.535	1:26.064	48	1:07.021	1:25.480	74	2 LAPS	1:31.312	29	1 LAP	1:27.508
47	1:09.602	1:24.712	64	1 LAP	1:29.529	77	1:13.007	1:25.246	73	1 LAP	1:29.438	74	2 LAPS	1:31.305
81	1:12.329	1:26.234	20	1:11.184	1:25.102	20	1:16.228	1:26.818	48	1:10.114	1:24.624	73	1 LAP	1:29.823
86	1 LAP	1:31.746	62	1 LAP	1:32.093	47	1:17.794	1:26.329	77	1:15.381	1:23.905	48	1:12.901	1:25.204
17	1 LAP	1:29.744	47	1:13.239	1:25.410	64	1 LAP	1:31.472	97	2 LAPS	1:33.822	77	1:17.719	1:24.755
			61	1 LAP	1:31.508	81	1:19.884	1:26.544	20	1:19.643	1:24.946			
			81	1:15.114	1:24.558				47	1:20.894	1:24.631			

Weather / Track : Cloudy / Dry

Donington Park National  
Circuit Length = 1.9791 miles  
Start: 17:33 End: 19:05

# Gentlemen Drivers

## RACE 4 - LAP CHART

Lap 21			Lap 22			Lap 23			Lap 24			Lap 25		
No	Behind	Laptime	No	Behind	Laptime	No	Behind	Laptime	No	Behind	Laptime	No	Behind	Laptime
37		1:22.774	2		1:21.310	2		1:21.677	2		1:21.616	2		1:22.044
2	0.222	1:22.835	37	0.192	1:21.724	37	0.477	1:21.962	37	0.363	1:21.502	37	0.248	1:21.929
20	1 LAP	1:25.994	20	1 LAP	1:24.338	77	1 LAP	1:27.089	77	1 LAP	1:27.847	48	1 LAP	1:25.230
47	1 LAP	1:26.804	47	1 LAP	1:24.615	74	3 LAPS	1:32.634	20	1 LAP	1:26.317	77	1 LAP	1:25.482
76	3 LAPS	2:22.736	81	1 LAP	1:24.351	73	2 LAPS	1:29.654	47	1 LAP	1:25.908	20	1 LAP	1:24.907
81	1 LAP	1:24.570	76	3 LAPS	1:32.975	20	1 LAP	1:24.581	73	2 LAPS	1:30.629	47	1 LAP	1:24.320
97	3 LAPS	1:36.569	97	3 LAPS	1:32.638	47	1 LAP	1:24.421	81	1 LAP	1:25.139	81	1 LAP	1:24.738
64	2 LAPS	1:29.664	61	2 LAPS	1:29.236	81	1 LAP	1:25.281	74	3 LAPS	1:32.565	73	2 LAPS	1:28.537
61	2 LAPS	1:29.276	1	1 LAP	1:25.781	76	3 LAPS	1:31.897	64	3 LAPS	2:50.502	74	3 LAPS	1:30.332
1	1 LAP	1:26.932	64	2 LAPS	1:31.648 P	1	1 LAP	1:25.824	1	1 LAP	1:26.593	64	3 LAPS	1:23.158
72	1 LAP	1:26.256	72	1 LAP	1:25.821	72	1 LAP	1:26.784	76	3 LAPS	1:31.555	80	36.386	1:23.419
62	2 LAPS	1:32.500	79	1 LAP	1:25.853	61	2 LAPS	1:30.461	72	1 LAP	1:25.562	1	1 LAP	1:26.936
79	1 LAP	1:26.132	80	31.020	1:22.893	80	33.471	1:24.128	80	35.011	1:23.156	19	37.914	1:24.093
80	29.659	1:24.514	19	33.116	1:23.147	97	3 LAPS	1:35.669	19	35.865	1:22.844	72	1 LAP	1:27.385
86	2 LAPS	1:31.268	62	2 LAPS	1:32.834	79	1 LAP	1:26.230	79	1 LAP	1:27.957 P	87	41.648	1:23.229
19	31.501	1:23.462	87	36.291	1:23.567	19	34.637	1:23.198	87	40.463	1:23.201	63	42.850	1:23.796
17	2 LAPS	1:31.978	63	36.985	1:23.682	87	38.878	1:24.264	63	41.098	1:23.309	76	3 LAPS	1:32.899
38	3 LAPS	1:38.501	86	2 LAPS	1:32.164	63	39.405	1:24.097	61	2 LAPS	1:31.912	61	2 LAPS	1:29.362
87	34.256	1:23.696	17	2 LAPS	1:31.458	62	2 LAPS	1:33.435	97	3 LAPS	1:36.355	97	3 LAPS	1:36.045 P
63	34.835	1:23.174	38	3 LAPS	1:35.221	86	2 LAPS	1:30.473	62	2 LAPS	1:31.700	36	1:03.990	1:24.357
22	2 LAPS	1:30.559	22	2 LAPS	1:30.463	17	2 LAPS	1:30.061	17	2 LAPS	1:28.307	17	2 LAPS	1:29.412
75	2 LAPS	1:31.247	46	54.905	1:25.515	22	2 LAPS	1:30.049	86	2 LAPS	1:32.114	62	2 LAPS	1:32.405
46	50.922	1:25.289	36	55.754	1:24.638	36	58.225	1:24.148	36	1:01.677	1:25.068	46	1:07.999	1:26.461
93	2 LAPS	1:31.813	82	1:00.400	1:26.432	46	59.808	1:26.580	46	1:03.582	1:25.390	86	2 LAPS	1:31.743
36	52.648	1:23.613	75	2 LAPS	1:31.732	38	3 LAPS	1:35.174	22	2 LAPS	1:31.016	22	2 LAPS	1:29.214
82	55.500	1:24.858	93	2 LAPS	1:31.455	82	1:08.064	1:29.341 P	38	3 LAPS	1:34.906	82	1 LAP	2:48.341
29	1 LAP	1:27.925	29	1 LAP	1:27.607	75	2 LAPS	1:31.183	75	2 LAPS	1:31.115			
74	2 LAPS	1:31.471	48	1:18.630	1:25.118	93	2 LAPS	1:30.912	29	1 LAP	1:27.734			
48	1:15.044	1:24.917				29	1 LAP	1:27.699	93	2 LAPS	1:31.923			
73	1 LAP	1:29.521				48	1:21.461	1:24.508						
77	1:19.068	1:24.123												

Weather / Track : Cloudy / Dry

Donington Park National  
Circuit Length = 1.9791 miles  
Start: 17:33 End: 19:05

# Gentlemen Drivers

## RACE 4 - LAP CHART

Lap 26			Lap 27			Lap 28			Lap 29			Lap 30		
No	Behind	Laptime	No	Behind	Laptime	No	Behind	Laptime	No	Behind	Laptime	No	Behind	Laptime
37		1:21.768	2		1:22.380	2		1:21.192	37		1:22.093	37		1:22.523
2	0.227	1:22.243	86	3 LAPS	1:33.678	37	0.696	1:21.785	2	0.462	1:23.251 P	76	4 LAPS	1:31.106
29	2 LAPS	1:28.474	37	0.103	1:22.710	22	3 LAPS	1:30.572	46	1 LAP	1:29.657	82	2 LAPS	1:24.310
48	1 LAP	1:25.571	48	1 LAP	1:24.967	86	3 LAPS	1:32.792	17	3 LAPS	1:30.712	46	1 LAP	1:27.857
38	4 LAPS	1:36.734	29	2 LAPS	1:27.931	62	3 LAPS	1:39.924	48	1 LAP	1:25.060	17	3 LAPS	1:28.579
75	3 LAPS	1:33.042	77	1 LAP	1:24.632	48	1 LAP	1:24.721	22	3 LAPS	1:31.251	48	1 LAP	1:24.613
93	3 LAPS	1:31.561	75	3 LAPS	1:33.172	29	2 LAPS	1:27.540	86	3 LAPS	1:31.042	22	3 LAPS	1:30.721
77	1 LAP	1:25.170	93	3 LAPS	1:33.075	97	5 LAPS	3:21.644	29	2 LAPS	1:28.351	97	5 LAPS	1:27.060
47	1 LAP	1:24.330	47	1 LAP	1:25.531	77	1 LAP	1:24.929	97	5 LAPS	1:27.818	77	1 LAP	1:26.558
20	1 LAP	1:25.674	38	4 LAPS	1:36.069	47	1 LAP	1:24.838	77	1 LAP	1:25.189	86	3 LAPS	1:33.256
81	1 LAP	1:25.279	20	1 LAP	1:25.953	81	1 LAP	1:28.452	47	1 LAP	1:24.392	47	1 LAP	1:27.790
73	2 LAPS	1:28.696	81	1 LAP	1:25.227	75	3 LAPS	1:32.990	81	1 LAP	1:25.067	29	2 LAPS	1:30.902
74	3 LAPS	1:30.087	73	2 LAPS	1:28.484	93	3 LAPS	1:33.153	20	1 LAP	1:27.057	81	1 LAP	1:25.404
64	3 LAPS	1:23.275	64	3 LAPS	1:23.302	20	1 LAP	1:32.553	19	1 LAP	2:41.665	20	1 LAP	1:24.396
80	37.527	1:23.157	80	39.030	1:24.110 P	38	4 LAPS	1:35.292	64	3 LAPS	1:24.224	19	1 LAP	1:23.369
19	38.987	1:23.089	74	3 LAPS	1:30.716	64	3 LAPS	1:23.397	75	3 LAPS	1:31.986	64	3 LAPS	1:23.611
1	1 LAP	1:26.001	19	40.266	1:23.886 P	73	2 LAPS	1:29.152	93	3 LAPS	1:32.676	79	2 LAPS	1:22.625
87	43.313	1:23.681	79	2 LAPS	1:22.447	79	2 LAPS	1:22.792	79	2 LAPS	1:22.469	75	3 LAPS	1:30.624
79	2 LAPS	2:48.260	87	44.740	1:24.034	87	47.042	1:23.494	73	2 LAPS	1:29.199	87	48.719	1:23.279
63	46.015	1:25.181	1	1 LAP	1:26.986	74	3 LAPS	1:32.044	87	47.963	1:23.710	93	3 LAPS	1:31.170
72	1 LAP	1:29.035	63	47.726	1:24.318	63	50.693	1:24.159	38	4 LAPS	1:36.570	73	2 LAPS	1:28.701
76	3 LAPS	1:30.672	72	1 LAP	1:26.317	72	1 LAP	1:25.836	80	1 LAP	2:56.169	63	53.780	1:24.760
61	2 LAPS	1:28.436	76	3 LAPS	1:31.147	1	1 LAP	1:34.911 P	63	51.543	1:23.639	80	1 LAP	1:25.692
36	1:06.022	1:24.048	61	2 LAPS	1:29.414	61	2 LAPS	1:28.803	72	1 LAP	1:26.849	38	4 LAPS	1:35.298
17	2 LAPS	1:28.155	36	1:07.366	1:23.951	36	1:11.135	1:24.961	74	3 LAPS	1:32.946 P	72	1 LAP	1:25.139
46	1:13.044	1:27.061	46	1:16.961	1:26.524	76	3 LAPS	1:33.283	62	3 LAPS	2:13.355 P	36	1:14.539	1:23.831
62	2 LAPS	1:32.108	82	1 LAP	1:24.438	82	1 LAP	1:24.909	36	1:13.231	1:24.885	2	1:22.819	2:44.880
82	1 LAP	1:25.616	17	2 LAPS	1:29.670				61	2 LAPS	1:29.505			
22	2 LAPS	1:30.977												

Weather / Track : Cloudy / Dry

Donington Park National  
 Circuit Length = 1.9791 miles  
 Start: 17:33 End: 19:05

**Gentlemen Drivers**  
**RACE 4 - LAP CHART**

Lap 31			Lap 32			Lap 33			Lap 34			Lap 35		
No	Behind	Laptime	No	Behind	Laptime	No	Behind	Laptime	No	Behind	Laptime	No	Behind	Laptime
37		1:22.986	37		1:22.061	37		1:21.512	37		1:21.739	37		1:23.735
82	2 LAPS	1:23.760	74	5 LAPS	3:07.669	2	1 LAP	1:22.156	2	1 LAP	1:22.124	75	4 LAPS	1:30.697
61	3 LAPS	1:30.322	2	1 LAP	1:22.989	38	5 LAPS	1:36.361 P	36	2 LAPS	2:52.311	2	1 LAP	1:22.788
76	4 LAPS	1:32.042	82	2 LAPS	1:24.566	82	2 LAPS	1:23.886	82	2 LAPS	1:23.583	36	2 LAPS	1:25.014
1	3 LAPS	3:18.746	61	3 LAPS	1:28.863	74	5 LAPS	1:34.030	74	5 LAPS	1:33.270	93	4 LAPS	1:31.991
17	3 LAPS	1:29.300	1	3 LAPS	1:30.319	61	3 LAPS	1:31.668 P	48	1 LAP	1:24.744 P	82	2 LAPS	1:29.161
48	1 LAP	1:24.779	48	1 LAP	1:24.425	48	1 LAP	1:24.487	1	3 LAPS	1:27.535	38	6 LAPS	2:53.809
46	1 LAP	1:36.342 P	76	4 LAPS	1:36.144 P	1	3 LAPS	1:27.839	17	3 LAPS	1:26.893	61	4 LAPS	2:52.211
77	1 LAP	1:24.352	17	3 LAPS	1:28.797	17	3 LAPS	1:27.623	77	2 LAPS	2:47.814	74	5 LAPS	1:33.160
97	5 LAPS	1:26.834	97	5 LAPS	1:24.485	97	5 LAPS	1:24.806	97	5 LAPS	1:24.289	1	3 LAPS	1:29.255
47	1 LAP	1:25.345	77	1 LAP	1:26.903 P	47	1 LAP	1:24.456	47	1 LAP	1:24.503	17	3 LAPS	1:27.233
22	3 LAPS	1:32.706	47	1 LAP	1:24.058	19	1 LAP	1:22.693	19	1 LAP	1:21.823	19	1 LAP	1:23.239
29	2 LAPS	1:28.196	19	1 LAP	1:24.150	79	2 LAPS	1:22.615	79	2 LAPS	1:21.247	77	2 LAPS	1:26.569
81	1 LAP	1:25.367	22	3 LAPS	1:30.337	46	2 LAPS	3:12.296 P	20	2 LAPS	2:48.430	97	5 LAPS	1:26.029
19	1 LAP	1:22.340	29	2 LAPS	1:29.008	22	3 LAPS	1:30.631	87	55.479	1:23.834	47	1 LAP	1:25.841
86	3 LAPS	1:32.987	79	2 LAPS	1:23.340	29	2 LAPS	1:30.458 P	81	1 LAP	1:28.129 P	79	2 LAPS	1:21.043
20	1 LAP	1:26.228	20	1 LAP	1:28.696 P	81	1 LAP	1:26.191	63	1:02.963	1:24.319	20	2 LAPS	1:25.926
79	2 LAPS	1:21.640	81	1 LAP	1:33.808	87	53.384	1:23.433	80	1 LAP	1:23.527	87	58.301	1:26.557 P
64	3 LAPS	1:30.776 P	87	51.463	1:24.618	63	1:00.383	1:24.332	86	3 LAPS	1:29.973 P	29	3 LAPS	2:52.536
87	48.906	1:23.173	86	3 LAPS	1:32.989	86	3 LAPS	1:31.365	76	5 LAPS	3:34.633	63	1:02.595	1:23.367
75	3 LAPS	1:30.644	63	57.563	1:23.703	80	1 LAP	1:23.998	22	3 LAPS	1:49.198 P	80	1 LAP	1:24.855
63	55.921	1:25.127	80	1 LAP	1:24.005	73	2 LAPS	1:29.231	72	1 LAP	1:27.562			
80	1 LAP	1:25.963	75	3 LAPS	1:30.663	72	1 LAP	1:27.614	73	2 LAPS	1:30.587			
93	3 LAPS	1:31.841	73	2 LAPS	1:28.060	75	3 LAPS	1:32.248						
73	2 LAPS	1:29.384	72	1 LAP	1:25.423	93	3 LAPS	1:30.834						
72	1 LAP	1:25.608	93	3 LAPS	1:31.766									
38	4 LAPS	1:34.922												
36	1:16.289	1:24.736 P												

Weather / Track : Cloudy / Dry

Donington Park National  
 Circuit Length = 1.9791 miles  
 Start: 17:33 End: 19:05

# Gentlemen Drivers

## RACE 4 - LAP CHART

Lap 36			Lap 37			Lap 38			Lap 39			Lap 40		
No	Behind	Laptime	No	Behind	Laptime	No	Behind	Laptime	No	Behind	Laptime	No	Behind	Laptime
37		1:21.944	37		1:21.973	37		1:22.019	37		1:21.772	37		1:22.910 P
72	2 LAPS	1:27.454	2	1 LAP	1:22.525	2	1 LAP	1:24.092	2	1 LAP	1:22.017	2	1 LAP	1:22.263
2	1 LAP	1:22.862	72	2 LAPS	1:25.775	86	5 LAPS	1:31.362	36	2 LAPS	1:23.785	36	2 LAPS	1:23.634
76	6 LAPS	1:32.843	36	2 LAPS	1:25.301	72	2 LAPS	1:27.784 P	86	5 LAPS	1:30.604	72	3 LAPS	2:49.179
36	2 LAPS	1:24.628	22	5 LAPS	3:00.234	36	2 LAPS	1:23.585	73	4 LAPS	1:29.342	86	5 LAPS	1:29.826
73	3 LAPS	1:31.808 P	76	6 LAPS	1:32.423	73	4 LAPS	2:48.994	82	2 LAPS	1:24.360	82	2 LAPS	1:24.117
75	4 LAPS	1:31.065	75	4 LAPS	1:30.490	76	6 LAPS	1:28.850	76	6 LAPS	1:29.383	73	4 LAPS	1:28.976
93	4 LAPS	1:30.933	82	2 LAPS	1:24.715	22	5 LAPS	1:31.888	22	5 LAPS	1:30.276	76	6 LAPS	1:28.971
82	2 LAPS	1:25.254	93	4 LAPS	1:33.225 P	82	2 LAPS	1:24.961	48	2 LAPS	1:24.468	48	2 LAPS	1:23.679
38	6 LAPS	1:34.643	48	2 LAPS	1:24.447	75	4 LAPS	1:31.610	93	5 LAPS	2:58.047	22	5 LAPS	1:30.286
48	2 LAPS	2:46.311	61	4 LAPS	1:29.132	48	2 LAPS	1:23.824	75	4 LAPS	1:33.753 P	19	1 LAP	1:22.721
61	4 LAPS	1:28.639	38	6 LAPS	1:34.669	19	1 LAP	1:22.632	19	1 LAP	1:21.791	93	5 LAPS	1:34.200
19	1 LAP	1:23.425	19	1 LAP	1:22.194	61	4 LAPS	1:28.430	61	4 LAPS	1:28.164	77	2 LAPS	1:24.526
1	3 LAPS	1:30.126	77	2 LAPS	1:24.180	77	2 LAPS	1:24.361	77	2 LAPS	1:23.753	61	4 LAPS	1:27.761
79	2 LAPS	1:22.816	1	3 LAPS	1:27.155	47	1 LAP	1:25.118	47	1 LAP	1:25.558 P	97	5 LAPS	1:24.479
74	5 LAPS	1:32.756	47	1 LAP	1:25.433	38	6 LAPS	1:35.279	97	5 LAPS	1:26.418	87	1 LAP	1:23.816
77	2 LAPS	1:26.354	97	5 LAPS	1:27.262	1	3 LAPS	1:27.423	1	3 LAPS	1:28.024	1	3 LAPS	1:27.566
47	1 LAP	1:25.327	79	2 LAPS	1:29.979 P	97	5 LAPS	1:25.134	87	1 LAP	1:23.448	20	2 LAPS	1:24.142
97	5 LAPS	1:26.930	74	5 LAPS	1:33.237	87	1 LAP	1:24.860	38	6 LAPS	1:34.962	63	1 LAP	1:23.753
17	3 LAPS	1:33.667 P	87	1 LAP	2:44.630	17	4 LAPS	2:55.538	20	2 LAPS	1:23.966	17	4 LAPS	1:29.425
20	2 LAPS	1:25.081	20	2 LAPS	1:25.016	20	2 LAPS	1:24.980	17	4 LAPS	1:30.047	38	6 LAPS	1:34.885
29	3 LAPS	1:26.963	63	1:08.075	1:24.842 P	74	5 LAPS	1:33.058	63	1 LAP	2:46.278	80	1 LAP	1:25.605
63	1:05.206	1:24.555	29	3 LAPS	1:27.247	29	3 LAPS	1:26.407	80	1 LAP	1:24.675	29	3 LAPS	1:25.680
81	2 LAPS	2:52.588	80	1 LAP	1:26.266	80	1 LAP	1:24.891	74	5 LAPS	1:32.338	81	2 LAPS	1:26.452
80	1 LAP	1:24.806	81	2 LAPS	1:28.002	81	2 LAPS	1:26.561	29	3 LAPS	1:26.632	2	1:26.808	1:22.824
86	4 LAPS	2:57.372							81	2 LAPS	1:25.995	74	5 LAPS	1:33.694
												36	1 LAP	1:23.506
												72	2 LAPS	1:23.946
												82	1 LAP	1:25.075
												86	4 LAPS	1:29.559
												73	3 LAPS	1:28.708

Weather / Track : Cloudy / Dry

Donington Park National  
 Circuit Length = 1.9791 miles  
 Start: 17:33 End: 19:05

# Gentlemen Drivers

## RACE 4 - LAP CHART

Lap 41			Lap 42			Lap 43			Lap 44			Lap 45		
No	Behind	Laptime	No	Behind	Laptime	No	Behind	Laptime	No	Behind	Laptime	No	Behind	Laptime
37		2:44.198	37		1:22.276	37		1:22.058	37		1:22.940	37		1:22.842
80	1 LAP	1:26.104	80	1 LAP	1:25.335	93	5 LAPS	1:32.028	61	4 LAPS	1:28.532	75	5 LAPS	1:31.818
17	4 LAPS	1:30.351	2	7.202	1:23.627	2	8.287	1:23.143	1	3 LAPS	1:29.810	61	4 LAPS	1:27.638
29	3 LAPS	1:26.845	29	3 LAPS	1:27.371	80	1 LAP	1:25.882	2	8.998	1:23.651	2	9.347	1:23.191
2	5.851	1:23.241	81	2 LAPS	1:27.214	29	3 LAPS	1:26.198	93	5 LAPS	1:32.503	1	3 LAPS	1:29.939
81	2 LAPS	1:26.164	17	4 LAPS	1:32.487	81	2 LAPS	1:25.726	29	3 LAPS	1:27.327	93	5 LAPS	1:31.452
38	6 LAPS	1:37.072	36	1 LAP	1:24.203	17	4 LAPS	1:28.256	81	2 LAPS	1:26.134	29	3 LAPS	1:25.837
74	5 LAPS	1:32.159	38	6 LAPS	1:33.530	36	1 LAP	1:23.349	36	1 LAP	1:23.977	81	2 LAPS	1:25.724
36	1 LAP	1:23.536	72	2 LAPS	1:26.349	72	2 LAPS	1:25.898	17	4 LAPS	1:29.529	36	1 LAP	1:23.328
72	2 LAPS	1:24.603	74	5 LAPS	1:33.177	79	5 LAPS	1:20.424	72	2 LAPS	1:25.707	79	5 LAPS	1:21.773
82	1 LAP	1:25.279	82	1 LAP	1:24.842	38	6 LAPS	1:34.222	79	5 LAPS	1:21.161	17	4 LAPS	1:27.671
79	5 LAPS	6:35.473	79	5 LAPS	1:20.472	74	5 LAPS	1:32.246	80	1 LAP	1:46.049 P	72	2 LAPS	1:25.373
86	4 LAPS	1:29.205	48	1 LAP	1:23.704	82	1 LAP	1:26.596	82	1 LAP	1:25.424	19	44.188	1:21.444
48	1 LAP	1:24.830	19	46.709	1:23.353	48	1 LAP	1:23.244	48	1 LAP	1:23.690	48	1 LAP	1:24.606
73	3 LAPS	1:30.378	86	4 LAPS	1:30.042	19	46.389	1:21.738	38	6 LAPS	1:33.875	82	1 LAP	1:31.707
19	45.632	1:23.630	73	3 LAPS	1:29.654	86	4 LAPS	1:29.480	19	45.586	1:22.137	74	5 LAPS	1:31.835
76	5 LAPS	1:30.067	76	5 LAPS	1:30.000	73	3 LAPS	1:30.088	74	5 LAPS	1:31.279	38	6 LAPS	1:35.111
22	4 LAPS	1:29.975	22	4 LAPS	1:28.647	76	5 LAPS	1:29.084	86	4 LAPS	1:29.780	77	1 LAP	1:25.811
75	4 LAPS	1:32.846	47	1 LAP	1:25.488	77	1 LAP	1:25.939	73	3 LAPS	1:29.544	73	3 LAPS	1:30.832
47	1 LAP	1:25.656	77	1 LAP	1:25.325	22	4 LAPS	1:31.380	77	1 LAP	1:24.542	76	5 LAPS	1:28.984
77	1 LAP	1:25.085	75	4 LAPS	1:32.192	87	1:12.943	1:24.243	76	5 LAPS	1:28.440	87	1:15.391	1:23.811
97	4 LAPS	1:26.769	87	1:10.758	1:23.888	97	4 LAPS	1:25.122	87	1:14.422	1:24.419	20	1 LAP	1:23.596
87	1:09.146	1:24.967	97	4 LAPS	1:24.911	20	1 LAP	1:23.321	20	1 LAP	1:23.970	97	4 LAPS	1:24.068
61	3 LAPS	1:29.522	20	1 LAP	1:23.586	75	4 LAPS	1:32.535	97	4 LAPS	1:25.794	63	1:18.981	1:23.005
20	1 LAP	1:24.289	63	1:16.336	1:24.405	63	1:17.685	1:23.407	63	1:18.818	1:24.073			
93	4 LAPS	1:33.071	61	3 LAPS	1:28.671				22	4 LAPS	1:33.032			
63	1:14.207	1:23.628	1	2 LAPS	1:27.159									
1	2 LAPS	1:27.446												

Weather / Track : Cloudy / Dry

Donington Park National  
 Circuit Length = 1.9791 miles  
 Start: 17:33 End: 19:05

**Gentlemen Drivers**  
**RACE 4 - LAP CHART**

Lap 46			Lap 47			Lap 48			Lap 49			Lap 50		
No	Behind	Laptime	No	Behind	Laptime	No	Behind	Laptime	No	Behind	Laptime	No	Behind	Laptime
37		1:23.722	37		1:22.561	37		1:23.053	37		1:22.296	37		1:21.949
22	5 LAPS	1:30.592	2	9.258	1:22.962	73	4 LAPS	1:30.084	97	5 LAPS	1:24.608	97	5 LAPS	1:25.004
2	8.857	1:23.232	61	4 LAPS	1:27.527	76	6 LAPS	1:30.285	73	4 LAPS	1:28.920	74	6 LAPS	1:30.516
61	4 LAPS	1:28.500	22	5 LAPS	1:35.125 P	2	8.650	1:22.445	38	7 LAPS	1:34.402	2	9.988	1:22.306
75	5 LAPS	1:32.222	75	5 LAPS	1:30.203	61	4 LAPS	1:27.942	2	9.631	1:23.277	73	4 LAPS	1:29.264
86	5 LAPS	1:58.915 P	36	1 LAP	1:23.012	36	1 LAP	1:23.533	76	6 LAPS	1:28.078	76	6 LAPS	1:28.168
1	3 LAPS	1:28.339	1	3 LAPS	1:29.866	79	5 LAPS	1:21.661	36	1 LAP	1:22.959	38	7 LAPS	1:33.512
36	1 LAP	1:23.892	29	3 LAPS	1:25.595	75	5 LAPS	1:31.398	61	4 LAPS	1:27.868	36	1 LAP	1:22.752
29	3 LAPS	1:26.393	79	5 LAPS	1:22.319	1	3 LAPS	1:27.262	79	5 LAPS	1:21.169	79	5 LAPS	1:21.342
93	5 LAPS	1:31.780	93	5 LAPS	1:31.844	29	3 LAPS	1:26.204	1	3 LAPS	1:27.975	61	4 LAPS	1:28.515
79	5 LAPS	1:21.793	72	2 LAPS	1:24.897	19	40.329	1:22.240	29	3 LAPS	1:27.333	1	3 LAPS	1:26.046
81	2 LAPS	1:36.243 P	19	41.142	1:21.723	72	2 LAPS	1:27.275	75	5 LAPS	1:32.004	29	3 LAPS	1:26.033
72	2 LAPS	1:26.212	17	4 LAPS	1:28.014	48	1 LAP	1:22.796	19	39.641	1:21.608	19	40.102	1:22.410
17	4 LAPS	1:29.637	48	1 LAP	1:23.220	93	5 LAPS	1:34.002	48	1 LAP	1:23.332	75	5 LAPS	1:30.739
19	41.980	1:21.514	82	1 LAP	1:25.546	17	4 LAPS	1:28.307	72	2 LAPS	1:26.481	48	1 LAP	1:22.711
48	1 LAP	1:22.795	74	5 LAPS	1:31.429	82	1 LAP	1:25.447	17	4 LAPS	1:30.356	72	2 LAPS	1:24.613
82	1 LAP	1:25.591	77	1 LAP	1:25.255	77	1 LAP	1:24.889	93	5 LAPS	1:33.378	17	4 LAPS	1:26.921
74	5 LAPS	1:31.677	87	1:17.282	1:24.274	87	1:18.141	1:23.912	82	1 LAP	1:24.146	82	1 LAP	1:25.834
38	6 LAPS	1:34.234	20	1 LAP	1:23.172	20	1 LAP	1:24.172	87	1:19.946	1:24.101	93	5 LAPS	1:32.274
77	1 LAP	1:24.461	38	6 LAPS	1:34.492	63	1:20.358	1:22.995	20	1 LAP	1:23.825	87	1:22.367	1:24.370
87	1:15.569	1:23.900	63	1:20.416	1:23.400	74	5 LAPS	1:32.457	77	1 LAP	1:26.198	63	1:22.839	1:23.549
73	3 LAPS	1:29.274	97	4 LAPS	1:24.556				63	1:21.239	1:23.177			
20	1 LAP	1:24.371												
63	1:19.577	1:24.318												
97	4 LAPS	1:25.629												
76	5 LAPS	1:30.118												

Weather / Track : Cloudy / Dry

Donington Park National  
 Circuit Length = 1.9791 miles  
 Start: 17:33 End: 19:05

**Gentlemen Drivers**  
**RACE 4 - LAP CHART**

Lap 51			Lap 52			Lap 53			Lap 54			Lap 55		
No	Behind	Laptime	No	Behind	Laptime	No	Behind	Laptime	No	Behind	Laptime	No	Behind	Laptime
37		1:23.022	37		1:22.083	37		1:22.863	37		1:22.290	37		1:22.105
77	2 LAPS	1:26.888	63	1 LAP	1:23.473	63	1 LAP	1:24.148	63	1 LAP	1:23.797	63	1 LAP	1:23.489
97	5 LAPS	1:23.442	87	1 LAP	1:26.102	93	6 LAPS	1:32.476	82	2 LAPS	1:28.023	82	2 LAPS	1:24.445
2	10.139	1:23.173	77	2 LAPS	1:25.568	87	1 LAP	1:25.112	87	1 LAP	1:25.067	87	1 LAP	1:24.582
74	6 LAPS	1:31.577	97	5 LAPS	1:24.142	77	2 LAPS	1:25.348	2	12.038	1:23.915	2	11.945	1:22.012
20	2 LAPS	1:41.250	2	10.852	1:22.796	97	5 LAPS	1:25.205	97	5 LAPS	1:25.377	97	5 LAPS	1:23.507
73	4 LAPS	1:29.367	20	2 LAPS	1:23.917	2	10.413	1:22.424	77	2 LAPS	1:26.525	77	2 LAPS	1:24.781
76	6 LAPS	1:27.264	86	10 LAPS	8:22.418	20	2 LAPS	1:23.671	93	6 LAPS	1:32.452	79	5 LAPS	1:21.620
79	5 LAPS	1:21.647	79	5 LAPS	1:22.569	79	5 LAPS	1:21.584	20	2 LAPS	1:24.099	93	6 LAPS	1:30.975
36	1 LAP	1:23.757	74	6 LAPS	1:31.442	36	1 LAP	1:23.598	79	5 LAPS	1:21.419	20	2 LAPS	1:26.831
38	7 LAPS	1:34.101	36	1 LAP	1:23.298	86	10 LAPS	1:34.482	36	1 LAP	1:22.742	36	1 LAP	1:23.098
61	4 LAPS	1:28.238	76	6 LAPS	1:28.457	76	6 LAPS	1:27.430	76	6 LAPS	1:27.746	19	39.675	1:22.160
19	39.491	1:22.411	73	4 LAPS	1:29.739	74	6 LAPS	1:31.257	19	39.620	1:21.631	76	6 LAPS	1:28.153
29	3 LAPS	1:26.735	19	40.507	1:23.099	73	4 LAPS	1:28.961	86	10 LAPS	1:31.459	48	1 LAP	1:23.563
1	3 LAPS	1:27.265	61	4 LAPS	1:28.679	19	40.279	1:22.635	74	6 LAPS	1:30.886	73	4 LAPS	1:29.709
48	1 LAP	1:23.275	38	7 LAPS	1:34.267	48	1 LAP	1:22.604	73	4 LAPS	1:29.343	74	6 LAPS	1:31.615
22	8 LAPS	6:04.174	29	3 LAPS	1:25.596	61	4 LAPS	1:27.934	48	1 LAP	1:22.689	86	10 LAPS	1:32.394
72	2 LAPS	1:25.537	48	1 LAP	1:22.694	29	3 LAPS	1:25.942	29	3 LAPS	1:26.290	29	3 LAPS	1:26.433
75	5 LAPS	1:31.715	1	3 LAPS	1:26.818	1	3 LAPS	1:27.400	61	4 LAPS	1:28.658	1	3 LAPS	1:27.303
17	4 LAPS	1:26.527	72	2 LAPS	1:25.356	72	2 LAPS	1:26.346	1	3 LAPS	1:26.414	61	4 LAPS	1:28.542
82	1 LAP	1:23.995	22	8 LAPS	1:29.978	38	7 LAPS	1:39.339	72	2 LAPS	1:23.936	80	11 LAPS	15:38.538
93	5 LAPS	1:31.943	75	5 LAPS	1:29.328	22	8 LAPS	1:29.352	22	8 LAPS	1:28.611	72	2 LAPS	1:24.916
			17	4 LAPS	1:29.073	75	5 LAPS	1:30.126	38	7 LAPS	1:34.057	22	8 LAPS	1:28.707
			82	1 LAP	1:38.636	17	4 LAPS	1:26.622	75	5 LAPS	1:29.605			
									17	4 LAPS	1:26.238			

Weather / Track : Cloudy / Dry

Donington Park National  
 Circuit Length = 1.9791 miles  
 Start: 17:33 End: 19:05

**Gentlemen Drivers**  
**RACE 4 - LAP CHART**

Lap 56			Lap 57			Lap 58			Lap 59			Lap 60		
No	Behind	Laptime	No	Behind	Laptime	No	Behind	Laptime	No	Behind	Laptime	No	Behind	Laptime
37		1:22.663	37		1:22.635	37		1:22.547	37		1:22.725	37		1:23.642
38	8 LAPS	1:34.233	22	9 LAPS	1:29.581	22	9 LAPS	1:30.298	63	1 LAP	1:24.036	61	5 LAPS	1:28.175
75	6 LAPS	1:30.132	63	1 LAP	1:25.791	63	1 LAP	1:22.807	82	2 LAPS	1:24.910	63	1 LAP	1:23.402
17	5 LAPS	1:29.170	17	5 LAPS	1:29.691	82	2 LAPS	1:25.385	17	5 LAPS	1:26.943	82	2 LAPS	1:25.376
63	1 LAP	1:23.623	82	2 LAPS	1:25.726	17	5 LAPS	1:28.041	2	21.617	1:23.398	2	21.679	1:23.704
82	2 LAPS	1:24.133	75	6 LAPS	1:33.587	87	1 LAP	1:25.817	79	5 LAPS	1:23.440	79	5 LAPS	1:22.629
2	12.360	1:23.078	38	8 LAPS	1:34.923	97	5 LAPS	1:25.503	87	1 LAP	1:26.427	87	1 LAP	1:25.440
87	1 LAP	1:26.198	87	1 LAP	1:24.991	2	20.944	1:22.902	97	5 LAPS	1:31.233	17	5 LAPS	1:30.063
97	5 LAPS	1:23.510	97	5 LAPS	1:25.360	77	2 LAPS	1:22.442	36	1 LAP	1:23.756	97	5 LAPS	1:23.176
77	2 LAPS	1:24.176	77	2 LAPS	1:24.259	79	5 LAPS	1:22.029	77	2 LAPS	1:31.702	36	1 LAP	1:22.375
79	5 LAPS	1:21.991	2	20.589	1:30.864	75	6 LAPS	1:34.020	75	6 LAPS	1:32.986	77	2 LAPS	1:27.005
36	1 LAP	1:22.987	79	5 LAPS	1:24.425	38	8 LAPS	1:35.324	38	8 LAPS	1:33.054	19	35.416	1:21.806
20	2 LAPS	1:28.824	36	1 LAP	1:22.707	36	1 LAP	1:22.449	19	37.252	1:21.828	75	6 LAPS	1:32.036
93	6 LAPS	1:32.087	19	38.883	1:23.193	19	38.149	1:21.813	22	9 LAPS	1:59.983	38	8 LAPS	1:34.493
19	38.325	1:21.313	93	6 LAPS	1:31.797	93	6 LAPS	1:31.213	48	1 LAP	1:22.464	48	1 LAP	1:23.170
76	6 LAPS	1:27.753	48	1 LAP	1:23.342	48	1 LAP	1:23.432	93	6 LAPS	1:31.177	93	6 LAPS	1:32.148
48	1 LAP	1:23.326	20	2 LAPS	1:41.846	76	6 LAPS	1:27.725	76	6 LAPS	1:27.524	76	6 LAPS	1:27.639
73	4 LAPS	1:29.157	76	6 LAPS	1:27.367	80	11 LAPS	1:24.162	80	11 LAPS	1:24.397	22	9 LAPS	1:46.567 P
74	6 LAPS	1:29.738	73	4 LAPS	1:30.327	20	2 LAPS	1:40.994	72	2 LAPS	1:28.169	80	11 LAPS	1:25.346
86	10 LAPS	1:30.527	80	11 LAPS	1:25.388	73	4 LAPS	1:30.302	29	3 LAPS	1:28.728	72	2 LAPS	1:24.819
29	3 LAPS	1:26.384	74	6 LAPS	1:29.748	74	6 LAPS	1:29.809	73	4 LAPS	1:30.862	29	3 LAPS	1:27.079
80	11 LAPS	1:23.759	86	10 LAPS	1:29.685	72	2 LAPS	1:27.914	74	6 LAPS	1:30.442			
72	2 LAPS	1:25.450	29	3 LAPS	1:28.897	29	3 LAPS	1:29.089	86	10 LAPS	1:29.449			
1	3 LAPS	1:29.775	72	2 LAPS	1:24.962	86	10 LAPS	1:30.616	1	3 LAPS	1:29.083			
61	4 LAPS	1:30.305	1	3 LAPS	1:26.674	1	3 LAPS	1:26.489						
			61	4 LAPS	1:27.863	61	4 LAPS	1:27.768						

Weather / Track : Cloudy / Dry

Donington Park National  
 Circuit Length = 1.9791 miles  
 Start: 17:33 End: 19:05

**Gentlemen Drivers**  
**RACE 4 - LAP CHART**

Lap 61			Lap 62			Lap 63			Lap 64			Lap 65		
No	Behind	Laptime	No	Behind	Laptime	No	Behind	Laptime	No	Behind	Laptime	No	Behind	Laptime
37		1:23.700	37		1:22.968	37		1:23.152	37		1:23.675	37		1:23.289
73	5 LAPS	1:29.401	29	4 LAPS	1:26.336	93	7 LAPS	1:31.189	38	9 LAPS	1:36.543	76	7 LAPS	1:27.135
74	7 LAPS	1:30.308	73	5 LAPS	1:28.144	72	3 LAPS	1:26.089	72	3 LAPS	1:25.446	72	3 LAPS	1:26.929
1	4 LAPS	1:28.858	1	4 LAPS	1:26.946	29	4 LAPS	1:26.758	93	7 LAPS	1:31.539	80	12 LAPS	1:34.134
86	11 LAPS	1:30.938	74	7 LAPS	1:30.366	73	5 LAPS	1:28.718	29	4 LAPS	1:27.197	38	9 LAPS	1:33.925
61	5 LAPS	1:28.061	63	1 LAP	1:24.342	63	1 LAP	1:24.296	63	1 LAP	1:24.722	29	4 LAPS	1:27.372
63	1 LAP	1:23.680	61	5 LAPS	1:30.321	1	4 LAPS	1:29.072	73	5 LAPS	1:29.285	63	1 LAP	1:25.180
82	2 LAPS	1:24.708	86	11 LAPS	1:31.248	61	5 LAPS	1:28.031	1	4 LAPS	1:28.442	93	7 LAPS	1:32.249
79	5 LAPS	1:22.530	82	2 LAPS	1:23.748	74	7 LAPS	1:31.327	2	21.620	1:24.488	82	2 LAPS	1:23.531
2	21.566	1:23.587	2	21.510	1:22.912	86	11 LAPS	1:29.871	82	2 LAPS	1:25.745	2	22.962	1:24.631
87	1 LAP	1:24.654	87	1 LAP	1:25.456	82	2 LAPS	1:23.464	61	5 LAPS	1:28.372	73	5 LAPS	1:28.785
17	5 LAPS	1:26.195	36	1 LAP	1:22.836	2	20.807	1:22.449	86	11 LAPS	1:30.076	1	4 LAPS	1:29.605
36	1 LAP	1:23.797	79	5 LAPS	1:33.180	36	1 LAP	1:22.592	74	7 LAPS	1:30.905	19	25.407	1:21.054
97	5 LAPS	1:25.921	19	31.767	1:21.203	19	29.936	1:21.321	36	1 LAP	1:22.626	61	5 LAPS	1:27.682
19	33.532	1:21.816	97	5 LAPS	1:25.770	87	1 LAP	1:25.249	19	27.642	1:21.381	36	1 LAP	1:23.022
77	2 LAPS	1:26.049	17	5 LAPS	1:29.180	79	5 LAPS	1:25.204	87	1 LAP	1:25.876	86	11 LAPS	1:28.948
48	1 LAP	1:22.895	77	2 LAPS	1:25.925	97	5 LAPS	1:23.871	79	5 LAPS	1:24.919	74	7 LAPS	1:31.152
75	6 LAPS	1:32.721	48	1 LAP	1:22.427	17	5 LAPS	1:26.119	97	5 LAPS	1:26.300	87	1 LAP	1:25.404
38	8 LAPS	1:37.318	75	6 LAPS	1:31.887	77	2 LAPS	1:25.247	17	5 LAPS	1:26.589	79	5 LAPS	1:25.371
76	6 LAPS	1:27.844	38	8 LAPS	1:33.514	48	1 LAP	1:22.317	48	1 LAP	1:26.630	97	5 LAPS	1:24.118
80	11 LAPS	1:26.129	76	6 LAPS	1:27.290	75	6 LAPS	1:32.274	77	2 LAPS	1:41.006 P	17	5 LAPS	1:28.000
93	6 LAPS	1:32.322	80	11 LAPS	1:28.018	76	6 LAPS	1:27.339	75	6 LAPS	1:32.791	48	1 LAP	1:23.087
72	2 LAPS	1:25.485				80	11 LAPS	1:28.339				75	6 LAPS	1:32.359

Weather / Track : Cloudy / Dry

Donington Park National  
Circuit Length = 1.9791 miles  
Start: 17:33 End: 19:05

# 70's Celebration Race

## QUALIFYING - RACE 1 - CLASSIFICATION

POS	NO	CL	NAME	ENTRY	TIME	ON	LAPS	GAP	DIFF	MPH
1	5	2C	<b>WOODMAN / COX</b>	Ford Cologne Capri	<b>1:16.700</b>	17	17			92.88
2	45	Inv	<b>Alec HAMMOND</b>	Chevrolet Camaro	<b>1:18.875</b>	4	6	<b>2.175</b>	2.175	90.32
3	33	2A	<b>Mark BATES</b>	Porsche 911 RSR	<b>1:18.882</b>	11	16	<b>2.182</b>	0.007	90.32
4	1	2C	<b>Chris SCRAGG</b>	Jaguar XJ12 Coupe	<b>1:19.941</b>	15	17	<b>3.241</b>	1.059	89.12
5	42	2A	<b>Paul POCHCIOL</b>	Ford Capri	<b>1:20.997</b>	2	17	<b>4.297</b>	1.056	87.96
6	15	2C	<b>TICE / CONOLEY</b>	BMW CSL Batmobile	<b>1:21.417</b>	16	16	<b>4.717</b>	0.420	87.50
7	67	TC	<b>Christian DEVEREUX</b>	BMC Mini Cooper	<b>1:22.923</b>	12	15	<b>6.223</b>	1.506	85.91
8	79	Inv	<b>Conor O'BRIEN</b>	Aston Martin DB4 Lightweight	<b>1:25.669</b>	5	16	<b>8.969</b>	2.746	83.16
9	77	2C	<b>Tommy GILMARTIN</b>	Ford Capri	<b>1:25.996</b>	3	10	<b>9.296</b>	0.327	82.84
10	34	Inv	<b>Martin MELLING</b>	Aston Martin DB4 Lightweight	<b>1:26.118</b>	5	16	<b>9.418</b>	0.122	82.73
11	3	2C	<b>Richard MASTERS</b>	Jaguar XJS	<b>1:28.196</b>	3	14	<b>11.496</b>	2.078	80.78
12	43	2A	<b>Tom POCHCIOL</b>	Ford Capri	<b>1:30.433</b>	8	10	<b>13.733</b>	2.237	78.78
13	66	GT	<b>Hiroki NAKAMURA</b>	Lotus Elan	<b>1:54.934</b>	2	3	<b>38.234</b>	24.501	61.98
14	54	GT	<b>NAITO K / NAITO S</b>	MG B	<b>1:55.603</b>	1	4	<b>38.903</b>	0.669	61.63

Car No's 15, 43 & 66 need working transponders - Q.12.2.1.

Weather / Track : Cloudy / Dry

These results are provisional until the conclusion of any judicial and technical matters.

Donington Park National  
Circuit Length = 1.9791 miles  
Start: 10:01 End: 10:29

Clerk of Course :		Timekeeper :
-------------------	--	--------------

# 70's Celebration Race

## QUALIFYING - RACE 1 - LAP ANALYSIS

<b>1</b>	<b>Chris SCRAGG</b>		2C Jaguar XJ12 Coupe				
1 -	1:36.857	+ 16.916	10:03:19.446	10 -	1:20.788	+ 0.847	10:15:46.158
2 -	1:26.361	+ 6.420	10:04:45.807	11 -	1:24.510 P	+ 4.569	10:17:10.668
3 -	1:26.433	+ 6.492	10:06:12.240	12 -	3:02.385	+ 1:42.444	10:20:13.053
4 -	1:26.371	+ 6.430	10:07:38.611	13 -	1:20.837	+ 0.896	10:21:33.890
5 -	1:23.578	+ 3.637	10:09:02.189	14 -	1:20.170	+ 0.229	10:22:54.060
6 -	1:21.535	+ 1.594	10:10:23.724	15 -	<b>1:19.941</b>		<b>10:24:14.001</b>
7 -	1:20.681	+ 0.740	10:11:44.405	16 -	1:20.599	+ 0.658	10:25:34.600
8 -	1:20.988	+ 1.047	10:13:05.393	17 -	1:39.569 P	+ 19.628	10:27:14.169
9 -	1:19.977	+ 0.036	10:14:25.370				
<b>3</b>	<b>Richard MASTERS</b>		2C Jaguar XJS				
1 -	1:37.005	+ 8.809	10:03:26.680	8 -	1:40.448	+ 12.252	10:14:06.619
2 -	1:31.453	+ 3.257	10:04:58.133	9 -	1:31.064	+ 2.868	10:15:37.683
3 -	<b>1:28.196</b>		<b>10:06:26.329</b>	10 -	1:30.351	+ 2.155	10:17:08.034
4 -	1:30.587	+ 2.391	10:07:56.916	11 -	1:31.270	+ 3.074	10:18:39.304
5 -	1:29.060	+ 0.864	10:09:25.976	12 -	1:49.635	+ 21.439	10:20:28.939
6 -	1:29.344	+ 1.148	10:10:55.320	13 -	1:31.240	+ 3.044	10:22:00.179
7 -	1:30.851	+ 2.655	10:12:26.171	14 -	2:38.903 P	+ 1:10.707	10:24:39.082
<b>5</b>	<b>WOODMAN / COX</b>		2C Ford Cologne Capri				
1 -	1:38.398	+ 21.698	10:03:18.790	10 -	1:18.296	+ 1.596	10:17:32.943
2 -	1:26.526	+ 9.826	10:04:45.316	11 -	1:19.014	+ 2.314	10:18:51.957
3 -	1:25.782	+ 9.082	10:06:11.098	12 -	1:19.896	+ 3.196	10:20:11.853
4 -	1:23.953	+ 7.253	10:07:35.051	13 -	1:18.416	+ 1.716	10:21:30.269
5 -	1:22.283	+ 5.583	10:08:57.334	14 -	1:20.329	+ 3.629	10:22:50.598
6 -	1:26.783 P	+ 10.083	10:10:24.117	15 -	1:17.458	+ 0.758	10:24:08.056
7 -	3:11.519	+ 1:54.819	10:13:35.636	16 -	1:18.844	+ 2.144	10:25:26.900
8 -	1:19.710	+ 3.010	10:14:55.346	17 -	<b>1:16.700</b>		<b>10:26:43.600</b>
9 -	1:19.301	+ 2.601	10:16:14.647				
<b>15</b>	<b>TICE / CONOLEY</b>		2C BMW CSL Batmobile				
1 -	1:38.639	+ 17.222	10:03:21.000	9 -	1:29.384 P	+ 7.967	10:14:51.166
2 -	1:28.509	+ 7.092	10:04:49.509	10 -	3:09.880	+ 1:48.463	10:18:01.046
3 -	1:26.503	+ 5.086	10:06:16.012	11 -	1:24.428	+ 3.011	10:19:25.474
4 -	1:24.972	+ 3.555	10:07:40.984	12 -	1:29.562	+ 8.145	10:20:55.036
5 -	1:25.656	+ 4.239	10:09:06.640	13 -	1:23.185	+ 1.768	10:22:18.221
6 -	1:23.977	+ 2.560	10:10:30.617	14 -	1:21.982	+ 0.565	10:23:40.203
7 -	1:25.784	+ 4.367	10:11:56.401	15 -	1:21.487	+ 0.070	10:25:01.690
8 -	1:25.381	+ 3.964	10:13:21.782	16 -	<b>1:21.417</b>		<b>10:26:23.107</b>
<b>33</b>	<b>Mark BATES</b>		2A Porsche 911 RSR				
1 -	1:37.309	+ 18.427	10:03:21.007	9 -	1:21.136	+ 2.254	10:15:33.210
2 -	1:25.325	+ 6.443	10:04:46.332	10 -	1:19.921	+ 1.039	10:16:53.131
3 -	1:24.067	+ 5.185	10:06:10.399	11 -	<b>1:18.882</b>		<b>10:18:12.013</b>
4 -	1:21.250	+ 2.368	10:07:31.649	12 -	1:27.764	+ 8.882	10:19:39.777
5 -	1:19.760	+ 0.878	10:08:51.409	13 -	1:35.693	+ 16.811	10:21:15.470
6 -	1:22.782 P	+ 3.900	10:10:14.191	14 -	1:25.443	+ 6.561	10:22:40.913
7 -	2:37.517	+ 1:18.635	10:12:51.708	15 -	1:31.549 P	+ 12.667	10:24:12.462
8 -	1:20.366	+ 1.484	10:14:12.074	16 -	2:31.490	+ 1:12.608	10:26:43.952
<b>34</b>	<b>Martin MELLING</b>		Inv Aston Martin DB4 Lightweight				
1 -	1:38.060	+ 11.942	10:03:17.637	9 -	1:26.849	+ 0.731	10:14:58.462
2 -	1:27.307	+ 1.189	10:04:44.944	10 -	1:36.628 P	+ 10.510	10:16:35.090
3 -	1:30.255	+ 4.137	10:06:15.199	11 -	2:32.752	+ 1:06.634	10:19:07.842
4 -	1:29.898	+ 3.780	10:07:45.097	12 -	1:28.978	+ 2.860	10:20:36.820
5 -	<b>1:26.118</b>		<b>10:09:11.215</b>	13 -	1:27.015	+ 0.897	10:22:03.835
6 -	1:26.488	+ 0.370	10:10:37.703	14 -	1:26.619	+ 0.501	10:23:30.454
7 -	1:27.361	+ 1.243	10:12:05.064	15 -	1:30.826	+ 4.708	10:25:01.280
8 -	1:26.549	+ 0.431	10:13:31.613	16 -	1:26.663	+ 0.545	10:26:27.943

Car No's 15, 43 & 66 need working transponders - Q.12.2.1.

Weather / Track : Cloudy / Dry

Donington Park National  
Circuit Length = 1.9791 miles  
Start: 10:01 End: 10:29

## 70's Celebration Race

## QUALIFYING - RACE 1 - LAP ANALYSIS

<b>42</b>	<b>Paul POCHCIOL</b>		2A Ford Capri				
1 -	1:44.613	+ 23.616	10:03:36.917	10 -	1:23.317	+ 2.320	10:15:56.538
2 -	<b>1:20.997</b>		<b>10:04:57.914</b>	11 -	1:21.647	+ 0.650	10:17:18.185
3 -	1:22.284	+ 1.287	10:06:20.198	12 -	1:34.376	+ 13.379	10:18:52.561
4 -	1:21.294	+ 0.297	10:07:41.492	13 -	1:38.471	+ 17.474	10:20:31.032
5 -	1:22.746	+ 1.749	10:09:04.238	14 -	1:33.678	+ 12.681	10:22:04.710
6 -	1:25.210	+ 4.213	10:10:29.448	15 -	1:26.149	+ 5.152	10:23:30.859
7 -	1:21.551	+ 0.554	10:11:50.999	16 -	1:28.721	+ 7.724	10:24:59.580
8 -	1:21.142	+ 0.145	10:13:12.141	17 -	1:33.331 P	+ 12.334	10:26:32.911
9 -	1:21.080	+ 0.083	10:14:33.221				
<b>43</b>	<b>Tom POCHCIOL</b>		2A Ford Capri				
1 -	1:37.974	+ 7.541	10:03:22.822	6 -	1:32.000	+ 1.567	10:11:13.459
2 -	1:30.878	+ 0.445	10:04:53.700	7 -	1:31.131	+ 0.698	10:12:44.590
3 -	1:31.438	+ 1.005	10:06:25.138	8 -	<b>1:30.433</b>		<b>10:14:15.023</b>
4 -	1:31.911	+ 1.478	10:07:57.049	9 -	1:31.506	+ 1.073	10:15:46.529
5 -	1:44.410	+ 13.977	10:09:41.459	10 -	1:31.168	+ 0.735	10:17:17.697
<b>45</b>	<b>Alec HAMMOND</b>		Inv Chevrolet Camaro				
1 -	1:37.896	+ 19.021	10:03:14.125	4 -	<b>1:18.875</b>		<b>10:07:19.237</b>
2 -	1:25.648	+ 6.773	10:04:39.773	5 -	1:31.855 P	+ 12.980	10:08:51.092
3 -	1:20.589	+ 1.714	10:06:00.362	6 -	4:00.615 P	+ 2:41.740	10:12:51.707
<b>54</b>	<b>NAITO K / NAITO S</b>		GT MG B				
1 -	<b>1:55.603</b>		<b>10:17:01.255</b>	3 -	6:23.858	+ 4:28.255	10:25:56.159
2 -	2:31.046 P	+ 35.443	10:19:32.301	4 -	2:09.640	+ 14.037	10:28:05.799
<b>66</b>	<b>Hiroki NAKAMURA</b>		GT Lotus Elan				
1 -	2:02.197	+ 7.263	10:17:04.129	3 -	1:59.861	+ 4.927	10:20:58.924
2 -	<b>1:54.934</b>		<b>10:18:59.063</b>				
<b>67</b>	<b>Christian DEVEREUX</b>		TC BMC Mini Cooper				
1 -	1:37.694	+ 14.771	10:03:23.443	9 -	1:23.312	+ 0.389	10:15:02.608
2 -	1:26.451	+ 3.528	10:04:49.894	10 -	1:24.544	+ 1.621	10:16:27.152
3 -	1:23.524	+ 0.601	10:06:13.418	11 -	1:23.941	+ 1.018	10:17:51.093
4 -	1:28.154	+ 5.231	10:07:41.572	12 -	<b>1:22.923</b>		<b>10:19:14.016</b>
5 -	1:41.258	+ 18.335	10:09:22.830	13 -	1:24.308	+ 1.385	10:20:38.324
6 -	1:28.759	+ 5.836	10:10:51.589	14 -	1:38.948	+ 16.025	10:22:17.272
7 -	1:23.830	+ 0.907	10:12:15.419	15 -	1:37.606 P	+ 14.683	10:23:54.878
8 -	1:23.877	+ 0.954	10:13:39.296				
<b>77</b>	<b>Tommy GILMARTIN</b>		2C Ford Capri				
1 -	1:38.933	+ 12.937	10:03:16.704	6 -	1:26.984	+ 0.988	10:10:33.058
2 -	1:27.430	+ 1.434	10:04:44.134	7 -	1:26.747	+ 0.751	10:11:59.805
3 -	<b>1:25.996</b>		<b>10:06:10.130</b>	8 -	1:27.097	+ 1.101	10:13:26.902
4 -	1:29.579	+ 3.583	10:07:39.709	9 -	1:27.847	+ 1.851	10:14:54.749
5 -	1:26.365	+ 0.369	10:09:06.074	10 -	1:44.517 P	+ 18.521	10:16:39.266
<b>79</b>	<b>Conor O'BRIEN</b>		Inv Aston Martin DB4 Lightweight				
1 -	1:38.765	+ 13.096	10:03:15.557	9 -	1:30.789 P	+ 5.120	10:14:54.104
2 -	1:27.256	+ 1.587	10:04:42.813	10 -	3:11.412	+ 1:45.743	10:18:05.516
3 -	1:26.180	+ 0.511	10:06:08.993	11 -	1:28.115	+ 2.446	10:19:33.631
4 -	1:28.484	+ 2.815	10:07:37.477	12 -	1:27.360	+ 1.691	10:21:00.991
5 -	<b>1:25.669</b>		<b>10:09:03.146</b>	13 -	1:29.571	+ 3.902	10:22:30.562
6 -	1:26.314	+ 0.645	10:10:29.460	14 -	1:28.367	+ 2.698	10:23:58.929
7 -	1:26.423	+ 0.754	10:11:55.883	15 -	1:27.575	+ 1.906	10:25:26.504
8 -	1:27.432	+ 1.763	10:13:23.315	16 -	1:27.444	+ 1.775	10:26:53.948


Car No's 15, 43 &amp; 66 need working transponders - Q.12.2.1.

Weather / Track : Cloudy / Dry

Donington Park National  
Circuit Length = 1.9791 miles  
Start: 10:01 End: 10:29

# 70's Celebration Race

## RACE 1 - GRID

ROW 7	1:54.934 66 Hiroki NAKAMURA	1:55.603 54 NAITO K / NAITO S
ROW 6	1:28.196 3 Richard MASTERS	1:30.433 43 Tom POCHCIOL
ROW 5	1:25.996 77 Tommy GILMARTIN	1:26.118 34 Martin MELLING
ROW 4	1:22.923 67 Christian DEVEREUX	1:25.669 79 Conor O'BRIEN
ROW 3	1:20.997 42 Paul POCHCIOL	1:21.417 15 TICE / CONOLEY
ROW 2	1:18.882 33 Mark BATES	1:19.941 1 Chris SCRAGG
ROW 1	1:16.700 5 WOODMAN / COX	1:18.875 45 Alec HAMMOND
<b>Pole</b>		
		

Donington Park National  
Circuit Length = 1.9791 miles

**These results are provisional until the conclusion of any judicial and technical matters.**

Clerk of Course :		Timekeeper :
-------------------	--	--------------

# 70's Celebration Race

## RACE 1 - CLASSIFICATION

POS	NO	CL	NAME	ENTRY	LAPS	TIME	GAP	DIFF	MPH	BEST	ON
1	5	2C	<b>WOODMAN / COX</b>	Ford Cologne Capri	20	26:19.218			90.23	1:17.772	9
2	33	2A	<b>Mark BATES</b>	Porsche 911 RSR	20	26:26.831	7.613	7.613	89.79	1:17.905	11
3	42	2A	<b>Paul POCHCIOL</b>	Ford Capri	20	27:09.032	49.814	42.201	87.47	1:19.474	17
4	15	2C	<b>TICE / CONOLEY</b>	BMW CSL Batmobile	20	27:20.147	1:00.929	11.115	86.87	1:20.486	14
5	34	Inv	<b>Martin MELLING</b>	Aston Martin DB4 Lightweight	19	27:32.446	1 lap	1 lap	81.91	1:25.128	2
6	3	2C	<b>Richard MASTERS</b>	Jaguar XJS	18	27:08.028	2 laps	1 lap	78.77	1:29.150	8
7	43	2A	<b>Tom POCHCIOL</b>	Ford Capri	18	27:23.945	2 laps	15.917	78.00	1:29.537	12

### NOT CLASSIFIED

DNF	1	2C	<b>Chris SCRAGG</b>	Jaguar XJ12 Coupe	18	24:22.123	2 laps		87.71	1:19.464	14
DNF	79	Inv	<b>Conor O'BRIEN</b>	Aston Martin DB4 Lightweight	15	22:50.152	5 laps	3 laps	77.99	1:26.736	3
DNF	50	Inv	<b>Mark FOWLER</b>	Chevrolet Camaro	12	18:45.862	8 laps	3 laps	75.93	1:23.113	7
DNF	66	GT	<b>Hiroki NAKAMURA</b>	Lotus Elan	10	18:28.920	10 laps	2 laps	64.24	1:47.278	7
DNF	67	TC	<b>Christian DEVEREUX</b>	BMC Mini Cooper	8	11:14.300	12 laps	2 laps	84.52	1:23.018	2
DNF	77	2C	<b>Tommy GILMARTIN</b>	Ford Capri	3	4:31.866	17 laps	5 laps	78.61	1:26.833	2
DNF	45	Inv	<b>Alec HAMMOND</b>	Chevrolet Camaro	1	1:21.528	19 laps	2 laps	87.38		

### FASTEST LAP

5	2C	<b>WOODMAN / COX</b>	Ford Cologne Capri	9	1:17.772	91.60 mph	147.43 kph
33	2A	<b>Mark BATES</b>	Porsche 911 RSR	11	1:17.905	91.45 mph	147.17 kph
67	TC	<b>Christian DEVEREUX</b>	BMC Mini Cooper	2	1:23.018	85.82 mph	138.11 kph
50	Inv	<b>Mark FOWLER</b>	Chevrolet Camaro	7	1:23.113	85.72 mph	137.95 kph
66	GT	<b>Hiroki NAKAMURA</b>	Lotus Elan	7	1:47.278	66.41 mph	106.88 kph

Car No 15 & 50 - Transponders not working - Q.12.2.1.

Weather / Track : Bright / Dry

These results are provisional until the conclusion of any judicial and technical matters.

Donington Park National  
Circuit Length = 1.9791 miles  
Start: 15:22 End: 15:50

Clerk of Course :	Timekeeper :
-------------------	--------------

**70's Celebration Race**  
**RACE 1 - LAP CHART**

Lap 1			Lap 2			Lap 3			Lap 4			Lap 5		
No	Behind	Laptime	No	Behind	Laptime	No	Behind	Laptime	No	Behind	Laptime	No	Behind	Laptime
45		1:21.528	33		1:19.007	5		1:18.162	5		1:18.154	5		1:17.978
33	0.617	1:22.145	5	0.418	1:19.053	33	0.207	1:18.787	33	0.877	1:18.824	33	1.022	1:18.123
5	0.989	1:22.517	42	5.645	1:23.059	42	8.215	1:21.150	42	11.308	1:21.247	42	13.747	1:20.417
42	2.210	1:23.738	1	6.096	1:22.014	1	8.877	1:21.361	1	11.704	1:20.981	1	14.341	1:20.615
1	3.706	1:25.234	67	8.055	1:23.018	15	13.130	1:22.887	15	17.624	1:22.648	15	20.916	1:21.270
67	4.661	1:26.189	15	8.823	1:22.926	67	13.395	1:23.920	67	19.542	1:24.301	67	25.756	1:24.192
15	5.521	1:27.049	79	14.379	1:26.816	79	22.535	1:26.736	66	1 LAP	1:51.535	34	43.576	1:28.805
79	7.187	1:28.715	77	15.460	1:26.833	34	25.507	1:26.665	79	32.172	1:27.791	79	44.465	1:30.271
77	8.251	1:29.779	34	17.422	1:25.128	77	32.134	1:35.254 P	34	32.749	1:25.396	50	1 LAP	1:24.403
3	11.786	1:33.314	3	22.144	1:29.982	50	1 LAP	1:27.345	50	1 LAP	1:24.189	66	1 LAP	1:51.991
34	11.918	1:33.446	43	22.889	1:30.144	3	33.975	1:30.411	3	45.628	1:29.807	3	56.930	1:29.280
43	12.369	1:33.897	50	1 LAP	3:04.821	43	34.425	1:30.116	43	47.258	1:30.987	43	58.951	1:29.671
66	37.487	1:59.015	66	1:07.701	1:49.838									

Car No 15 & 50 - Transponders not working - Q.12.2.1.

Weather / Track : Bright / Dry

Donington Park National  
 Circuit Length = 1.9791 miles  
 Start: 15:22 End: 15:50

**70's Celebration Race**  
**RACE 1 - LAP CHART**

Lap 6			Lap 7			Lap 8			Lap 9			Lap 10		
No	Behind	Laptime	No	Behind	Laptime	No	Behind	Laptime	No	Behind	Laptime	No	Behind	Laptime
5		1:18.199	5		1:18.429	5		1:19.625	5		1:17.772	5		1:18.019
33	1.205	1:18.382	33	1.245	1:18.469	33	0.063	1:18.443	33	0.623	1:18.332	33	1.009	1:18.405
42	15.482	1:19.934	66	2 LAPS	1:53.059	3	1 LAP	1:29.464	79	1 LAP	1:29.431	79	1 LAP	1:28.015
1	16.289	1:20.147	42	17.209	1:20.156	43	1 LAP	1:29.650	3	1 LAP	1:29.150	3	1 LAP	1:29.382
15	24.813	1:22.096	1	18.260	1:20.400	42	17.890	1:20.306	43	1 LAP	1:30.616	42	24.229	1:22.099
67	31.688	1:24.131	15	27.166	1:20.782	1	18.545	1:19.910	42	20.149	1:20.031	1	24.704	1:21.957
34	50.726	1:25.349	67	37.319	1:24.060	15	28.528	1:20.987	1	20.766	1:19.993	43	1 LAP	1:30.886
50	1 LAP	1:27.082	34	58.443	1:26.146	67	42.183	1:24.489	15	31.354	1:20.598	15	34.346	1:21.011
79	1:00.380	1:34.114	50	1 LAP	1:23.305	66	2 LAPS	1:50.603	50	1 LAP	1:24.330	50	1 LAP	1:23.915
3	1:08.733	1:30.002	79	1:11.227	1:29.276	50	1 LAP	1:23.113	66	2 LAPS	1:47.278			
43	1:10.989	1:30.237				34	1:05.658	1:26.840	34	1:13.988	1:26.102			

Car No 15 & 50 - Transponders not working - Q.12.2.1.

Weather / Track : Bright / Dry

Donington Park National  
 Circuit Length = 1.9791 miles  
 Start: 15:22 End: 15:50

**70's Celebration Race**  
**RACE 1 - LAP CHART**

Lap 11			Lap 12			Lap 13			Lap 14			Lap 15		
No	Behind	Laptime	No	Behind	Laptime	No	Behind	Laptime	No	Behind	Laptime	No	Behind	Laptime
5		1:18.408	5		1:18.393	5		1:18.913	5		1:18.236	5		1:18.005
33	0.506	1:17.905	33	2.063	1:19.950	33	1.509	1:18.359	33	1.351	1:18.078	33	1.274	1:17.928
34	1 LAP	1:26.396	50	2 LAPS	1:25.459	50	2 LAPS	1:25.096	66	4 LAPS	1:47.428	1	39.257	1:24.542
79	1 LAP	1:30.735	34	1 LAP	1:26.678	34	1 LAP	1:27.249	50	2 LAPS	1:32.804 P	34	1 LAP	1:29.466
66	3 LAPS	1:49.032	1	30.023	1:21.489	1	31.492	1:20.382	34	1 LAP	1:27.458	42	44.330	1:27.686
42	26.550	1:20.729	42	30.861	1:22.704	42	31.994	1:20.046	1	32.720	1:19.464	15	51.217	1:22.843
1	26.927	1:20.631	79	1 LAP	1:31.221	15	44.129	1:21.799	42	34.649	1:20.891	79	1 LAP	1:31.200
3	1 LAP	1:30.623	15	41.243	1:21.828	79	1 LAP	1:29.620	15	46.379	1:20.486			
15	37.808	1:21.870	3	1 LAP	1:29.575	3	1 LAP	1:29.511	79	1 LAP	1:31.013			
43	1 LAP	1:31.310	43	1 LAP	1:30.345	43	1 LAP	1:29.537	3	1 LAP	1:29.514			
			66	3 LAPS	1:49.141				43	1 LAP	1:30.453			

Car No 15 & 50 - Transponders not working - Q.12.2.1.

Weather / Track : Bright / Dry

Donington Park National  
 Circuit Length = 1.9791 miles  
 Start: 15:22 End: 15:50

**70's Celebration Race**  
**RACE 1 - LAP CHART**


Lap 16			Lap 17			Lap 18			Lap 19			Lap 20		
No	Behind	Laptime	No	Behind	Laptime	No	Behind	Laptime	No	Behind	Laptime	No	Behind	Laptime
5		1:20.083	5		1:18.862	5		1:18.963	5		1:19.808	5		1:21.639
33	1.402	1:20.211	33	2.266	1:19.726	33	2.560	1:19.257	33	3.777	1:21.025	33	7.613	1:25.475
3	2 LAPS	1:31.432	3	2 LAPS	1:30.750	3	2 LAPS	1:32.558	3	2 LAPS	1:31.429	3	2 LAPS	1:31.844
43	2 LAPS	1:41.318	43	2 LAPS	1:30.368	43	2 LAPS	1:30.426	42	50.146	1:22.182	42	49.814	1:21.307
1	40.905	1:21.731	79	2 LAPS	1:55.198 P	1	44.352	1:21.015	43	2 LAPS	1:32.431	15	1:00.929	1:22.521
42	45.810	1:21.563	1	42.300	1:20.257	42	47.772	1:20.313	15	1:00.047	1:20.681	43	2 LAPS	1:31.553
34	1 LAP	1:26.516	42	46.422	1:19.474	15	59.174	1:21.729	34	1 LAP	1:25.823	34	1 LAP	1:26.042
15	52.497	1:21.363	34	1 LAP	1:26.138	34	1 LAP	1:26.803						
			15	56.408	1:22.773									

Car No 15 & 50 - Transponders not working - Q.12.2.1.

Weather / Track : Bright / Dry

Donington Park National  
 Circuit Length = 1.9791 miles  
 Start: 15:22 End: 15:50

**70's Celebration Race**  
**RACE 11 - GRID**

ROW 8	54	NAITO S / NAITO K	
ROW 7	77	Tommy GILMARTIN	45 Alec HAMMOND
ROW 6	66	Hiroki NAKAMURA	67 Christian DEVEREUX
ROW 5	79	Conor O'BRIEN	50 Mark FOWLER
ROW 4	43	Tom POCHCIOL	1 Chris SCRAGG
ROW 3	34	Martin MELLING	3 Richard MASTERS
ROW 2	42	Paul POCHCIOL	15 TICE / CONOLEY
ROW 1	5	WOODMAN / COX	33 Mark BATES
<b>Pole</b>			
			

Donington Park National  
 Circuit Length = 1.9791 miles

**These results are provisional until the conclusion of any judicial and technical matters.**

Clerk of Course :		Timekeeper :

# 70's Celebration Race

## RACE 11 - CLASSIFICATION

POS	NO	CL	NAME	ENTRY	LAPS	TIME	GAP	DIFF	MPH	BEST	ON
1	33	2A	Mark BATES	Porsche 911 RSR	19	25:46.863			87.51	1:19.511	15
2	42	2A	Paul POCHCIOL	Ford Capri	19	25:47.642	0.779	0.779	87.46	1:20.310	4
3	67	TC	Christian DEVEREUX	BMC Mini Cooper	19	26:58.657	1:11.794	1:11.015	83.62	1:23.324	13
4	34	Inv	Martin MELLING	Aston Martin DB4 Lightweight	18	25:58.548	1 lap	1 lap	82.28	1:24.778	13
5	79	Inv	Conor O'BRIEN	Aston Martin DB4 Lightweight	18	26:07.660	1 lap	9.112	81.80	1:25.309	3
6	3	2C	Richard MASTERS	Jaguar XJS	18	27:03.399	1 lap	55.739	78.99	1:27.794	14
7	43	2A	Tom POCHCIOL	Ford Capri	15	27:08.560	4 laps	3 laps	65.62	1:29.319	14

### NOT CLASSIFIED

DNF	50	Inv	Mark FOWLER	Chevrolet Camaro	12	16:52.634	7 laps	3 laps	84.42	1:22.454	12
-----	----	-----	-------------	------------------	----	-----------	--------	--------	-------	----------	----

### FASTEST LAP

33	2A	Mark BATES	Porsche 911 RSR	15	1:19.511	89.60 mph	144.20 kph
50	Inv	Mark FOWLER	Chevrolet Camaro	12	1:22.454	86.40 mph	139.05 kph
67	TC	Christian DEVEREUX	BMC Mini Cooper	13	1:23.324	85.50 mph	137.60 kph
3	2C	Richard MASTERS	Jaguar XJS	14	1:27.794	81.15 mph	130.60 kph

Car No 50 - Still no working transponder - This may result in missed times.

Weather / Track : Sunny / Dry

These results are provisional until the conclusion of any judicial and technical matters.

Donington Park National  
Circuit Length = 1.9791 miles  
Start: 16:38 End: 17:05

Clerk of Course :	Timekeeper :
-------------------	--------------

**70's Celebration Race**  
**RACE 11 - LAP CHART**

Lap 1			Lap 2			Lap 3			Lap 4			Lap 5		
No	Behind	Laptime	No	Behind	Laptime	No	Behind	Laptime	No	Behind	Laptime	No	Behind	Laptime
33		1:25.069	33		1:21.844	33		1:21.013	33		1:20.377	33		1:19.900
42	0.489	1:25.558	42	0.587	1:21.942	42	0.370	1:20.796	42	0.303	1:20.310	42	1.523	1:21.120
34	3.147	1:28.216	34	6.238	1:24.935	34	10.413	1:25.188	50	14.840	1:22.988	50	18.582	1:23.642
79	3.765	1:28.834	79	7.783	1:25.862	79	12.079	1:25.309	34	15.017	1:24.981	34	20.813	1:25.696
67	5.218	1:30.287	50	7.793	1:23.518	50	12.229	1:25.449	79	17.107	1:25.405	79	22.680	1:25.473
50	6.119	1:31.188	67	8.973	1:25.599	67	13.691	1:25.731	67	18.317	1:25.003	67	23.819	1:25.402
3	9.079	1:34.148	3	17.389	1:30.154	3	28.245	1:31.869	3	38.067	1:30.199	3	47.524	1:29.357
43	29.645	1:54.714	43	44.819	1:37.018 P									

Car No 50 - Still no working transponder - This may result in missed times.

Weather / Track : Sunny / Dry

Donington Park National  
 Circuit Length = 1.9791 miles  
 Start: 16:38 End: 17:05

**70's Celebration Race**  
**RACE 11 - LAP CHART**

Lap 6			Lap 7			Lap 8			Lap 9			Lap 10		
No	Behind	Laptime	No	Behind	Laptime	No	Behind	Laptime	No	Behind	Laptime	No	Behind	Laptime
33		1:21.307	33		1:21.838	33		1:21.056	33		1:21.061	33		1:21.398
42	1.353	1:21.137	42	0.799	1:21.284	42	0.647	1:20.904	42	1.350	1:21.764	42	1.251	1:21.299
50	21.235	1:23.960	50	23.607	1:24.210	50	27.303	1:24.752	50	29.724	1:23.482	3	1 LAP	1:31.697
34	24.290	1:24.784	34	28.163	1:25.711	34	32.166	1:25.059	34	36.102	1:24.997	50	32.026	1:23.700
79	26.720	1:25.347	79	30.699	1:25.817	79	35.927	1:26.284	79	41.833	1:26.967	34	40.418	1:25.714
67	27.453	1:24.941	67	31.486	1:25.871	67	36.440	1:26.010	67	42.445	1:27.066	79	47.973	1:27.538
43	3 LAPS	5:17.683	43	3 LAPS	1:32.180	43	3 LAPS	1:30.076	43	3 LAPS	1:31.714	67	48.584	1:27.537
3	55.683	1:29.466	3	1:04.113	1:30.268	3	1:13.643	1:30.586				43	3 LAPS	1:30.153

Car No 50 - Still no working transponder - This may result in missed times.

Weather / Track : Sunny / Dry

Donington Park National  
 Circuit Length = 1.9791 miles  
 Start: 16:38 End: 17:05

**70's Celebration Race**  
**RACE 11 - LAP CHART**

Lap 11			Lap 12			Lap 13			Lap 14			Lap 15		
No	Behind	Laptime	No	Behind	Laptime	No	Behind	Laptime	No	Behind	Laptime	No	Behind	Laptime
33		1:21.578	33		1:21.830	33		1:20.893	33		1:21.578	33		1:19.511
42	0.946	1:21.273	42	0.802	1:21.686	42	1.321	1:21.412	42	0.491	1:20.748	42	1.669	1:20.689
3	1 LAP	1:29.966	43	4 LAPS	1:42.129	43	4 LAPS	1:31.409	43	4 LAPS	1:30.461	3	1 LAP	1:27.794
50	33.739	1:23.291	3	1 LAP	1:30.874	3	1 LAP	1:29.512	3	1 LAP	1:29.565	43	4 LAPS	1:29.862
34	44.671	1:25.831	50	34.363	1:22.454	34	51.568	1:24.778	34	56.342	1:26.352	67	1:02.322	1:23.864
67	51.556	1:24.550	34	47.683	1:24.842	67	55.845	1:23.324	67	57.969	1:23.702	34	1:14.812	1:37.981
79	54.652	1:28.257	67	53.414	1:23.688	79	1:06.526	1:27.662	79	1:13.678	1:28.730			
			79	59.757	1:26.935									

Car No 50 - Still no working transponder - This may result in missed times.

Weather / Track : Sunny / Dry

Donington Park National  
 Circuit Length = 1.9791 miles  
 Start: 16:38 End: 17:05

**70's Celebration Race**  
**RACE 11 - LAP CHART**

Lap 16			Lap 17			Lap 18			Lap 19		
No	Behind	Laptime	No	Behind	Laptime	No	Behind	Laptime	No	Behind	Laptime
33		1:20.122	33		1:21.577	33		1:22.351	33		1:22.560
79	1 LAP	1:27.853	42	2.988	1:22.387	42	2.423	1:21.786	42	0.779	1:20.916
42	2.178	1:20.631	79	1 LAP	1:28.770	34	1 LAP	1:27.543	34	1 LAP	1:29.122
3	1 LAP	1:29.675	3	1 LAP	1:29.451	79	1 LAP	1:28.602	79	1 LAP	1:28.015
43	4 LAPS	1:30.095	43	4 LAPS	1:30.225	3	1 LAP	1:29.800	67	1:11.794	1:23.601
67	1:05.620	1:23.420	67	1:08.266	1:24.223	67	1:10.753	1:24.838	3	1 LAP	1:29.018
34	1:21.508	1:26.818				43	4 LAPS	1:29.319	43	4 LAPS	1:31.522

Car No 50 - Still no working transponder - This may result in missed times.

Weather / Track : Sunny / Dry

Donington Park National  
 Circuit Length = 1.9791 miles  
 Start: 16:38 End: 17:05

# GP Masters

## QUALIFYING - RACE 2 - CLASSIFICATION

POS	NO	CL	NAME	ENTRY	TIME	ON	LAPS	GAP	DIFF	MPH
1	31	Head	<b>Steve HARTLEY</b>	Arrows A4	<b>1:02.390</b>	7	13			114.19
2	16	Laud	<b>Richard BARBER</b>	Fittipaldi F5a	<b>1:03.862</b>	8	14	<b>1.472</b>	1.472	111.56
3	69	Head	<b>Rowland KINCH</b>	Arrows A4	<b>1:03.907</b>	11	12	<b>1.517</b>	0.045	111.48
4	23	Laud	<b>Paul KNAPFIELD</b>	Penske PC3	<b>1:04.764</b>	4	14	<b>2.374</b>	0.857	110.00
5	1	Head	<b>Frank BRADLEY</b>	Tyrrell 009	<b>1:05.896</b>	13	18	<b>3.506</b>	1.132	108.11
6	14	Fittip	<b>Chris PERKINS</b>	Surtees TS14	<b>1:06.098</b>	4	6	<b>3.708</b>	0.202	107.78
7	17	Head	<b>Mark DWYER</b>	March 811	<b>1:06.200</b>	12	16	<b>3.810</b>	0.102	107.62
8	10	Fittip	<b>Manfredo ROSSI di MONTELERA</b>	Brabham BT42	<b>1:06.245</b>	9	10	<b>3.855</b>	0.045	107.54
9	29	Head	<b>Philip HALL</b>	Arrows A3-3	<b>1:06.611</b>	6	12	<b>4.221</b>	0.366	106.95
10	3	Head	<b>Ian SIMMONDS</b>	Tyrrell 012	<b>1:07.245</b>	16	17	<b>4.855</b>	0.634	105.95
11	25	Fittip	<b>Ron MAYDON</b>	Amon F101	<b>1:09.108</b>	16	16	<b>6.718</b>	1.863	103.09
12	80	Head	<b>Sidney HOOLE</b>	Lotus 80	<b>1:09.140</b>	16	17	<b>6.750</b>	0.032	103.04
13	11	Fittip	<b>Andrew BEAUMONT</b>	Lotus 76/1	<b>1:09.476</b>	7	19	<b>7.086</b>	0.336	102.54
14	30	Stew	<b>Mike WRIGLEY</b>	March 711	<b>1:09.531</b>	11	13	<b>7.141</b>	0.055	102.46
15	18	Fittip	<b>James HAGAN</b>	Surtees TS16	<b>1:09.743</b>	18	19	<b>7.353</b>	0.212	102.15
16	40	Stew	<b>Rudolf ERNST</b>	March 721	<b>1:09.938</b>	7	17	<b>7.548</b>	0.195	101.87

Car No's 14, 40 & 69 need working transponders - Q.12.2.1.

Car No 25 - Transponder stopped working - Please check.

Weather / Track : Cloudy / Dry

These results are provisional until the conclusion of any judicial and technical matters.

Donington Park National  
Circuit Length = 1.9791 miles  
Start: 10:42 End: 11:11

Clerk of Course :		Timekeeper :
-------------------	--	--------------

# GP Masters

## QUALIFYING - RACE 2 - LAP ANALYSIS

<b>1</b>	<b>Frank BRADLEY</b>		Head Tyrrell 009				
1 -	1:24.942	+ 19.046	10:43:38.097	10 -	4:41.375	+ 3:35.479	10:57:48.230
2 -	1:11.440	+ 5.544	10:44:49.537	11 -	1:08.941	+ 3.045	10:58:57.171
3 -	1:10.009	+ 4.113	10:45:59.546	12 -	1:06.303	+ 0.407	11:00:03.474
4 -	1:10.128	+ 4.232	10:47:09.674	13 -	<b>1:05.896</b>		<b>11:01:09.370</b>
5 -	1:08.809	+ 2.913	10:48:18.483	14 -	1:20.152	+ 14.256	11:02:29.522
6 -	1:06.755	+ 0.859	10:49:25.238	15 -	1:09.704	+ 3.808	11:03:39.226
7 -	1:06.693	+ 0.797	10:50:31.931	16 -	1:06.800	+ 0.904	11:04:46.026
8 -	1:08.907	+ 3.011	10:51:40.838	17 -	1:07.461	+ 1.565	11:05:53.487
9 -	1:26.017 P	+ 20.121	10:53:06.855	18 -	1:28.728 P	+ 22.832	11:07:22.215
<b>3</b>	<b>Ian SIMMONDS</b>		Head Tyrrell 012				
1 -	1:27.300	+ 20.055	10:43:51.369	10 -	1:09.131	+ 1.886	10:55:41.510
2 -	1:14.567	+ 7.322	10:45:05.936	11 -	1:07.608	+ 0.363	10:56:49.118
3 -	1:10.242	+ 2.997	10:46:16.178	12 -	1:08.283	+ 1.038	10:57:57.401
4 -	1:09.190	+ 1.945	10:47:25.368	13 -	1:09.133	+ 1.888	10:59:06.534
5 -	1:11.555 P	+ 4.310	10:48:36.923	14 -	4:50.128	+ 3:42.883	11:03:56.662
6 -	2:30.121	+ 1:22.876	10:51:07.044	15 -	1:07.444	+ 0.199	11:05:04.106
7 -	1:09.137	+ 1.892	10:52:16.181	16 -	<b>1:07.245</b>		<b>11:06:11.351</b>
8 -	1:08.888	+ 1.643	10:53:25.069	17 -	1:09.666	+ 2.421	11:07:21.017
9 -	1:07.310	+ 0.065	10:54:32.379				
<b>10</b>	<b>Manfredo ROSSI di MONTELERA</b>		ittipak Brabham BT42				
1 -	1:31.937	+ 25.692	10:43:54.980	6 -	1:07.702	+ 1.457	10:53:26.910
2 -	1:30.262 P	+ 24.017	10:45:25.242	7 -	1:06.430	+ 0.185	10:54:33.340
3 -	4:36.101	+ 3:29.856	10:50:01.343	8 -	1:07.220	+ 0.975	10:55:40.560
4 -	1:09.797	+ 3.552	10:51:11.140	9 -	<b>1:06.245</b>		<b>10:56:46.805</b>
5 -	1:08.068	+ 1.823	10:52:19.208	10 -	1:12.330 P	+ 6.085	10:57:59.135
<b>11</b>	<b>Andrew BEAUMONT</b>		ittipak Lotus 76/1				
1 -	1:25.624	+ 16.148	10:43:32.582	11 -	1:12.377	+ 2.901	10:57:39.431
2 -	1:17.037	+ 7.561	10:44:49.619	12 -	1:18.731	+ 9.255	10:58:58.162
3 -	1:12.861	+ 3.385	10:46:02.480	13 -	1:10.352	+ 0.876	11:00:08.514
4 -	1:17.335	+ 7.859	10:47:19.815	14 -	1:09.689	+ 0.213	11:01:18.203
5 -	1:12.293	+ 2.817	10:48:32.108	15 -	1:10.060	+ 0.584	11:02:28.263
6 -	1:10.786	+ 1.310	10:49:42.894	16 -	1:12.163	+ 2.687	11:03:40.426
7 -	<b>1:09.476</b>		<b>10:50:52.370</b>	17 -	1:10.215	+ 0.739	11:04:50.641
8 -	1:10.348	+ 0.872	10:52:02.718	18 -	1:13.867	+ 4.391	11:06:04.508
9 -	1:13.027 P	+ 3.551	10:53:15.745	19 -	1:19.305 P	+ 9.829	11:07:23.813
10 -	3:11.309	+ 2:01.833	10:56:27.054				
<b>14</b>	<b>Chris PERKINS</b>		ittipak Surtees TS14				
1 -	1:07.579	+ 1.481	10:48:14.841	4 -	<b>1:06.098</b>		<b>10:51:34.447</b>
2 -	1:07.046	+ 0.948	10:49:21.887	5 -	1:24.216	+ 18.118	10:52:58.663
3 -	1:06.462	+ 0.364	10:50:28.349	6 -	1:19.254 P	+ 13.156	10:54:17.917
<b>16</b>	<b>Richard BARBER</b>		Lauda Fittipaldi F5a				
1 -	1:24.281	+ 20.419	10:43:43.031	8 -	<b>1:03.862</b>		<b>10:55:56.199</b>
2 -	1:18.935	+ 15.073	10:45:01.966	9 -	1:06.734	+ 2.872	10:57:02.933
3 -	1:09.363	+ 5.501	10:46:11.329	10 -	1:03.912	+ 0.050	10:58:06.845
4 -	1:11.338 P	+ 7.476	10:47:22.667	11 -	1:19.951 P	+ 16.089	10:59:26.796
5 -	5:16.860	+ 4:12.998	10:52:39.527	12 -	3:30.211	+ 2:26.349	11:02:57.007
6 -	1:07.913	+ 4.051	10:53:47.440	13 -	1:06.955	+ 3.093	11:04:03.962
7 -	1:04.897	+ 1.035	10:54:52.337	14 -	1:07.832	+ 3.970	11:05:11.794
<b>17</b>	<b>Mark DWYER</b>		Head March 811				
1 -	1:23.827	+ 17.627	10:43:40.144	9 -	1:06.297	+ 0.097	10:55:00.060
2 -	1:15.025	+ 8.825	10:44:55.169	10 -	1:08.798	+ 2.598	10:56:08.858
3 -	1:10.533	+ 4.333	10:46:05.702	11 -	1:06.295	+ 0.095	10:57:15.153
4 -	1:08.393	+ 2.193	10:47:14.095	12 -	<b>1:06.200</b>		<b>10:58:21.353</b>
5 -	1:10.183	+ 3.983	10:48:24.278	13 -	1:13.547 P	+ 7.347	10:59:34.900
6 -	1:10.351 P	+ 4.151	10:49:34.629	14 -	3:57.591	+ 2:51.391	11:03:32.491

Car No's 14, 40 & 69 need working transponders - Q.12.2.1.

Car No 25 - Transponder stopped working - Please check.

Weather / Track : Cloudy / Dry

Donington Park National

Circuit Length = 1.9791 miles

Start: 10:42 End: 11:11

# GP Masters

## QUALIFYING - RACE 2 - LAP ANALYSIS

7 -	3:10.127	+ 2:03.927	10:52:44.756	15 -	1:09.390	+ 3.190	11:04:41.881
8 -	1:09.007	+ 2.807	10:53:53.763	16 -	1:16.430 P	+ 10.230	11:05:58.311
<b>18</b>	<b>James HAGAN</b> ittipak Surtees TS16						
1 -	1:17.644	+ 7.901	10:44:02.160	11 -	1:13.995	+ 4.252	10:57:29.872
2 -	1:41.292	+ 31.549	10:45:43.452	12 -	1:12.301	+ 2.558	10:58:42.173
3 -	1:27.359	+ 17.616	10:47:10.811	13 -	1:20.196	+ 10.453	11:00:02.369
4 -	1:21.649	+ 11.906	10:48:32.460	14 -	1:20.979	+ 11.236	11:01:23.348
5 -	1:17.923	+ 8.180	10:49:50.383	15 -	1:13.094	+ 3.351	11:02:36.442
6 -	1:15.968	+ 6.225	10:51:06.351	16 -	1:12.891	+ 3.148	11:03:49.333
7 -	1:21.449	+ 11.706	10:52:27.800	17 -	1:11.586	+ 1.843	11:05:00.919
8 -	1:15.419	+ 5.676	10:53:43.219	18 -	<b>1:09.743</b>		<b>11:06:10.662</b>
9 -	1:16.119	+ 6.376	10:54:59.338	19 -	1:12.388	+ 2.645	11:07:23.050
10 -	1:16.539	+ 6.796	10:56:15.877				
<b>23</b>	<b>Paul KNAPFIELD</b> Lauda Penske PC3						
1 -	1:16.733	+ 11.969	10:43:21.395	8 -	1:07.702	+ 2.938	10:51:06.428
2 -	1:08.458	+ 3.694	10:44:29.853	9 -	1:06.153	+ 1.389	10:52:12.581
3 -	1:07.812	+ 3.048	10:45:37.665	10 -	1:19.071 P	+ 14.307	10:53:31.652
4 -	<b>1:04.764</b>		<b>10:46:42.429</b>	11 -	4:56.788	+ 3:52.024	10:58:28.440
5 -	1:06.323	+ 1.559	10:47:48.752	12 -	1:05.500	+ 0.736	10:59:33.940
6 -	1:04.999	+ 0.235	10:48:53.751	13 -	1:04.871	+ 0.107	11:00:38.811
7 -	1:04.975	+ 0.211	10:49:58.726	14 -	1:35.617 P	+ 30.853	11:02:14.428
<b>25</b>	<b>Ron MAYDON</b> ittipak Amon F101						
1 -	1:26.913	+ 17.805	10:43:37.188	9 -	1:09.868	+ 0.760	10:55:04.319
2 -	1:16.311	+ 7.203	10:44:53.499	10 -	1:10.448	+ 1.340	10:56:14.767
3 -	1:17.760	+ 8.652	10:46:11.259	11 -	1:09.315	+ 0.207	10:57:24.082
4 -	1:12.819	+ 3.711	10:47:24.078	12 -	1:09.945	+ 0.837	10:58:34.027
5 -	1:09.805	+ 0.697	10:48:33.883	13 -	1:09.222	+ 0.114	10:59:43.249
6 -	1:17.201 P	+ 8.093	10:49:51.084	14 -	1:16.205	+ 7.097	11:00:59.454
7 -	2:52.839	+ 1:43.731	10:52:43.923	15 -	1:09.190	+ 0.082	11:02:08.644
8 -	1:10.528	+ 1.420	10:53:54.451	16 -	<b>1:09.108</b>		<b>11:03:17.752</b>
<b>29</b>	<b>Philip HALL</b> Head Arrows A3-3						
1 -	1:24.248	+ 17.637	10:43:39.603	7 -	1:07.473	+ 0.862	10:53:04.191
2 -	1:17.267	+ 10.656	10:44:56.870	8 -	1:07.781	+ 1.170	10:54:11.972
3 -	1:10.424	+ 3.813	10:46:07.294	9 -	1:10.693 P	+ 4.082	10:55:22.665
4 -	1:16.545 P	+ 9.934	10:47:23.839	10 -	3:10.700	+ 2:04.089	10:58:33.365
5 -	3:26.268	+ 2:19.657	10:50:50.107	11 -	1:08.147	+ 1.536	10:59:41.512
6 -	<b>1:06.611</b>		<b>10:51:56.718</b>	12 -	1:15.995 P	+ 9.384	11:00:57.507
<b>30</b>	<b>Mike WRIGLEY</b> Stewar March 711						
1 -	1:24.529	+ 14.998	10:43:38.936	8 -	1:10.141	+ 0.610	10:56:38.367
2 -	1:17.871	+ 8.340	10:44:56.807	9 -	1:11.604	+ 2.073	10:57:49.971
3 -	1:13.667	+ 4.136	10:46:10.474	10 -	1:18.573	+ 9.042	10:59:08.544
4 -	1:17.857 P	+ 8.326	10:47:28.331	11 -	<b>1:09.531</b>		<b>11:00:18.075</b>
5 -	4:37.797	+ 3:28.266	10:52:06.128	12 -	1:09.875	+ 0.344	11:01:27.950
6 -	1:15.130 P	+ 5.599	10:53:21.258	13 -	1:28.792 P	+ 19.261	11:02:56.742
7 -	2:06.968	+ 57.437	10:55:28.226				
<b>31</b>	<b>Steve HARTLEY</b> Head Arrows A4						
1 -	1:22.039	+ 19.649	10:44:04.192	8 -	1:08.317 P	+ 5.927	10:51:42.732
2 -	1:08.688	+ 6.298	10:45:12.880	9 -	5:44.919	+ 4:42.529	10:57:27.651
3 -	1:04.648	+ 2.258	10:46:17.528	10 -	1:04.062	+ 1.672	10:58:31.713
4 -	1:06.863	+ 4.473	10:47:24.391	11 -	1:02.825	+ 0.435	10:59:34.538
5 -	1:04.446	+ 2.056	10:48:28.837	12 -	1:04.862	+ 2.472	11:00:39.400
6 -	1:03.188	+ 0.798	10:49:32.025	13 -	1:18.151 P	+ 15.761	11:01:57.551
7 -	<b>1:02.390</b>		<b>10:50:34.415</b>				
<b>40</b>	<b>Rudolf ERNST</b> Stewar March 721						
1 -	1:15.571	+ 5.633	10:46:15.098	10 -	1:10.883	+ 0.945	10:58:17.347
2 -	1:14.928	+ 4.990	10:47:30.026	11 -	1:11.042	+ 1.104	10:59:28.389

Car No's 14, 40 & 69 need working transponders - Q.12.2.1.

Car No 25 - Transponder stopped working - Please check.

Weather / Track : Cloudy / Dry

Donington Park National  
Circuit Length = 1.9791 miles  
Start: 10:42 End: 11:11

# GP Masters


## QUALIFYING - RACE 2 - LAP ANALYSIS

3 -	1:11.848	+ 1.910	10:48:41.874	12 -	2:29.238	+ 1:19.300	11:01:57.627
4 -	1:11.713	+ 1.775	10:49:53.587	13 -	1:11.757	+ 1.819	11:03:09.384
5 -	1:14.442	+ 4.504	10:51:08.029	14 -	1:10.989	+ 1.051	11:04:20.373
6 -	2:22.384	+ 1:12.446	10:53:30.413	15 -	1:11.368	+ 1.430	11:05:31.741
7 -	<b>1:09.938</b>		<b>10:54:40.351</b>	16 -	1:10.143	+ 0.205	11:06:41.884
8 -	1:11.625	+ 1.687	10:55:51.976	17 -	1:10.866	+ 0.928	11:07:52.750
9 -	1:14.488	+ 4.550	10:57:06.464				
<b>69</b>	<b>Rowland KINCH</b>			<b>Head Arrows A4</b>			
1 -	1:29.752	+ 25.845	10:44:10.760	7 -	1:06.100	+ 2.193	10:55:35.243
2 -	1:38.407	+ 34.500	10:45:49.167	8 -	2:11.799	+ 1:07.892	10:57:47.042
3 -	1:19.298	+ 15.391	10:47:08.465	9 -	1:05.652	+ 1.745	10:58:52.694
4 -	1:10.019	+ 6.112	10:48:18.484	10 -	1:04.861	+ 0.954	10:59:57.555
5 -	1:24.752 P	+ 20.845	10:49:43.236	11 -	<b>1:03.907</b>		<b>11:01:01.462</b>
6 -	4:45.907	+ 3:42.000	10:54:29.143	12 -	4:45.016	+ 3:41.109	11:05:46.478
<b>80</b>	<b>Sidney HOOLE</b>			<b>Head Lotus 80</b>			
1 -	1:33.353	+ 24.213	10:44:04.121	10 -	1:10.707	+ 1.567	10:54:59.995
2 -	1:19.913	+ 10.773	10:45:24.034	11 -	1:18.431 P	+ 9.291	10:56:18.426
3 -	1:15.904	+ 6.764	10:46:39.938	12 -	5:45.261	+ 4:36.121	11:02:03.687
4 -	1:12.875	+ 3.735	10:47:52.813	13 -	1:10.222	+ 1.082	11:03:13.909
5 -	1:11.856	+ 2.716	10:49:04.669	14 -	1:10.316	+ 1.176	11:04:24.225
6 -	1:11.973	+ 2.833	10:50:16.642	15 -	1:09.915	+ 0.775	11:05:34.140
7 -	1:11.416	+ 2.276	10:51:28.058	16 -	<b>1:09.140</b>		<b>11:06:43.280</b>
8 -	1:10.594	+ 1.454	10:52:38.652	17 -	1:22.103 P	+ 12.963	11:08:05.383
9 -	1:10.636	+ 1.496	10:53:49.288				

Car No's 14, 40 & 69 need working transponders - Q.12.2.1.  
 Car No 25 - Transponder stopped working - Please check.  
 Weather / Track : Cloudy / Dry

Donington Park National  
 Circuit Length = 1.9791 miles  
 Start: 10:42 End: 11:11

**GP Masters**  
**RACE 2 - GRID**

ROW 8	1:09.743 18 James HAGAN	1:09.938 40 Rudolf ERNST
ROW 7	1:09.476 11 Andrew BEAUMONT	1:09.531 30 Mike WRIGLEY
ROW 6	1:09.108 25 Ron MAYDON	1:09.140 80 Sidney HOOLE
ROW 5	1:06.611 29 Philip HALL	1:07.245 3 Ian SIMMONDS
ROW 4	1:06.200 17 Mark DWYER	1:06.245 10 Manfredo ROSSI di MONTELERA
ROW 3	1:05.896 1 Frank BRADLEY	1:06.098 14 Chris PERKINS
ROW 2	1:03.907 69 Rowland KINCH	1:04.764 23 Paul KNAPFIELD
ROW 1	1:02.390 31 Steve HARTLEY	1:03.862 16 Richard BARBER
<b>Pole</b>		
		

Donington Park National  
 Circuit Length = 1.9791 miles

**These results are provisional until the conclusion of any judicial and technical matters.**

Clerk of Course :		Timekeeper :

# GP Masters

## RACE 2 - CLASSIFICATION

POS	NO	CL	NAME	ENTRY	LAPS	TIME	GAP	DIFF	MPH	BEST	ON
1	69	Head	<b>Rowland KINCH</b>	Arrows A4	24	25:51.226			110.22	1:02.813	15
2	16	Laud	<b>Richard BARBER</b>	Fittipaldi F5a	23	25:54.426	1 lap	1 lap	105.41	1:05.879	2
3	23	Laud	<b>Paul KNAPFIELD</b>	Penske PC3	23	26:00.761	1 lap	6.335	104.99	1:06.005	15
4	17	Head	<b>Mark DWYER</b>	March 811	23	26:03.941	1 lap	3.180	104.77	1:06.778	10
5	10	Fittip	<b>Manfredo ROSSI di MONTELERA</b>	Brabham BT42	23	26:07.500	1 lap	3.559	104.54	1:06.205	21
6	1	Head	<b>Frank BRADLEY</b>	Tyrrell 009	23	26:08.539	1 lap	1.039	104.47	1:05.870	16
7	3	Head	<b>Ian SIMMONDS</b>	Tyrrell 012	23	26:38.270	1 lap	29.731	102.52	1:06.940	4
8	11	Fittip	<b>Andrew BEAUMONT</b>	Lotus 76/1	23	26:58.045	1 lap	19.775	101.27	1:08.555	16
9	25	Fittip	<b>Ron MAYDON</b>	Amon F101	22	25:51.659	2 laps	1 lap	101.01	1:09.369	15
10	18	Fittip	<b>James HAGAN</b>	Surtees TS16	22	25:55.521	2 laps	3.862	100.76	1:08.015	17
11	40	Stew	<b>Rudolf ERNST</b>	March 721	22	26:01.984	2 laps	6.463	100.34	1:08.290	15

### NOT CLASSIFIED

DNF	31	Head	<b>Steve HARTLEY</b>	Arrows A4	21	22:32.477	3 laps	1 lap	110.62	1:02.591	15
DNF	30	Stew	<b>Mike WRIGLEY</b>	March 711	16	18:49.832	8 laps	5 laps	100.89	1:09.370	7
DNF	80	Head	<b>Sidney HOOLE</b>	Lotus 80	11	14:40.116	13 laps	5 laps	89.04	1:09.630	3
DNF	29	Head	<b>Philip HALL</b>	Arrows A3-3	5	5:43.547	19 laps	6 laps	103.69	1:06.901	4

### FASTEST LAP

31	Head	<b>Steve HARTLEY</b>	Arrows A4	15	1:02.591	113.82 mph	183.18 kph
16	Laud	<b>Richard BARBER</b>	Fittipaldi F5a	2	1:05.879	108.14 mph	174.04 kph
10	Fittip	<b>Manfredo ROSSI di MONTELERA</b>	Brabham BT42	21	1:06.205	107.61 mph	173.18 kph
40	Stew	<b>Rudolf ERNST</b>	March 721	15	1:08.290	104.32 mph	167.90 kph

Weather / Track : Cloudy / Dry

These results are provisional until the conclusion of any judicial and technical matters.

Donington Park National  
Circuit Length = 1.9791 miles  
Start: 16:08 End: 16:35

Clerk of Course :	Timekeeper :
-------------------	--------------

# GP Masters

## RACE 2 - LAP CHART

Lap 1			Lap 2			Lap 3			Lap 4			Lap 5		
No	Behind	Laptime	No	Behind	Laptime	No	Behind	Laptime	No	Behind	Laptime	No	Behind	Laptime
31		1:05.736	31		1:04.018	31		1:03.350	31		1:03.585	31		1:03.240
69	0.971	1:06.707	69	0.476	1:03.523	69	0.835	1:03.709	69	0.501	1:03.251	69	0.608	1:03.347
16	2.724	1:08.460	16	4.585	1:05.879	16	7.870	1:06.635	16	11.009	1:06.724	16	14.624	1:06.855
23	5.303	1:11.039	23	8.433	1:07.148	23	11.798	1:06.715	23	14.595	1:06.382	23	17.689	1:06.334
17	5.866	1:11.602	17	10.444	1:08.596	17	14.083	1:06.989	17	17.820	1:07.322	17	21.504	1:06.924
10	6.468	1:12.204	10	10.564	1:08.114	29	15.255	1:07.554	29	18.571	1:06.901	10	22.163	1:06.576
29	7.016	1:12.752	29	11.051	1:08.053	10	15.449	1:08.235	10	18.827	1:06.963	1	23.593	1:07.418
3	7.926	1:13.662	1	11.565	1:07.615	1	15.650	1:07.435	1	19.415	1:07.350	29	23.618	1:08.287
1	7.968	1:13.704	3	12.812	1:08.904	3	17.197	1:07.735	3	20.552	1:06.940	3	24.292	1:06.980
80	9.239	1:14.975	80	15.293	1:10.072	80	21.573	1:09.630	80	27.765	1:09.777	80	34.095	1:09.570
11	9.741	1:15.477	11	15.811	1:10.088	11	22.149	1:09.688	11	28.604	1:10.040	11	34.709	1:09.345
30	10.528	1:16.264	30	16.533	1:10.023	30	22.680	1:09.497	30	28.977	1:09.882	30	35.256	1:09.519
25	11.318	1:17.054	25	17.202	1:09.902	25	23.250	1:09.398	25	29.392	1:09.727	25	35.983	1:09.831
18	12.465	1:18.201	40	19.322	1:10.277	40	26.159	1:10.187	40	33.721	1:11.147	40	41.155	1:10.674
40	13.063	1:18.799	18	20.682	1:12.235	18	27.820	1:10.488	18	35.264	1:11.029	18	42.912	1:10.888

Weather / Track : Cloudy / Dry

Donington Park National  
Circuit Length = 1.9791 miles  
Start: 16:08 End: 16:35

# GP Masters

## RACE 2 - LAP CHART

Lap 6			Lap 7			Lap 8			Lap 9			Lap 10		
No	Behind	Laptime	No	Behind	Laptime	No	Behind	Laptime	No	Behind	Laptime	No	Behind	Laptime
31		1:03.670	31		1:03.638	31		1:03.402	69		1:04.423	69		1:03.421
69	0.509	1:03.571	69	0.516	1:03.645	69	0.668	1:03.554	18	1 LAP	1:11.377	31	0.405	1:03.400
16	17.197	1:06.243	16	20.256	1:06.697	16	23.734	1:06.880	31	0.426	1:05.517	18	1 LAP	1:10.208
23	20.497	1:06.478	23	23.632	1:06.773	23	27.301	1:07.071	40	1 LAP	1:11.354	40	1 LAP	1:09.837
17	24.761	1:06.927	10	28.908	1:07.141	10	32.576	1:07.070	16	25.864	1:07.221	16	29.517	1:07.074
10	25.405	1:06.912	17	29.042	1:07.919	17	33.176	1:07.536	23	29.445	1:07.235	23	33.008	1:06.984
1	27.623	1:07.700	1	32.535	1:08.550	1	36.765	1:07.632	10	35.343	1:07.858	10	38.832	1:06.910
3	28.481	1:07.859	3	33.833	1:08.990	3	37.837	1:07.406	17	35.675	1:07.590	17	39.032	1:06.778
80	41.090	1:10.665	30	47.150	1:09.370	30	53.247	1:09.499	1	38.814	1:07.140	1	41.905	1:06.512
30	41.418	1:09.832	80	48.233	1:10.781	11	54.926	1:09.593	3	39.916	1:07.170	3	43.790	1:07.295
11	42.297	1:11.258	11	48.735	1:10.076	80	55.245	1:10.414	30	58.163	1:10.007	11	1:04.538	1:09.297
25	42.608	1:10.295	25	49.634	1:10.664	25	55.648	1:09.416	11	58.662	1:08.827			
18	50.307	1:11.065	18	57.372	1:10.703				80	59.844	1:09.690			
40	50.868	1:13.383	40	58.660	1:11.430				25	1:00.247	1:09.690			

Weather / Track : Cloudy / Dry

Donington Park National  
Circuit Length = 1.9791 miles  
Start: 16:08 End: 16:35

# GP Masters

## RACE 2 - LAP CHART

Lap 11			Lap 12			Lap 13			Lap 14			Lap 15		
No	Behind	Laptime	No	Behind	Laptime	No	Behind	Laptime	No	Behind	Laptime	No	Behind	Laptime
69		1:05.271	69		1:03.356	69		1:02.906	69		1:03.524	69		1:02.813
31	1.131	1:05.997	31	1.568	1:03.793	31	1.684	1:03.022	31	0.920	1:02.760	31	0.698	1:02.591
30	1 LAP	1:11.883	11	1 LAP	1:09.784	11	1 LAP	1:08.741	3	1 LAP	1:10.316	3	1 LAP	1:09.316
25	1 LAP	1:11.098	30	1 LAP	1:09.613	30	1 LAP	1:10.224	11	1 LAP	1:08.988	11	1 LAP	1:09.241
18	1 LAP	1:10.239	25	1 LAP	1:09.376	25	1 LAP	1:09.447	30	1 LAP	1:09.967	30	1 LAP	1:10.283
40	1 LAP	1:10.392	18	1 LAP	1:09.764	18	1 LAP	1:09.938	25	1 LAP	1:09.923	25	1 LAP	1:10.830
80	1 LAP	1:25.996	40	1 LAP	1:09.520	40	1 LAP	1:10.099	18	1 LAP	1:09.083	18	1 LAP	1:09.560
16	31.310	1:07.064	80	1 LAP	1:14.506	16	39.982	1:07.765	40	1 LAP	1:09.424	40	1 LAP	1:09.133
23	34.470	1:06.733	16	35.123	1:07.169	23	42.197	1:06.800	16	44.110	1:07.652	16	48.104	1:06.807
10	40.697	1:07.136	23	38.303	1:07.189	80	1 LAP	1:24.040 P	23	45.636	1:06.963	23	48.828	1:06.005
17	41.360	1:07.599	10	44.852	1:07.511	17	49.678	1:07.103	1	53.809	1:06.762	1	57.341	1:06.345
1	42.647	1:06.013	17	45.481	1:07.477	1	50.571	1:07.643	17	54.075	1:07.921	17	58.780	1:07.518
3	45.618	1:07.099	1	45.834	1:06.543	10	50.790	1:08.844	10	54.226	1:06.960	10	58.964	1:07.551
			3	1:02.808	1:20.546									

Weather / Track : Cloudy / Dry

Donington Park National  
Circuit Length = 1.9791 miles  
Start: 16:08 End: 16:35

# GP Masters

## RACE 2 - LAP CHART

Lap 16			Lap 17			Lap 18			Lap 19			Lap 20		
No	Behind	Laptime	No	Behind	Laptime	No	Behind	Laptime	No	Behind	Laptime	No	Behind	Laptime
69		1:02.836	69		1:03.580	69		1:03.737	69		1:04.659	69		1:04.789
31	0.560	1:02.698	17	1 LAP	1:08.609	31	5.081	1:07.812	31	8.875	1:08.453	31	9.263	1:05.177
3	1 LAP	1:09.415	31	1.006	1:04.026	17	1 LAP	1:08.698	17	1 LAP	1:07.998	17	1 LAP	1:08.352
11	1 LAP	1:08.921	3	1 LAP	1:08.520	10	1 LAP	1:15.944	10	1 LAP	1:09.230	10	1 LAP	1:08.596
30	1 LAP	1:09.653	11	1 LAP	1:08.555	3	1 LAP	1:09.151	1	1 LAP	1:23.493	1	1 LAP	1:07.760
25	1 LAP	1:09.369	25	1 LAP	1:09.882	11	1 LAP	1:09.247	3	1 LAP	1:10.149	3	1 LAP	1:09.657
18	1 LAP	1:08.211	30	1 LAP	1:14.316	25	1 LAP	1:10.592	11	1 LAP	1:11.030	11	1 LAP	1:10.960
40	1 LAP	1:08.290	18	1 LAP	1:09.090	18	1 LAP	1:08.015	25	1 LAP	1:11.835	25	1 LAP	1:10.209
23	53.716	1:07.724	40	1 LAP	1:09.334	40	1 LAP	1:09.135	18	1 LAP	1:08.611	18	1 LAP	1:10.150
16	54.067	1:08.799	23	57.133	1:06.997	23	1:01.318	1:07.922	40	1 LAP	1:10.502			
1	1:00.375	1:05.870	16	57.434	1:06.947	16	1:01.494	1:07.797	23	1:03.991	1:07.332			
10	1:03.107	1:06.979	1	1:02.682	1:05.887				16	1:04.128	1:07.293			

Weather / Track : Cloudy / Dry

Donington Park National  
Circuit Length = 1.9791 miles  
Start: 16:08 End: 16:35


# GP Masters

## RACE 2 - LAP CHART

Lap 21			Lap 22			Lap 23			Lap 24		
No	Behind	Laptime	No	Behind	Laptime	No	Behind	Laptime	No	Behind	Laptime
69		1:06.080	69		1:05.437	69		1:08.126	69		1:14.961
16	1 LAP	1:09.853	25	2 LAPS	1:11.290	25	2 LAPS	1:10.210	25	2 LAPS	1:11.621
40	2 LAPS	1:13.825	18	2 LAPS	1:11.458	18	2 LAPS	1:10.481	16	1 LAP	1:12.295
31	9.775	1:06.592	16	1 LAP	1:07.983	16	1 LAP	1:08.334	18	2 LAPS	1:14.727
23	1 LAP	1:19.401	40	2 LAPS	1:11.115	40	2 LAPS	1:10.916	23	1 LAP	1:08.554
17	1 LAP	1:09.744	23	1 LAP	1:08.728	23	1 LAP	1:08.254	40	2 LAPS	1:13.211
10	1 LAP	1:07.434	17	1 LAP	1:08.989	17	1 LAP	1:08.112	17	1 LAP	1:07.638
1	1 LAP	1:07.451	10	1 LAP	1:06.205	10	1 LAP	1:07.437	10	1 LAP	1:09.690
3	1 LAP	1:10.120	1	1 LAP	1:06.574	1	1 LAP	1:07.368	1	1 LAP	1:09.774
11	1 LAP	1:12.062	3	1 LAP	1:10.882	3	1 LAP	1:10.666	3	1 LAP	1:09.492
			11	1 LAP	1:11.123	11	1 LAP	1:12.283	11	1 LAP	1:13.421

# GP Masters

## RACE 9 - GRID

ROW 8	29 Philip HALL	14 Chris PERKINS
ROW 7	30 Mike WRIGLEY	80 Sidney HOOLE
ROW 6	40 Rudolf ERNST	31 Steve HARTLEY
ROW 5	25 Ron MAYDON	18 James HAGAN
ROW 4	3 Ian SIMMONDS	11 Andrew BEAUMONT
ROW 3	10 Manfredo ROSSI di MONTELERA	1 Frank BRADLEY
ROW 2	23 Paul KNAPFIELD	17 Mark DWYER
ROW 1	69 Rowland KINCH	16 Richard BARBER
<b>Pole</b>		
		

Donington Park National  
Circuit Length = 1.9791 miles

**These results are provisional until the conclusion of any judicial and technical matters.**

Clerk of Course :		Timekeeper :
-------------------	--	--------------

# GP Masters

## RACE 9 - CLASSIFICATION

POS	NO	CL	NAME	ENTRY	LAPS	TIME	GAP	DIFF	MPH	BEST	ON
1	69	Head	<b>Rowland KINCH</b>	Arrows A4	18	25:05.757			85.16	1:02.835	17
2	31	Head	<b>Steve HARTLEY</b>	Arrows A4	18	25:07.382	<b>1.625</b>	1.625	85.07	1:02.382	15
3	16	Laud:	<b>Richard BARBER</b>	Fittipaldi F5a	18	25:26.163	<b>20.406</b>	18.781	84.03	1:05.481	2
4	17	Head	<b>Mark DWYER</b>	March 811	18	25:26.892	<b>21.135</b>	0.729	83.98	1:06.007	15
5	1	Head	<b>Frank BRADLEY</b>	Tyrrell 009	18	25:27.382	<b>21.625</b>	0.490	83.96	1:04.874	15
6	10	Fittip:	<b>Manfredo ROSSI di MONTELERA</b>	Brabham BT42	18	25:36.339	<b>30.582</b>	8.957	83.47	1:05.467	15
7	29	Head	<b>Philip HALL</b>	Arrows A3-3	18	25:45.329	<b>39.572</b>	8.990	82.98	1:08.105	17
8	80	Head	<b>Sidney HOOLE</b>	Lotus 80	18	25:54.468	<b>48.711</b>	9.139	82.49	1:08.828	17
9	18	Fittip:	<b>James HAGAN</b>	Surtees TS16	18	25:58.124	<b>52.367</b>	3.656	82.30	1:08.209	16
10	30	Stew:	<b>Mike WRIGLEY</b>	March 711	18	25:59.636	<b>53.879</b>	1.512	82.22	1:08.547	15
11	11	Fittip:	<b>Andrew BEAUMONT</b>	Lotus 76/1	18	25:59.844	<b>54.087</b>	0.208	82.21	1:09.797	17
12	25	Fittip:	<b>Ron MAYDON</b>	Amon F101	17	25:14.656	<b>1 lap</b>	1 lap	79.96	1:10.217	15

### NOT CLASSIFIED

<i>DNF</i>	40	Stew:	<b>Rudolf ERNST</b>	March 721	16	24:12.155	<b>2 laps</b>	1 lap	78.50	1:10.317	15
<i>DNF</i>	23	Laud:	<b>Paul KNAPFIELD</b>	Penske PC3	12	23:27.411	<b>6 laps</b>	4 laps	60.74	1:05.545	3
<i>DNF</i>	3	Head	<b>Ian SIMMONDS</b>	Tyrrell 012	1	1:13.833	<b>17 laps</b>	11 laps	96.49		

### FASTEST LAP

31	Head	<b>Steve HARTLEY</b>	Arrows A4	15	1:02.382	114.20 mph	183.80 kph
10	Fittip:	<b>Manfredo ROSSI di MONTELERA</b>	Brabham BT42	15	1:05.467	108.82 mph	175.14 kph
16	Laud:	<b>Richard BARBER</b>	Fittipaldi F5a	2	1:05.481	108.80 mph	175.10 kph
30	Stew:	<b>Mike WRIGLEY</b>	March 711	15	1:08.547	103.93 mph	167.27 kph

Car No 10 - 10 second penalty - Q Appendix 2 1.12. - Overtaking before the Start / Finish Line

Weather / Track : Bright / Dry

These results are provisional until the conclusion of any judicial and technical matters.

Donington Park National  
Circuit Length = 1.9791 miles  
Start: 15:28 End: 15:54

Clerk of Course :	Timekeeper :
-------------------	--------------

# GP Masters

## RACE 9 - LAP CHART

Lap 1			Lap 2			Lap 3			Lap 4			Lap 5		
No	Behind	Laptime	No	Behind	Laptime	No	Behind	Laptime	No	Behind	Laptime	No	Behind	Laptime
69		1:06.470	69		1:04.618	69		1:04.300	69		1:03.949	69		1:36.699
16	2.408	1:08.878	16	3.271	1:05.481	16	5.247	1:06.276	16	51.253	1:49.955	23	1:20.579	2:05.517 P
23	3.470	1:09.940	23	4.793	1:05.941	23	6.038	1:05.545	23	51.761	1:49.672	16	1:20.615	2:06.061
17	4.545	1:11.015	17	6.845	1:06.918	31	6.328	1:02.692	31	52.398	1:50.019	31	1:22.157	2:06.458
3	7.363	1:13.833	31	7.936	1:04.565	17	10.314	1:07.769	17	52.922	1:46.557	17	1:22.919	2:06.696
10	7.558	1:14.028	10	10.638	1:07.698	10	12.402	1:06.064	10	53.537	1:45.084	10	1:24.347	2:07.509
31	7.989	1:14.459	1	16.668	1:11.514	25	22.708	1:10.296	25	54.963	1:36.204	25	1:25.072	2:06.808
1	9.772	1:16.242	25	16.712	1:11.537	1	22.795	1:10.427	1	55.485	1:36.639	1	1:25.941	2:07.155
25	9.793	1:16.263	11	16.994	1:11.070	11	23.823	1:11.129	11	56.513	1:36.639	11	1:27.251	2:07.437
11	10.542	1:17.012	18	17.564	1:11.180	18	24.103	1:10.839	18	57.554	1:37.400	18	1:28.012	2:07.157
18	11.002	1:17.472	80	18.280	1:11.449	29	24.810	1:10.344	29	57.925	1:37.064	29	1:28.718	2:07.492
80	11.449	1:17.919	29	18.766	1:11.662	80	25.939	1:11.959	80	58.456	1:36.466	80	1:29.202	2:07.445
29	11.722	1:18.192	40	21.404	1:13.398	40	29.335	1:12.231	40	59.714	1:34.328	40	1:30.587	2:07.572
40	12.624	1:19.094	30	21.779	1:13.289	30	30.218	1:12.739	30	1:00.844	1:34.575	30	1:31.222	2:07.077
30	13.108	1:19.578												

Weather / Track : Bright / Dry

Donington Park National  
 Circuit Length = 1.9791 miles  
 Start: 15:28 End: 15:54

# GP Masters

## RACE 9 - LAP CHART

Lap 6			Lap 7			Lap 8			Lap 9			Lap 10		
No	Behind	Laptime	No	Behind	Laptime	No	Behind	Laptime	No	Behind	Laptime	No	Behind	Laptime
69		1:35.221	69		1:55.617	69		1:55.462	69		2:21.499	69		2:10.149
16	1:44.097	1:58.703	16	1:10.452	1:21.972	16	23.931	1:08.941	16	1.176	1:58.744	16	0.793	2:09.766
31	1:44.751	1:57.815	31	1:10.902	1:21.768	31	24.243	1:08.803	31	1.813	1:59.069	31	1.287	2:09.623
17	1:45.212	1:57.514	17	1:11.575	1:21.980	17	25.007	1:08.894	17	2.656	1:59.148	17	2.073	2:09.566
10	1:46.106	1:56.980	10	1:11.908	1:21.419	10	25.237	1:08.791	10	3.069	1:59.331	10	2.485	2:09.565
25	1:47.158	1:57.307	25	1:15.256	1:23.715	25	30.462	1:10.668	25	3.994	1:55.031	25	3.527	2:09.682
1	1:47.819	1:57.099	1	1:16.453	1:24.251	1	30.611	1:09.620	1	4.590	1:55.478	1	3.802	2:09.361
11	1:49.117	1:57.087	11	1:18.212	1:24.712	11	33.533	1:10.783	11	5.617	1:53.583	11	4.710	2:09.242
18	1:49.900	1:57.109	18	1:18.631	1:24.348	18	34.020	1:10.851	18	6.080	1:53.559	18	5.885	2:09.954
29	1:50.566	1:57.069	29	1:20.439	1:25.490	29	35.205	1:10.228	29	6.810	1:53.104	29	6.353	2:09.692
80	1:51.347	1:57.366	80	1:24.819	1:29.089	40	45.138	1:14.515	30	7.097	1:42.942	30	6.636	2:09.688
40	1:53.100	1:57.734	40	1:26.085	1:28.602	30	45.654	1:14.397	80	7.829	1:41.619	80	7.321	2:09.641
30	1:53.398	1:57.397	30	1:26.719	1:28.938	80	47.709	1:18.352	40	8.187	1:44.548 P	40	8.677	2:10.639
												23	4 LAPS	9:21.376

Weather / Track : Bright / Dry

Donington Park National  
 Circuit Length = 1.9791 miles  
 Start: 15:28 End: 15:54

# GP Masters

## RACE 9 - LAP CHART

Lap 11			Lap 12			Lap 13			Lap 14			Lap 15		
No	Behind	Laptime	No	Behind	Laptime	No	Behind	Laptime	No	Behind	Laptime	No	Behind	Laptime
69		1:46.570	69		1:05.135	69		1:03.911	69		1:03.269	69		1:03.363
16	0.375	1:46.152	16	1.347	1:06.107	31	3.035	1:04.861	31	2.548	1:02.782	31	1.567	1:02.382
31	0.625	1:45.908	31	2.085	1:06.595	16	4.951	1:07.515	16	7.566	1:05.884	16	10.416	1:06.213
10	1.046	1:45.131	10	2.703	1:06.792	10	5.055	1:06.263	10	8.512	1:06.726	10	10.616	1:05.467
17	1.140	1:45.637	17	3.897	1:07.892	17	6.124	1:06.138	17	9.288	1:06.433	17	11.932	1:06.007
25	1.706	1:44.749	1	6.598	1:09.826	1	9.520	1:06.833	1	11.674	1:05.423	1	13.185	1:04.874
1	1.907	1:44.675	11	8.575	1:10.856	29	13.634	1:08.258	29	18.839	1:08.474	23	4 LAPS	1:06.709
11	2.854	1:44.714	18	8.864	1:10.567	18	14.655	1:09.702	23	4 LAPS	1:07.550	29	24.072	1:08.596
18	3.432	1:44.117	29	9.287	1:10.563	23	4 LAPS	1:08.864	18	22.034	1:10.648	18	27.149	1:08.478
29	3.859	1:44.076	30	9.978	1:10.421	11	16.576	1:11.912	11	23.544	1:10.237	11	30.384	1:10.203
30	4.692	1:44.626	23	4 LAPS	1:08.289	80	17.695	1:09.763	80	24.075	1:09.649	80	30.824	1:10.112
80	5.644	1:44.893	80	11.843	1:11.334	30	19.586	1:13.519	30	26.110	1:09.793	30	31.294	1:08.547
40	6.838	1:44.731	40	14.233	1:12.530	40	21.126	1:10.804	40	28.290	1:10.433	40	35.244	1:10.317
23	4 LAPS	1:09.754	25	25.855	1:29.284	25	37.955	1:16.011	25	46.048	1:11.362	25	52.902	1:10.217

Weather / Track : Bright / Dry

Donington Park National  
Circuit Length = 1.9791 miles  
Start: 15:28 End: 15:54

# GP Masters

## RACE 9 - LAP CHART

Lap 16			Lap 17			Lap 18		
No	Behind	Laptime	No	Behind	Laptime	No	Behind	Laptime
69		1:03.202	69		1:02.835	69		1:03.488
31	1.043	1:02.678	31	0.806	1:02.598	31	1.625	1:04.307
16	13.874	1:06.660	40	1 LAP	1:40.679 P	25	1 LAP	1:13.828
10	14.141	1:06.727	16	17.611	1:06.572	16	20.406	1:06.283
17	14.836	1:06.106	10	17.681	1:06.375	10	20.582	1:06.389
1	15.836	1:05.853	17	18.273	1:06.272	17	21.135	1:06.350
23	4 LAPS	1:08.254 P	1	19.094	1:06.093	1	21.625	1:06.019
29	29.450	1:08.580	29	34.720	1:08.105	29	39.572	1:08.340
18	32.156	1:08.209	18	37.576	1:08.255	80	48.711	1:08.941
80	37.265	1:09.643	80	43.258	1:08.828	18	52.367	1:18.279
11	37.765	1:10.583	11	44.727	1:09.797	30	53.879	1:11.830
30	38.091	1:09.999	30	45.537	1:10.281	11	54.087	1:12.848
25	1:01.394	1:11.694						

**Proto 70's incl Invited MSP Cars**

**QUALIFYING - RACE 3 - CLASSIFICATION**

POS	NO	CL	NAME	ENTRY	TIME	ON	LAPS	GAP	DIFF	MPH
1	11	MSP	<b>Mike DONOVAN</b>	Spice SE88C	<b>1:04.224</b>	9	11			110.93
2	88	MSP	<b>Chris RANDALL</b>	Nissan NPT-90	<b>1:04.532</b>	6	8	<b>0.308</b>	0.308	110.40
3	1	Proto:	<b>Leo VOYAZIDES</b>	Lola T280	<b>1:07.205</b>	16	17	<b>2.981</b>	2.673	106.01
4	3	CanA	<b>Richard PIPER</b>	McLaren M8F	<b>1:08.461</b>	12	13	<b>4.237</b>	1.256	104.06
5	87	Proto:	<b>Carlos MONTEVERDE</b>	Lola T292	<b>1:09.704</b>	3	3	<b>5.480</b>	1.243	102.21
6	29	MSP	<b>Nick RANDALL</b>	Spice SE91C	<b>1:10.926</b>	14	19	<b>6.702</b>	1.222	100.45
7	38	GT	<b>Sean McINERNEY</b>	BMW M1 IMSA	<b>1:11.730</b>	4	6	<b>7.506</b>	0.804	99.32
8	54	GT	<b>David ELLIS</b>	AM GT700R	<b>1:12.062</b>	6	12	<b>7.838</b>	0.332	98.86
9	34	GT	<b>Michael McINERNEY</b>	BMW M1 Procar	<b>1:15.386</b>	8	11	<b>11.162</b>	3.324	94.50
10	10	Proto:	<b>Ron MAYDON</b>	GRD	<b>1:21.335</b>	6	8	<b>17.111</b>	5.949	87.59

**Weather / Track : Cloudy / Dry**

**These results are provisional until the conclusion of any judicial and technical matters.**

Donington Park National  
 Circuit Length = 1.9791 miles  
 Start: 11:19 End: 11:44

Clerk of Course :		Timekeeper :
-------------------	--	--------------

**Proto 70's incl Invited MSP Cars**  
**QUALIFYING - RACE 3 - LAP ANALYSIS**

<b>1</b>	<b>Leo VOYAZIDES</b>		Protos Lola T280				
1 -	1:27.124	+ 19.919	11:21:18.114	10 -	1:08.122	+ 0.917	11:33:49.217
2 -	1:16.964	+ 9.759	11:22:35.078	11 -	1:11.856	+ 4.651	11:35:01.073
3 -	1:09.455	+ 2.250	11:23:44.533	12 -	1:07.498	+ 0.293	11:36:08.571
4 -	1:08.992	+ 1.787	11:24:53.525	13 -	1:07.230	+ 0.025	11:37:15.801
5 -	1:09.330	+ 2.125	11:26:02.855	14 -	1:07.601	+ 0.396	11:38:23.402
6 -	1:07.579	+ 0.374	11:27:10.434	15 -	1:10.150	+ 2.945	11:39:33.552
7 -	1:09.301	+ 2.096	11:28:19.735	16 -	<b>1:07.205</b>		<b>11:40:40.757</b>
8 -	1:17.393 P	+ 10.188	11:29:37.128	17 -	1:24.010 P	+ 16.805	11:42:04.767
9 -	3:03.967	+ 1:56.762	11:32:41.095				
<b>3</b>	<b>Richard PIPER</b>		JanAn McLaren M8F				
1 -	1:43.194	+ 34.733	11:21:15.022	8 -	1:09.551	+ 1.090	11:30:09.116
2 -	1:30.042	+ 21.581	11:22:45.064	9 -	1:22.567 P	+ 14.106	11:31:31.683
3 -	1:20.268	+ 11.807	11:24:05.332	10 -	3:51.863	+ 2:43.402	11:35:23.546
4 -	1:14.298	+ 5.837	11:25:19.630	11 -	1:08.816	+ 0.355	11:36:32.362
5 -	1:17.210	+ 8.749	11:26:36.840	12 -	<b>1:08.461</b>		<b>11:37:40.823</b>
6 -	1:12.087	+ 3.626	11:27:48.927	13 -	1:35.949 P	+ 27.488	11:39:16.772
7 -	1:10.638	+ 2.177	11:28:59.565				
<b>10</b>	<b>Ron MAYDON</b>		Protos GRD				
1 -	1:49.363 P	+ 28.028	11:22:44.869	5 -	1:22.306	+ 0.971	11:30:30.511
2 -	3:32.423	+ 2:11.088	11:26:17.292	6 -	<b>1:21.335</b>		<b>11:31:51.846</b>
3 -	1:26.630	+ 5.295	11:27:43.922	7 -	1:24.647	+ 3.312	11:33:16.493
4 -	1:24.283	+ 2.948	11:29:08.205	8 -	1:25.393 P	+ 4.058	11:34:41.886
<b>11</b>	<b>Mike DONOVAN</b>		MSP Spice SE88C				
1 -	1:22.788	+ 18.564	11:20:31.807	7 -	1:04.272	+ 0.048	11:29:11.645
2 -	1:10.891	+ 6.667	11:21:42.698	8 -	1:07.032	+ 2.808	11:30:18.677
3 -	1:06.322	+ 2.098	11:22:49.020	9 -	<b>1:04.224</b>		<b>11:31:22.901</b>
4 -	1:12.567	+ 8.343	11:24:01.587	10 -	1:20.067 P	+ 15.843	11:32:42.968
5 -	1:16.110 P	+ 11.886	11:25:17.697	11 -	10:37.088 P	+ 9:32.864	11:43:20.056
6 -	2:49.676	+ 1:45.452	11:28:07.373				
<b>29</b>	<b>Nick RANDALL</b>		MSP Spice SE91C				
1 -	1:45.902	+ 34.976	11:21:30.560	11 -	1:12.611	+ 1.685	11:34:47.275
2 -	1:28.511	+ 17.585	11:22:59.071	12 -	1:12.030	+ 1.104	11:35:59.305
3 -	1:20.333	+ 9.407	11:24:19.404	13 -	1:11.360	+ 0.434	11:37:10.665
4 -	1:21.174	+ 10.248	11:25:40.578	14 -	<b>1:10.926</b>		<b>11:38:21.591</b>
5 -	1:15.975	+ 5.049	11:26:56.553	15 -	1:12.728	+ 1.802	11:39:34.319
6 -	1:17.009	+ 6.083	11:28:13.562	16 -	1:11.501	+ 0.575	11:40:45.820
7 -	1:14.348	+ 3.422	11:29:27.910	17 -	1:22.356	+ 11.430	11:42:08.176
8 -	1:14.607	+ 3.681	11:30:42.517	18 -	1:13.324	+ 2.398	11:43:21.500
9 -	1:36.372	+ 25.446	11:32:18.889	19 -	1:15.519	+ 4.593	11:44:37.019
10 -	1:15.775	+ 4.849	11:33:34.664				
<b>34</b>	<b>Michael McINERNEY</b>		GT BMW M1 Procar				
1 -	1:32.918	+ 17.532	11:23:51.475	7 -	1:16.477	+ 1.091	11:35:05.369
2 -	1:23.596	+ 8.210	11:25:15.071	8 -	<b>1:15.386</b>		<b>11:36:20.755</b>
3 -	1:17.796	+ 2.410	11:26:32.867	9 -	1:31.809	+ 16.423	11:37:52.564
4 -	1:23.613 P	+ 8.227	11:27:56.480	10 -	1:15.925	+ 0.539	11:39:08.489
5 -	4:36.035	+ 3:20.649	11:32:32.515	11 -	1:16.308 P	+ 0.922	11:40:24.797
6 -	1:16.377	+ 0.991	11:33:48.892				
<b>38</b>	<b>Sean McINERNEY</b>		GT BMW M1 IMSA				
1 -	1:26.757	+ 15.027	11:24:12.675	4 -	<b>1:11.730</b>		<b>11:27:58.395</b>
2 -	1:19.465	+ 7.735	11:25:32.140	5 -	1:15.090 P	+ 3.360	11:29:13.485
3 -	1:14.525	+ 2.795	11:26:46.665	6 -	2:44.247 P	+ 1:32.517	11:31:57.732
<b>54</b>	<b>David ELLIS</b>		GT AM GT700R				
1 -	1:41.522	+ 29.460	11:26:39.406	7 -	1:14.483	+ 2.421	11:35:02.317
2 -	1:48.102	+ 36.040	11:28:27.508	8 -	1:15.407	+ 3.345	11:36:17.724

Weather / Track : Cloudy / Dry

Donington Park National  
Circuit Length = 1.9791 miles  
Start: 11:19 End: 11:44


**Proto 70's incl Invited MSP Cars**  
**QUALIFYING - RACE 3 - LAP ANALYSIS**

3 -	1:35.589	+ 23.527	11:30:03.097	9 -	1:19.699	+ 7.637	11:37:37.423
4 -	1:18.219	+ 6.157	11:31:21.316	10 -	1:32.405	+ 20.343	11:39:09.828
5 -	1:14.456	+ 2.394	11:32:35.772	11 -	1:26.779	+ 14.717	11:40:36.607
6 -	<b>1:12.062</b>		<b>11:33:47.834</b>	12 -	1:38.610 P	+ 26.548	11:42:15.217
<b>87</b>	<b>Carlos MONTEVERDE</b> Protos Lola T292						
1 -	1:17.252	+ 7.548	11:20:34.742	3 -	<b>1:09.704</b>		<b>11:22:55.492</b>
2 -	1:11.046	+ 1.342	11:21:45.788				
<b>88</b>	<b>Chris RANDALL</b> MSP Nissan NPT-90						
1 -	1:39.583	+ 35.051	11:21:12.551	5 -	1:07.403	+ 2.871	11:25:53.937
2 -	1:19.053	+ 14.521	11:22:31.604	6 -	<b>1:04.532</b>		<b>11:26:58.469</b>
3 -	1:08.734	+ 4.202	11:23:40.338	7 -	1:06.290	+ 1.758	11:28:04.759
4 -	1:06.196	+ 1.664	11:24:46.534	8 -	1:06.055	+ 1.523	11:29:10.814

Weather / Track : Cloudy / Dry

Donington Park National  
 Circuit Length = 1.9791 miles  
 Start: 11:19 End: 11:44

**Proto 70's incl Invited MSP Cars**  
**RACE 3 - GRID**

ROW 5	1:15.386 34 Michael McINERNEY	1:21.335 10 Ron MAYDON
ROW 4	1:11.730 38 Sean McINERNEY	1:12.062 54 David ELLIS
ROW 3	1:09.704 87 Carlos MONTEVERDE	1:10.926 29 Nick RANDALL
ROW 2	1:07.205 1 Leo VOYAZIDES	1:08.461 3 Richard PIPER
ROW 1	1:04.224 11 Mike DONOVAN	1:04.532 88 Chris RANDALL
<b>Pole</b>		
		

Donington Park National  
 Circuit Length = 1.9791 miles

**These results are provisional until the conclusion of any judicial and technical matters.**

Clerk of Course :		Timekeeper :

**Proto 70's incl Invited MSP Cars**  
**RACE 3 - CLASSIFICATION**

POS	NO	CL	NAME	ENTRY	LAPS	TIME	GAP	DIFF	MPH	BEST	ON
1	11	MSP	<b>Mike DONOVAN</b>	Spice SE88C	28	31:03.666		107.04		1:04.679	25
2	1	Proto:	<b>Leo VOYAZIDES</b>	Lola T280	28	31:56.353	<b>52.687</b>	52.687	104.09	1:07.885	21
3	87	Proto:	<b>Carlos MONTEVERDE</b>	Lola T292	27	31:15.468	<b>1 lap</b>	1 lap	102.56	1:08.041	6
4	3	CanA	<b>Richard PIPER</b>	McLaren M8F	27	31:42.357	<b>1 lap</b>	26.889	101.11	1:08.888	2
5	29	MSP	<b>Nick RANDALL</b>	Spice SE91C	26	31:43.207	<b>2 laps</b>	1 lap	97.33	1:10.018	25
6	34	GT	<b>Michael McINERNEY</b>	BMW M1 Procar	12	15:21.574	<b>16 laps</b>	14 laps	92.77	1:14.621	3
NOT CLASSIFIED											
DNC	10	Proto:	<b>Ron MAYDON</b>	GRD	9	11:59.299	<b>19 laps</b>	3 laps	89.14	1:16.788	5
DNC	54	GT	<b>David ELLIS</b>	AM GT700R	8	10:20.320	<b>20 laps</b>	1 lap	91.88	1:11.366	2
DNC	38	GT	<b>Sean McINERNEY</b>	BMW M1 IMSA	4	4:59.938	<b>24 laps</b>	4 laps	95.01	1:13.073	3
FASTEST LAP											
11	MSP	<b>Mike DONOVAN</b>	Spice SE88C		25	1:04.679		110.15 mph		177.27 kph	
1	Proto:	<b>Leo VOYAZIDES</b>	Lola T280		21	1:07.885		104.95 mph		168.90 kph	
3	CanA	<b>Richard PIPER</b>	McLaren M8F		2	1:08.888		103.42 mph		166.44 kph	
54	GT	<b>David ELLIS</b>	AM GT700R		2	1:11.366		99.83 mph		160.66 kph	

Weather / Track : Cloudy / Dry  
 These results are provisional until the conclusion of any judicial and technical matters.

Donington Park National  
 Circuit Length = 1.9791 miles  
 Start: 16:52 End: 17:24

Clerk of Course :	Timekeeper :
-------------------	--------------

**Proto 70's incl Invited MSP Cars**

**RACE 3 - LAP CHART**

Lap 1			Lap 2			Lap 3			Lap 4			Lap 5		
No	Behind	Laptime	No	Behind	Laptime	No	Behind	Laptime	No	Behind	Laptime	No	Behind	Laptime
11		1:10.420	11		1:06.082	11		1:06.985	11		1:05.570	11		1:06.594
1	1.180	1:11.600	1	3.309	1:08.211	1	4.637	1:08.313	1	7.366	1:08.299	1	8.909	1:08.137
87	1.846	1:12.266	87	5.777	1:10.013	87	8.623	1:09.831	87	12.736	1:09.683	87	14.665	1:08.523
3	3.977	1:14.397	3	6.783	1:08.888	3	9.343	1:09.545	3	13.425	1:09.652	3	15.835	1:09.004
54	5.673	1:16.093	54	10.957	1:11.366	54	16.995	1:13.023	54	27.210	1:15.785	54	35.410	1:14.794
38	6.263	1:16.683	38	13.365	1:13.184	38	19.453	1:13.073	29	28.025	1:13.252	29	37.129	1:15.698
29	8.065	1:18.485	29	14.458	1:12.475	29	20.343	1:12.870	38	30.881	1:16.998 P	34	44.097	1:15.144
34	9.901	1:20.321	34	18.643	1:14.824	34	26.279	1:14.621	34	35.547	1:14.838	10	58.797	1:16.788
10	13.890	1:24.310	10	26.181	1:18.373	10	36.794	1:17.598	10	48.603	1:17.379			

Weather / Track : Cloudy / Dry

Donington Park National  
 Circuit Length = 1.9791 miles  
 Start: 16:52 End: 17:24

**Proto 70's incl Invited MSP Cars**

**RACE 3 - LAP CHART**

Lap 6			Lap 7			Lap 8			Lap 9			Lap 10		
No	Behind	Laptime	No	Behind	Laptime	No	Behind	Laptime	No	Behind	Laptime	No	Behind	Laptime
11		1:06.557	11		1:07.548	11		1:06.883	11		1:06.880	11		1:06.020
1	11.143	1:08.791	10	1 LAP	1:17.583	1	13.335	1:08.185	34	1 LAP	1:17.056	34	1 LAP	1:15.359
87	16.149	1:08.041	1	12.033	1:08.438	10	1 LAP	1:18.022	1	14.538	1:08.083	1	16.860	1:08.342
3	20.917	1:11.639	3	23.988	1:10.619	3	27.025	1:09.920	54	1 LAP	1:41.997 P	87	33.546	1:09.712
54	41.408	1:12.555	87	24.976	1:16.375	87	27.280	1:09.187	10	1 LAP	1:17.938	3	34.814	1:10.182
29	44.110	1:13.538	54	48.567	1:14.707	29	56.730	1:14.381	87	29.854	1:09.454	10	1 LAP	1:31.308 P
34	52.166	1:14.626	29	49.232	1:12.670				3	30.652	1:10.507			
			34	59.415	1:14.797				29	1:02.903	1:13.053			

Weather / Track : Cloudy / Dry

Donington Park National  
 Circuit Length = 1.9791 miles  
 Start: 16:52 End: 17:24

**Proto 70's incl Invited MSP Cars**

**RACE 3 - LAP CHART**

Lap 11			Lap 12			Lap 13			Lap 14			Lap 15		
No	Behind	Laptime	No	Behind	Laptime	No	Behind	Laptime	No	Behind	Laptime	No	Behind	Laptime
11		1:07.498	11		1:05.702	11		1:06.471	11		1:05.587	11		1:06.099
29	1 LAP	1:12.972	29	1 LAP	1:13.520	29	1 LAP	1:13.578	29	1 LAP	1:13.544	1	27.388	1:08.202
1	18.248	1:08.886	1	21.080	1:08.534	1	22.632	1:08.023	1	25.285	1:08.240	29	1 LAP	1:14.563
34	1 LAP	1:15.276	34	1 LAP	1:15.141	87	39.652	1:08.997	87	44.394	1:10.329	87	49.625	1:11.330
87	34.508	1:08.460	87	37.126	1:08.320	3	43.501	1:09.915	3	47.054	1:09.140	3	50.705	1:09.750
3	36.295	1:08.979	3	40.057	1:09.464	34	1 LAP	1:29.571 P						

Weather / Track : Cloudy / Dry

Donington Park National  
 Circuit Length = 1.9791 miles  
 Start: 16:52 End: 17:24

**Proto 70's incl Invited MSP Cars**

**RACE 3 - LAP CHART**

Lap 16			Lap 17			Lap 18			Lap 19			Lap 20		
No	Behind	Laptime	No	Behind	Laptime	No	Behind	Laptime	No	Behind	Laptime	No	Behind	Laptime
11		1:05.642	11		1:05.663	11		1:06.698	11		1:05.449	11		1:06.177
1	30.173	1:08.427	1	32.885	1:08.375	1	34.134	1:07.947	1	36.679	1:07.994	1	38.479	1:07.977
29	1 LAP	1:13.101	29	1 LAP	1:13.159	29	1 LAP	1:13.272	87	1:01.609	1:09.201	87	1:03.578	1:08.146
87	53.080	1:09.097	87	55.784	1:08.367	87	57.857	1:08.771	29	1 LAP	1:13.210			
3	54.633	1:09.570	3	58.027	1:09.057	3	1:01.415	1:10.086	3	1:06.031	1:10.065			

Weather / Track : Cloudy / Dry

Donington Park National  
 Circuit Length = 1.9791 miles  
 Start: 16:52 End: 17:24

**Proto 70's incl Invited MSP Cars**

**RACE 3 - LAP CHART**

Lap 21			Lap 22			Lap 23			Lap 24			Lap 25		
No	Behind	Laptime	No	Behind	Laptime	No	Behind	Laptime	No	Behind	Laptime	No	Behind	Laptime
11		1:08.092	11		1:05.374	11		1:05.746	11		1:05.158	11		1:04.679
29	2 LAPS	1:12.812	29	2 LAPS	1:13.155	87	1 LAP	1:09.414	87	1 LAP	1:08.258	87	1 LAP	1:08.337
3	1 LAP	1:11.891	3	1 LAP	1:11.104	3	1 LAP	1:10.320	3	1 LAP	1:12.789	3	1 LAP	1:12.515
1	38.272	1:07.885	1	41.109	1:08.211	29	2 LAPS	1:12.838	29	2 LAPS	1:14.079	29	2 LAPS	1:12.100
87	1:04.293	1:08.807				1	43.607	1:08.244	1	46.672	1:08.223	1	50.057	1:08.064

Weather / Track : Cloudy / Dry

Donington Park National  
 Circuit Length = 1.9791 miles  
 Start: 16:52 End: 17:24

# Proto 70's incl Invited MSP Cars


## RACE 3 - LAP CHART

Lap 26			Lap 27			Lap 28		
No	Behind	Laptime	No	Behind	Laptime	No	Behind	Laptime
11		1:06.918	11		1:06.343	11		1:10.831
87	1 LAP	1:08.834	87	1 LAP	1:09.110	87	1 LAP	1:08.605
3	1 LAP	1:11.851	3	1 LAP	1:11.195	3	1 LAP	1:10.313
29	2 LAPS	1:10.610	29	2 LAPS	1:10.018	29	2 LAPS	1:10.254
1	51.692	1:08.553	1	54.388	1:09.039	1	52.687	1:09.130

Weather / Track : Cloudy / Dry

Donington Park National  
Circuit Length = 1.9791 miles  
Start: 16:52 End: 17:24

**Proto 70's incl Invited MSP Cars**  
**RACE 8 - GRID - 2nd AMENDED**

ROW 4	34	Sean McINERNEY	
ROW 3	54	David ELLIS	88 Chris RANDALL
ROW 2	29	Nick RANDALL	10 Ron MAYDON
ROW 1	11	Mike DONOVAN	1 Leo VOYAZIDES
<b>Pole</b>			
			

Donington Park National  
Circuit Length = 1.9791 miles

**These results are provisional until the conclusion of any judicial and technical matters.**

Clerk of Course :		Timekeeper :
-------------------	--	--------------

**Proto 70's incl Invited MSP Cars**  
**RACE 8 - CLASSIFICATION**

POS	NO	CL	NAME	ENTRY	LAPS	TIME	GAP	DIFF	MPH	BEST	ON
1	11	MSP	<b>Mike DONOVAN</b>	Spice SE88C	26	30:24.714			101.51	1:04.379	15
2	1	Proto:	<b>Leo VOYAZIDES</b>	Lola T280	26	30:25.396	<b>0.682</b>	0.682	101.47	1:07.814	26
3	88	MSP	<b>Chris RANDALL</b>	Nissan NPT-90	26	30:55.449	<b>30.735</b>	30.053	99.83	1:03.441	15
4	34	GT	<b>Michael McINERNEY</b>	BMW M1 Procar	25	31:09.328	<b>1 lap</b>	1 lap	95.28	1:11.373	5
NOT CLASSIFIED											
DNC	29	MSP	<b>Nick RANDALL</b>	Spice SE91C	16	20:03.256	<b>10 laps</b>	9 laps	94.73	1:12.369	7
DNC	10	Proto:	<b>Ron MAYDON</b>	GRD	8	10:44.373	<b>18 laps</b>	8 laps	88.45	1:17.059	4
FASTEST LAP											
88	MSP	<b>Chris RANDALL</b>	Nissan NPT-90	15	1:03.441	112.30 mph	180.73 kph				
1	Proto:	<b>Leo VOYAZIDES</b>	Lola T280	26	1:07.814	105.06 mph	169.08 kph				
34	GT	<b>Michael McINERNEY</b>	BMW M1 Procar	5	1:11.373	99.82 mph	160.64 kph				

**Weather / Track : Bright / Dry**  
**These results are provisional until the conclusion of any judicial and technical matters.**

Donington Park National  
 Circuit Length = 1.9791 miles  
 Start: 14:44 End: 15:15

Clerk of Course :		Timekeeper :
-------------------	--	--------------

**Proto 70's incl Invited MSP Cars**

**RACE 8 - LAP CHART**

Lap 1			Lap 2			Lap 3			Lap 4			Lap 5		
No	Behind	Laptime	No	Behind	Laptime	No	Behind	Laptime	No	Behind	Laptime	No	Behind	Laptime
11		1:10.528	11		1:06.593	11		1:05.632	11		1:05.296	11		1:05.296
1	1.931	1:12.459	1	3.916	1:08.578	88	6.843	1:06.787	88	6.216	1:04.669	88	5.585	1:04.665
88	5.146	1:15.674	88	5.688	1:07.135	1	8.436	1:10.152	1	11.359	1:08.219	1	14.443	1:08.380
34	8.838	1:19.366	34	14.439	1:12.194	34	20.677	1:11.870	34	27.443	1:12.062	34	33.520	1:11.373
29	9.404	1:19.932	29	16.645	1:13.834	29	25.311	1:14.298	29	33.819	1:13.804	29	42.944	1:14.421
10	15.317	1:25.845	10	29.179	1:20.455	10	41.547	1:18.000	10	53.310	1:17.059			

Weather / Track : Bright / Dry

Donington Park National  
 Circuit Length = 1.9791 miles  
 Start: 14:44 End: 15:15

**Proto 70's incl Invited MSP Cars**

**RACE 8 - LAP CHART**

Lap 6			Lap 7			Lap 8			Lap 9			Lap 10		
No	Behind	Laptime	No	Behind	Laptime	No	Behind	Laptime	No	Behind	Laptime	No	Behind	Laptime
11		1:05.186	11		1:05.064	11		1:05.208	11		1:05.872	11		1:04.561
10	1 LAP	1:17.507	88	4.563	1:04.731	88	3.295	1:03.940	29	1 LAP	1:13.290	88	0.918	1:03.955
88	4.896	1:04.497	10	1 LAP	1:19.146	1	24.640	1:08.813	88	1.524	1:04.101	29	1 LAP	1:14.245
1	17.565	1:08.308	1	21.035	1:08.534	10	1 LAP	1:17.237	1	27.880	1:09.112	1	32.424	1:09.105
34	41.195	1:12.861	34	49.164	1:13.033	34	56.755	1:12.799	10	1 LAP	1:29.124 P			
29	51.928	1:14.170	29	59.233	1:12.369				34	1:04.131	1:13.248			

Weather / Track : Bright / Dry

Donington Park National  
 Circuit Length = 1.9791 miles  
 Start: 14:44 End: 15:15

**Proto 70's incl Invited MSP Cars**

**RACE 8 - LAP CHART**

Lap 11			Lap 12			Lap 13			Lap 14			Lap 15		
No	Behind	Laptime	No	Behind	Laptime	No	Behind	Laptime	No	Behind	Laptime	No	Behind	Laptime
11		1:04.978	88		1:05.252	88		1:04.521	88		1:04.293	88		1:03.441
88	0.522	1:04.582	11	0.514	1:06.288	11	0.946	1:04.953	11	1.456	1:04.803	11	2.394	1:04.379
34	1 LAP	1:14.760	34	1 LAP	1:14.135	34	1 LAP	1:14.112	34	1 LAP	1:13.174	34	1 LAP	1:13.606
29	1 LAP	1:14.286	29	1 LAP	1:13.609	29	1 LAP	1:13.839	29	1 LAP	1:12.933	1	53.052	1:09.362
1	36.076	1:08.630	1	38.750	1:08.448	1	42.854	1:08.625	1	47.131	1:08.570	29	1 LAP	1:14.231

**Proto 70's incl Invited MSP Cars**

**RACE 8 - LAP CHART**

Lap 16			Lap 17			Lap 18			Lap 19			Lap 20		
No	Behind	Laptime	No	Behind	Laptime	No	Behind	Laptime	No	Behind	Laptime	No	Behind	Laptime
11		1:05.126	11		1:05.467	11		1:13.536	11		1:11.685	11		1:10.110
88	3.042	1:10.562	88	18.189	1:20.614	29	2 LAPS	1:29.971 P	88	29.049	1:17.288	88	33.528	1:14.589
34	1 LAP	1:13.106	1	58.722	1:10.179	88	23.446	1:18.793	1	54.101	1:10.033	1	55.993	1:12.002
1	54.010	1:08.478	34	1 LAP	1:14.616	1	55.753	1:10.567	34	1 LAP	1:12.967	34	1 LAP	1:15.936
29	1 LAP	1:14.024				34	1 LAP	1:14.088						

Weather / Track : Bright / Dry

Donington Park National  
 Circuit Length = 1.9791 miles  
 Start: 14:44 End: 15:15

**Proto 70's incl Invited MSP Cars**

**RACE 8 - LAP CHART**

Lap 21			Lap 22			Lap 23			Lap 24			Lap 25		
No	Behind	Laptime	No	Behind	Laptime	No	Behind	Laptime	No	Behind	Laptime	No	Behind	Laptime
11		1:55.452	11		1:43.754	11		1:08.826	11		1:08.169	11		1:08.323
88	0.935	1:22.859	88	1.466	1:44.285	1	2.480	1:09.565	1	2.842	1:08.531	1	2.497	1:07.978
1	18.090	1:17.549	1	1.741	1:27.405	88	8.741	1:16.101	88	16.878	1:16.306	88	24.797	1:16.242
34	1 LAP	1:21.873	34	1 LAP	1:15.462	34	1 LAP	1:12.642	34	1 LAP	1:28.306	34	1 LAP	1:17.289

Weather / Track : Bright / Dry

Donington Park National  
 Circuit Length = 1.9791 miles  
 Start: 14:44 End: 15:15

**Proto 70's incl Invited MSP Cars**  
**RACE 8 - LAP CHART**

Lap 26		
No	Behind	Laptime
11		1:09.629
1	0.682	1:07.814
88	30.735	1:15.567
34	1 LAP	1:14.450

**Weather / Track : Bright / Dry**

Donington Park National  
Circuit Length = 1.9791 miles  
Start: 14:44 End: 15:15

# Sports Racing Masters

## QUALIFYING - RACE 5 - CLASSIFICATION

POS	NO	CL	NAME	ENTRY	TIME	ON	LAPS	GAP	DIFF	MPH
1	17	SRM	<b>JONES / HADFIELD</b>	Lola T70 Mk1 Spyder	<b>1:13.910</b>	20	20			96.39
2	87	SRM	<b>MONTEVERDE / PEARSON</b>	Lola T70 Spyder	<b>1:15.794</b>	5	15	<b>1.884</b>	1.884	94.00
3	19	SRM	<b>CHILES Snr / CHILES Jnr</b>	Hamill SR3	<b>1:16.343</b>	20	21	<b>2.433</b>	0.549	93.32
4	7	SRM	<b>Jay ESTERER</b>	Chinook Mk2	<b>1:16.488</b>	11	12	<b>2.578</b>	0.145	93.14
5	16	SRM	<b>JOLLY / FARTHING</b>	Cooper Monaco T61M	<b>1:16.821</b>	20	22	<b>2.911</b>	0.333	92.74
6	86	SRM	<b>FORSBREY / NEWALL</b>	Ford GT40 Mk1	<b>1:17.093</b>	15	18	<b>3.183</b>	0.272	92.41
7	88	SRM	<b>Marcus T MUSSA</b>	McLaren M1B	<b>1:17.139</b>	18	20	<b>3.229</b>	0.046	92.36
8	29	SRM	<b>Keith AHLERS</b>	Cooper Monaco King Cobra	<b>1:18.387</b>	12	17	<b>4.477</b>	1.248	90.89
9	21	SRM	<b>OWEN A / OWEN M</b>	Elva Mk VII S	<b>1:20.176</b>	13	14	<b>6.266</b>	1.789	88.86
10	71	SRM	<b>Gavin HENDERSON</b>	Ford GT40	<b>1:22.929</b>	19	20	<b>9.019</b>	2.753	85.91
11	89	SRM	<b>Mark PANGBORN</b>	Lotus 23B	<b>1:23.966</b>	21	21	<b>10.056</b>	1.037	84.85
12	30	SRM	<b>John BUSSEY</b>	Elva Mk VII	<b>1:24.305</b>	8	21	<b>10.395</b>	0.339	84.51
13	47	SRM	<b>ERNST / DINSE</b>	DRW Mk6 IMP	<b>1:25.968</b>	6	18	<b>12.058</b>	1.663	82.87

Car No 47 needs a working transponder - Q.12.2.1

Car No's 7 & 17 please check transponders intermittent signal.

Weather / Track : Bright / Dry

These results are provisional until the conclusion of any judicial and technical matters.

Donington Park National

Circuit Length = 1.9791 miles

Start: 11:54 End: 12:25

Clerk of Course :

Timekeeper :

# Sports Racing Masters

## QUALIFYING - RACE 5 - LAP ANALYSIS

<b>7</b>	<b>Jay ESTERER</b>		SRMD Chinook Mk2				
1 -	1:33.168	+ 16.680	11:56:25.168	7 -	1:20.842	+ 4.354	12:04:30.846
2 -	1:24.036	+ 7.548	11:57:49.204	8 -	1:23.137	+ 6.649	12:05:53.983
3 -	1:23.296	+ 6.808	11:59:12.500	9 -	1:19.144	+ 2.656	12:07:13.127
4 -	1:22.156	+ 5.668	12:00:34.656	10 -	1:18.659	+ 2.171	12:08:31.786
5 -	1:18.573	+ 2.085	12:01:53.229	11 -	<b>1:16.488</b>		<b>12:09:48.274</b>
6 -	1:16.775	+ 0.287	12:03:10.004	12 -	1:22.822 P	+ 6.334	12:11:11.096
<b>16</b>	<b>JOLLY / FARTHING</b>		SRMB Cooper Monaco T61M				
1 -	1:23.991	+ 7.170	11:56:03.044	12 -	1:18.172	+ 1.351	12:12:09.775
2 -	1:19.277	+ 2.456	11:57:22.321	13 -	1:17.872	+ 1.051	12:13:27.647
3 -	1:17.891	+ 1.070	11:58:40.212	14 -	1:18.682	+ 1.861	12:14:46.329
4 -	1:17.976	+ 1.155	11:59:58.188	15 -	1:18.490	+ 1.669	12:16:04.819
5 -	1:17.722	+ 0.901	12:01:15.910	16 -	1:20.020	+ 3.199	12:17:24.839
6 -	1:18.196	+ 1.375	12:02:34.106	17 -	1:18.331	+ 1.510	12:18:43.170
7 -	1:17.153	+ 0.332	12:03:51.259	18 -	1:17.699	+ 0.878	12:20:00.869
8 -	1:20.880 P	+ 4.059	12:05:12.139	19 -	1:21.772	+ 4.951	12:21:22.641
9 -	3:00.019	+ 1:43.198	12:08:12.158	20 -	<b>1:16.821</b>		<b>12:22:39.462</b>
10 -	1:18.857	+ 2.036	12:09:31.015	21 -	1:19.135	+ 2.314	12:23:58.597
11 -	1:20.588	+ 3.767	12:10:51.603	22 -	1:17.119	+ 0.298	12:25:15.716
<b>17</b>	<b>JONES / HADFIELD</b>		SRMD Lola T70 Mk1 Spyder				
1 -	1:32.049	+ 18.139	11:56:21.595	11 -	1:19.766	+ 5.856	12:12:54.217
2 -	2:03.859 P	+ 49.949	11:58:25.454	12 -	1:20.031	+ 6.121	12:14:14.248
3 -	3:18.059	+ 2:04.149	12:01:43.513	13 -	1:26.839 P	+ 12.929	12:15:41.087
4 -	1:22.277	+ 8.367	12:03:05.790	14 -	2:08.542	+ 54.632	12:17:49.629
5 -	1:24.809	+ 10.899	12:04:30.599	15 -	1:16.287	+ 2.377	12:19:05.916
6 -	1:25.762	+ 11.852	12:05:56.361	16 -	1:15.817	+ 1.907	12:20:21.733
7 -	1:29.119	+ 15.209	12:07:25.480	17 -	1:15.192	+ 1.282	12:21:36.925
8 -	1:23.338	+ 9.428	12:08:48.818	18 -	1:15.336	+ 1.426	12:22:52.261
9 -	1:22.630	+ 8.720	12:10:11.448	19 -	1:15.183	+ 1.273	12:24:07.444
10 -	1:23.003	+ 9.093	12:11:34.451	20 -	<b>1:13.910</b>		<b>12:25:21.354</b>
<b>19</b>	<b>CHILES Snr / CHILES Jnr</b>		SRMD Hamill SR3				
1 -	1:32.704	+ 16.361	11:56:20.816	12 -	1:18.429	+ 2.086	12:12:48.539
2 -	1:22.458	+ 6.115	11:57:43.274	13 -	1:18.311	+ 1.968	12:14:06.850
3 -	1:20.157	+ 3.814	11:59:03.431	14 -	1:16.950	+ 0.607	12:15:23.800
4 -	1:18.406	+ 2.063	12:00:21.837	15 -	1:17.168	+ 0.825	12:16:40.968
5 -	1:19.277	+ 2.934	12:01:41.114	16 -	1:17.311	+ 0.968	12:17:58.279
6 -	1:18.596	+ 2.253	12:02:59.710	17 -	1:19.385	+ 3.042	12:19:17.664
7 -	1:18.132	+ 1.789	12:04:17.842	18 -	1:18.149	+ 1.806	12:20:35.813
8 -	1:23.519 P	+ 7.176	12:05:41.361	19 -	1:17.492	+ 1.149	12:21:53.305
9 -	3:07.939	+ 1:51.596	12:08:49.300	20 -	<b>1:16.343</b>		<b>12:23:09.648</b>
10 -	1:21.459	+ 5.116	12:10:10.759	21 -	1:19.282	+ 2.939	12:24:28.930
11 -	1:19.351	+ 3.008	12:11:30.110				
<b>21</b>	<b>OWEN A / OWEN M</b>		SRMC Elva Mk VII S				
1 -	1:31.322	+ 11.146	11:56:22.537	8 -	1:22.690	+ 2.514	12:08:33.018
2 -	1:25.926	+ 5.750	11:57:48.463	9 -	1:20.936	+ 0.760	12:09:53.954
3 -	1:25.109	+ 4.933	11:59:13.572	10 -	1:33.644	+ 13.468	12:11:27.598
4 -	1:22.624	+ 2.448	12:00:36.196	11 -	1:23.173	+ 2.997	12:12:50.771
5 -	1:23.456	+ 3.280	12:01:59.652	12 -	1:20.243	+ 0.067	12:14:11.014
6 -	1:28.071 P	+ 7.895	12:03:27.723	13 -	<b>1:20.176</b>		<b>12:15:31.190</b>
7 -	3:42.605	+ 2:22.429	12:07:10.328	14 -	1:25.933 P	+ 5.757	12:16:57.123
<b>29</b>	<b>Keith AHLERS</b>		SRMB Cooper Monaco King Cobra				
1 -	1:26.369	+ 7.982	11:56:01.731	10 -	1:24.440 P	+ 6.053	12:08:22.913
2 -	1:35.777	+ 17.390	11:57:37.508	11 -	2:43.875	+ 1:25.488	12:11:06.788
3 -	1:21.737	+ 3.350	11:58:59.245	12 -	<b>1:18.387</b>		<b>12:12:25.175</b>
4 -	1:20.662	+ 2.275	12:00:19.907	13 -	1:20.177	+ 1.790	12:13:45.352
5 -	1:20.399	+ 2.012	12:01:40.306	14 -	1:18.835	+ 0.448	12:15:04.187
6 -	1:19.252	+ 0.865	12:02:59.558	15 -	1:22.109	+ 3.722	12:16:26.296

Car No 47 needs a working transponder - Q.12.2.1  
 Car No's 7 & 17 please check transponders intermittent signal.  
 Weather / Track : Bright / Dry

Donington Park National  
 Circuit Length = 1.9791 miles  
 Start: 11:54 End: 12:25

# Sports Racing Masters

## QUALIFYING - RACE 5 - LAP ANALYSIS

7 -	1:19.583	+ 1.196	12:04:19.141	16 -	1:18.541	+ 0.154	12:17:44.837
8 -	1:19.886	+ 1.499	12:05:39.027	17 -	1:32.173 P	+ 13.786	12:19:17.010
9 -	1:19.446	+ 1.059	12:06:58.473				
<b>30</b>	<b>John BUSSEY</b> SRMA Elva Mk VII						
1 -	1:39.915	+ 15.610	11:56:23.984	12 -	1:26.360	+ 2.055	12:12:11.430
2 -	1:30.232	+ 5.927	11:57:54.216	13 -	1:25.284	+ 0.979	12:13:36.714
3 -	1:28.598	+ 4.293	11:59:22.814	14 -	1:25.638	+ 1.333	12:15:02.352
4 -	1:27.616	+ 3.311	12:00:50.430	15 -	1:25.414	+ 1.109	12:16:27.766
5 -	1:25.144	+ 0.839	12:02:15.574	16 -	1:25.349	+ 1.044	12:17:53.115
6 -	1:25.484	+ 1.179	12:03:41.058	17 -	1:25.903	+ 1.598	12:19:19.018
7 -	1:24.708	+ 0.403	12:05:05.766	18 -	1:34.337	+ 10.032	12:20:53.355
8 -	<b>1:24.305</b>		<b>12:06:30.071</b>	19 -	1:25.653	+ 1.348	12:22:19.008
9 -	1:24.738	+ 0.433	12:07:54.809	20 -	1:27.159	+ 2.854	12:23:46.167
10 -	1:24.787	+ 0.482	12:09:19.596	21 -	1:26.511	+ 2.206	12:25:12.678
11 -	1:25.474	+ 1.169	12:10:45.070				
<b>47</b>	<b>ERNST / DINSE</b> SRMA DRW Mk6 IMP						
1 -	1:37.692	+ 11.724	11:56:16.948	10 -	1:36.848	+ 10.880	12:12:57.440
2 -	1:36.313	+ 10.345	11:57:53.261	11 -	1:33.624	+ 7.656	12:14:31.064
3 -	1:33.623	+ 7.655	11:59:26.884	12 -	1:31.772	+ 5.804	12:16:02.836
4 -	1:29.002	+ 3.034	12:00:55.886	13 -	1:29.104	+ 3.136	12:17:31.940
5 -	1:26.216	+ 0.248	12:02:22.102	14 -	1:31.950	+ 5.982	12:19:03.890
6 -	<b>1:25.968</b>		<b>12:03:48.070</b>	15 -	1:31.040	+ 5.072	12:20:34.930
7 -	2:51.602	+ 1:25.634	12:06:39.672	16 -	1:30.720	+ 4.752	12:22:05.650
8 -	1:33.324 P	+ 7.356	12:08:12.996	17 -	1:29.074	+ 3.106	12:23:34.724
9 -	3:07.596	+ 1:41.628	12:11:20.592	18 -	1:31.447	+ 5.479	12:25:06.171
<b>71</b>	<b>Gavin HENDERSON</b> SRMI Ford GT40						
1 -	1:37.333	+ 14.404	11:56:24.983	11 -	1:24.382	+ 1.453	12:10:39.303
2 -	1:30.576	+ 7.647	11:57:55.559	12 -	1:29.127 P	+ 6.198	12:12:08.430
3 -	1:27.809	+ 4.880	11:59:23.368	13 -	2:41.526	+ 1:18.597	12:14:49.956
4 -	1:25.851	+ 2.922	12:00:49.219	14 -	1:24.833	+ 1.904	12:16:14.789
5 -	1:25.523	+ 2.594	12:02:14.742	15 -	1:23.929	+ 1.000	12:17:38.718
6 -	1:24.043	+ 1.114	12:03:38.785	16 -	1:25.660	+ 2.731	12:19:04.378
7 -	1:23.788	+ 0.859	12:05:02.573	17 -	1:25.412	+ 2.483	12:20:29.790
8 -	1:24.070	+ 1.141	12:06:26.643	18 -	1:23.828	+ 0.899	12:21:53.618
9 -	1:24.369	+ 1.440	12:07:51.012	19 -	<b>1:22.929</b>		<b>12:23:16.547</b>
10 -	1:23.909	+ 0.980	12:09:14.921	20 -	1:23.695	+ 0.766	12:24:40.242
<b>86</b>	<b>FORSBREY / NEWALL</b> SRMI Ford GT40 Mk1						
1 -	1:27.976	+ 10.883	11:56:14.247	10 -	1:18.557	+ 1.464	12:09:31.554
2 -	1:23.313	+ 6.220	11:57:37.560	11 -	1:18.220	+ 1.127	12:10:49.774
3 -	1:19.343	+ 2.250	11:58:56.903	12 -	1:18.447	+ 1.354	12:12:08.221
4 -	1:18.873	+ 1.780	12:00:15.776	13 -	1:17.391	+ 0.298	12:13:25.612
5 -	1:18.727	+ 1.634	12:01:34.503	14 -	1:17.635	+ 0.542	12:14:43.247
6 -	1:18.518	+ 1.425	12:02:53.021	15 -	<b>1:17.093</b>		<b>12:16:00.340</b>
7 -	1:18.564	+ 1.471	12:04:11.585	16 -	1:23.020	+ 5.927	12:17:23.360
8 -	1:21.833 P	+ 4.740	12:05:33.418	17 -	1:34.702	+ 17.609	12:18:58.062
9 -	2:39.579	+ 1:22.486	12:08:12.997	18 -	1:31.949 P	+ 14.856	12:20:30.011
<b>87</b>	<b>MONTEVERDE / PEARSON</b> SRMD Lola T70 Spyder						
1 -	1:31.111	+ 15.317	11:56:19.669	9 -	1:17.768	+ 1.974	12:09:22.855
2 -	1:20.370	+ 4.576	11:57:40.039	10 -	1:17.017	+ 1.223	12:10:39.872
3 -	1:17.637	+ 1.843	11:58:57.676	11 -	1:17.248	+ 1.454	12:11:57.120
4 -	1:16.017	+ 0.223	12:00:13.693	12 -	1:17.341	+ 1.547	12:13:14.461
5 -	<b>1:15.794</b>		<b>12:01:29.487</b>	13 -	1:17.609	+ 1.815	12:14:32.070
6 -	1:23.097 P	+ 7.303	12:02:52.584	14 -	1:18.372	+ 2.578	12:15:50.442
7 -	3:53.714	+ 2:37.920	12:06:46.298	15 -	1:20.771 P	+ 4.977	12:17:11.213
8 -	1:18.789	+ 2.995	12:08:05.087				
<b>88</b>	<b>Marcus T MUSSA</b> SRMD McLaren M1B						
1 -	1:31.786	+ 14.647	11:56:25.428	11 -	1:19.704	+ 2.565	12:12:22.647

Car No 47 needs a working transponder - Q.12.2.1  
 Car No's 7 & 17 please check transponders intermittent signal.  
 Weather / Track : Bright / Dry

Donington Park National  
 Circuit Length = 1.9791 miles  
 Start: 11:54 End: 12:25

# Sports Racing Masters

## QUALIFYING - RACE 5 - LAP ANALYSIS


2 -	1:25.459	+ 8.320	11:57:50.887	12 -	1:18.982	+ 1.843	12:13:41.629
3 -	1:21.375	+ 4.236	11:59:12.262	13 -	1:18.754	+ 1.615	12:15:00.383
4 -	1:19.571	+ 2.432	12:00:31.833	14 -	1:18.509	+ 1.370	12:16:18.892
5 -	1:19.302	+ 2.163	12:01:51.135	15 -	1:21.978	+ 4.839	12:17:40.870
6 -	1:18.575	+ 1.436	12:03:09.710	16 -	1:18.862	+ 1.723	12:18:59.732
7 -	1:24.077	+ 6.938	12:04:33.787	17 -	1:18.496	+ 1.357	12:20:18.228
8 -	1:24.820 P	+ 7.681	12:05:58.607	18 -	<b>1:17.139</b>		<b>12:21:35.367</b>
9 -	3:44.284	+ 2:27.145	12:09:42.891	19 -	1:18.266	+ 1.127	12:22:53.633
10 -	1:20.052	+ 2.913	12:11:02.943	20 -	1:48.426 P	+ 31.287	12:24:42.059
<b>89</b>	<b>Mark PANGBORN</b>		<b>SRMA Lotus 23B</b>				
1 -	1:33.688	+ 9.722	11:56:13.526	12 -	1:24.836	+ 0.870	12:11:57.092
2 -	1:28.389	+ 4.423	11:57:41.915	13 -	1:25.671	+ 1.705	12:13:22.763
3 -	1:27.428	+ 3.462	11:59:09.343	14 -	1:27.560	+ 3.594	12:14:50.323
4 -	1:25.397	+ 1.431	12:00:34.740	15 -	1:26.287	+ 2.321	12:16:16.610
5 -	1:26.488	+ 2.522	12:02:01.228	16 -	1:27.869	+ 3.903	12:17:44.479
6 -	1:25.506	+ 1.540	12:03:26.734	17 -	1:25.273	+ 1.307	12:19:09.752
7 -	1:25.941	+ 1.975	12:04:52.675	18 -	1:25.253	+ 1.287	12:20:35.005
8 -	1:25.443	+ 1.477	12:06:18.118	19 -	1:26.291	+ 2.325	12:22:01.296
9 -	1:24.586	+ 0.620	12:07:42.704	20 -	1:26.352	+ 2.386	12:23:27.648
10 -	1:25.352	+ 1.386	12:09:08.056	21 -	<b>1:23.966</b>		<b>12:24:51.614</b>
11 -	1:24.200	+ 0.234	12:10:32.256				

Car No 47 needs a working transponder - Q.12.2.1  
 Car No's 7 & 17 please check transponders intermittent signal.  
 Weather / Track : Bright / Dry

Donington Park National  
 Circuit Length = 1.9791 miles  
 Start: 11:54 End: 12:25

# Sports Racing Masters

## RACE 5 - GRID

ROW 7	1:25.968 47   ERNST / DINSE	
ROW 6	1:23.966 89   Mark PANGBORN	1:24.305 30   John BUSSEY
ROW 5	1:20.176 21   OWEN A / OWEN M	1:22.929 71   Gavin HENDERSON
ROW 4	1:17.139 88   Marcus T MUSSA	1:18.387 29   Keith AHLERS
ROW 3	1:16.821 16   JOLLY / FARTHING	1:17.093 86   FORSBREY / NEWALL
ROW 2	1:16.343 19   CHILES Snr / CHILES Jnr	1:16.488 7   Jay ESTERER
ROW 1	1:13.910 17   JONES / HADFIELD	1:15.794 87   MONTEVERDE / PEARSON
<b>Pole</b>		
		

Donington Park National  
Circuit Length = 1.9791 miles

**These results are provisional until the conclusion of any judicial and technical matters.**

Clerk of Course :		Timekeeper :
-------------------	--	--------------

# Sports Racing Masters

## RACE 5 - CLASSIFICATION

POS	NO	CL	NAME	ENTRY	LAPS	TIME	GAP	DIFF	MPH	BEST	ON
1	86	SRM	<b>FORSBREY / NEWALL</b>	Ford GT40 Mk1	34	1:01:18.790			65.84	1:36.136	18
2	29	SRM	<b>Keith AHLERS</b>	Cooper Monaco King Cobra	34	1:01:41.301	22.511	22.511	65.44	1:38.050	15
3	16	SRM	<b>JOLLY / FARTHING</b>	Cooper Monaco T61M	33	1:01:52.491	1 lap	1 lap	63.33	1:39.675	11
4	21	SRM	<b>OWEN A / OWEN M</b>	Elva Mk VII S	33	1:03:02.879	1 lap	1:10.388	62.15	1:41.622	26
5	7	SRM	<b>Jay ESTERER</b>	Chinook Mk2	33	1:04:16.156	1 lap	1:13.277	60.97	1:44.278	28
6	30	SRM	<b>John BUSSEY</b>	Elva Mk VII	32	1:03:05.695	2 laps	1 lap	60.22	1:46.723	31
7	47	SRM	<b>ERNST / DINSE</b>	DRW Mk6 IMP	31	1:03:08.890	3 laps	1 lap	58.29	1:51.089	28
NOT CLASSIFIED											
DNC	71	SRM	<b>Gavin HENDERSON</b>	Ford GT40	15	32:20.371	19 laps	16 laps	55.07	1:47.274	14
DNC	19	SRM	<b>CHILES Snr / CHILES Jnr</b>	Hamill SR3	12	33:58.604	22 laps	3 laps	41.93	1:37.648	8
DNC	89	SRM	<b>Mark PANGBORN</b>	Lotus 23B	9	18:57.544	25 laps	3 laps	56.36	1:54.216	8
DNC	88	SRM	<b>Marcus T MUSSA</b>	McLaren M1B	2	4:01.717	32 laps	7 laps	58.95	1:44.296	2
DNC	17	SRM	<b>HADFIELD / JONES</b>	Lola T70 Mk1 Spyder	1	2:14.705	33 laps	1 lap	52.89		
FASTEST LAP											
86	SRM	<b>FORSBREY / NEWALL</b>	Ford GT40 Mk1		18	1:36.136		74.11 mph		119.26 kph	
19	SRM	<b>CHILES Snr / CHILES Jnr</b>	Hamill SR3		8	1:37.648		72.96 mph		117.42 kph	
29	SRM	<b>Keith AHLERS</b>	Cooper Monaco King Cobra		15	1:38.050		72.66 mph		116.94 kph	
21	SRM	<b>OWEN A / OWEN M</b>	Elva Mk VII S		26	1:41.622		70.10 mph		112.82 kph	
30	SRM	<b>John BUSSEY</b>	Elva Mk VII		31	1:46.723		66.75 mph		107.43 kph	

Car No 7 - 78 second penalty - Not complying with Pit Stop Regulation.

Weather / Track : Cloudy / Wet

These results are provisional until the conclusion of any judicial and technical matters.

Donington Park National  
Circuit Length = 1.9791 miles  
Start: 09:32 End: 10:36

Clerk of Course :		Timekeeper :
-------------------	--	--------------

# Sports Racing Masters

## RACE 5 - LAP CHART

Lap 1			Lap 2			Lap 3			Lap 4			Lap 5		
No	Behind	Laptime	No	Behind	Laptime	No	Behind	Laptime	No	Behind	Laptime	No	Behind	Laptime
17		2:14.705	86		1:37.883	86		1:40.120	86		2:16.897	86		2:29.297
7	0.322	2:15.027	29	6.967	1:43.746	29	6.124	1:39.277	29	0.547	2:11.320	29	0.644	2:29.394
16	0.979	2:15.684	16	7.052	1:45.595	16	8.577	1:41.645	16	1.218	2:09.538	16	1.184	2:29.263
86	1.639	2:16.344	88	7.490	1:44.296	7	22.314	1:49.755	7	2.903	1:57.486	7	2.346	2:28.740
88	2.716	2:17.421	7	12.679	1:51.879	71	27.021	1:51.237	71	4.195	1:54.071	71	3.713	2:28.815
29	2.743	2:17.448	71	15.904	1:50.192	21	33.589	1:54.992	21	14.493	1:57.801	21	5.207	2:20.011
71	5.234	2:19.939	21	18.717	1:52.352	30	43.249	1:56.492	30	29.268	2:02.916	30	7.358	2:07.387
21	5.887	2:20.592	30	26.877	1:59.098	47	44.554	1:55.947	47	32.003	2:04.346	47	8.672	2:05.966
89	6.617	2:21.322	47	28.727	1:59.066	89	44.855	1:55.160	89	32.641	2:04.683	89	9.397	2:06.053
30	7.301	2:22.006	89	29.815	2:02.720				19	3 LAPS	8:59.223	19	3 LAPS	1:40.280
47	9.183	2:23.888												

Car No 7 - 78 second penalty - Not complying with Pit Stop Regulation.

Weather / Track : Cloudy / Wet

Donington Park National  
 Circuit Length = 1.9791 miles  
 Start: 09:32 End: 10:36

**Sports Racing Masters**  
**RACE 5 - LAP CHART**

Lap 6			Lap 7			Lap 8			Lap 9			Lap 10		
No	Behind	Laptime	No	Behind	Laptime	No	Behind	Laptime	No	Behind	Laptime	No	Behind	Laptime
86		2:17.762	86		2:03.267	86		1:37.682	86		1:36.905	86		1:36.382
29	0.798	2:17.916	29	1.785	2:04.254	29	3.870	1:39.767	29	8.195	1:41.230	29	12.158	1:40.345
16	2.077	2:18.655	16	2.578	2:03.768	16	6.090	1:41.194	16	9.793	1:40.608	16	14.187	1:40.776
7	2.693	2:18.109	7	3.555	2:04.129	7	15.311	1:49.438	19	3 LAPS	1:39.202	19	3 LAPS	1:38.885
71	3.997	2:18.046	71	5.508	2:04.778	19	3 LAPS	1:42.010	7	26.979	1:48.573	7	39.612	1:49.015
21	4.597	2:17.152	21	6.167	2:04.837	71	18.042	1:50.216	71	29.565	1:48.428	71	41.658	1:48.475
30	7.597	2:18.001	30	9.406	2:05.076	21	20.857	1:52.372	21	35.747	1:51.795	21	49.610	1:50.245
47	9.609	2:18.699	47	12.213	2:05.871	30	23.243	1:51.519	30	38.182	1:51.844	30	52.467	1:50.667
89	10.367	2:18.732	89	13.238	2:06.138	47	27.069	1:52.538	47	43.560	1:53.396	47	1:03.147	1:55.969
19	3 LAPS	2:11.240	19	3 LAPS	2:04.478	89	29.772	1:54.216	89	1:01.387	2:08.520 P			

**Car No 7 - 78 second penalty - Not complying with Pit Stop Regulation.**

**Weather / Track : Cloudy / Wet**

Donington Park National  
 Circuit Length = 1.9791 miles  
 Start: 09:32 End: 10:36

**Sports Racing Masters**  
**RACE 5 - LAP CHART**

Lap 11			Lap 12			Lap 13			Lap 14			Lap 15		
No	Behind	Laptime	No	Behind	Laptime	No	Behind	Laptime	No	Behind	Laptime	No	Behind	Laptime
86		1:36.473	86		1:36.457	86		1:36.314	86		1:36.314	86		1:36.318
29	15.722	1:40.037	29	18.703	1:39.438	47	1 LAP	1:56.131	21	1 LAP	1:54.191	16	1 LAP	1:42.348
16	17.389	1:39.675	16	21.355	1:40.423 P	29	20.749	1:38.360	16	1 LAP	3:00.260	21	1 LAP	1:54.799 P
19	3 LAPS	1:37.648	19	3 LAPS	1:39.217	19	3 LAPS	1:41.147 P	29	23.380	1:38.945	29	25.112	1:38.050
7	50.920	1:47.781	7	1:00.982	1:46.519	7	1:12.612	1:47.944	47	1 LAP	1:55.442	47	1 LAP	1:54.753
71	52.756	1:47.571	71	1:03.886	1:47.587	71	1:15.174	1:47.602	7	1:23.906	1:47.608			
21	1:03.603	1:50.466	21	1:19.514	1:52.368				71	1:26.134	1:47.274			
30	1:09.155	1:53.161	30	1:29.921	1:57.223 P				30	1 LAP	3:18.864			
47	1:24.453	1:57.779												

**Car No 7 - 78 second penalty - Not complying with Pit Stop Regulation.**

**Weather / Track : Cloudy / Wet**

Donington Park National  
 Circuit Length = 1.9791 miles  
 Start: 09:32 End: 10:36

**Sports Racing Masters**  
**RACE 5 - LAP CHART**

Lap 16			Lap 17			Lap 18			Lap 19			Lap 20		
No	Behind	Laptime	No	Behind	Laptime	No	Behind	Laptime	No	Behind	Laptime	No	Behind	Laptime
86		1:36.776	86		1:37.956	86		1:36.136	86		1:38.318 P	29		1:41.186
7	1 LAP	1:49.219	7	1 LAP	1:53.169	7	1 LAP	1:48.309	47	3 LAPS	3:56.170	21	2 LAPS	1:44.706
30	2 LAPS	1:53.323	21	2 LAPS	3:15.957	21	2 LAPS	1:43.350	21	2 LAPS	1:43.242	16	1 LAP	1:43.826
16	1 LAP	1:41.283	16	1 LAP	1:42.410	29	33.775	1:39.428	29	36.179	1:40.722	7	1 LAP	1:46.996
29	27.492	1:39.156	30	2 LAPS	1:51.983	16	1 LAP	1:46.880	7	1 LAP	1:48.022	30	2 LAPS	1:53.734
47	1 LAP	2:00.751 P	29	30.483	1:40.947	30	2 LAPS	1:53.339	16	1 LAP	1:41.636	86	36.990	2:54.355
			19	6 LAPS	7:25.891	19	6 LAPS	1:39.383	30	2 LAPS	1:49.636	47	2 LAPS	2:04.586
			71	2 LAPS	4:56.140 P				47	2 LAPS	1:57.428	21	1 LAP	1:59.006

Car No 7 - 78 second penalty - Not complying with Pit Stop Regulation.

Weather / Track : Cloudy / Wet

Donington Park National  
 Circuit Length = 1.9791 miles  
 Start: 09:32 End: 10:36

**Sports Racing Masters**  
**RACE 5 - LAP CHART**

Lap 21			Lap 22			Lap 23			Lap 24			Lap 25		
No	Behind	Laptime	No	Behind	Laptime	No	Behind	Laptime	No	Behind	Laptime	No	Behind	Laptime
29		1:59.401 P	86		2:09.402	86		2:02.263	86		1:39.051	86		1:38.523
16	1 LAP	1:55.271	29	13.124	3:05.064	29	0.526	1:49.665	29	1.701	1:40.226	29	4.383	1:41.205
7	1 LAP	1:54.159	47	2 LAPS	1:57.899	47	2 LAPS	1:55.104	21	1 LAP	1:42.189	30	2 LAPS	1:51.687
30	2 LAPS	2:06.351	21	1 LAP	1:57.980	21	1 LAP	1:55.061	16	1:07.556	1:47.228	21	1 LAP	1:42.348
86	42.538	2:04.949	16	1:06.711	1:57.942	16	59.379	1:54.931	7	1:11.671	1:49.454	16	1:08.758	1:39.725
47	2 LAPS	2:01.491	7	1:07.509	1:57.874	7	1:01.268	1:56.022	47	2 LAPS	1:55.874	7	1:21.078	1:47.930
21	1 LAP	2:00.365	30	1 LAP	1:55.504	30	1 LAP	1:51.324				47	2 LAPS	1:54.899
16	2:00.709	2:00.338												
7	2:01.575	2:00.065												
30	1 LAP	2:04.131												

**Car No 7 - 78 second penalty - Not complying with Pit Stop Regulation.**

**Weather / Track : Cloudy / Wet**

Donington Park National  
 Circuit Length = 1.9791 miles  
 Start: 09:32 End: 10:36

**Sports Racing Masters**  
**RACE 5 - LAP CHART**

Lap 26			Lap 27			Lap 28			Lap 29			Lap 30		
No	Behind	Laptime	No	Behind	Laptime	No	Behind	Laptime	No	Behind	Laptime	No	Behind	Laptime
86		1:39.159	86		1:38.242	86		1:38.551	86		1:38.256	86		1:38.118
29	5.647	1:40.423	29	8.421	1:41.016	29	10.272	1:40.402	29	11.651	1:39.635	29	15.341	1:41.808
30	2 LAPS	1:49.346	47	3 LAPS	1:54.163	47	3 LAPS	1:52.967	47	3 LAPS	1:52.733	47	3 LAPS	1:52.974
21	1 LAP	1:42.196	30	2 LAPS	1:49.534	30	2 LAPS	1:49.900	30	2 LAPS	1:48.872	7	1 LAP	1:47.007
16	1:09.990	1:40.391	21	1 LAP	1:41.622	7	1 LAP	2:34.126	7	1 LAP	1:44.278	30	2 LAPS	1:49.456
7	1:35.263	1:53.344 P	16	1:18.471	1:46.723	21	1 LAP	1:42.420	21	1 LAP	1:41.787	21	1 LAP	1:43.493
						16	1:20.943	1:41.023	16	1:27.887	1:45.200			

**Car No 7 - 78 second penalty - Not complying with Pit Stop Regulation.**

**Weather / Track : Cloudy / Wet**

Donington Park National  
 Circuit Length = 1.9791 miles  
 Start: 09:32 End: 10:36

**Sports Racing Masters**  
**RACE 5 - LAP CHART**

Lap 31			Lap 32			Lap 33			Lap 34		
No	Behind	Laptime	No	Behind	Laptime	No	Behind	Laptime	No	Behind	Laptime
86		1:38.339	86		1:38.768	86		1:38.799	86		1:38.414
16	1 LAP	1:55.009	16	1 LAP	1:46.662	29	20.841	1:40.158	29	22.511	1:40.084
29	18.310	1:41.308	29	19.482	1:39.940	16	1 LAP	1:48.502	16	1 LAP	1:48.079
47	3 LAPS	1:51.089	47	3 LAPS	1:52.445	7	1 LAP	1:46.092	7	1 LAP	1:47.755
7	1 LAP	1:46.446	7	1 LAP	1:45.886	47	3 LAPS	1:53.782	21	1 LAP	1:44.728
30	2 LAPS	1:48.463	30	2 LAPS	1:47.969	30	2 LAPS	1:46.723	30	2 LAPS	1:50.166
21	1 LAP	1:43.418	21	1 LAP	1:42.545	21	1 LAP	1:42.493	47	3 LAPS	1:54.744

**Car No 7 - 78 second penalty - Not complying with Pit Stop Regulation.**

**Weather / Track : Cloudy / Wet**

Donington Park National  
 Circuit Length = 1.9791 miles  
 Start: 09:32 End: 10:36

# Pre-66 Touring Cars

## QUALIFYING - RACE 6 - CLASSIFICATION

POS	NO	CL	NAME	ENTRY	TIME	ON	LAPS	GAP	DIFF	MPH
1	1	THA	VOYAZIDES / HADFIELD	Ford Falcon	1:23.080	5	12			85.75
2	15	THA	Patrick WATTS	Ford Mustang	1:24.186	15	16	1.106	1.106	84.62
3	88	THA	MELLING / MINSHAW	Ford Falcon	1:24.772	10	15	1.692	0.586	84.04
4	86 (F)	THA	COOKE / DOWD	Shelby Mustang GT350	1:25.708	7	11	2.628	0.936	83.12
5	39	THA	HARDING / CUNNINGHAM	Ford Falcon	1:26.247	3	17	3.167	0.539	82.60
6	44	THHS	GRIFFITHS / McINERNEY	Ford Lotus Cortina	1:26.740	17	17	3.660	0.493	82.13
7	91	THHS	BERG / HAUGLAND	Ford Lotus Cortina Mk 1	1:27.267	3	12	4.187	0.527	81.64
8	51	THA	Mike WRIGLEY	Ford Mustang	1:27.317	16	17	4.237	0.050	81.59
9	23	THHS	DUNHAM / OWEN	Ford Lotus Cortina	1:27.569	18	18	4.489	0.252	81.36
10	81	THA	BEIGHTON C / BEIGHTON B	Ford Mustang	1:27.705	5	9	4.625	0.136	81.23
11	28	THA	Roy STEPHENSON	Ford Mustang	1:27.747	12	18	4.667	0.042	81.19
12	64	THHS	McINERNEY S / McINERNEY M	BMW T1	1:27.890	7	15	4.810	0.143	81.06
13	37	THA	GARDINER / FAULKNER	Ford Falcon Sprint	1:27.974	11	18	4.894	0.084	80.98
14	76	THD	Nick SWIFT	Morris Mini Cooper S	1:27.975	8	12	4.895	0.001	80.98
15	6	THHS	Henry MANN	Ford Lotus Cortina Mk 1	1:28.490	18	18	5.410	0.515	80.51
16	79	THHS	Mark JONES	Lotus Cortina	1:28.671	19	19	5.591	0.181	80.34
17	21	THHS	HALSTEAD / McPHERSON	Ford Lotus Cortina Mk1	1:28.938	18	18	5.858	0.267	80.10
18	14	THA	DODKINS / JOLLY	Ford Falcon Sprint	1:29.459	3	15	6.379	0.521	79.64
19	59	THHS	STROMMEN / MATHESON	Ford Lotus Cortina	1:29.573	2	18	6.493	0.114	79.54
20	35	THA	CLAYSON / GIORDANELLI	Ford Falcon Sprint	1:29.607	8	17	6.527	0.034	79.50
21	73	THA	CLARKSON / WILLIAMS	Ford Falcon Sprint	1:29.954	7	13	6.874	0.347	79.20
22	82	THHS	Paul POCHCIOL	Ford Lotus Cortina Mk 1	1:29.957	4	14	6.877	0.003	79.20
23	67	THD	Christian DEVEREUX	Austin Mini Cooper S	1:30.120	6	17	7.040	0.163	79.05
24	58	THD	EARNSHAW M / EARNSHAW R	Austin Mini Cooper S	1:30.468	18	18	7.388	0.348	78.75
25	45	THD	HALL / CARVELL	Austin Mini Cooper S	1:30.540	15	16	7.460	0.072	78.69
26	16	THD	Ken WELCH	Morris Mini Cooper S	1:30.544	12	14	7.464	0.004	78.68
27	11	THD	GARDNER / COTTINGHAM	Morris Mini Cooper S	1:30.703	12	12	7.623	0.159	78.54
28	26	THD	MAYDON / BURGESS	Austin Mini Cooper S	1:30.735	6	15	7.655	0.032	78.52
29	7	THA	PEPPER / CUNNINGHAM	Ford Mustang	1:30.885	3	17	7.805	0.150	78.39
30	34	THHS	TIPPET Ch / TIPPET CI	BMW 1800 Ti	1:31.274	6	18	8.194	0.389	78.05
31	49	THHS	Andrew BEAUMONT	Ford Lotus Cortina Mk1	1:32.412	7	14	9.332	1.138	77.09
32	92	THD	Stephen JONES	Morris Mini Cooper S	1:33.380	10	14	10.300	0.968	76.29
33	57	THD	William WARD	Austin Mini Cooper S	1:33.452	11	19	10.372	0.072	76.23
34	71	THD	HENDERSON G / HENDERSON R	Austin Mini Cooper S	1:33.559	6	14	10.479	0.107	76.15
35	47	THA2	Chris SCRAGG	Jaguar Mk II	1:33.596	8	12	10.516	0.037	76.12
36	24	OBG	Matthew WRIGLEY	Austin A35	1:35.937	7	14	12.857	2.341	74.26
37	54	Inv	NAITO K / NAITO S	MG B	1:46.656	4	15	23.576	10.719	66.80
38	66	Inv	Hiroki NAKAMURA	Lotus Elan	1:47.771	3	11	24.691	1.115	66.10
39	25	OBG	James BECKETT	Austin A40 Farina	1:58.846	2	2	35.766	11.075	59.94

Car No's 11, 51, 71 & 91 need working transponders - Q.12.2.1.

Car No 35 please check transponder - Intermittent signal. Car No 50 3+ laps

Weather / Track : Bright / Dry

These results are provisional until the conclusion of any judicial and technical matters.

Donington Park National

Circuit Length = 1.9791 miles

Start: 12:30 End: 13:10

Clerk of Course :	Timekeeper :
-------------------	--------------

# Pre-66 Touring Cars

## QUALIFYING - RACE 6 - LAP ANALYSIS

<b>86</b>	<b>COOKE / DOWD</b>		THA Shelby Mustang GT350			
1 -	1:35.201	+ 9.493	12:32:51.595	7 -	<b>1:25.708</b>	<b>12:44:24.879</b>
2 -	1:30.779	+ 5.071	12:34:22.374	8 -	1:28.352	+ 2.644 12:45:53.231
3 -	1:32.047	+ 6.339	12:35:54.421	9 -	1:26.931	+ 1.223 12:47:20.162
4 -	1:29.827	+ 4.119	12:37:24.248	10 -	1:26.689	+ 0.981 12:48:46.851
5 -	1:28.840	+ 3.132	12:38:53.088	11 -	1:28.522	+ 2.814 12:50:15.373
6 -	4:06.083	+ 2:40.375	12:42:59.171			
<b>1</b>	<b>VOYAZIDES / HADFIELD</b>		THA Ford Falcon			
1 -	1:31.771	+ 8.691	12:32:02.664	7 -	1:29.999 P	+ 6.919 12:40:39.050
2 -	1:27.471	+ 4.391	12:33:30.135	8 -	2:31.272	+ 1:08.192 12:43:10.322
3 -	1:24.342	+ 1.262	12:34:54.477	9 -	1:26.046	+ 2.966 12:44:36.368
4 -	1:27.545	+ 4.465	12:36:22.022	10 -	1:24.468	+ 1.388 12:46:00.836
5 -	<b>1:23.080</b>		<b>12:37:45.102</b>	11 -	1:24.829	+ 1.749 12:47:25.665
6 -	1:23.949	+ 0.869	12:39:09.051	12 -	1:31.852 P	+ 8.772 12:48:57.517
<b>6</b>	<b>Henry MANN</b>		THHS Ford Lotus Cortina Mk 1			
1 -	1:38.280	+ 9.790	12:32:13.023	10 -	3:47.647	+ 2:19.157 12:48:13.543
2 -	1:34.056	+ 5.566	12:33:47.079	11 -	1:28.771	+ 0.281 12:49:42.314
3 -	1:32.514	+ 4.024	12:35:19.593	12 -	1:29.983	+ 1.493 12:51:12.297
4 -	1:31.337	+ 2.847	12:36:50.930	13 -	1:30.631	+ 2.141 12:52:42.928
5 -	1:31.868	+ 3.378	12:38:22.798	14 -	1:36.000	+ 7.510 12:54:18.928
6 -	1:31.125	+ 2.635	12:39:53.923	15 -	2:03.026	+ 34.536 12:56:21.954
7 -	1:30.072	+ 1.582	12:41:23.995	16 -	1:55.345	+ 26.855 12:58:17.299
8 -	1:29.364	+ 0.874	12:42:53.359	17 -	1:29.369	+ 0.879 12:59:46.668
9 -	1:32.537 P	+ 4.047	12:44:25.896	18 -	<b>1:28.490</b>	<b>13:01:15.158</b>
<b>7</b>	<b>PEPPER / CUNNINGHAM</b>		THA Ford Mustang			
1 -	1:41.128	+ 10.243	12:32:19.890	10 -	1:35.198	+ 4.313 12:48:44.615
2 -	1:34.608	+ 3.723	12:33:54.498	11 -	1:33.447	+ 2.562 12:50:18.062
3 -	<b>1:30.885</b>		<b>12:35:25.383</b>	12 -	1:36.073	+ 5.188 12:51:54.135
4 -	1:35.050 P	+ 4.165	12:37:00.433	13 -	1:36.844 P	+ 5.959 12:53:30.979
5 -	3:43.169	+ 2:12.284	12:40:43.602	14 -	2:57.835	+ 1:26.950 12:56:28.814
6 -	1:37.460	+ 6.575	12:42:21.062	15 -	1:52.883	+ 21.998 12:58:21.697
7 -	1:37.016	+ 6.131	12:43:58.078	16 -	1:32.697	+ 1.812 12:59:54.394
8 -	1:36.423	+ 5.538	12:45:34.501	17 -	1:31.677	+ 0.792 13:01:26.071
9 -	1:34.916	+ 4.031	12:47:09.417			
<b>11</b>	<b>GARDNER / COTTINGHAM</b>		THD Morris Mini Cooper S			
1 -	1:34.840	+ 4.137	12:37:34.522	7 -	1:32.026	+ 1.323 12:48:36.588
2 -	1:39.237	+ 8.534	12:39:13.759	8 -	1:32.452	+ 1.749 12:50:09.040
3 -	1:33.759	+ 3.056	12:40:47.518	9 -	6:55.585	+ 5:24.882 12:57:04.625
4 -	3:11.426	+ 1:40.723	12:43:58.944	10 -	1:40.412	+ 9.709 12:58:45.037
5 -	1:33.270	+ 2.567	12:45:32.214	11 -	1:30.958	+ 0.255 13:00:15.995
6 -	1:32.348	+ 1.645	12:47:04.562	12 -	<b>1:30.703</b>	<b>13:01:46.698</b>
<b>14</b>	<b>DODKINS / JOLLY</b>		THA Ford Falcon Sprint			
1 -	1:29.372	+ -0.087	12:35:52.270	9 -	1:31.015	+ 1.556 12:52:14.284
2 -	1:30.600	+ 1.141	12:37:22.870	10 -	1:31.029	+ 1.570 12:53:45.313
3 -	<b>1:29.459</b>		<b>12:38:52.329</b>	11 -	1:35.249	+ 5.790 12:55:20.562
4 -	3:01.017 P	+ 1:31.558	12:41:53.346	12 -	1:42.939	+ 13.480 12:57:03.501
5 -	4:09.488	+ 2:40.029	12:46:02.834	13 -	1:41.081	+ 11.622 12:58:44.582
6 -	1:35.810	+ 6.351	12:47:38.644	14 -	1:31.009	+ 1.550 13:00:15.591
7 -	1:33.323	+ 3.864	12:49:11.967	15 -	1:30.710	+ 1.251 13:01:46.301
8 -	1:31.302	+ 1.843	12:50:43.269			
<b>15</b>	<b>Patrick WATTS</b>		THA Ford Mustang			
1 -	1:33.668	+ 9.482	12:32:07.159	9 -	1:58.539	+ 34.353 12:49:32.069
2 -	3:17.038 P	+ 1:52.852	12:35:24.197	10 -	1:24.707	+ 0.521 12:50:56.776
3 -	4:27.148	+ 3:02.962	12:39:51.345	11 -	1:42.390	+ 18.204 12:52:39.166
4 -	1:25.603	+ 1.417	12:41:16.948	12 -	1:24.735	+ 0.549 12:54:03.901
5 -	1:26.214	+ 2.028	12:42:43.162	13 -	2:17.688	+ 53.502 12:56:21.589

Car No's 11, 51, 71 & 91 need working transponders - Q.12.2.1.

Car No 35 please check transponder - Intermittent signal.

Weather / Track : Bright / Dry

Donington Park National

Circuit Length = 1.9791 miles

Start: 12:30 End: 13:10

## Pre-66 Touring Cars

### QUALIFYING - RACE 6 - LAP ANALYSIS

6 -	1:25.739	+ 1.553	12:44:08.901	14 -	1:54.106	+ 29.920	12:58:15.695
7 -	1:44.659	+ 20.473	12:45:53.560	15 -	<b>1:24.186</b>		<b>12:59:39.881</b>
8 -	1:39.970	+ 15.784	12:47:33.530	16 -	1:46.509 P	+ 22.323	13:01:26.390
<b>16</b>	<b>Ken WELCH</b>		<b>THD Morris Mini Cooper S</b>				
1 -	1:43.546	+ 13.002	12:32:55.500	8 -	1:32.339	+ 1.795	12:43:51.109
2 -	1:36.331	+ 5.787	12:34:31.831	9 -	1:31.154	+ 0.610	12:45:22.263
3 -	1:34.235	+ 3.691	12:36:06.066	10 -	1:32.542	+ 1.998	12:46:54.805
4 -	1:33.197	+ 2.653	12:37:39.263	11 -	1:31.484	+ 0.940	12:48:26.289
5 -	1:33.299	+ 2.755	12:39:12.562	12 -	<b>1:30.544</b>		<b>12:49:56.833</b>
6 -	1:31.983	+ 1.439	12:40:44.545	13 -	1:39.240	+ 8.696	12:51:36.073
7 -	1:34.225	+ 3.681	12:42:18.770	14 -	1:47.631 P	+ 17.087	12:53:23.704
<b>21</b>	<b>HALSTEAD / McPHERSON</b>		<b>THHS Ford Lotus Cortina Mk1</b>				
1 -	1:39.579	+ 10.641	12:32:15.487	10 -	1:31.488	+ 2.550	12:49:03.280
2 -	1:33.267	+ 4.329	12:33:48.754	11 -	1:29.554	+ 0.616	12:50:32.834
3 -	1:30.684	+ 1.746	12:35:19.438	12 -	1:30.547	+ 1.609	12:52:03.381
4 -	1:35.010	+ 6.072	12:36:54.448	13 -	1:32.815	+ 3.877	12:53:36.196
5 -	1:30.430	+ 1.492	12:38:24.878	14 -	1:32.674	+ 3.736	12:55:08.870
6 -	1:31.215	+ 2.277	12:39:56.093	15 -	1:43.136	+ 14.198	12:56:52.006
7 -	1:30.288	+ 1.350	12:41:26.381	16 -	1:45.159	+ 16.221	12:58:37.165
8 -	1:31.141 P	+ 2.203	12:42:57.522	17 -	1:30.301	+ 1.363	13:00:07.466
9 -	4:34.270	+ 3:05.332	12:47:31.792	18 -	<b>1:28.938</b>		<b>13:01:36.404</b>
<b>23</b>	<b>DUNHAM / OWEN</b>		<b>THHS Ford Lotus Cortina</b>				
1 -	1:45.944	+ 18.375	12:32:32.053	10 -	3:30.635	+ 2:03.066	12:48:21.364
2 -	1:39.330	+ 11.761	12:34:11.383	11 -	1:29.987	+ 2.418	12:49:51.351
3 -	1:32.035	+ 4.466	12:35:43.418	12 -	1:27.705	+ 0.136	12:51:19.056
4 -	1:30.212	+ 2.643	12:37:13.630	13 -	1:29.657	+ 2.088	12:52:48.713
5 -	1:31.888	+ 4.319	12:38:45.518	14 -	1:30.590	+ 3.021	12:54:19.303
6 -	1:32.255	+ 4.686	12:40:17.773	15 -	2:03.806	+ 36.237	12:56:23.109
7 -	1:30.103	+ 2.534	12:41:47.876	16 -	1:54.792	+ 27.223	12:58:17.901
8 -	1:30.372	+ 2.803	12:43:18.248	17 -	1:28.265	+ 0.696	12:59:46.166
9 -	1:32.481 P	+ 4.912	12:44:50.729	18 -	<b>1:27.569</b>		<b>13:01:13.735</b>
<b>24</b>	<b>Matthew WRIGLEY</b>		<b>OBG Austin A35</b>				
1 -	1:51.835	+ 15.898	12:33:05.482	8 -	1:40.256	+ 4.319	12:45:55.907
2 -	1:43.987	+ 8.050	12:34:49.469	9 -	1:40.932	+ 4.995	12:47:36.839
3 -	1:45.276	+ 9.339	12:36:34.745	10 -	1:40.618	+ 4.681	12:49:17.457
4 -	1:43.453 P	+ 7.516	12:38:18.198	11 -	1:37.233	+ 1.296	12:50:54.690
5 -	2:43.998	+ 1:08.061	12:41:02.196	12 -	1:50.302 P	+ 14.365	12:52:44.992
6 -	1:37.518	+ 1.581	12:42:39.714	13 -	6:25.012	+ 4:49.075	12:59:10.004
7 -	<b>1:35.937</b>		<b>12:44:15.651</b>	14 -	1:37.059	+ 1.122	13:00:47.063
<b>25</b>	<b>James BECKETT</b>		<b>OBG Austin A40 Farina</b>				
1 -	2:03.392	+ 4.546	12:33:00.500	2 -	<b>1:58.846</b>		<b>12:34:59.346</b>
<b>26</b>	<b>MAYDON / BURGESS</b>		<b>THD Austin Mini Cooper S</b>				
1 -	1:35.007	+ 4.272	12:32:38.363	9 -	3:04.177	+ 1:33.442	12:48:33.759
2 -	1:35.714	+ 4.979	12:34:14.077	10 -	1:31.244	+ 0.509	12:50:05.003
3 -	1:48.237 P	+ 17.502	12:36:02.314	11 -	1:32.357	+ 1.622	12:51:37.360
4 -	3:17.946	+ 1:47.211	12:39:20.260	12 -	1:32.278	+ 1.543	12:53:09.638
5 -	1:32.044	+ 1.309	12:40:52.304	13 -	1:31.778	+ 1.043	12:54:41.416
6 -	<b>1:30.735</b>		<b>12:42:23.039</b>	14 -	1:54.607 P	+ 23.872	12:56:36.023
7 -	1:33.045	+ 2.310	12:43:56.084	15 -	4:21.182 P	+ 2:50.447	13:00:57.205
8 -	1:33.498 P	+ 2.763	12:45:29.582				
<b>28</b>	<b>Roy STEPHENSON</b>		<b>THA Ford Mustang</b>				
1 -	1:36.792	+ 9.045	12:32:23.814	10 -	1:31.454	+ 3.707	12:46:00.764
2 -	1:32.455	+ 4.708	12:33:56.269	11 -	1:29.359	+ 1.612	12:47:30.123
3 -	1:31.944	+ 4.197	12:35:28.213	12 -	<b>1:27.747</b>		<b>12:48:57.870</b>
4 -	1:37.122	+ 9.375	12:37:05.335	13 -	1:29.242	+ 1.495	12:50:27.112
5 -	1:29.628	+ 1.881	12:38:34.963	14 -	1:30.641	+ 2.894	12:51:57.753

Car No's 11, 51, 71 & 91 need working transponders - Q.12.2.1.

Car No 35 please check transponder - Intermittent signal.

Weather / Track : Bright / Dry

Donington Park National  
Circuit Length = 1.9791 miles  
Start: 12:30 End: 13:10

## Pre-66 Touring Cars

### QUALIFYING - RACE 6 - LAP ANALYSIS

6 -	1:29.449	+ 1.702	12:40:04.412	15 -	1:34.511	+ 6.764	12:53:32.264
7 -	1:28.718	+ 0.971	12:41:33.130	16 -	1:43.455 P	+ 15.708	12:55:15.719
8 -	1:27.982	+ 0.235	12:43:01.112	17 -	3:52.545	+ 2:24.798	12:59:08.264
9 -	1:28.198	+ 0.451	12:44:29.310	18 -	1:28.651	+ 0.904	13:00:36.915
<b>34</b>	<b>TIPPET Ch / TIPPET CI</b>		THHS BMW 1800 Ti				
1 -	1:42.576	+ 11.302	12:32:41.382	10 -	1:35.825	+ 4.551	12:48:59.093
2 -	1:35.704	+ 4.430	12:34:17.086	11 -	1:33.442	+ 2.168	12:50:32.535
3 -	1:32.473	+ 1.199	12:35:49.559	12 -	1:35.673	+ 4.399	12:52:08.208
4 -	1:36.036	+ 4.762	12:37:25.595	13 -	1:34.231	+ 2.957	12:53:42.439
5 -	1:32.034	+ 0.760	12:38:57.629	14 -	1:36.718	+ 5.444	12:55:19.157
6 -	<b>1:31.274</b>		<b>12:40:28.903</b>	15 -	1:43.793	+ 12.519	12:57:02.950
7 -	1:36.854 P	+ 5.580	12:42:05.757	16 -	1:41.285	+ 10.011	12:58:44.235
8 -	3:42.146	+ 2:10.872	12:45:47.903	17 -	1:33.750	+ 2.476	13:00:17.985
9 -	1:35.365	+ 4.091	12:47:23.268	18 -	1:32.307	+ 1.033	13:01:50.292
<b>35</b>	<b>CLAYSON / GIORDANELLI</b>		THA Ford Falcon Sprint				
1 -	1:35.664	+ 6.057	12:32:17.537	10 -	4:35.993	+ 3:06.386	12:50:37.542
2 -	1:36.702	+ 7.095	12:33:54.239	11 -	1:30.830	+ 1.223	12:52:08.372
3 -	1:30.932	+ 1.325	12:35:25.171	12 -	1:31.420	+ 1.813	12:53:39.792
4 -	3:00.114	+ 1:30.507	12:38:25.285	13 -	1:35.098	+ 5.491	12:55:14.890
5 -	1:31.684	+ 2.077	12:39:56.969	14 -	1:41.971	+ 12.364	12:56:56.861
6 -	1:29.746	+ 0.139	12:41:26.715	15 -	1:42.942	+ 13.335	12:58:39.803
7 -	1:29.640	+ 0.033	12:42:56.355	16 -	1:30.873	+ 1.266	13:00:10.676
8 -	<b>1:29.607</b>		<b>12:44:25.962</b>	17 -	1:31.180	+ 1.573	13:01:41.856
9 -	1:35.587 P	+ 5.980	12:46:01.549				
<b>37</b>	<b>GARDINER / FAULKNER</b>		THA Ford Falcon Sprint				
1 -	1:32.779 P	+ 4.805	12:32:14.142	10 -	3:53.198	+ 2:25.224	12:48:16.867
2 -	1:32.731	+ 4.757	12:33:46.873	11 -	<b>1:27.974</b>		<b>12:49:44.841</b>
3 -	1:29.844	+ 1.870	12:35:16.717	12 -	1:29.167	+ 1.193	12:51:14.008
4 -	1:30.439	+ 2.465	12:36:47.156	13 -	1:41.165	+ 13.191	12:52:55.173
5 -	1:30.173	+ 2.199	12:38:17.329	14 -	1:31.541	+ 3.567	12:54:26.714
6 -	1:30.648	+ 2.674	12:39:47.977	15 -	2:02.648	+ 34.674	12:56:29.362
7 -	1:30.941	+ 2.967	12:41:18.918	16 -	1:54.379	+ 26.405	12:58:23.741
8 -	1:29.068	+ 1.094	12:42:47.986	17 -	1:32.798	+ 4.824	12:59:56.539
9 -	1:35.683 P	+ 7.709	12:44:23.669	18 -	1:30.433	+ 2.459	13:01:26.972
<b>39</b>	<b>HARDING / CUNNINGHAM</b>		THA Ford Falcon				
1 -	1:30.968	+ 4.721	12:32:03.776	10 -	1:28.528	+ 2.281	12:47:35.961
2 -	1:27.867	+ 1.620	12:33:31.643	11 -	1:28.390	+ 2.143	12:49:04.351
3 -	<b>1:26.247</b>		<b>12:34:57.890</b>	12 -	1:28.946	+ 2.699	12:50:33.297
4 -	1:26.468	+ 0.221	12:36:24.358	13 -	1:29.360	+ 3.113	12:52:02.657
5 -	1:29.616 P	+ 3.369	12:37:53.974	14 -	1:30.866	+ 4.619	12:53:33.523
6 -	3:41.468	+ 2:15.221	12:41:35.442	15 -	1:32.615	+ 6.368	12:55:06.138
7 -	1:32.380	+ 6.133	12:43:07.822	16 -	1:39.777 P	+ 13.530	12:56:45.915
8 -	1:30.759	+ 4.512	12:44:38.581	17 -	4:24.344	+ 2:58.097	13:01:10.259
9 -	1:28.852	+ 2.605	12:46:07.433				
<b>44</b>	<b>GRIFFITHS / McINERNEY</b>		THHS Ford Lotus Cortina				
1 -	1:36.380	+ 9.640	12:32:29.767	10 -	5:30.205	+ 4:03.465	12:49:57.305
2 -	1:30.104	+ 3.364	12:33:59.871	11 -	1:27.441	+ 0.701	12:51:24.746
3 -	1:29.979	+ 3.239	12:35:29.850	12 -	1:27.440	+ 0.700	12:52:52.186
4 -	1:28.928	+ 2.188	12:36:58.778	13 -	1:29.750	+ 3.010	12:54:21.936
5 -	1:32.803	+ 6.063	12:38:31.581	14 -	2:03.185	+ 36.445	12:56:25.121
6 -	1:30.842	+ 4.102	12:40:02.423	15 -	1:54.032	+ 27.292	12:58:19.153
7 -	1:27.773	+ 1.033	12:41:30.196	16 -	1:27.698	+ 0.958	12:59:46.851
8 -	1:29.252	+ 2.512	12:42:59.448	17 -	<b>1:26.740</b>		<b>13:01:13.591</b>
9 -	1:27.652	+ 0.912	12:44:27.100				
<b>45</b>	<b>HALL / CARVELL</b>		THD Austin Mini Cooper S				
1 -	1:52.847	+ 22.307	12:32:33.208	9 -	1:33.258	+ 2.718	12:50:27.948
2 -	1:47.306 P	+ 16.766	12:34:20.514	10 -	1:32.543	+ 2.003	12:52:00.491

Car No's 11, 51, 71 & 91 need working transponders - Q.12.2.1.

Car No 35 please check transponder - Intermittent signal.

Weather / Track : Bright / Dry

Donington Park National  
Circuit Length = 1.9791 miles  
Start: 12:30 End: 13:10

# Pre-66 Touring Cars

## QUALIFYING - RACE 6 - LAP ANALYSIS

3 -	4:14.653	+ 2:44.113	12:38:35.167	11 -	1:36.700	+ 6.160	12:53:37.191
4 -	1:36.137	+ 5.597	12:40:11.304	12 -	1:36.651	+ 6.111	12:55:13.842
5 -	1:35.521	+ 4.981	12:41:46.825	13 -	1:41.705	+ 11.165	12:56:55.547
6 -	1:34.366	+ 3.826	12:43:21.191	14 -	1:42.677	+ 12.137	12:58:38.224
7 -	1:38.926 P	+ 8.386	12:45:00.117	15 -	<b>1:30.540</b>		<b>13:00:08.764</b>
8 -	3:54.573	+ 2:24.033	12:48:54.690	16 -	1:30.745	+ 0.205	13:01:39.509
<b>47</b>	<b>Chris SCRAGG</b> THA2 Jaguar Mk II						
1 -	1:49.602	+ 16.006	12:32:29.747	7 -	1:33.736	+ 0.140	12:45:39.307
2 -	1:45.435 P	+ 11.839	12:34:15.182	8 -	<b>1:33.596</b>		<b>12:47:12.903</b>
3 -	2:57.082	+ 1:23.486	12:37:12.264	9 -	1:34.158	+ 0.562	12:48:47.061
4 -	1:38.052	+ 4.456	12:38:50.316	10 -	1:35.565	+ 1.969	12:50:22.626
5 -	1:39.241 P	+ 5.645	12:40:29.557	11 -	1:33.812	+ 0.216	12:51:56.438
6 -	3:36.014	+ 2:02.418	12:44:05.571	12 -	1:38.704 P	+ 5.108	12:53:35.142
<b>49</b>	<b>Andrew BEAUMONT</b> THHS Ford Lotus Cortina Mk1						
1 -	1:47.711	+ 15.299	12:33:58.502	8 -	1:33.036	+ 0.624	12:44:59.192
2 -	1:37.160	+ 4.748	12:35:35.662	9 -	1:32.496	+ 0.084	12:46:31.688
3 -	1:35.637	+ 3.225	12:37:11.299	10 -	1:34.123	+ 1.711	12:48:05.811
4 -	1:32.576	+ 0.164	12:38:43.875	11 -	1:33.715	+ 1.303	12:49:39.526
5 -	1:35.602	+ 3.190	12:40:19.477	12 -	1:36.467	+ 4.055	12:51:15.993
6 -	1:34.267	+ 1.855	12:41:53.744	13 -	1:33.867	+ 1.455	12:52:49.860
7 -	<b>1:32.412</b>		<b>12:43:26.156</b>	14 -	1:32.818	+ 0.406	12:54:22.678
<b>51</b>	<b>Mike WRIGLEY</b> THA Ford Mustang						
1 -	1:36.688	+ 9.371	12:32:50.073	10 -	1:27.728	+ 0.411	12:47:49.203
2 -	1:30.977	+ 3.660	12:34:21.050	11 -	1:31.235 P	+ 3.918	12:49:20.438
3 -	1:33.862 P	+ 6.545	12:35:54.912	12 -	4:01.888	+ 2:34.571	12:53:22.326
4 -	3:02.786	+ 1:35.469	12:38:57.698	13 -	1:27.821	+ 0.504	12:54:50.147
5 -	1:28.272	+ 0.955	12:40:25.970	14 -	1:45.764	+ 18.447	12:56:35.911
6 -	1:30.674	+ 3.357	12:41:56.644	15 -	1:55.589	+ 28.272	12:58:31.500
7 -	1:29.952	+ 2.635	12:43:26.596	16 -	<b>1:27.317</b>		<b>12:59:58.817</b>
8 -	1:27.374	+ 0.057	12:44:53.970	17 -	1:27.391	+ 0.074	13:01:26.208
9 -	1:27.505	+ 0.188	12:46:21.475				
<b>54</b>	<b>NAITO K / NAITO S</b> Inv MG B						
1 -	1:55.518	+ 8.862	12:32:58.484	9 -	2:02.029	+ 15.373	12:49:05.611
2 -	1:48.868	+ 2.212	12:34:47.352	10 -	2:00.847	+ 14.191	12:51:06.458
3 -	1:47.381	+ 0.725	12:36:34.733	11 -	2:02.651	+ 15.995	12:53:09.109
4 -	<b>1:46.656</b>		<b>12:38:21.389</b>	12 -	2:55.791	+ 1:09.135	12:56:04.900
5 -	1:47.538	+ 0.882	12:40:08.927	13 -	2:07.446	+ 20.790	12:58:12.346
6 -	1:50.057	+ 3.401	12:41:58.984	14 -	2:04.068	+ 17.412	13:00:16.414
7 -	1:47.203 P	+ 0.547	12:43:46.187	15 -	1:57.736	+ 11.080	13:02:14.150
8 -	3:17.395	+ 1:30.739	12:47:03.582				
<b>57</b>	<b>William WARD</b> THD Austin Mini Cooper S						
1 -	1:45.186	+ 11.734	12:32:35.491	11 -	<b>1:33.452</b>		<b>12:48:29.970</b>
2 -	1:43.724	+ 10.272	12:34:19.215	12 -	1:33.824	+ 0.372	12:50:03.794
3 -	1:36.510	+ 3.058	12:35:55.725	13 -	1:34.209	+ 0.757	12:51:38.003
4 -	1:34.496	+ 1.044	12:37:30.221	14 -	1:35.042	+ 1.590	12:53:13.045
5 -	1:34.082	+ 0.630	12:39:04.303	15 -	1:37.217	+ 3.765	12:54:50.262
6 -	1:35.253	+ 1.801	12:40:39.556	16 -	1:47.373	+ 13.921	12:56:37.635
7 -	1:35.219	+ 1.767	12:42:14.775	17 -	1:56.197	+ 22.745	12:58:33.832
8 -	1:34.384	+ 0.932	12:43:49.159	18 -	1:35.805	+ 2.353	13:00:09.637
9 -	1:33.837	+ 0.385	12:45:22.996	19 -	1:34.042	+ 0.590	13:01:43.679
10 -	1:33.522	+ 0.070	12:46:56.518				
<b>58</b>	<b>EARNSHAW M / EARNSHAW R</b> THD Austin Mini Cooper S						
1 -	1:45.698	+ 15.230	12:32:46.499	10 -	1:33.076	+ 2.608	12:48:06.540
2 -	1:36.287	+ 5.819	12:34:22.786	11 -	1:33.701	+ 3.233	12:49:40.241
3 -	1:37.005	+ 6.537	12:35:59.791	12 -	1:33.188	+ 2.720	12:51:13.429
4 -	1:33.807	+ 3.339	12:37:33.598	13 -	1:31.825	+ 1.357	12:52:45.254
5 -	1:34.806	+ 4.338	12:39:08.404	14 -	1:36.098	+ 5.630	12:54:21.352

Car No's 11, 51, 71 & 91 need working transponders - Q.12.2.1.

Car No 35 please check transponder - Intermittent signal.

Weather / Track : Bright / Dry

Donington Park National  
Circuit Length = 1.9791 miles  
Start: 12:30 End: 13:10

## Pre-66 Touring Cars

### QUALIFYING - RACE 6 - LAP ANALYSIS

6 -	1:34.647	+ 4.179	12:40:43.051	15 -	2:03.100	+ 32.632	12:56:24.452
7 -	1:34.020	+ 3.552	12:42:17.071	16 -	1:54.656	+ 24.188	12:58:19.108
8 -	1:37.684 P	+ 7.216	12:43:54.755	17 -	1:30.981	+ 0.513	12:59:50.089
9 -	2:38.709	+ 1:08.241	12:46:33.464	18 -	<b>1:30.468</b>		<b>13:01:20.557</b>
<b>59</b>	<b>STROMMEN / MATHESON</b>		THHS Ford Lotus Cortina				
1 -	1:35.515	+ 5.942	12:32:08.280	10 -	1:35.312	+ 5.739	12:46:37.638
2 -	<b>1:29.573</b>		<b>12:33:37.853</b>	11 -	1:37.322 P	+ 7.749	12:48:14.960
3 -	1:58.220	+ 28.647	12:35:36.073	12 -	3:17.263	+ 1:47.690	12:51:32.223
4 -	1:34.992 P	+ 5.419	12:37:11.065	13 -	1:35.433	+ 5.860	12:53:07.656
5 -	1:36.441	+ 6.868	12:38:47.506	14 -	1:31.799	+ 2.226	12:54:39.455
6 -	1:34.022	+ 4.449	12:40:21.528	15 -	1:52.270	+ 22.697	12:56:31.725
7 -	1:33.823	+ 4.250	12:41:55.351	16 -	1:56.357	+ 26.784	12:58:28.082
8 -	1:33.366	+ 3.793	12:43:28.717	17 -	1:33.010	+ 3.437	13:00:01.092
9 -	1:33.609	+ 4.036	12:45:02.326	18 -	1:32.673	+ 3.100	13:01:33.765
<b>64</b>	<b>McINERNEY S / McINERNEY M</b>		THHS BMW TI				
1 -	1:36.136	+ 8.246	12:32:43.721	9 -	3:50.931	+ 2:23.041	12:47:19.561
2 -	1:32.537	+ 4.647	12:34:16.258	10 -	1:30.966	+ 3.076	12:48:50.527
3 -	1:32.537	+ 4.647	12:35:48.795	11 -	1:30.984	+ 3.094	12:50:21.511
4 -	1:34.519	+ 6.629	12:37:23.314	12 -	1:31.682	+ 3.792	12:51:53.193
5 -	1:30.416	+ 2.526	12:38:53.730	13 -	1:41.654	+ 13.764	12:53:34.847
6 -	1:30.455	+ 2.565	12:40:24.185	14 -	1:31.974	+ 4.084	12:55:06.821
7 -	<b>1:27.890</b>		<b>12:41:52.075</b>	15 -	1:47.197 P	+ 19.307	12:56:54.018
8 -	1:36.555 P	+ 8.665	12:43:28.630				
<b>66</b>	<b>Hiroki NAKAMURA</b>		Inv Lotus Elan				
1 -	1:58.193	+ 10.422	12:32:57.610	7 -	1:48.935	+ 1.164	12:44:08.432
2 -	1:47.776	+ 0.005	12:34:45.386	8 -	1:58.300 P	+ 10.529	12:46:06.732
3 -	<b>1:47.771</b>		<b>12:36:33.157</b>	9 -	3:38.131	+ 1:50.360	12:49:44.863
4 -	1:49.801	+ 2.030	12:38:22.958	10 -	6:30.644 P	+ 4:42.873	12:56:15.507
5 -	2:08.115	+ 20.344	12:40:31.073	11 -	4:28.748	+ 2:40.977	13:00:44.255
6 -	1:48.424	+ 0.653	12:42:19.497				
<b>67</b>	<b>Christian DEVEREUX</b>		THD Austin Mini Cooper S				
1 -	1:43.030	+ 12.910	12:32:27.477	10 -	5:37.036	+ 4:06.916	12:50:26.743
2 -	1:33.425	+ 3.305	12:34:00.902	11 -	1:32.118	+ 1.998	12:51:58.861
3 -	1:33.451	+ 3.331	12:35:34.353	12 -	1:31.941	+ 1.821	12:53:30.802
4 -	1:32.080	+ 1.960	12:37:06.433	13 -	1:35.740	+ 5.620	12:55:06.542
5 -	1:30.188	+ 0.068	12:38:36.621	14 -	1:41.171	+ 11.051	12:56:47.713
6 -	<b>1:30.120</b>		<b>12:40:06.741</b>	15 -	1:48.296	+ 18.176	12:58:36.009
7 -	1:37.837	+ 7.717	12:41:44.578	16 -	1:30.218	+ 0.098	13:00:06.227
8 -	1:31.207	+ 1.087	12:43:15.785	17 -	1:30.561	+ 0.441	13:01:36.788
9 -	1:33.922 P	+ 3.802	12:44:49.707				
<b>71</b>	<b>HENDERSON G / HENDERSON R</b>		THD Austin Mini Cooper S				
1 -	1:41.474	+ 7.915	12:32:44.747	8 -	1:36.602	+ 3.043	12:43:59.146
2 -	1:35.522	+ 1.963	12:34:20.269	9 -	1:38.675 P	+ 5.116	12:45:37.821
3 -	1:39.995	+ 6.436	12:36:00.264	10 -	3:06.169	+ 1:32.610	12:48:43.990
4 -	1:34.753	+ 1.194	12:37:35.017	11 -	1:40.649	+ 7.090	12:50:24.639
5 -	1:35.728	+ 2.169	12:39:10.745	12 -	1:36.639	+ 3.080	12:52:01.278
6 -	<b>1:33.559</b>		<b>12:40:44.304</b>	13 -	1:37.204	+ 3.645	12:53:38.482
7 -	1:38.240	+ 4.681	12:42:22.544	14 -	6:59.803	+ 5:26.244	13:00:38.285
<b>73</b>	<b>CLARKSON / WILLIAMS</b>		THA Ford Falcon Sprint				
1 -	1:41.470	+ 11.516	12:33:55.298	8 -	1:30.292	+ 0.338	12:44:35.939
2 -	1:31.133	+ 1.179	12:35:26.431	9 -	1:32.239 P	+ 2.285	12:46:08.178
3 -	1:30.837	+ 0.883	12:36:57.268	10 -	7:22.571	+ 5:52.617	12:53:30.749
4 -	1:33.964	+ 4.010	12:38:31.232	11 -	1:35.416	+ 5.462	12:55:06.165
5 -	1:33.771	+ 3.817	12:40:05.003	12 -	1:36.322	+ 6.368	12:56:42.487
6 -	1:30.690	+ 0.736	12:41:35.693	13 -	1:52.240	+ 22.286	12:58:34.727
7 -	<b>1:29.954</b>		<b>12:43:05.647</b>				

Car No's 11, 51, 71 & 91 need working transponders - Q.12.2.1.

Car No 35 please check transponder - Intermittent signal.

Weather / Track : Bright / Dry

Donington Park National  
Circuit Length = 1.9791 miles  
Start: 12:30 End: 13:10

# Pre-66 Touring Cars

## QUALIFYING - RACE 6 - LAP ANALYSIS

<b>76</b>	<b>Nick SWIFT</b>		THD Morris Mini Cooper S				
1 -	1:38.027	+ 10.052	12:32:29.299	7 -	1:28.829	+ 0.854	12:46:36.149
2 -	1:31.088	+ 3.113	12:34:00.387	8 -	<b>1:27.975</b>		<b>12:48:04.124</b>
3 -	1:30.079	+ 2.104	12:35:30.466	9 -	1:28.846	+ 0.871	12:49:32.970
4 -	1:28.644	+ 0.669	12:36:59.110	10 -	1:28.145	+ 0.170	12:51:01.115
5 -	1:36.125 P	+ 8.150	12:38:35.235	11 -	1:38.528	+ 10.553	12:52:39.643
6 -	6:32.085	+ 5:04.110	12:45:07.320	12 -	1:41.458 P	+ 13.483	12:54:21.101
<b>79</b>	<b>Mark JONES</b>		THHS Lotus Cortina				
1 -	1:37.172 P	+ 8.501	12:32:13.551	11 -	1:28.954	+ 0.283	12:47:46.326
2 -	1:37.925	+ 9.254	12:33:51.476	12 -	1:29.712	+ 1.041	12:49:16.038
3 -	1:31.406	+ 2.735	12:35:22.882	13 -	1:33.372	+ 4.701	12:50:49.410
4 -	1:30.792 P	+ 2.121	12:36:53.674	14 -	1:29.625	+ 0.954	12:52:19.035
5 -	1:48.837	+ 20.166	12:38:42.511	15 -	1:29.442	+ 0.771	12:53:48.477
6 -	1:30.496	+ 1.825	12:40:13.007	16 -	1:49.982	+ 21.311	12:55:38.459
7 -	1:33.360	+ 4.689	12:41:46.367	17 -	1:48.653	+ 19.982	12:57:27.112
8 -	1:30.429	+ 1.758	12:43:16.796	18 -	1:52.602	+ 23.931	12:59:19.714
9 -	1:30.972	+ 2.301	12:44:47.768	19 -	<b>1:28.671</b>		<b>13:00:48.385</b>
10 -	1:29.604	+ 0.933	12:46:17.372				
<b>81</b>	<b>BEIGHTON C / BEIGHTON B</b>		THA Ford Mustang				
1 -	1:30.377	+ 2.672	12:47:41.224	6 -	1:56.781	+ 29.076	12:56:30.375
2 -	1:29.956 P	+ 2.251	12:49:11.180	7 -	1:55.897	+ 28.192	12:58:26.272
3 -	2:25.478	+ 57.773	12:51:36.658	8 -	1:28.301	+ 0.596	12:59:54.573
4 -	1:29.231	+ 1.526	12:53:05.889	9 -	1:28.558	+ 0.853	13:01:23.131
5 -	<b>1:27.705</b>		<b>12:54:33.594</b>				
<b>82</b>	<b>Paul POCHCIOL</b>		THHS Ford Lotus Cortina Mk 1				
1 -	1:38.506	+ 8.549	12:32:35.854	8 -	1:32.280	+ 2.323	12:43:20.617
2 -	1:38.256	+ 8.299	12:34:14.110	9 -	1:30.108	+ 0.151	12:44:50.725
3 -	1:31.187	+ 1.230	12:35:45.297	10 -	1:31.060	+ 1.103	12:46:21.785
4 -	<b>1:29.957</b>		<b>12:37:15.254</b>	11 -	1:30.384	+ 0.427	12:47:52.169
5 -	1:32.400	+ 2.443	12:38:47.654	12 -	1:30.388	+ 0.431	12:49:22.557
6 -	1:30.696	+ 0.739	12:40:18.350	13 -	1:31.191	+ 1.234	12:50:53.748
7 -	1:29.987	+ 0.030	12:41:48.337	14 -	1:33.731	+ 3.774	12:52:27.479
<b>88</b>	<b>MELLING / MINSHAW</b>		THA Ford Falcon				
1 -	1:45.600	+ 20.828	12:32:34.771	9 -	1:26.423	+ 1.651	12:46:31.590
2 -	1:37.880	+ 13.108	12:34:12.651	10 -	<b>1:24.772</b>		<b>12:47:56.362</b>
3 -	1:34.827	+ 10.055	12:35:47.478	11 -	1:26.966	+ 2.194	12:49:23.328
4 -	1:36.895	+ 12.123	12:37:24.373	12 -	1:26.046	+ 1.274	12:50:49.374
5 -	1:35.305	+ 10.533	12:38:59.678	13 -	1:25.578	+ 0.806	12:52:14.952
6 -	1:35.614 P	+ 10.842	12:40:35.292	14 -	1:27.135	+ 2.363	12:53:42.087
7 -	3:03.776	+ 1:39.004	12:43:39.068	15 -	1:44.563 P	+ 19.791	12:55:26.650
8 -	1:26.099	+ 1.327	12:45:05.167				
<b>91</b>	<b>BERG / HAUGLAND</b>		THHS Ford Lotus Cortina Mk 1				
1 -	2:58.216	+ 1:30.949	12:38:04.145	7 -	1:48.580	+ 21.313	12:52:10.994
2 -	1:28.181	+ 0.914	12:39:32.326	8 -	1:35.528	+ 8.261	12:53:46.522
3 -	<b>1:27.267</b>		<b>12:40:59.593</b>	9 -	1:29.840	+ 2.573	12:55:16.362
4 -	1:37.791	+ 10.524	12:42:37.384	10 -	1:42.403	+ 15.136	12:56:58.765
5 -	6:16.334	+ 4:49.067	12:48:53.718	11 -	1:43.599	+ 16.332	12:58:42.364
6 -	1:28.696	+ 1.429	12:50:22.414	12 -	1:28.560	+ 1.293	13:00:10.924
<b>92</b>	<b>Stephen JONES</b>		THD Morris Mini Cooper S				
1 -	1:41.448	+ 8.068	12:32:35.727	8 -	1:34.963	+ 1.583	12:44:03.908
2 -	1:43.845	+ 10.465	12:34:19.572	9 -	1:33.896	+ 0.516	12:45:37.804
3 -	1:37.106	+ 3.726	12:35:56.678	10 -	<b>1:33.380</b>		<b>12:47:11.184</b>
4 -	1:34.811	+ 1.431	12:37:31.489	11 -	1:34.085	+ 0.705	12:48:45.269
5 -	1:47.742	+ 14.362	12:39:19.231	12 -	1:34.420	+ 1.040	12:50:19.689
6 -	1:35.245	+ 1.865	12:40:54.476	13 -	1:39.065 P	+ 5.685	12:51:58.754
7 -	1:34.469	+ 1.089	12:42:28.945	14 -	2:43.592 P	+ 1:10.212	12:54:42.346

Car No's 11, 51, 71 & 91 need working transponders - Q.12.2.1.


Car No 35 please check transponder - Intermittent signal.

Weather / Track : Bright / Dry

Donington Park National  
Circuit Length = 1.9791 miles  
Start: 12:30 End: 13:10

# Pre-66 Touring Cars

## RACE 6 - GRID - AMENDED

ROW 18	1:33.596 47 Chris SCRAGG	1:35.937 24 Matthew WRIGLEY
ROW 17	1:33.452 57 William WARD	1:33.559 71 HENDERSON G / HENDERSON R
ROW 16	1:32.412 49 Andrew BEAUMONT	1:33.380 92 Stephen JONES
ROW 15	1:30.885 7 PEPPER / CUNNINGHAM	1:31.274 34 TIPPET Ch / TIPPET CI
ROW 14	1:30.703 11 GARDNER / COTTINGHAM	1:30.735 26 MAYDON / BURGESS
ROW 13	1:30.540 45 HALL / CARVELL	1:30.544 16 Ken WELCH
ROW 12	1:30.120 67 Christian DEVEREUX	1:30.468 58 EARNSHAW M / EARNSHAW R
ROW 11	1:29.954 73 CLARKSON / WILLIAMS	1:29.957 82 Paul POCHCIOL
ROW 10	1:29.573 59 STROMMEN / MATHESON	1:29.607 35 CLAYSON / GIORDANELLI
ROW 9	1:28.938 21 HALSTEAD / McPHERSON	1:29.459 14 DODKINS / JOLLY
ROW 8	1:28.490 6 Henry MANN	1:28.671 79 Mark JONES
ROW 7	1:27.974 37 GARDINER / FAULKNER	1:27.975 76 Nick SWIFT
ROW 6	1:27.747 28 Roy STEPHENSON	1:27.890 64 McINERNEY S / McINERNEY M
ROW 5	1:27.569 23 DUNHAM / OWEN	1:27.705 81 BEIGHTON C / BEIGHTON B
ROW 4	1:27.267 91 BERG / HAUGLAND	1:27.317 51 Mike WRIGLEY
ROW 3	1:26.247 39 HARDING / CUNNINGHAM	1:26.740 44 GRIFFITHS / McINERNEY
ROW 2	1:24.772 88 MELLING / MINSHAW	1:25.708 86 COOKE / DOWD
ROW 1	1:23.080 1 VOYAZIDES / HADFIELD	1:24.186 15 Patrick WATTS
<b>Pole</b>		
		

Reserves will be called in the following order, 54 & 66.

Donington Park National  
Circuit Length = 1.9791 miles

**These results are provisional until the conclusion of any judicial and technical matters.**

Clerk of Course :		Timekeeper :
-------------------	--	--------------

# Pre- 66 Touring Cars

## RACE 6 - CLASSIFICATION

POS	NO	CL	NAME	ENTRY	LAPS	TIME	GAP	DIFF	MPH	BEST	ON
1	88	THA	MINSHAW / MELLING	Ford Falcon	35	1:00:41.794			68.47	1:28.358	30
2	1	THA	VOYAZIDES / HADFIELD	Ford Falcon	35	1:01:01.096	19.302	19.302	68.11	1:27.193	34
3	15	THA	Patrick WATTS	Ford Mustang	35	1:01:09.572	27.778	8.476	67.95	1:29.005	32
4	44	THHS	GRIFFITHS / McINERNEY	Ford Lotus Cortina	35	1:01:13.467	31.673	3.895	67.88	1:29.778	32
5	64	THHS	McINERNEY S / McINERNEY M	BMW TI	35	1:01:33.715	51.921	20.248	67.50	1:33.469	34
6	26	THD	MAYDON / BURGESS	Austin Mini Cooper S	35	1:01:47.972	1:06.178	14.257	67.25	1:33.542	33
7	28	THA	Roy STEPHENSON	Ford Mustang	35	1:02:01.787	1:19.993	13.815	67.00	1:31.315	33
8	79	THHS	Mark JONES	Lotus Cortina	35	1:02:02.940	1:21.146	1.153	66.97	1:31.649	32
9	51	THA	Mike WRIGLEY	Ford Mustang	35	1:02:08.006	1:26.212	5.066	66.88	1:30.179	32
10	23	THHS	DUNHAM / OWEN	Ford Lotus Cortina	35	1:02:11.644	1:29.850	3.638	66.82	1:30.336	31
11	91	THHS	HAUGLAND / BERG	Ford Lotus Cortina Mk 1	34	1:00:42.626	1 lap	1 lap	66.50	1:31.031	31
12	37	THA	Niki FAULKNER	Ford Falcon Sprint	34	1:01:02.079	1 lap	19.453	66.14	1:28.337	32
13	86	THA	COOKE / DOWD	Shelby Mustang GT350	34	1:01:09.441	1 lap	7.362	66.01	1:28.736	33
14	76	THD	Nick SWIFT	Morris Mini Cooper S	34	1:01:09.926	1 lap	0.485	66.00	1:31.319	31
15	16	THD	Ken WELCH	Morris Mini Cooper S	34	1:01:17.733	1 lap	7.807	65.86	1:36.693	31
16	6	THHS	Henry MANN	Ford Lotus Cortina Mk 1	34	1:01:34.404	1 lap	16.671	65.56	1:32.988	33
17	58	THD	EARNSHAW R / EARNSHAW M	Austin Mini Cooper S	34	1:01:40.811	1 lap	6.407	65.45	1:32.617	33
18	34	THHS	TIPPET Ch / TIPPET CI	BMW 1800 Ti	34	1:01:49.813	1 lap	9.002	65.29	1:33.892	32
19	81	THA	Ben BEIGHTON	Ford Mustang	34	1:01:54.291	1 lap	4.478	65.21	1:30.120	33
20	82	THHS	Paul POCHCIOL	Ford Lotus Cortina Mk 1	33	1:00:45.799	2 laps	1 lap	64.48	1:32.475	30
21	21	THHS	McPHERSON / HALSTEAD	Ford Lotus Cortina Mk1	33	1:01:05.387	2 laps	19.588	64.14	1:34.432	31
22	59	THHS	MATHESON / STROMMEN	Ford Lotus Cortina	33	1:01:35.781	2 laps	30.394	63.61	1:35.696	32
23	73	THA	CLARKSON / WILLIAMS	Ford Falcon Sprint	33	1:01:39.968	2 laps	4.187	63.54	1:34.099	32
24	14	THA	JOLLY / DODKINS	Ford Falcon Sprint	32	59:28.087	3 laps	1 lap	63.89	1:31.109	31
25	49	THHS	Andrew BEAUMONT	Ford Lotus Cortina Mk1	32	1:01:13.377	3 laps	1:45.290	62.06	1:36.679	30
26	35	THA	CLAYSON / GIORDANELLI	Ford Falcon Sprint	32	1:01:28.200	3 laps	14.823	61.81	1:38.998	31
27	45	THD	HALL / CARVELL	Austin Mini Cooper S	31	55:53.025	4 laps	1 lap	65.87	1:33.590	30
28	39	THA	HARDING / CUNNINGHAM	Ford Falcon	31	56:27.510	4 laps	34.485	65.19	1:31.784	31
29	11	THD	COTTINGHAM / GARDNER	Morris Mini Cooper S	30	57:41.244	5 laps	1 lap	61.75	1:38.141	29
30	24	OBG	Matthew WRIGLEY	Austin A35	15	30:00.269	20 laps	15 laps	59.36	1:53.630	14

### NOT CLASSIFIED

DNC 67	THD	Christian DEVEREUX	Austin Mini Cooper S	26	47:57.532	9 laps		64.37	1:38.764	24
DNC 71	THD	HENDERSON R / HENDERSON G	Austin Mini Cooper S	26	1:02:14.182	9 laps	14:16.650	49.60	1:38.570	26
DNC 7	THA	PEPPER / CUNNINGHAM	Ford Mustang	12	24:29.649	23 laps	14 laps	58.17	1:55.474	11
DNC 57	THD	William WARD	Austin Mini Cooper S	9	22:37.957	26 laps	3 laps	47.21	1:52.008	9
DNC 92	THD	Stephen JONES	Morris Mini Cooper S	6	12:13.847	29 laps	3 laps	58.25	1:49.907	4

### FASTEST LAP

1	THA	VOYAZIDES / HADFIELD	Ford Falcon	34	1:27.193		81.71 mph	131.50 kph
44	THHS	GRIFFITHS / McINERNEY	Ford Lotus Cortina	32	1:29.778		79.35 mph	127.71 kph
76	THD	Nick SWIFT	Morris Mini Cooper S	31	1:31.319		78.01 mph	125.55 kph
24	OBG	Matthew WRIGLEY	Austin A35	14	1:53.630		62.70 mph	100.90 kph

Car No 11 still no working transponder - This may result in loss of times.

Weather / Track : Cloudy / Drying

These results are provisional until the conclusion of any judicial and technical matters.

Donington Park National  
Circuit Length = 1.9791 miles  
Start: 10:54 End: 11:56

Clerk of Course :		Timekeeper :
-------------------	--	--------------

**Pre-66 Touring Cars**  
**RACE 6 - LAP CHART**

Lap 1			Lap 2			Lap 3			Lap 4			Lap 5		
No	Behind	Laptime	No	Behind	Laptime	No	Behind	Laptime	No	Behind	Laptime	No	Behind	Laptime
1		2:31.108	88		1:47.876	88		1:46.182	88		1:45.103	88		1:45.465
15	0.079	2:31.187	1	1.259	1:49.495	1	1.205	1:46.128	1	2.288	1:46.186	1	1.953	1:45.130
88	0.360	2:31.468	15	3.263	1:51.420	15	5.062	1:47.981	15	7.216	1:47.257	64	8.333	1:45.435
86	0.749	2:31.857	44	4.659	1:51.691	44	6.240	1:47.763	64	8.363	1:45.273	15	9.434	1:47.683
39	1.150	2:32.258	86	5.884	1:53.371	64	8.193	1:47.498	44	8.705	1:47.568	44	10.020	1:46.780
44	1.204	2:32.312	51	6.117	1:52.184	39	9.464	1:49.430	39	10.990	1:46.629	91	11.620	1:45.790
91	1.731	2:32.839	39	6.216	1:53.302	51	10.227	1:50.292	91	11.295	1:45.606	39	12.581	1:47.056
51	2.169	2:32.277	64	6.877	1:50.857	91	10.792	1:49.620	76	12.412	1:46.360	76	13.660	1:46.713
81	3.435	2:34.543	91	7.354	1:53.859	76	11.155	1:49.033	51	13.477	1:48.353	51	15.613	1:47.601
23	3.451	2:34.559	81	7.710	1:52.511	81	11.809	1:50.281	81	14.545	1:47.839	81	16.373	1:47.293
64	4.256	2:35.364	76	8.304	1:50.473	23	13.557	1:51.396	28	17.547	1:47.685	28	19.888	1:47.806
28	4.741	2:35.849	23	8.343	1:53.128	86	14.770	1:55.068	23	18.452	1:49.998	67	20.117	1:46.885
37	5.776	2:36.884	28	9.185	1:52.680	28	14.965	1:51.962	67	18.697	1:48.224	23	21.869	1:48.882
76	6.067	2:37.175	79	10.263	1:51.680	79	15.280	1:51.199	79	19.558	1:49.381	45	22.227	1:48.003
79	6.819	2:37.927	37	10.648	1:53.108	67	15.576	1:48.400	45	19.689	1:47.476	79	22.912	1:48.819
6	7.164	2:38.272	6	11.550	1:52.622	37	16.988	1:52.522	86	21.306	1:51.639	21	24.131	1:47.787
21	8.439	2:39.547	21	11.946	1:51.743	45	17.316	1:49.169	21	21.809	1:49.263	86	25.143	1:49.302
14	9.044	2:40.152	67	13.358	1:49.573	6	17.331	1:51.963	6	23.219	1:50.991	26	25.383	1:46.760
59	9.741	2:40.849	59	13.994	1:52.489	21	17.649	1:51.885	37	23.632	1:51.747	6	27.528	1:49.774
73	11.715	2:42.823	45	14.329	1:49.415	59	18.267	1:50.455	26	24.088	1:48.819	37	28.431	1:50.264
35	11.716	2:42.824	14	15.565	1:54.757	26	20.372	1:47.498	59	24.454	1:51.290	59	28.981	1:49.992
82	11.960	2:43.068	73	17.674	1:54.195	16	21.998	1:48.100	16	25.276	1:48.381	16	29.617	1:49.806
67	12.021	2:43.129	26	19.056	1:51.613	14	23.085	1:53.702	34	30.205	1:50.147	34	31.662	1:46.922
58	12.978	2:44.086	16	20.080	1:52.680	34	25.161	1:50.545	14	32.024	1:54.042	14	39.951	1:53.392
45	13.150	2:44.258	34	20.798	1:52.203	73	26.272	1:54.780	73	33.792	1:52.623	73	40.440	1:52.113
11	13.151	2:44.259	35	24.507	2:01.027	82	31.735	1:52.686	82	37.653	1:51.021	58	41.324	1:48.630
16	15.636	2:46.744	58	24.888	2:00.146	58	32.621	1:53.915	58	38.159	1:50.641	82	45.536	1:53.348
26	15.679	2:46.787	82	25.231	2:01.507	92	34.556	1:52.565	92	39.360	1:49.907	92	45.696	1:51.801
34	16.831	2:47.939	92	28.173	1:57.424	35	37.333	1:59.008	35	48.056	1:55.826	35	58.719	1:56.128
7	18.318	2:49.426	7	30.237	2:00.155	49	40.655	1:56.357	57	2 LAPS	5:42.043	49	59.299	1:55.051
92	18.985	2:50.093	49	30.480	1:59.603	24	41.135	1:56.041	49	49.713	1:54.161	24	1:05.639	1:57.692
49	19.113	2:50.221	24	31.276	1:59.101	7	44.219	2:00.164	24	53.412	1:57.380	57	2 LAPS	2:02.819
24	20.411	2:51.519	11	34.057	2:09.142	11	48.700	2:00.825 P	7	57.273	1:58.157	7	1:08.849	1:57.041
57	26.271	2:57.379 P							11	1:19.078	2:15.481 P	11	1:24.669	1:51.056

Car No 11 still no working transponder - This may result in loss of times.

Weather / Track : Cloudy / Drying

Donington Park National  
Circuit Length = 1.9791 miles  
Start: 10:54 End: 11:56

# Pre-66 Touring Cars

## RACE 6 - LAP CHART

Lap 6			Lap 7			Lap 8			Lap 9			Lap 10		
No	Behind	Laptime	No	Behind	Laptime	No	Behind	Laptime	No	Behind	Laptime	No	Behind	Laptime
88		1:45.015	88		1:44.754	88		1:44.388	88		1:44.609	88		1:46.376
1	2.757	1:45.819	1	3.733	1:45.730	1	5.603	1:46.258	7	1 LAP	1:57.685	11	1 LAP	1:51.074
64	6.979	1:43.661	64	5.718	1:43.493	64	5.943	1:44.613	1	6.945	1:45.951	1	6.990	1:46.421
44	11.266	1:46.261	44	11.978	1:45.466	44	13.484	1:45.894	64	7.261	1:45.927	64	7.202	1:46.317
15	12.006	1:47.587	15	13.928	1:46.676	15	16.475	1:46.935	44	14.152	1:45.277	24	1 LAP	1:58.968
91	13.570	1:46.965	76	15.661	1:45.395	76	16.835	1:45.562	15	17.646	1:45.780	7	1 LAP	1:57.146
39	14.845	1:47.279	91	16.432	1:47.616	91	18.116	1:46.072	76	17.921	1:45.695	44	13.338	1:45.562
76	15.020	1:46.375	39	17.943	1:47.852	39	20.168	1:46.613	91	21.116	1:47.609	15	17.605	1:46.335
51	17.894	1:47.296	81	20.500	1:46.647	81	22.201	1:46.089	39	22.678	1:47.119	76	18.475	1:46.930
81	18.607	1:47.249	51	21.791	1:48.651	67	24.209	1:46.537	81	23.706	1:46.114	91	20.912	1:46.172
67	20.497	1:45.395	67	22.060	1:46.317	45	25.410	1:46.062	67	24.435	1:44.835	39	22.417	1:46.115
28	22.724	1:47.851	45	23.736	1:45.533	51	26.386	1:48.983	45	25.137	1:44.336	81	23.033	1:45.703
45	22.957	1:45.745	28	25.430	1:47.460	26	28.142	1:44.438	26	29.201	1:45.668	67	23.814	1:45.755
23	25.518	1:48.664	26	28.092	1:46.493	28	30.183	1:49.141	51	30.382	1:48.605	45	24.169	1:45.408
79	26.011	1:48.114	23	28.378	1:47.614	79	31.557	1:47.292	28	31.914	1:46.340	26	26.208	1:43.383
26	26.353	1:45.985	79	28.653	1:47.396	23	31.973	1:47.983	79	32.552	1:45.604	57	3 LAPS	2:17.003
21	27.762	1:48.646	21	29.456	1:46.448	21	32.357	1:47.289	23	34.557	1:47.193	51	31.519	1:47.513
86	30.002	1:49.874	16	35.355	1:47.156	16	37.556	1:46.589	21	34.913	1:47.165	28	32.605	1:47.067
6	32.046	1:49.533	86	36.337	1:51.089	86	41.091	1:49.142	16	41.891	1:48.944	79	33.237	1:47.061
37	32.438	1:49.022	6	37.033	1:49.741	6	42.383	1:49.738	86	44.977	1:48.495	23	35.452	1:47.271
16	32.953	1:48.351	59	38.356	1:49.704	59	42.565	1:48.597	6	46.547	1:48.773	21	35.914	1:47.377
59	33.406	1:49.440	37	40.437	1:52.753	37	43.336	1:47.287	59	46.875	1:48.919	16	42.437	1:46.922
34	34.499	1:47.852	34	40.464	1:50.719	34	44.395	1:48.319	34	48.343	1:48.557	59	48.043	1:47.544
14	47.178	1:52.242	71	6 LAPS	13:49.056	71	6 LAPS	1:55.431	37	48.415	1:49.688	86	49.661	1:51.060
58	48.437	1:52.128	58	52.929	1:49.246	58	56.588	1:48.047	58	1:02.686	1:50.707	37	49.761	1:47.722
73	49.186	1:53.761	14	53.591	1:51.167	14	1:01.193	1:51.990	71	6 LAPS	1:53.963	6	50.595	1:50.424
82	52.684	1:52.163	73	55.736	1:51.304	73	1:02.737	1:51.389	73	1:12.189	1:54.061	34	51.311	1:49.344
92	52.738	1:52.057	82	1:00.015	1:52.085	82	1:08.786	1:53.159	82	1:15.349	1:51.172	58	1:05.147	1:48.837
49	1:09.819	1:55.535	49	1:19.493	1:54.428	49	1:31.940	1:56.835	14	1:17.479	2:00.895	71	6 LAPS	1:50.520
35	1:10.207	1:56.503	35	1:21.938	1:56.485	35	1:33.490	1:55.940	49	1:41.486	1:54.155	73	1:18.814	1:53.001
24	1:17.678	1:57.054	24	1:29.766	1:56.842	24	1:41.112	1:55.734	35	1:44.424	1:55.543	82	1:19.988	1:51.015
7	1:20.601	1:56.767	7	1:33.067	1:57.220	11	1:42.901	1:53.345				14	1:22.496	1:51.393
57	2 LAPS	2:01.556	11	1:33.944	1:49.845	57	2 LAPS	1:54.437						
11	1:28.853	1:49.199	57	2 LAPS	1:56.275									

Car No 11 still no working transponder - This may result in loss of times.

Weather / Track : Cloudy / Drying

Donington Park National  
Circuit Length = 1.9791 miles  
Start: 10:54 End: 11:56

# Pre-66 Touring Cars

## RACE 6 - LAP CHART

Lap 11			Lap 12			Lap 13			Lap 14			Lap 15		
No	Behind	Laptime	No	Behind	Laptime	No	Behind	Laptime	No	Behind	Laptime	No	Behind	Laptime
88		1:44.704	88		1:44.746	88		1:43.893	88		1:43.682	88		1:43.535 P
49	1 LAP	1:55.057	64	4.762	1:42.801	14	1 LAP	1:51.191	64	1.671	1:42.224	64	0.989	1:42.853
64	6.707	1:44.209	1	8.975	1:45.329 P	64	3.129	1:42.260	14	1 LAP	1:51.840	82	1 LAP	1:49.161
1	8.392	1:46.106	11	1 LAP	1:49.009	44	17.134	1:45.483	44	17.666	1:44.214	73	1 LAP	1:51.548
11	1 LAP	1:50.983	44	15.544	1:46.139	11	1 LAP	1:49.692	76	21.005	1:44.847	45	1 LAP	3:02.797
35	1 LAP	1:56.771	49	1 LAP	1:55.249	76	19.840	1:44.061	15	25.424	1:46.552	14	1 LAP	1:50.265
44	14.151	1:45.517	35	1 LAP	1:54.290	15	22.554	1:45.366	11	1 LAP	1:50.802	44	18.036	1:43.905
24	1 LAP	1:54.778	76	19.672	1:44.999	49	1 LAP	1:53.056	91	26.788	1:44.893	76	20.808	1:43.338
15	19.218	1:46.317	15	21.081	1:46.609	91	25.577	1:46.089	39	27.448	1:44.726	15	26.226	1:44.337
76	19.419	1:45.648	91	23.381	1:45.888	39	26.404	1:45.466	81	28.586	1:44.965	39	28.298	1:44.385
91	22.239	1:46.031	39	24.831	1:45.937	81	27.303	1:45.097	26	29.406	1:44.946	81	29.767	1:44.716
39	23.640	1:45.927	67	25.937	1:45.637	67	27.697	1:45.653	67	29.713	1:45.698	26	30.270	1:44.399
81	24.648	1:46.319	81	26.099	1:46.197	26	28.142	1:44.986	49	1 LAP	1:54.399	91	30.514	1:47.261 P
67	25.046	1:45.936	26	27.049	1:44.636	45	32.011	1:44.851 P	28	41.523	1:45.800	67	30.862	1:44.684
7	1 LAP	1:59.254	45	31.053	1:45.793	35	1 LAP	1:57.236	79	42.619	1:46.389	11	1 LAP	1:49.384 P
26	27.159	1:45.655	24	1 LAP	1:56.954	28	39.405	1:46.129	51	46.693	1:47.918	28	44.372	1:46.384
45	30.006	1:50.541	28	37.169	1:46.574	79	39.912	1:46.330	21	47.022	1:46.983	49	1 LAP	1:52.347
28	35.341	1:47.440	79	37.475	1:46.181	24	1 LAP	1:54.183	35	1 LAP	1:59.775 P	23	1 LAP	3:24.189
79	36.040	1:47.507	7	1 LAP	1:55.474	51	42.457	1:46.990	16	50.015	1:45.369	79	46.758	1:47.674 P
51	36.263	1:49.448	51	39.360	1:47.843	21	43.721	1:46.686	24	1 LAP	1:56.233	51	49.547	1:46.389 P
23	38.798	1:48.050	21	40.928	1:46.460	23	47.779	1:49.569 P	58	1 LAP	1:46.136	21	49.647	1:46.160
21	39.214	1:48.004	23	42.103	1:48.051	16	48.328	1:47.426	34	1:02.781	1:46.207	16	50.728	1:44.248
57	3 LAPS	1:54.437	16	44.795	1:45.451	58	1 LAP	3:11.266	37	1:08.219	1:51.182 P	6	1 LAP	3:17.284
16	44.090	1:46.357	57	3 LAPS	1:52.008	7	1 LAP	2:01.160 P	86	1:09.392	1:49.284 P	59	1 LAP	3:26.511
59	50.605	1:47.266	59	53.621	1:47.762	59	59.730	1:50.002 P	1	1:30.970	1:44.153	58	1 LAP	1:47.111
37	51.461	1:46.404	37	54.164	1:47.449	34	1:00.256	1:46.443	71	6 LAPS	1:51.914 P	24	1 LAP	1:53.630
86	54.427	1:49.470	34	57.706	1:46.785	37	1:00.719	1:50.448				34	1:05.118	1:45.872
6	55.021	1:49.130	6	58.485	1:48.210	6	1:02.900	1:48.308 P				1	1:30.023	1:42.588
34	55.667	1:49.060	86	59.394	1:49.713	86	1:03.790	1:48.289						
58	1:11.001	1:50.558 P	71	6 LAPS	1:49.311	71	6 LAPS	1:49.660						
71	6 LAPS	1:49.733	73	1:33.421	1:52.218	1	1:30.499	3:05.417						
73	1:25.949	1:51.839	82	1:34.038	1:51.740	82	1:41.358	1:51.213						
82	1:27.044	1:51.760				73	1:41.723	1:52.195						
14	1:39.484	2:01.692												

Car No 11 still no working transponder - This may result in loss of times.

Weather / Track : Cloudy / Drying

Donington Park National  
Circuit Length = 1.9791 miles  
Start: 10:54 End: 11:56

**Pre-66 Touring Cars**  
**RACE 6 - LAP CHART**

Lap 16			Lap 17			Lap 18			Lap 19			Lap 20		
No	Behind	Laptime	No	Behind	Laptime	No	Behind	Laptime	No	Behind	Laptime	No	Behind	Laptime
64		1:42.225	64		1:42.177	64		1:41.231	64		1:41.295	64		1:42.046 P
45	1 LAP	1:45.052	45	1 LAP	1:45.174	45	1 LAP	1:43.447	82	2 LAPS	1:46.906	82	2 LAPS	1:47.979
82	1 LAP	1:50.178 P	91	1 LAP	3:10.885	44	23.450	1:43.427	15	1 LAP	3:06.174	15	1 LAP	1:44.195
73	1 LAP	1:50.952	44	21.254	1:44.459	76	26.293	1:44.256	81	1 LAP	3:04.449	45	1 LAP	1:42.433
44	18.972	1:44.150	73	1 LAP	1:50.860	91	1 LAP	1:51.563	45	1 LAP	1:45.251	81	1 LAP	1:45.450
76	20.828	1:43.234	76	23.268	1:44.617	79	1 LAP	1:43.523	26	1 LAP	3:07.218	26	1 LAP	1:44.783
14	1 LAP	1:50.640	79	1 LAP	3:09.065	67	35.109	1:43.041	44	25.073	1:42.918	44	25.945	1:42.918
15	27.933	1:44.921	15	31.690	1:45.934 P	73	1 LAP	1:54.122 P	76	27.496	1:42.498	71	8 LAPS	2:12.929 P
39	30.186	1:45.102	67	33.299	1:43.811	51	1 LAP	1:45.213	91	1 LAP	1:48.105	76	29.255	1:43.805 P
26	30.941	1:43.885	51	1 LAP	3:09.474	39	38.218	1:45.568	79	1 LAP	1:42.623	79	1 LAP	1:44.360
67	31.665	1:44.017	39	33.881	1:45.872	14	1 LAP	1:51.507 P	67	36.959	1:43.145 P	91	1 LAP	1:47.608
81	32.583	1:46.030	26	35.039	1:46.275 P	23	1 LAP	1:44.489	39	41.309	1:44.386 P	28	1 LAP	3:05.899
35	2 LAPS	3:15.538	14	1 LAP	1:53.878	35	2 LAPS	1:52.573	51	1 LAP	1:45.555	51	1 LAP	1:44.001
23	1 LAP	1:46.401	81	36.655	1:46.249 P	28	58.604	1:47.339 P	23	1 LAP	1:44.313	14	2 LAPS	3:27.844
28	49.177	1:48.019	35	2 LAPS	1:51.161	21	1 LAP	3:30.284	35	2 LAPS	1:52.519	16	1 LAP	3:15.244
16	53.034	1:45.520	23	1 LAP	1:45.420	11	2 LAPS	1:51.193	21	1 LAP	1:50.006	23	1 LAP	1:44.204
49	1 LAP	1:52.417	28	52.496	1:45.496	16	1:03.709	1:50.252 P	34	1 LAP	1:46.231	73	2 LAPS	3:49.230
21	54.520	1:48.087 P	11	2 LAPS	3:46.390 P	34	1 LAP	3:15.820	11	2 LAPS	1:49.085	34	1 LAP	1:48.867
6	1 LAP	1:46.132	16	54.688	1:43.831	37	1 LAP	1:45.490	37	1 LAP	1:46.436	11	2 LAPS	1:49.813
37	1 LAP	3:17.342	6	1 LAP	1:48.631	6	1 LAP	1:47.252	6	1 LAP	1:46.976	35	2 LAPS	1:52.632
86	1 LAP	3:20.009	37	1 LAP	1:45.937	58	1 LAP	1:44.747	58	1 LAP	1:46.690	21	1 LAP	1:51.972
58	1 LAP	1:46.615	49	1 LAP	1:52.731	49	1 LAP	1:50.817	86	1 LAP	1:47.895	37	1 LAP	1:50.480
59	1 LAP	1:52.603	58	1 LAP	1:46.852	86	1 LAP	1:47.760	88	1:27.521	1:42.026	58	1 LAP	1:46.234
34	1:13.253	1:51.349 P	86	1 LAP	1:47.545	88	1:26.790	1:42.581	49	1 LAP	1:56.332 P	6	1 LAP	1:49.632
24	1 LAP	1:54.160	59	1 LAP	1:51.661	59	1 LAP	1:52.282	1	1:33.877	1:43.602	86	1 LAP	1:45.928
71	7 LAPS	3:15.916	88	1:25.440	1:43.181	1	1:31.570	1:41.901	59	1 LAP	1:51.383	88	1:26.862	1:41.387
88	1:24.436	3:07.650	71	7 LAPS	1:51.062	71	7 LAPS	1:49.945				1	1:33.043	1:41.212
1	1:30.899	1:44.090	1	1:30.900	1:42.178							59	1 LAP	1:50.231
			82	1 LAP	3:12.727							82	1 LAP	1:47.092
												67	2:00.042	3:05.129
												45	2:01.002	1:42.017
												15	2:01.512	1:44.025
												26	2:06.307	1:43.839

Car No 11 still no working transponder - This may result in loss of times.

Weather / Track : Cloudy / Drying

Donington Park National  
 Circuit Length = 1.9791 miles  
 Start: 10:54 End: 11:56

# Pre-66 Touring Cars

## RACE 6 - LAP CHART

Lap 21			Lap 22			Lap 23			Lap 24			Lap 25		
No	Behind	Laptime	No	Behind	Laptime	No	Behind	Laptime	No	Behind	Laptime	No	Behind	Laptime
44		1:45.213 P	64		1:45.094	1		1:40.835	1		1:37.709	1		1:38.302
79	1 LAP	1:43.682	1	0.202	1:40.351	58	1 LAP	1:46.873	37	1 LAP	1:42.649	73	2 LAPS	1:43.981
91	1 LAP	1:46.650	6	1 LAP	1:46.365	11	2 LAPS	1:49.398	39	1 LAP	1:43.476	37	1 LAP	1:39.405
28	1 LAP	1:44.468	86	1 LAP	1:45.576	64	3.616	1:44.653	34	1 LAP	1:42.551	39	1 LAP	1:40.585
51	1 LAP	1:45.109	88	5.442	1:42.348	49	2 LAPS	1:52.266	58	1 LAP	1:41.397	88	5.518	1:37.237
81	1 LAP	2:07.947	35	2 LAPS	1:49.833	6	1 LAP	1:43.551	88	6.583	1:39.192	58	1 LAP	1:41.438
16	1 LAP	1:42.908	76	17.582	1:41.869	88	5.100	1:40.695	11	2 LAPS	1:43.381	34	1 LAP	1:44.045
14	2 LAPS	1:47.951	44	18.105	3:01.852	86	1 LAP	1:43.444	64	8.793	1:42.886	64	11.150	1:40.659
23	1 LAP	1:44.123	21	1 LAP	2:08.479	35	2 LAPS	1:48.348	6	1 LAP	1:42.941	6	1 LAP	1:41.653
73	2 LAPS	1:48.338	67	27.607	1:40.657	44	17.468	1:40.400	86	1 LAP	1:45.043	11	2 LAPS	1:44.803
39	1 LAP	3:57.341	45	29.068	1:40.533	76	17.668	1:41.123	49	2 LAPS	1:49.736	86	1 LAP	1:40.758
49	2 LAPS	3:10.397	15	32.069	1:41.794	21	1 LAP	1:43.422	44	19.147	1:39.388	44	20.045	1:39.200
34	1 LAP	1:45.561	59	1 LAP	1:50.574	67	26.734	1:40.164	76	19.433	1:39.474	76	20.332	1:39.201
11	2 LAPS	1:45.152	26	34.601	1:41.411	45	27.873	1:39.842	35	2 LAPS	1:46.592	49	2 LAPS	1:48.487
21	1 LAP	1:45.762	82	1 LAP	1:44.044	15	30.946	1:39.914	21	1 LAP	1:42.239	45	30.428	1:39.784
37	1 LAP	1:45.921	79	47.980	1:41.105	26	33.482	1:39.918	67	27.789	1:38.764	21	1 LAP	1:44.622
58	1 LAP	1:46.838	28	55.383	1:42.236	82	1 LAP	1:44.068	45	28.946	1:38.782	15	33.018	1:39.782
64	58.653	3:09.811	91	57.262	1:42.460	59	1 LAP	1:50.362	15	31.538	1:38.301	67	34.884	1:45.397
6	1 LAP	1:49.363	51	58.806	1:41.793	79	47.034	1:40.091	26	34.634	1:38.861	26	35.679	1:39.347
86	1 LAP	1:48.130	81	59.772	1:41.941	28	55.434	1:41.088	82	1 LAP	1:45.662	35	2 LAPS	1:49.862
1	1:03.598	1:41.713	16	1:06.406	1:40.989	91	58.554	1:42.329	79	49.738	1:40.413	79	51.134	1:39.698
35	2 LAPS	1:54.943	23	1:12.023	1:41.520	81	59.642	1:40.907	59	1 LAP	1:47.996	82	1 LAP	1:43.475
88	1:06.841	1:51.137	14	1 LAP	1:45.423	51	1:00.658	1:42.889	28	57.813	1:40.088	28	59.379	1:39.868
76	1:19.460	3:01.363	71	8 LAPS	1:46.751	16	1:04.998	1:39.629	81	1:01.338	1:39.405	59	1 LAP	1:46.163
59	1 LAP	1:50.298	73	1 LAP	1:45.882	23	1:12.260	1:41.274	91	1:02.895	1:42.050	81	1:00.937	1:37.901
67	1:30.697	1:41.813	39	1:35.968	1:43.284	14	1 LAP	1:44.119	51	1:03.600	1:40.651	91	1:04.741	1:40.148
45	1:32.282	1:42.438	37	1:36.489	1:42.057	71	8 LAPS	1:44.799	16	1:07.471	1:40.182	51	1:05.093	1:39.795
15	1:34.022	1:43.668	34	1:40.856	1:47.167	73	1 LAP	1:45.536	23	1:14.987	1:40.436	16	1:08.662	1:39.493
82	1 LAP	1:49.360							14	1 LAP	1:42.843	23	1:15.332	1:38.647
26	1:36.937	1:41.788							71	8 LAPS	1:44.940	14	1 LAP	1:42.255
79	1:50.622	1:41.732												
28	1:56.894	1:42.422												
91	1:58.549	1:44.345												
51	2:00.760	1:42.982												
81	2:01.578	1:42.807												

Car No 11 still no working transponder - This may result in loss of times.

Weather / Track : Cloudy / Drying

Donington Park National  
Circuit Length = 1.9791 miles  
Start: 10:54 End: 11:56

# Pre-66 Touring Cars

## RACE 6 - LAP CHART

Lap 26			Lap 27			Lap 28			Lap 29			Lap 30		
No	Behind	Laptime	No	Behind	Laptime	No	Behind	Laptime	No	Behind	Laptime	No	Behind	Laptime
1		1:36.562	1		1:34.300	1		1:32.580	1		1:30.080	1		1:29.409
37	1 LAP	1:38.437	37	1 LAP	1:34.001	14	2 LAPS	1:37.130	59	2 LAPS	1:41.863	88	0.579	1:28.358
88	5.596	1:36.640	88	3.978	1:32.682	88	2.207	1:30.809	88	1.630	1:29.503	14	2 LAPS	1:34.064
39	1 LAP	1:39.234	39	1 LAP	1:36.045	37	1 LAP	1:37.029	14	2 LAPS	1:35.006	59	2 LAPS	1:41.559
71	9 LAPS	1:46.776	73	2 LAPS	1:39.450	39	1 LAP	1:35.216	37	1 LAP	1:31.855	39	1 LAP	1:33.443
73	2 LAPS	1:43.433	58	1 LAP	1:39.647	58	1 LAP	1:36.978	39	1 LAP	1:32.245	37	1 LAP	1:41.396
58	1 LAP	1:39.021	71	9 LAPS	1:43.204	73	2 LAPS	1:40.358	73	2 LAPS	1:38.019	44	30.523	1:30.799
64	14.244	1:39.656	64	18.791	1:38.847	86	1 LAP	1:35.255	44	29.133	1:35.389	86	1 LAP	1:32.016
34	1 LAP	1:40.977	34	1 LAP	1:38.603	64	23.407	1:37.196	86	1 LAP	1:37.392	76	33.241	1:32.253
6	1 LAP	1:39.748	86	1 LAP	1:36.729	44	23.824	1:34.785	76	30.397	1:35.115	15	33.801	1:31.020
86	1 LAP	1:37.967	6	1 LAP	1:37.937	76	25.362	1:35.476	64	31.113	1:37.786	64	35.859	1:34.155
11	2 LAPS	1:41.854	44	21.619	1:35.085	34	1 LAP	1:39.831	15	32.190	1:31.023	6	1 LAP	1:35.409
44	20.834	1:37.351	76	22.466	1:35.568	6	1 LAP	1:39.783	6	1 LAP	1:35.342	73	2 LAPS	1:39.972
76	21.198	1:37.428	15	32.481	1:34.133	71	9 LAPS	1:45.706	34	1 LAP	1:39.300	34	1 LAP	1:37.652
15	32.648	1:36.192	45	35.420	1:37.014	15	31.247	1:31.346	58	1 LAP	1:45.822	58	1 LAP	1:37.623
45	32.706	1:38.840	11	2 LAPS	1:53.066	45	38.962	1:36.122	71	9 LAPS	1:39.864	45	47.584	1:33.590
26	37.772	1:38.655	26	39.944	1:36.472	26	41.926	1:34.562	45	43.403	1:34.521	26	49.722	1:33.584
21	1 LAP	1:42.418	49	2 LAPS	1:44.731	11	2 LAPS	1:41.481	26	45.547	1:33.701	71	9 LAPS	1:40.244
49	2 LAPS	1:50.089	79	55.766	1:38.225	79	1:00.368	1:37.182	11	2 LAPS	1:38.691	11	2 LAPS	1:39.293
35	2 LAPS	1:47.211	35	2 LAPS	1:45.812	49	2 LAPS	1:44.823	79	1:04.591	1:34.303	79	1:08.218	1:33.036
79	51.841	1:37.269	21	1 LAP	1:59.656	28	1:07.755	1:35.865	28	1:12.399	1:34.724	28	1:15.757	1:32.767
82	1 LAP	1:40.646	82	1 LAP	1:41.519	82	1 LAP	1:39.944	49	2 LAPS	1:43.561	51	1:21.358	1:33.120
67	57.258	1:58.936 P	28	1:04.470	1:37.813	51	1:12.540	1:35.970	82	1 LAP	1:36.019	82	1 LAP	1:34.122
28	1:00.957	1:38.140	51	1:09.150	1:36.555	35	2 LAPS	1:47.044	51	1:17.647	1:35.187	81	1:24.887	1:34.323
51	1:06.895	1:38.364	91	1:10.361	1:35.780	91	1:14.451	1:36.670	91	1:18.672	1:34.301	91	1:25.402	1:36.139
91	1:08.881	1:40.702	16	1:14.704	1:38.148	21	1 LAP	1:43.840	81	1:19.973	1:32.910	23	1:26.657	1:32.896
16	1:10.856	1:38.756	81	1:16.491	1:35.769	81	1:17.143	1:33.232	21	1 LAP	1:37.273	21	1 LAP	1:38.061
59	1 LAP	1:47.296	23	1:18.638	1:36.171	16	1:19.690	1:37.566	23	1:23.170	1:33.368			
81	1:15.022	1:50.647	59	1 LAP	1:43.923	23	1:19.882	1:33.824	35	2 LAPS	1:44.007			
23	1:16.767	1:37.997							16	1:28.705	1:39.095			
14	1 LAP	1:40.539												

Car No 11 still no working transponder - This may result in loss of times.

Weather / Track : Cloudy / Drying

Donington Park National  
Circuit Length = 1.9791 miles  
Start: 10:54 End: 11:56

**Pre-66 Touring Cars**  
**RACE 6 - LAP CHART**

Lap 31			Lap 32			Lap 33			Lap 34			Lap 35		
No	Behind	Laptime	No	Behind	Laptime	No	Behind	Laptime	No	Behind	Laptime	No	Behind	Laptime
88		1:31.741	88		1:28.462	88		1:30.610	88		1:30.940	88		1:32.819
49	3 LAPS	1:45.741	21	2 LAPS	1:40.012	11	3 LAPS	1:50.464 P	82	2 LAPS	1:35.151	91	1 LAP	1:32.309
1	0.675	1:32.995	49	3 LAPS	1:39.838	21	2 LAPS	1:34.432	91	1 LAP	1:34.536	82	2 LAPS	1:35.769
16	1 LAP	1:39.507	16	1 LAP	1:36.693	14	2 LAPS	1:31.109	14	2 LAPS	1:32.351	1	19.302	1:29.973
35	3 LAPS	1:42.752	14	2 LAPS	1:33.393	49	3 LAPS	1:36.679	37	1 LAP	1:32.686	37	1 LAP	1:32.714
14	2 LAPS	1:33.315	39	1 LAP	1:31.784	37	1 LAP	1:28.337	21	2 LAPS	1:37.485	21	2 LAPS	1:35.894
39	1 LAP	1:32.850	35	3 LAPS	1:39.874	16	1 LAP	1:36.937	1	22.148	1:27.193	86	1 LAP	1:30.687
37	1 LAP	1:30.042	37	1 LAP	1:30.375	1	25.895	1:28.385	49	3 LAPS	1:39.600	15	27.778	1:31.957
59	2 LAPS	1:40.907	1	28.120	1:55.907	15	29.795	1:29.151	16	1 LAP	1:37.342	76	1 LAP	2:45.657
44	28.746	1:30.543	44	30.062	1:29.778	35	3 LAPS	1:39.900	15	28.640	1:29.785	49	3 LAPS	1:38.009
86	1 LAP	1:30.370	15	31.254	1:29.005	44	31.352	1:31.900	86	1 LAP	1:28.736	44	31.673	1:32.829
15	30.711	1:29.230	86	1 LAP	1:31.049	86	1 LAP	1:29.499	44	31.663	1:31.251	16	1 LAP	1:41.315
76	32.240	1:31.319	59	2 LAPS	1:40.847	59	2 LAPS	1:40.105	35	3 LAPS	1:38.998	35	3 LAPS	1:41.245
64	38.282	1:34.743	76	35.687	1:31.909	76	46.234	1:41.157 P	59	2 LAPS	1:35.696	64	51.921	1:34.006
6	1 LAP	1:33.677	64	44.920	1:35.100	64	48.205	1:33.895	64	50.734	1:33.469	6	1 LAP	1:33.871
73	2 LAPS	1:34.467	6	1 LAP	1:33.192	6	1 LAP	1:35.198	6	1 LAP	1:32.988	59	2 LAPS	1:39.212
58	1 LAP	1:34.125	73	2 LAPS	1:34.681	73	2 LAPS	1:34.190	73	2 LAPS	1:34.099	73	2 LAPS	1:36.279
34	1 LAP	1:35.842	58	1 LAP	1:33.627	58	1 LAP	1:33.185	58	1 LAP	1:32.617	58	1 LAP	1:36.461
26	52.364	1:34.962	34	1 LAP	1:34.769	34	1 LAP	1:33.892	34	1 LAP	1:37.528	26	1:06.178	1:35.213
71	9 LAPS	1:40.008	26	58.153	1:34.251	26	1:01.085	1:33.542	26	1:03.784	1:33.639	34	1 LAP	1:37.303
79	1:10.443	1:34.545	71	9 LAPS	1:38.859	79	1:15.140	1:32.120	79	1:19.458	1:35.258	81	1 LAP	2:50.514
11	2 LAPS	1:38.141	79	1:13.630	1:31.649	71	9 LAPS	1:39.856	28	1:20.568	1:31.677	28	1:19.993	1:32.244
45	1:14.062	1:58.798 P	28	1:19.126	1:32.188	28	1:19.831	1:31.315	51	1:23.284	1:30.810	79	1:21.146	1:34.507
28	1:15.400	1:31.963	51	1:21.918	1:30.179	51	1:23.414	1:32.106	71	9 LAPS	1:39.770	51	1:26.212	1:35.747
51	1:20.201	1:31.163	81	1:26.232	1:31.815	81	1:25.742	1:30.120	23	1:31.410	1:34.314	23	1:29.850	1:31.259
82	1 LAP	1:32.475	82	1 LAP	1:33.565	23	1:28.036	1:30.826				71	9 LAPS	1:38.570
81	1:22.879	1:30.312	23	1:27.820	1:31.609									
91	1:24.113	1:31.031	91	1:28.356	1:32.705									
23	1:24.673	1:30.336												

Car No 11 still no working transponder - This may result in loss of times.

Weather / Track : Cloudy / Drying

Donington Park National  
 Circuit Length = 1.9791 miles  
 Start: 10:54 End: 11:56

# World Sportscar Masters

## QUALIFYING - RACE 7 - CLASSIFICATION

POS	NO	CL	NAME	ENTRY	TIME	ON	LAPS	GAP	DIFF	MPH
1	6	Rodri	<b>VOYAZIDES / HADFIELD</b>	Lola T70 Mk3b	<b>1:10.750</b>	18	19			100.70
2	81	Rodri	<b>BEIGHTON / FINNEMORE</b>	Lola T70 Mk3b	<b>1:12.462</b>	22	23	<b>1.712</b>	1.712	98.32
3	21	Rodri	<b>Steve TANDY</b>	Lola T70 Mk3b (c)	<b>1:12.896</b>	17	18	<b>2.146</b>	0.434	97.73
4	18	Rodri	<b>Paul KNAPFIELD</b>	Ferrari 512 M	<b>1:13.303</b>	16	18	<b>2.553</b>	0.407	97.19
5	34	Siffert	<b>Andrew MIDDLETON</b>	Taydec Mk3	<b>1:14.121</b>	15	19	<b>3.371</b>	0.818	96.12
6	10	Mark	<b>Manfredo ROSSI di MONTELERA</b>	Abarth Osella PA1	<b>1:14.171</b>	14	15	<b>3.421</b>	0.050	96.05
7	89	Siffert	<b>Emanuele BENEDEINI</b>	Chevron B16 (C)	<b>1:15.020</b>	18	19	<b>4.270</b>	0.849	94.96
8	51	Siffert	<b>COUSINS / CATON</b>	Chevron B23	<b>1:15.328</b>	17	18	<b>4.578</b>	0.308	94.58
9	44	Mark	<b>Philip HALL</b>	Lola 212	<b>1:15.353</b>	9	11	<b>4.603</b>	0.025	94.55
10	11	Siffert	<b>DWYER / WRIGLEY</b>	Chevron B16	<b>1:15.735</b>	14	17	<b>4.985</b>	0.382	94.07
11	86	Hulme	<b>FORSBREY / NEWALL</b>	Ford GT40 Mk1	<b>1:16.252</b>	11	17	<b>5.502</b>	0.517	93.43
12	66	Bonni	<b>COTTINGHAM Ja / COTTINGHAM J</b>	Chevron B8	<b>1:17.127</b>	16	17	<b>6.377</b>	0.875	92.37
13	14	Bonni	<b>Steve HODGES</b>	Chevron B8	<b>1:17.315</b>	16	18	<b>6.565</b>	0.188	92.15
14	54	Bonni	<b>Robert SHAW</b>	Chevron B8	<b>1:17.717</b>	13	23	<b>6.967</b>	0.402	91.67
15	45	Bonni	<b>Alec HAMMOND</b>	Chevron B8	<b>1:17.944</b>	11	12	<b>7.194</b>	0.227	91.40
16	72	Siffert	<b>Jamie BOOT</b>	Chevron B16 (C)	<b>1:18.080</b>	10	17	<b>7.330</b>	0.136	91.24
17	42	Bonni	<b>Hugh COLMAN</b>	Chevron B8	<b>1:18.348</b>	9	16	<b>7.598</b>	0.268	90.93
18	32	Bonni	<b>Charles ALLISON</b>	Chevron B8	<b>1:18.513</b>	20	20	<b>7.763</b>	0.165	90.74
19	37	Siffert	<b>Brian CASEY</b>	Chevron B16	<b>1:18.652</b>	9	17	<b>7.902</b>	0.139	90.58
20	80	Pesc	<b>HOOLE / MAYDON</b>	Alfa Romeo TT33	<b>1:19.062</b>	12	16	<b>8.312</b>	0.410	90.11
21	40	Rodri	<b>Chris BALL</b>	Ford GT40	<b>1:19.232</b>	15	19	<b>8.482</b>	0.170	89.92
22	33	Pesc	<b>Mark BATES</b>	Porsche 911 RSR	<b>1:19.440</b>	9	11	<b>8.690</b>	0.208	89.68
23	62	Mark	<b>Jim GATHERCOLE</b>	Coldwell C14	<b>1:19.696</b>	10	11	<b>8.946</b>	0.256	89.39
24	3	Bonni	<b>SMITHIES / CLARKSON</b>	Chevron B8	<b>1:20.466</b>	8	18	<b>9.716</b>	0.770	88.54
25	74	Pesc	<b>Paul HOWELLS</b>	Porsche 911 RSR	<b>1:21.181</b>	12	17	<b>10.431</b>	0.715	87.76
26	68	Pesc	<b>COOKE / DOWD</b>	Porsche 911 RSR	<b>1:21.915</b>	18	18	<b>11.165</b>	0.734	86.97

Car No's 3 & 62 need working transponders - Q.12.2.1.  
Car No 74 please check transponder - Intermittent signal.

Weather / Track : Bright / Dry

These results are provisional until the conclusion of any judicial and technical matters.

Donington Park National  
Circuit Length = 1.9791 miles  
Start: 14:38 End: 00:00

Clerk of Course :		Timekeeper :
-------------------	--	--------------

# World Sportscar Masters

## QUALIFYING - RACE 7 - LAP ANALYSIS

<b>3</b>	<b>SMITHIES / CLARKSON</b>		Jonnie Chevron B8				
1 -	1:31.648	+ 11.182	14:42:45.119	10 -	1:23.316	+ 2.850	14:55:03.524
2 -	1:23.849	+ 3.383	14:44:08.968	11 -	5:06.586	+ 3:46.120	15:00:10.110
3 -	1:22.498	+ 2.032	14:45:31.466	12 -	1:24.727	+ 4.261	15:01:34.837
4 -	1:21.030	+ 0.564	14:46:52.496	13 -	1:24.354	+ 3.888	15:02:59.191
5 -	1:21.934	+ 1.468	14:48:14.430	14 -	1:22.950	+ 2.484	15:04:22.141
6 -	1:20.934	+ 0.468	14:49:35.364	15 -	1:23.056	+ 2.590	15:05:45.197
7 -	1:21.414	+ 0.948	14:50:56.778	16 -	1:22.921	+ 2.455	15:07:08.118
8 -	<b>1:20.466</b>		<b>14:52:17.244</b>	17 -	1:22.350	+ 1.884	15:08:30.468
9 -	1:22.964	+ 2.498	14:53:40.208	18 -	1:22.292	+ 1.826	15:09:52.760
<b>6</b>	<b>VOYAZIDES / HADFIELD</b>		odrigo Lola T70 Mk3b				
1 -	1:33.575	+ 22.825	14:40:38.751	11 -	1:13.020	+ 2.270	14:53:04.613
2 -	1:19.863	+ 9.113	14:41:58.614	12 -	1:16.655 P	+ 5.905	14:54:21.268
3 -	1:12.958	+ 2.208	14:43:11.572	13 -	2:24.646	+ 1:13.896	14:56:45.914
4 -	1:13.134	+ 2.384	14:44:24.706	14 -	1:11.361	+ 0.611	14:57:57.275
5 -	1:16.253	+ 5.503	14:45:40.959	15 -	1:11.333	+ 0.583	14:59:08.608
6 -	1:13.602	+ 2.852	14:46:54.561	16 -	1:11.743	+ 0.993	15:00:20.351
7 -	1:15.313	+ 4.563	14:48:09.874	17 -	1:11.781	+ 1.031	15:01:32.132
8 -	1:12.706	+ 1.956	14:49:22.580	18 -	<b>1:10.750</b>		<b>15:02:42.882</b>
9 -	1:13.885	+ 3.135	14:50:36.465	19 -	1:21.465 P	+ 10.715	15:04:04.347
10 -	1:15.128	+ 4.378	14:51:51.593				
<b>10</b>	<b>Manfredo ROSSI di MONTELERA</b>		Marko Abarth Osella PA1				
1 -	1:25.046	+ 10.875	14:40:46.911	9 -	1:39.263 P	+ 25.092	14:51:17.504
2 -	1:19.915	+ 5.744	14:42:06.826	10 -	8:02.180	+ 6:48.009	14:59:19.684
3 -	1:14.819	+ 0.648	14:43:21.645	11 -	1:14.220	+ 0.049	15:00:33.904
4 -	1:16.323	+ 2.152	14:44:37.968	12 -	1:18.056	+ 3.885	15:01:51.960
5 -	1:15.230	+ 1.059	14:45:53.198	13 -	1:15.687	+ 1.516	15:03:07.647
6 -	1:15.027	+ 0.856	14:47:08.225	14 -	<b>1:14.171</b>		<b>15:04:21.818</b>
7 -	1:15.003	+ 0.832	14:48:23.228	15 -	2:08.039 P	+ 53.868	15:06:29.857
8 -	1:15.013	+ 0.842	14:49:38.241				
<b>11</b>	<b>DWYER / WRIGLEY</b>		Siffert Chevron B16				
1 -	1:31.031	+ 15.296	14:43:01.277	10 -	1:16.618	+ 0.883	14:58:40.418
2 -	1:26.244	+ 10.509	14:44:27.521	11 -	1:15.967	+ 0.232	14:59:56.385
3 -	1:26.315	+ 10.580	14:45:53.836	12 -	1:15.854	+ 0.119	15:01:12.239
4 -	1:25.726	+ 9.991	14:47:19.562	13 -	1:17.831	+ 2.096	15:02:30.070
5 -	1:26.600	+ 10.865	14:48:46.162	14 -	<b>1:15.735</b>		<b>15:03:45.805</b>
6 -	4:42.235	+ 3:26.500	14:53:28.397	15 -	1:36.872	+ 21.137	15:05:22.677
7 -	1:18.153	+ 2.418	14:54:46.550	16 -	1:15.897	+ 0.162	15:06:38.574
8 -	1:16.148	+ 0.413	14:56:02.698	17 -	1:26.228 P	+ 10.493	15:08:04.802
9 -	1:21.102	+ 5.367	14:57:23.800				
<b>14</b>	<b>Steve HODGES</b>		Jonnie Chevron B8				
1 -	1:29.260	+ 11.945	14:41:00.967	10 -	1:18.722	+ 1.407	14:54:51.850
2 -	1:25.178	+ 7.863	14:42:26.145	11 -	1:17.476	+ 0.161	14:56:09.326
3 -	1:19.585	+ 2.270	14:43:45.730	12 -	1:17.458	+ 0.143	14:57:26.784
4 -	1:19.553	+ 2.238	14:45:05.283	13 -	1:17.963	+ 0.648	14:58:44.747
5 -	1:18.171	+ 0.856	14:46:23.454	14 -	1:18.274	+ 0.959	15:00:03.021
6 -	1:17.546	+ 0.231	14:47:41.000	15 -	1:18.876	+ 1.561	15:01:21.897
7 -	1:20.095 P	+ 2.780	14:49:01.095	16 -	<b>1:17.315</b>		<b>15:02:39.212</b>
8 -	3:13.562	+ 1:56.247	14:52:14.657	17 -	1:18.432	+ 1.117	15:03:57.644
9 -	1:18.471	+ 1.156	14:53:33.128	18 -	1:36.632 P	+ 19.317	15:05:34.276
<b>18</b>	<b>Paul KNAPFIELD</b>		odrigo Ferrari 512 M				
1 -	1:27.053	+ 13.750	14:41:02.046	10 -	1:13.639	+ 0.336	14:52:22.662
2 -	1:18.705	+ 5.402	14:42:20.751	11 -	1:13.367	+ 0.064	14:53:36.029
3 -	1:16.138	+ 2.835	14:43:36.889	12 -	1:14.011	+ 0.708	14:54:50.040
4 -	1:14.707	+ 1.404	14:44:51.596	13 -	1:13.483	+ 0.180	14:56:03.523
5 -	1:15.576	+ 2.273	14:46:07.172	14 -	1:13.657	+ 0.354	14:57:17.180
6 -	1:14.701	+ 1.398	14:47:21.873	15 -	1:14.853	+ 1.550	14:58:32.033

Car No's 3 & 62 need working transponders - Q.12.2.1.  
 Car No 74 please check transponder - Intermittent signal.  
 Weather / Track : Bright / Dry

Donington Park National  
 Circuit Length = 1.9791 miles  
 Start: 14:38 End: 15:14





# World Sportscar Masters

## QUALIFYING - RACE 7 - LAP ANALYSIS

5 -	1:21.371	+ 1.675	14:49:53.637	11 -	1:36.729	+ 17.033	14:58:50.940
6 -	1:45.521	+ 25.825	14:51:39.158				
<b>66</b>	<b>COTTINGHAM Ja / COTTINGHAM Je</b> 3onnie Chevron B8						
1 -	1:29.409	+ 12.282	14:40:57.398	10 -	1:23.273 P	+ 6.146	14:53:01.726
2 -	1:23.329	+ 6.202	14:42:20.727	11 -	3:47.650	+ 2:30.523	14:56:49.376
3 -	1:20.915	+ 3.788	14:43:41.642	12 -	1:18.163	+ 1.036	14:58:07.539
4 -	1:19.747	+ 2.620	14:45:01.389	13 -	1:18.885	+ 1.758	14:59:26.424
5 -	1:19.705	+ 2.578	14:46:21.094	14 -	1:17.511	+ 0.384	15:00:43.935
6 -	1:18.697	+ 1.570	14:47:39.791	15 -	1:17.840	+ 0.713	15:02:01.775
7 -	1:19.814	+ 2.687	14:48:59.605	16 -	<b>1:17.127</b>		<b>15:03:18.902</b>
8 -	1:19.528	+ 2.401	14:50:19.133	17 -	1:27.057 P	+ 9.930	15:04:45.959
9 -	1:19.320	+ 2.193	14:51:38.453				
<b>68</b>	<b>COOKE / DOWD</b> 3scarc Porsche 911 RSR						
1 -	1:31.348	+ 9.433	14:41:17.190	10 -	1:21.991	+ 0.076	14:56:44.773
2 -	1:29.340	+ 7.425	14:42:46.530	11 -	1:22.064	+ 0.149	14:58:06.837
3 -	1:27.449	+ 5.534	14:44:13.979	12 -	1:24.208	+ 2.293	14:59:31.045
4 -	1:26.842	+ 4.927	14:45:40.821	13 -	1:22.188	+ 0.273	15:00:53.233
5 -	1:27.394	+ 5.479	14:47:08.215	14 -	1:22.261	+ 0.346	15:02:15.494
6 -	1:25.682	+ 3.767	14:48:33.897	15 -	1:23.576	+ 1.661	15:03:39.070
7 -	1:26.885	+ 4.970	14:50:00.782	16 -	1:22.021	+ 0.106	15:05:01.091
8 -	3:59.037	+ 2:37.122	14:53:59.819	17 -	1:22.296	+ 0.381	15:06:23.387
9 -	1:22.963	+ 1.048	14:55:22.782	18 -	<b>1:21.915</b>		<b>15:07:45.302</b>
<b>72</b>	<b>Jamie BOOT</b> Siffert Chevron B16 (C)						
1 -	1:33.754	+ 15.674	14:41:10.679	10 -	<b>1:18.080</b>		<b>14:53:15.917</b>
2 -	1:25.717	+ 7.637	14:42:36.396	11 -	1:23.399 P	+ 5.319	14:54:39.316
3 -	1:21.976	+ 3.896	14:43:58.372	12 -	3:01.719	+ 1:43.639	14:57:41.035
4 -	1:19.351	+ 1.271	14:45:17.723	13 -	1:20.882	+ 2.802	14:59:01.917
5 -	1:21.133	+ 3.053	14:46:38.856	14 -	1:21.203	+ 3.123	15:00:23.120
6 -	1:18.967	+ 0.887	14:47:57.823	15 -	1:19.345	+ 1.265	15:01:42.465
7 -	1:20.409	+ 2.329	14:49:18.232	16 -	1:18.904	+ 0.824	15:03:01.369
8 -	1:20.377	+ 2.297	14:50:38.609	17 -	1:33.548 P	+ 15.468	15:04:34.917
9 -	1:19.228	+ 1.148	14:51:57.837				
<b>74</b>	<b>Paul HOWELLS</b> 3scarc Porsche 911 RSR						
1 -	1:33.997	+ 12.816	14:41:12.300	10 -	1:23.938	+ 2.757	14:57:14.866
2 -	1:37.576	+ 16.395	14:42:49.876	11 -	3:49.553	+ 2:28.372	15:01:04.419
3 -	1:31.529	+ 10.348	14:44:21.405	12 -	<b>1:21.181</b>		<b>15:02:25.600</b>
4 -	1:22.391	+ 1.210	14:45:43.796	13 -	1:21.633	+ 0.452	15:03:47.233
5 -	1:23.852	+ 2.671	14:47:07.648	14 -	1:21.664	+ 0.483	15:05:08.897
6 -	1:22.599	+ 1.418	14:48:30.247	15 -	1:28.147	+ 6.966	15:06:37.044
7 -	4:33.725	+ 3:12.544	14:53:03.972	16 -	1:35.373	+ 14.192	15:08:12.417
8 -	1:22.389	+ 1.208	14:54:26.361	17 -	1:21.555	+ 0.374	15:09:33.972
9 -	1:24.567	+ 3.386	14:55:50.928				
<b>80</b>	<b>HOOLE / MAYDON</b> 3scarc Alfa Romeo TT33						
1 -	1:41.684	+ 22.622	14:41:11.273	9 -	1:26.914	+ 7.852	14:55:49.717
2 -	1:34.402	+ 15.340	14:42:45.675	10 -	1:23.014	+ 3.952	14:57:12.731
3 -	1:28.182	+ 9.120	14:44:13.857	11 -	1:21.744	+ 2.682	14:58:34.475
4 -	1:26.830	+ 7.768	14:45:40.687	12 -	<b>1:19.062</b>		<b>14:59:53.537</b>
5 -	1:25.024	+ 5.962	14:47:05.711	13 -	1:20.084	+ 1.022	15:01:13.621
6 -	1:37.589	+ 18.527	14:48:43.300	14 -	1:19.320	+ 0.258	15:02:32.941
7 -	1:34.617 P	+ 15.555	14:50:17.917	15 -	1:21.195	+ 2.133	15:03:54.136
8 -	4:04.886	+ 2:45.824	14:54:22.803	16 -	1:38.704 P	+ 19.642	15:05:32.840
<b>81</b>	<b>BEIGHTON / FINNEMORE</b> 3drigru Lola T70 Mk3b						
1 -	1:28.079	+ 15.617	14:40:46.844	13 -	1:15.711	+ 3.249	14:57:03.627
2 -	1:20.156	+ 7.694	14:42:07.000	14 -	1:13.578	+ 1.116	14:58:17.205
3 -	1:17.783	+ 5.321	14:43:24.783	15 -	1:13.994	+ 1.532	14:59:31.199
4 -	1:16.097	+ 3.635	14:44:40.880	16 -	1:14.339	+ 1.877	15:00:45.538
5 -	1:15.102	+ 2.640	14:45:55.982	17 -	1:15.576	+ 3.114	15:02:01.114

Car No's 3 & 62 need working transponders - Q.12.2.1.  
 Car No 74 please check transponder - Intermittent signal.  
 Weather / Track : Bright / Dry

Donington Park National  
 Circuit Length = 1.9791 miles  
 Start: 14:38 End: 15:14

# World Sportscar Masters

## QUALIFYING - RACE 7 - LAP ANALYSIS


6 -	1:17.812	+ 5.350	14:47:13.794	18 -	1:14.186	+ 1.724	15:03:15.300
7 -	1:17.555	+ 5.093	14:48:31.349	19 -	1:13.006	+ 0.544	15:04:28.306
8 -	1:15.909	+ 3.447	14:49:47.258	20 -	1:14.989	+ 2.527	15:05:43.295
9 -	1:16.532	+ 4.070	14:51:03.790	21 -	1:14.133	+ 1.671	15:06:57.428
10 -	1:14.091	+ 1.629	14:52:17.881	22 -	<b>1:12.462</b>		<b>15:08:09.890</b>
11 -	1:16.900 P	+ 4.438	14:53:34.781	23 -	1:12.874	+ 0.412	15:09:22.764
12 -	2:13.135	+ 1:00.673	14:55:47.916				
<b>86</b>	<b>FORSBREY / NEWALL</b>			Hulme Ford GT40 Mk1			
1 -	1:28.288	+ 12.036	14:41:10.984	10 -	2:56.324	+ 1:40.072	14:54:45.638
2 -	1:21.160	+ 4.908	14:42:32.144	11 -	<b>1:16.252</b>		<b>14:56:01.890</b>
3 -	1:17.754	+ 1.502	14:43:49.898	12 -	1:17.027	+ 0.775	14:57:18.917
4 -	1:17.676	+ 1.424	14:45:07.574	13 -	1:18.764	+ 2.512	14:58:37.681
5 -	1:19.130	+ 2.878	14:46:26.704	14 -	1:25.072 P	+ 8.820	15:00:02.753
6 -	1:17.401	+ 1.149	14:47:44.105	15 -	3:50.154	+ 2:33.902	15:03:52.907
7 -	1:17.830	+ 1.578	14:49:01.935	16 -	1:17.690	+ 1.438	15:05:10.597
8 -	1:17.827	+ 1.575	14:50:19.762	17 -	1:24.477 P	+ 8.225	15:06:35.074
9 -	1:29.552 P	+ 13.300	14:51:49.314				
<b>89</b>	<b>Emanuele BENEDINI</b>			Siffert Chevron B16 (C)			
1 -	1:23.602	+ 8.582	14:40:49.276	11 -	3:54.111	+ 2:39.091	14:59:41.649
2 -	1:19.707	+ 4.687	14:42:08.983	12 -	1:16.755	+ 1.735	15:00:58.404
3 -	1:17.915	+ 2.895	14:43:26.898	13 -	1:20.075	+ 5.055	15:02:18.479
4 -	1:17.203	+ 2.183	14:44:44.101	14 -	1:17.178	+ 2.158	15:03:35.657
5 -	1:22.967 P	+ 7.947	14:46:07.068	15 -	1:16.235	+ 1.215	15:04:51.892
6 -	4:29.037	+ 3:14.017	14:50:36.105	16 -	1:16.183	+ 1.163	15:06:08.075
7 -	1:17.378	+ 2.358	14:51:53.483	17 -	1:16.892	+ 1.872	15:07:24.967
8 -	1:16.242	+ 1.222	14:53:09.725	18 -	<b>1:15.020</b>		<b>15:08:39.987</b>
9 -	1:16.439	+ 1.419	14:54:26.164	19 -	1:15.742	+ 0.722	15:09:55.729
10 -	1:21.374 P	+ 6.354	14:55:47.538				

Car No's 3 & 62 need working transponders - Q.12.2.1.  
 Car No 74 please check transponder - Intermittent signal.  
 Weather / Track : Bright / Dry

Donington Park National  
 Circuit Length = 1.9791 miles  
 Start: 14:38 End: 15:14

# World Sportscar Masters

## RACE 7 - GRID

ROW 13	1:21.181 74 Paul HOWELLS	1:21.915 68 COOKE / DOWD
ROW 12	1:19.696 62 Jim GATHERCOLE	1:20.466 3 SMITHIES / CLARKSON
ROW 11	1:19.232 40 Chris BALL	1:19.440 33 Mark BATES
ROW 10	1:18.652 37 Brian CASEY	1:19.062 80 HOOLE / MAYDON
ROW 9	1:18.348 42 Hugh COLMAN	1:18.513 32 Charles ALLISON
ROW 8	1:17.944 45 Alec HAMMOND	1:18.080 72 Jamie BOOT
ROW 7	1:17.315 14 Steve HODGES	1:17.717 54 Robert SHAW
ROW 6	1:16.252 86 FORSBREY / NEWALL	1:17.127 66 COTTINGHAM Ja / COTTINGHAM Je
ROW 5	1:15.353 44 Philip HALL	1:15.735 11 DWYER / WRIGLEY
ROW 4	1:15.020 89 Emanuele BENEDINI	1:15.328 51 COUSINS / CATON
ROW 3	1:14.121 34 Andrew MIDDLETON	1:14.171 10 Manfredo ROSSI di MONTELEA
ROW 2	1:12.896 21 Steve TANDY	1:13.303 18 Paul KNAPFIELD
ROW 1	1:10.750 6 VOYAZIDES / HADFIELD	1:12.462 81 BEIGHTON / FINNEMORE
<b>Pole</b>		
		

Donington Park National  
Circuit Length = 1.9791 miles

These results are provisional until the conclusion of any judicial and technical matters.

Clerk of Course :		Timekeeper :
-------------------	--	--------------

# World Sportscar Masters

## RACE 7 - CLASSIFICATION

POS	NO	CL	NAME	ENTRY	LAPS	TIME	GAP	DIFF	MPH	BEST	ON
1	6	Rodri	<b>VOYAZIDES / HADFIELD</b>	Lola T70 Mk3b	47	1:00:00.057			93.01	1:10.471	32
2	81	Rodri	<b>BEIGHTON / FINNEMORE</b>	Lola T70 Mk3b	47	1:00:38.856	<b>38.799</b>	38.799	92.02	1:12.540	38
3	34	Siffert	<b>Andrew MIDDLETON</b>	Taydec Mk3	45	1:00:39.025	<b>2 laps</b>	2 laps	88.10	1:16.265	25
4	89	Siffert	<b>Emanuele BENEDINI</b>	Chevron B16 (C)	45	1:00:55.598	<b>2 laps</b>	16.573	87.70	1:15.968	42
5	11	Siffert	<b>DWYER / WRIGLEY</b>	Chevron B16	45	1:00:56.639	<b>2 laps</b>	1.041	87.67	1:14.794	45
6	14	Bonni	<b>Steve HODGES</b>	Chevron B8	45	1:00:58.883	<b>2 laps</b>	2.244	87.62	1:16.229	36
7	32	Bonni	<b>Charles ALLISON</b>	Chevron B8	45	1:01:00.084	<b>2 laps</b>	1.201	87.59	1:16.217	42
8	42	Bonni	<b>Hugh COLMAN</b>	Chevron B8	44	1:00:10.055	<b>3 laps</b>	1 lap	86.83	1:17.343	22
9	45	Bonni	<b>Alec HAMMOND</b>	Chevron B8	44	1:00:37.590	<b>3 laps</b>	27.535	86.17	1:17.293	31
10	72	Siffert	<b>Jamie BOOT</b>	Chevron B16 (C)	44	1:00:38.726	<b>3 laps</b>	1.136	86.15	1:16.672	37
11	33	Pesc	<b>Mark BATES</b>	Porsche 911 RSR	43	1:00:17.278	<b>4 laps</b>	1 lap	84.69	1:18.937	43
12	40	Rodri	<b>Chris BALL</b>	Ford GT40	43	1:01:08.268	<b>4 laps</b>	50.990	83.51	1:18.211	35
13	74	Pesc	<b>Paul HOWELLS</b>	Porsche 911 RSR	42	1:00:14.075	<b>5 laps</b>	1 lap	82.79	1:20.467	42
14	68	Pesc	<b>COOKE / DOWD</b>	Porsche 911 RSR	40	1:00:00.207	<b>7 laps</b>	2 laps	79.15	1:21.197	32
15	44	Mark	<b>Philip HALL</b>	Lola 212	35	48:49.942	<b>12 laps</b>	5 laps	85.10	1:15.228	16
16	86	Hulm	<b>FORSBREY / NEWALL</b>	Ford GT40 Mk1	18	25:29.014	<b>29 laps</b>	17 laps	83.87	1:18.432	9

### NOT CLASSIFIED

<i>DNC</i>	54	Bonni	<b>Robert SHAW</b>	Chevron B8	29	45:01.445	<b>18 laps</b>		76.48	1:17.209	13
<i>DNC</i>	10	Mark	<b>Manfredo ROSSI di MONTELERA</b>	Abarth Osella PA1	26	35:09.389	<b>21 laps</b>	3 laps	87.81	1:13.416	5
<i>DNC</i>	51	Siffert	<b>COUSINS / CATON</b>	Chevron B23	17	23:26.085	<b>30 laps</b>	9 laps	86.13	1:16.068	10
<i>DNC</i>	21	Rodri	<b>Steve TANDY</b>	Lola T70 Mk3b (c)	16	20:46.921	<b>31 laps</b>	1 lap	91.42	1:12.470	8
<i>DNC</i>	3	Bonni	<b>SMITHIES / CLARKSON</b>	Chevron B8	14	20:14.144	<b>33 laps</b>	2 laps	82.15	1:20.771	12
<i>DNC</i>	18	Rodri	<b>Paul KNAPFIELD</b>	Ferrari 512 M	12	16:17.028	<b>35 laps</b>	2 laps	87.50	1:12.209	8
<i>DNC</i>	66	Bonni	<b>COTTINGHAM Ja / COTTINGHAM</b>	Chevron B8	8	11:39.220	<b>39 laps</b>	4 laps	81.51	1:19.257	7
<i>DNC</i>	80	Pesc	<b>HOOLE / MAYDON</b>	Alfa Romeo TT33	8	15:39.155	<b>39 laps</b>	3:59.935	60.68	1:22.327	7

### FASTEST LAP

6	Rodri	<b>VOYAZIDES / HADFIELD</b>	Lola T70 Mk3b	32	1:10.471	101.10 mph	162.70 kph
10	Mark	<b>Manfredo ROSSI di MONTELERA</b>	Abarth Osella PA1	5	1:13.416	97.04 mph	156.17 kph
11	Siffert	<b>DWYER / WRIGLEY</b>	Chevron B16	45	1:14.794	95.25 mph	153.30 kph
32	Bonni	<b>Charles ALLISON</b>	Chevron B8	42	1:16.217	93.47 mph	150.43 kph
86	Hulm	<b>FORSBREY / NEWALL</b>	Ford GT40 Mk1	9	1:18.432	90.83 mph	146.19 kph
33	Pesc	<b>Mark BATES</b>	Porsche 911 RSR	43	1:18.937	90.25 mph	145.25 kph

Car No's 3 & 18 no working transponders -This may result in loss of times.

Weather / Track : Cloudy / Drying

These results are provisional until the conclusion of any judicial and technical matters.

Donington Park National  
Circuit Length = 1.9791 miles  
Start: 12:15 End: 13:16

Clerk of Course :	Timekeeper :
-------------------	--------------

# World Sportscar Masters

## RACE 7 - LAP CHART

Lap 1			Lap 2			Lap 3			Lap 4			Lap 5		
No	Behind	Laptime	No	Behind	Laptime	No	Behind	Laptime	No	Behind	Laptime	No	Behind	Laptime
81		2:07.755	6		1:20.864	6		1:15.799	6		1:14.710	6		1:13.186
6	0.049	2:07.804	81	0.471	1:21.384	81	0.479	1:15.807	81	0.506	1:14.737	81	0.612	1:13.292
21	0.540	2:08.295	18	1.943	1:21.940	18	1.997	1:15.853	18	1.675	1:14.388	18	1.718	1:13.229
18	0.916	2:08.671	10	2.639	1:22.574	10	2.710	1:15.870	10	2.376	1:14.376	10	2.606	1:13.416
34	0.917	2:08.672	21	3.220	1:23.593	21	3.411	1:15.990	21	3.299	1:14.598	21	4.088	1:13.975
10	0.978	2:08.733	34	5.358	1:25.354	44	8.210	1:18.560	44	11.426	1:17.926	34	16.192	1:17.588
89	1.234	2:08.989	44	5.449	1:24.811	34	9.149	1:19.590	34	11.790	1:17.351	44	16.497	1:18.257
51	1.416	2:09.171	51	5.697	1:25.194	51	9.270	1:19.372	51	12.214	1:17.654	51	16.534	1:17.506
44	1.551	2:09.306	86	6.127	1:24.514	86	10.852	1:20.524	86	17.069	1:20.927	86	23.259	1:19.376
11	1.759	2:09.514	89	8.941	1:28.620	89	11.545	1:18.403	14	17.613	1:19.226	14	24.001	1:19.574
86	2.526	2:10.281	14	9.588	1:27.766	14	13.097	1:19.308	32	17.985	1:18.504	32	24.952	1:20.153
66	2.572	2:10.327	66	9.693	1:28.034	32	14.191	1:19.208	89	18.434	1:21.599	66	27.220	1:20.912
14	2.735	2:10.490	32	10.782	1:27.509	66	14.233	1:20.339	66	19.494	1:19.971	72	29.442	1:20.326
54	2.959	2:10.714	72	11.091	1:28.469	72	17.446	1:22.154	72	22.302	1:19.566	45	29.593	1:19.385
45	3.179	2:10.934	11	11.317	1:30.471	45	18.276	1:22.700	45	23.394	1:19.828	42	30.121	1:19.594
72	3.535	2:11.290	45	11.375	1:29.109	11	19.363	1:23.845	42	23.713	1:18.984	54	30.729	1:19.094
32	4.186	2:11.941	54	12.192	1:30.146	42	19.439	1:22.881	54	24.821	1:19.876	89	33.153	1:27.905
42	4.223	2:11.978	42	12.357	1:29.047	54	19.655	1:23.262	11	26.755	1:22.102	11	33.979	1:20.410
80	5.512	2:13.267	40	12.749	1:26.439	33	21.642	1:23.685	33	27.377	1:20.445	33	34.433	1:20.242
40	7.223	2:14.978	80	13.455	1:28.856	40	23.077	1:26.127	40	29.894	1:21.527	40	37.506	1:20.798
33	7.272	2:15.027	33	13.756	1:27.397	3	23.538	1:25.201	3	31.470	1:22.642	3	39.386	1:21.102
3	7.598	2:15.353	3	14.136	1:27.451	80	25.269	1:27.613	80	36.618	1:26.059	80	49.702	1:26.270
74	7.987	2:15.742	74	15.052	1:27.978	74	25.414	1:26.161	74	36.633	1:25.929	74	50.396	1:26.949
68	8.655	2:16.410	68	15.753	1:28.011	68	26.088	1:26.134	68	56.046	1:44.668 P			

Car No's 3 & 18 needworking transponders -This may result in loss of times.

Weather / Track : Cloudy / Drying

Donington Park National  
Circuit Length = 1.9791 miles  
Start: 12:15 End: 13:16

# World Sportscar Masters

## RACE 7 - LAP CHART

Lap 6			Lap 7			Lap 8			Lap 9			Lap 10		
No	Behind	Laptime	No	Behind	Laptime	No	Behind	Laptime	No	Behind	Laptime	No	Behind	Laptime
6		1:13.395	6		1:12.947	6		1:12.368	6		1:13.431	6		1:13.908
18	2.043	1:13.720	18	1.642	1:12.546	18	1.483	1:12.209	18	1.806	1:13.754	18	1.332	1:13.434
81	2.390	1:15.173	81	2.864	1:13.421	81	3.855	1:13.359	81	4.121	1:13.697	40	1 LAP	1:23.638
21	3.779	1:13.086	21	4.227	1:13.395	21	4.329	1:12.470	21	4.739	1:13.841	81	4.196	1:13.983
10	3.860	1:14.649	10	5.550	1:14.637	10	6.994	1:13.812	10	8.711	1:15.148	21	4.506	1:13.675
34	19.109	1:16.312	34	23.468	1:17.306	34	27.702	1:16.602	74	1 LAP	1:26.372	3	1 LAP	1:23.590
51	19.951	1:16.812	51	23.908	1:16.904	51	27.885	1:16.345	34	30.749	1:16.478	10	9.316	1:14.513
44	21.116	1:18.014	44	24.564	1:16.395	44	28.703	1:16.507	51	30.814	1:16.360	68	2 LAPS	1:30.235
86	28.902	1:19.038	86	35.315	1:19.360	86	42.491	1:19.544	44	31.661	1:16.389	74	1 LAP	1:24.031
14	29.689	1:19.083	14	35.629	1:18.887	14	43.148	1:19.887	86	47.492	1:18.432	51	32.974	1:16.068
32	29.944	1:18.387	32	35.811	1:18.814	32	43.296	1:19.853	32	49.247	1:19.382	34	33.845	1:17.004
66	33.592	1:19.767	66	39.902	1:19.257	45	47.220	1:19.162	14	49.615	1:19.898	44	36.490	1:18.737
45	35.136	1:18.938	45	40.426	1:18.237	66	48.147	1:20.613	45	53.341	1:19.552	86	53.143	1:19.559
42	35.538	1:18.812	42	43.706	1:21.115	42	50.403	1:19.065	42	55.399	1:18.427	14	54.740	1:19.033
68	1 LAP	2:06.213	72	49.374	1:25.044	72	56.382	1:19.376	89	1:01.924	1:18.597	32	54.775	1:19.436
54	36.733	1:19.399	11	50.089	1:23.274	89	56.758	1:18.801	11	1:03.646	1:19.365	42	59.814	1:18.323
72	37.277	1:21.230	89	50.325	1:25.905	11	57.712	1:19.991	72	1:04.080	1:21.129	45	1:00.053	1:20.620
89	37.367	1:17.609	33	50.680	1:21.840	33	58.654	1:20.342	33	1:05.348	1:20.125	89	1:06.169	1:18.153
11	39.762	1:19.178	68	1 LAP	1:32.583	54	1:05.353	1:21.829	54	1:09.790	1:17.868	11	1:08.564	1:18.826
33	41.787	1:20.749	40	55.528	1:22.580	40	1:06.660	1:23.500				72	1:09.326	1:19.154
40	45.895	1:21.784	54	55.892	1:32.106	3	1:08.256	1:24.731				33	1:11.578	1:20.138
3	47.668	1:21.677	3	55.893	1:21.172	68	1 LAP	1:29.004						
80	1:00.007	1:23.700	80	1:09.387	1:22.327									
74	1:01.051	1:24.050	74	1:11.800	1:23.696									

Car No's 3 & 18 needworking transponders -This may result in loss of times.

Weather / Track : Cloudy / Drying

Donington Park National  
Circuit Length = 1.9791 miles  
Start: 12:15 End: 13:16

# World Sportscar Masters

## RACE 7 - LAP CHART

Lap 11			Lap 12			Lap 13			Lap 14			Lap 15		
No	Behind	Laptime	No	Behind	Laptime	No	Behind	Laptime	No	Behind	Laptime	No	Behind	Laptime
6		1:12.702	6		1:19.229	6		1:13.628	6		1:13.160	6		1:14.446
54	1 LAP	1:18.309	21	0.261	1:15.089	11	1 LAP	1:18.377	21	0.371	1:13.038	21	0.411	1:14.486
18	2.400	1:13.770	81	0.518	1:14.062	21	0.493	1:13.860	81	0.871	1:12.949	14	1 LAP	1:19.762
21	4.401	1:12.597	54	1 LAP	1:20.933	81	1.082	1:14.192	11	1 LAP	1:20.552	89	1 LAP	1:18.733
81	5.685	1:14.191	33	1 LAP	1:23.977	72	1 LAP	1:20.787	72	1 LAP	1:19.123	81	2.109	1:15.684
10	12.744	1:16.130	10	11.349	1:17.834	54	1 LAP	1:17.495	54	1 LAP	1:17.209	42	1 LAP	1:20.949
40	1 LAP	1:23.498	44	1 LAP	2:09.108	33	1 LAP	1:20.424	10	14.934	1:16.177	45	1 LAP	1:20.383
3	1 LAP	1:24.311	40	1 LAP	1:22.351	10	11.917	1:14.196	33	1 LAP	1:21.055	11	1 LAP	1:18.869
68	2 LAPS	1:28.165	3	1 LAP	1:22.673	44	1 LAP	1:17.264	44	1 LAP	1:15.721	54	1 LAP	1:18.057
74	1 LAP	1:22.980	18	26.685	1:43.514 P	40	1 LAP	1:20.971	40	1 LAP	1:20.751	10	14.933	1:14.445
34	37.885	1:16.742	34	35.263	1:16.607	3	1 LAP	1:20.771	3	1 LAP	1:22.105	72	1 LAP	1:20.100
86	1:00.727	1:20.286	74	1 LAP	1:22.761	34	38.067	1:16.432	34	41.964	1:17.057	44	1 LAP	1:17.951
32	1:01.892	1:19.819	68	2 LAPS	1:26.260	74	1 LAP	1:21.567	74	1 LAP	1:21.804	33	1 LAP	1:20.574
51	1:02.130	1:41.858	86	1:00.103	1:18.605	68	2 LAPS	1:24.551	68	2 LAPS	1:24.561	40	1 LAP	1:20.185
14	1:02.590	1:20.552	32	1:00.351	1:17.688	32	1:04.609	1:17.886	32	1:10.310	1:18.861	3	1 LAP	1:21.365
42	1:06.394	1:19.282	14	1:00.940	1:17.579	86	1:05.440	1:18.965	86	1:12.903	1:20.623	34	44.419	1:16.901
80	3 LAPS	4:51.063 P	51	1:01.644	1:18.743	51	1:06.591	1:18.575	51	1:13.156	1:19.725	74	1 LAP	1:22.254
45	1:08.097	1:20.746	42	1:04.723	1:17.558	14	1:08.524	1:21.212				68	2 LAPS	1:25.852
89	1:10.586	1:17.119	45	1:07.722	1:18.854	42	1:08.920	1:17.825				32	1:14.517	1:18.653
11	1:14.636	1:18.774	89	1:07.950	1:16.593	89	1:10.584	1:16.262						
72	1:16.312	1:19.688				45	1:12.543	1:18.449						

Car No's 3 & 18 needworking transponders -This may result in loss of times.

Weather / Track : Cloudy / Drying

Donington Park National  
Circuit Length = 1.9791 miles  
Start: 12:15 End: 13:16

# World Sportscar Masters

## RACE 7 - LAP CHART

Lap 16			Lap 17			Lap 18			Lap 19			Lap 20		
No	Behind	Laptime	No	Behind	Laptime	No	Behind	Laptime	No	Behind	Laptime	No	Behind	Laptime
21		1:14.933	81		1:13.971	81		1:13.027	81		1:12.909	81		1:13.187
81	2.960	1:16.195	32	1 LAP	1:20.032	74	2 LAPS	1:24.210	74	2 LAPS	1:16.941 P	89	1 LAP	1:17.690
51	1 LAP	1:20.275	51	1 LAP	1:18.122	32	1 LAP	1:19.453	89	1 LAP	1:17.924	32	1 LAP	1:17.878
86	1 LAP	1:20.567	89	1 LAP	1:20.248	51	1 LAP	1:17.401	32	1 LAP	1:20.921	6	22.651	1:14.653
89	1 LAP	1:17.715	14	1 LAP	1:19.665	89	1 LAP	1:16.220	42	1 LAP	1:17.955	14	2 LAPS	2:34.918
14	1 LAP	1:19.624	42	1 LAP	1:19.331	42	1 LAP	1:18.865	6	21.185	1:13.421	42	1 LAP	1:18.422
42	1 LAP	1:18.862	68	3 LAPS	1:29.461	14	1 LAP	1:20.127 P	44	1 LAP	1:16.828	44	1 LAP	1:15.802
45	1 LAP	1:19.370	86	1 LAP	1:21.598	86	1 LAP	1:20.812	45	1 LAP	1:20.348	45	1 LAP	1:18.393
10	14.522	1:14.933	45	1 LAP	1:20.293	10	18.083	1:18.254 P	72	1 LAP	1:19.473	10	1 LAP	2:43.334
11	1 LAP	1:20.393	10	12.856	1:15.265	6	20.673	1:14.027	68	3 LAPS	1:28.034	72	1 LAP	1:18.478
54	1 LAP	1:18.116	54	1 LAP	1:18.715	45	1 LAP	1:21.785	11	2 LAPS	2:51.331	54	2 LAPS	2:37.841
72	1 LAP	1:18.725	6	19.673	1:15.153	68	3 LAPS	1:28.028	86	1 LAP	1:56.003 P	11	2 LAPS	1:17.829
6	21.451	1:36.795	11	1 LAP	1:20.032 P	44	1 LAP	1:15.796	33	2 LAPS	2:48.670	68	3 LAPS	1:27.583
44	1 LAP	1:15.696	44	1 LAP	1:15.228	72	1 LAP	1:18.444	40	1 LAP	1:19.472	33	2 LAPS	1:21.072
33	1 LAP	1:20.164	72	1 LAP	1:20.670	54	1 LAP	1:22.755 P	34	1:02.610	1:16.812	34	1:10.258	1:20.835
40	1 LAP	1:20.097	33	1 LAP	1:24.440 P	40	1 LAP	1:21.336				40	1 LAP	1:23.603 P
34	48.773	1:19.698	40	1 LAP	1:20.494	34	58.707	1:18.411						
74	1 LAP	1:22.375	34	53.323	1:21.481									

Car No's 3 & 18 needworking transponders -This may result in loss of times.

Weather / Track : Cloudy / Drying

Donington Park National  
Circuit Length = 1.9791 miles  
Start: 12:15 End: 13:16

# World Sportscar Masters

## RACE 7 - LAP CHART

Lap 21			Lap 22			Lap 23			Lap 24			Lap 25		
No	Behind	Laptime	No	Behind	Laptime	No	Behind	Laptime	No	Behind	Laptime	No	Behind	Laptime
81		1:15.334 P	6		1:16.417	6		1:13.825	6		1:14.309 P	81		1:13.775
74	3 LAPS	2:43.020	32	1 LAP	1:17.423	89	1 LAP	1:18.257	89	1 LAP	1:16.331	34	1 LAP	1:16.479
89	1 LAP	1:16.761	14	2 LAPS	1:18.231	32	1 LAP	1:17.508	32	1 LAP	1:16.924	54	3 LAPS	3:11.097
6	24.886	1:17.569	42	1 LAP	1:18.685	14	2 LAPS	1:17.193	14	2 LAPS	1:16.685	33	2 LAPS	1:19.922
32	1 LAP	1:20.436	74	3 LAPS	1:25.688	42	1 LAP	1:17.343	42	1 LAP	1:18.766	6	22.614	2:35.009
14	2 LAPS	1:18.515	44	1 LAP	1:17.362 P	10	1 LAP	1:16.530	10	1 LAP	1:18.830	68	3 LAPS	1:26.382 P
42	1 LAP	1:18.541	10	1 LAP	1:13.654	74	3 LAPS	1:23.158	74	3 LAPS	1:22.001	32	31.081	1:17.417
44	1 LAP	1:16.012	54	2 LAPS	1:17.909	72	1 LAP	1:19.666	72	1 LAP	1:18.471	14	1 LAP	1:17.883
10	1 LAP	1:16.723	72	1 LAP	1:18.236	54	2 LAPS	1:21.004 P	11	2 LAPS	1:15.881	10	33.241	1:14.095
45	1 LAP	1:21.158 P	11	2 LAPS	1:19.020	11	2 LAPS	1:18.198	45	2 LAPS	1:19.791	74	2 LAPS	1:21.893
54	2 LAPS	1:18.332	68	3 LAPS	1:25.796	45	2 LAPS	2:48.739	40	3 LAPS	1:18.289	11	1 LAP	1:16.197
72	1 LAP	1:19.208	33	2 LAPS	1:21.178	40	3 LAPS	3:36.571	44	2 LAPS	3:07.284	45	1 LAP	1:18.741
11	2 LAPS	1:16.406	81	57.427	2:38.730	81	58.458	1:14.856	81	58.620	1:14.471	40	2 LAPS	1:18.674
68	3 LAPS	1:27.364				33	2 LAPS	1:20.120	34	1 LAP	1:18.033	44	1 LAP	1:15.361
33	2 LAPS	1:22.822				68	3 LAPS	1:25.662	33	2 LAPS	1:20.753			
34	1:15.316	1:20.392 P				34	1 LAP	2:41.617	68	3 LAPS	1:25.313			
89	1:38.962	1:17.425							89	1:22.083	1:17.970 P			
									32	1:26.059	1:17.136			
									14	1 LAP	1:16.978			
									10	1:31.541	1:15.254			
									42	1:34.007	1:21.143 P			
									74	2 LAPS	1:21.144			
									11	1 LAP	1:15.553			
									72	1:50.998	1:19.937 P			

Car No's 3 & 18 needworking transponders -This may result in loss of times.

Weather / Track : Cloudy / Drying

Donington Park National  
Circuit Length = 1.9791 miles  
Start: 12:15 End: 13:16

# World Sportscar Masters

## RACE 7 - LAP CHART

Lap 26			Lap 27			Lap 28			Lap 29			Lap 30		
No	Behind	Laptime	No	Behind	Laptime	No	Behind	Laptime	No	Behind	Laptime	No	Behind	Laptime
81		1:13.482	81		1:13.356	81		1:15.704	81		1:17.284	81		1:12.963
34	1 LAP	1:16.265	34	1 LAP	1:16.419	72	2 LAPS	1:20.354	45	2 LAPS	1:20.006	6	7.548	1:12.199
54	3 LAPS	1:17.617	6	19.082	1:11.191	40	3 LAPS	1:19.436	74	3 LAPS	1:25.365	44	2 LAPS	1:16.935
33	2 LAPS	1:19.709	54	3 LAPS	1:18.048	6	14.607	1:11.229	44	2 LAPS	1:24.215	45	2 LAPS	1:18.639
6	21.247	1:12.115	33	2 LAPS	1:20.447	34	1 LAP	1:17.832	72	2 LAPS	1:20.260	72	2 LAPS	1:17.771
10	35.766	1:16.007	14	1 LAP	1:16.557	54	3 LAPS	1:19.076	40	3 LAPS	1:19.669	40	3 LAPS	1:19.363
32	36.374	1:18.775	32	44.165	1:21.147 P	33	2 LAPS	1:21.515	6	8.312	1:10.989	74	3 LAPS	1:24.448
14	1 LAP	1:17.959	89	1 LAP	1:16.627	89	1 LAP	1:16.721	34	1 LAP	1:17.989	34	1 LAP	1:17.276
42	1 LAP	2:33.011	42	1 LAP	1:18.905	42	1 LAP	1:18.681	54	3 LAPS	1:26.948 P	33	2 LAPS	1:20.265
89	1 LAP	2:45.028	68	4 LAPS	2:50.958	14	1 LAP	1:29.710	33	2 LAPS	1:20.697	89	1 LAP	1:16.671
11	1 LAP	1:17.052	11	1 LAP	1:16.427	68	4 LAPS	1:23.908	89	1 LAP	1:16.963	42	1 LAP	1:17.380
74	2 LAPS	1:22.411	74	2 LAPS	1:22.606	11	1 LAP	1:16.235	42	1 LAP	1:17.646	32	1 LAP	1:17.278
45	1 LAP	1:18.384	44	1 LAP	1:15.953				32	1 LAP	2:40.199	14	1 LAP	1:16.794
72	1 LAP	2:44.647	45	1 LAP	1:19.722				14	1 LAP	1:16.426	11	1 LAP	1:15.481
44	1 LAP	1:17.078							11	1 LAP	1:16.310			
40	2 LAPS	1:20.525							68	4 LAPS	1:23.199			

Car No's 3 & 18 needworking transponders -This may result in loss of times.

Weather / Track : Cloudy / Drying

Donington Park National  
Circuit Length = 1.9791 miles  
Start: 12:15 End: 13:16

# World Sportscar Masters

## RACE 7 - LAP CHART

Lap 31			Lap 32			Lap 33			Lap 34			Lap 35		
No	Behind	Laptime	No	Behind	Laptime	No	Behind	Laptime	No	Behind	Laptime	No	Behind	Laptime
81		1:13.747	81		1:12.584	6		1:10.479	6		1:10.524	6		1:13.132
68	5 LAPS	1:23.786	6	2.318	1:10.471	81	1.504	1:14.301	42	2 LAPS	1:20.095	14	2 LAPS	1:18.403
6	4.431	1:10.630	68	5 LAPS	1:22.737	44	2 LAPS	1:16.409	81	4.837	1:13.857	32	2 LAPS	1:19.200
44	2 LAPS	1:15.355	44	2 LAPS	1:16.310	68	5 LAPS	1:22.192	44	2 LAPS	1:15.441	11	2 LAPS	1:17.589
45	2 LAPS	1:17.828	54	5 LAPS	3:21.125	45	2 LAPS	1:17.293	45	2 LAPS	1:18.365	33	3 LAPS	1:20.903
72	2 LAPS	1:17.348	45	2 LAPS	1:17.895	72	2 LAPS	1:17.667	72	2 LAPS	1:18.905	81	5.981	1:14.276
40	3 LAPS	1:18.929	72	2 LAPS	1:17.613	54	5 LAPS	1:21.405	68	5 LAPS	1:22.870	42	2 LAPS	1:20.276
74	3 LAPS	1:20.938	40	3 LAPS	1:19.760	40	3 LAPS	1:19.692	54	5 LAPS	1:25.160 P	44	2 LAPS	1:16.190
34	1 LAP	1:16.619	34	1 LAP	1:17.167	34	1 LAP	1:17.334	40	3 LAPS	1:20.474	45	2 LAPS	1:18.098
33	2 LAPS	1:20.295	74	3 LAPS	1:21.814	74	3 LAPS	1:21.156	34	1 LAP	1:17.491	72	2 LAPS	1:17.421
89	1 LAP	1:16.378	89	1 LAP	1:16.864	89	1 LAP	1:16.521	74	3 LAPS	1:21.406	68	5 LAPS	1:21.700
42	1 LAP	1:17.402	33	2 LAPS	1:20.520	33	2 LAPS	1:20.217	89	1 LAP	1:16.597	34	1 LAP	1:17.367
32	1 LAP	1:16.633	32	1 LAP	1:17.122	32	1 LAP	1:17.073				40	3 LAPS	1:20.369
14	1 LAP	1:16.397	42	1 LAP	1:18.042	14	1 LAP	1:17.085				74	3 LAPS	1:20.496
11	1 LAP	1:15.362	14	1 LAP	1:17.041	11	1 LAP	1:15.187				89	1 LAP	1:16.456
			11	1 LAP	1:14.858									

Car No's 3 & 18 needworking transponders -This may result in loss of times.

Weather / Track : Cloudy / Drying

Donington Park National  
Circuit Length = 1.9791 miles  
Start: 12:15 End: 13:16

# World Sportscar Masters

## RACE 7 - LAP CHART

Lap 36			Lap 37			Lap 38			Lap 39			Lap 40		
No	Behind	Laptime	No	Behind	Laptime	No	Behind	Laptime	No	Behind	Laptime	No	Behind	Laptime
6		1:11.613	6		1:12.779	6		1:11.885	6		1:11.636	6		1:12.934
11	2 LAPS	1:15.744	89	2 LAPS	1:17.902	74	4 LAPS	1:22.891	89	2 LAPS	1:16.807	40	4 LAPS	1:19.652
14	2 LAPS	1:17.283	81	10.070	1:14.077	89	2 LAPS	1:16.670	81	15.300	1:16.211	68	6 LAPS	1:21.839
32	2 LAPS	1:17.326	11	2 LAPS	1:16.336	81	10.725	1:12.540	74	4 LAPS	1:24.116	89	2 LAPS	1:17.019
81	8.772	1:14.404	14	2 LAPS	1:17.062	11	2 LAPS	1:15.089	11	2 LAPS	1:16.245	81	18.457	1:16.091
33	3 LAPS	1:19.934	32	2 LAPS	1:17.210	14	2 LAPS	1:16.229	14	2 LAPS	1:16.886	11	2 LAPS	1:16.095
42	2 LAPS	1:18.067	33	3 LAPS	1:19.499	32	2 LAPS	1:16.715	32	2 LAPS	1:16.721	14	2 LAPS	1:16.892
44	2 LAPS	1:23.860	42	2 LAPS	1:18.941	42	2 LAPS	1:18.358	42	2 LAPS	1:18.765	32	2 LAPS	1:16.690
45	2 LAPS	1:17.910	45	2 LAPS	1:17.624	33	3 LAPS	1:20.159	33	3 LAPS	1:20.472	74	4 LAPS	1:22.963
72	2 LAPS	1:18.078	44	2 LAPS	1:25.880	45	2 LAPS	1:20.615	45	2 LAPS	1:20.059	42	2 LAPS	1:18.714
34	1 LAP	1:17.006	72	2 LAPS	1:24.843	72	2 LAPS	1:17.024	72	2 LAPS	1:16.672	33	3 LAPS	1:20.339
68	5 LAPS	1:22.138	34	1 LAP	1:16.648	34	1 LAP	1:16.472	34	1 LAP	1:16.520	45	2 LAPS	1:19.210
40	3 LAPS	1:20.442	68	5 LAPS	1:21.197	40	3 LAPS	1:18.211				72	2 LAPS	1:18.870
74	3 LAPS	1:21.794	40	3 LAPS	1:19.083	68	5 LAPS	1:21.940				34	1 LAP	1:18.207

Car No's 3 & 18 needworking transponders -This may result in loss of times.

Weather / Track : Cloudy / Drying

Donington Park National  
Circuit Length = 1.9791 miles  
Start: 12:15 End: 13:16

# World Sportscar Masters

## RACE 7 - LAP CHART

Lap 41			Lap 42			Lap 43			Lap 44			Lap 45		
No	Behind	Laptime	No	Behind	Laptime	No	Behind	Laptime	No	Behind	Laptime	No	Behind	Laptime
6		1:11.488	6		1:12.639	6		1:11.401	6		1:11.378	6		1:11.682
40	4 LAPS	1:19.172	45	3 LAPS	1:19.339	45	3 LAPS	1:17.608	45	3 LAPS	1:18.924	33	4 LAPS	1:19.819
68	6 LAPS	1:22.207	34	2 LAPS	1:18.870	34	2 LAPS	1:18.067	34	2 LAPS	1:18.678	45	3 LAPS	1:18.215
89	2 LAPS	1:17.017	72	3 LAPS	1:19.441	72	3 LAPS	1:18.257	72	3 LAPS	1:18.603	34	2 LAPS	1:18.305
81	23.740	1:16.771	40	4 LAPS	1:19.575	40	4 LAPS	1:21.878	81	32.993	1:13.834	72	3 LAPS	1:17.959
11	2 LAPS	1:15.274	89	2 LAPS	1:16.703	81	30.537	1:15.071	40	4 LAPS	1:20.579	81	35.458	1:14.147
14	2 LAPS	1:17.117	81	26.867	1:15.766	89	2 LAPS	1:20.244	89	2 LAPS	1:15.968	89	2 LAPS	1:19.883
32	2 LAPS	1:17.119	11	2 LAPS	1:14.910	11	2 LAPS	1:18.627	11	2 LAPS	1:16.290	40	4 LAPS	1:20.571
74	4 LAPS	1:21.642	68	6 LAPS	1:23.017	68	6 LAPS	1:21.993	14	2 LAPS	1:16.410	11	2 LAPS	1:21.419
42	2 LAPS	1:19.233	14	2 LAPS	1:17.028	14	2 LAPS	1:16.429	32	2 LAPS	1:16.217	14	2 LAPS	1:16.255
33	3 LAPS	1:19.673	32	2 LAPS	1:16.916	32	2 LAPS	1:16.550	68	6 LAPS	1:22.905	32	2 LAPS	1:16.551
			74	4 LAPS	1:21.286	74	4 LAPS	1:21.262	42	2 LAPS	1:19.228	68	6 LAPS	1:22.664
			42	2 LAPS	1:18.857	42	2 LAPS	1:17.678	74	4 LAPS	1:22.947			
			33	3 LAPS	1:20.023	33	3 LAPS	1:19.581						

Car No's 3 & 18 needworking transponders -This may result in loss of times.

Weather / Track : Cloudy / Drying

Donington Park National  
 Circuit Length = 1.9791 miles  
 Start: 12:15 End: 13:16

# World Sportscar Masters

## RACE 7 - LAP CHART

Lap 46			Lap 47		
No	Behind	Laptime	No	Behind	Laptime
6		1:13.002	6		1:11.906
42	3 LAPS	1:19.381	68	7 LAPS	1:22.687
74	5 LAPS	1:21.363	42	3 LAPS	1:19.642
33	4 LAPS	1:19.113	74	5 LAPS	1:20.467
45	3 LAPS	1:18.677	33	4 LAPS	1:18.937
72	3 LAPS	1:18.388	45	3 LAPS	1:19.362
34	2 LAPS	1:18.841	72	3 LAPS	1:19.861
81	36.029	1:13.573	81	38.799	1:14.676
89	2 LAPS	1:16.721	34	2 LAPS	1:19.898
11	2 LAPS	1:16.927	89	2 LAPS	1:16.009
14	2 LAPS	1:16.573	11	2 LAPS	1:14.794
32	2 LAPS	1:17.076	14	2 LAPS	1:16.271
40	4 LAPS	1:23.869	32	2 LAPS	1:16.344
			40	4 LAPS	1:20.978

Car No's 3 & 18 needworking transponders -This may result in loss of times.

Weather / Track : Cloudy / Drying

Donington Park National  
Circuit Length = 1.9791 miles  
Start: 12:15 End: 13:16

# Formula Ford 1600

## QUALIFYING - RACE 10 - CLASSIFICATION

POS	NO	CL	NAME	ENTRY	TIME	ON	LAPS	GAP	DIFF	MPH
1	81	B	Josh FISHER	Van Diemen RF05	1:33.470	8	9			76.22
2	29	A	Simon HADFIELD	Lotus 69	1:33.620	8	9	0.150	0.150	76.10
3	20	B	Felix FISHER	Van Diemen RF00	1:34.020	7	9	0.550	0.400	75.77
4	22	B	Jamie JARDINE	Ray GRS07	1:34.165	9	10	0.695	0.145	75.66
5	21	A	Ben MITCHELL	Van Diemen RF87	1:34.616	2	8	1.146	0.451	75.30
6	54	B	Douglas CROSBIE	Van Diemen RF00	1:34.903	9	9	1.433	0.287	75.07
7	32	B	Dan FOX	Van Diemen RF03	1:35.316	9	9	1.846	0.413	74.74
8	2	B	Mike GARDNER	Van Diemen RF91	1:35.480	5	10	2.010	0.164	74.61
9	4	B	Neil CUNNINGHAM	Van Diemen RF90	1:35.621	5	8	2.151	0.141	74.50
10	77	B	Gaius GHINN	Van Diemen RF00	1:35.659	9	9	2.189	0.038	74.47
11	7	B	Martin SHORT	Van Diemen RF00	1:35.695	9	10	2.225	0.036	74.45
12	37	B	Rob SMITH	Van Diemen RF99	1:37.054	4	5	3.584	1.359	73.40
13	45	B	Steve CHAPMAN	Van Diemen RF02	1:38.482	9	9	5.012	1.428	72.34
14	56	B	Adam QUARTERMAINE	Van Diemen RF99	1:39.452	3	8	5.982	0.970	71.63
15	12	B	Shaun MACKLIN	Swift SC92	1:41.345	7	9	7.875	1.893	70.30
16	18	A	Don BOYACK	Van Diemen RF88	1:43.975	8	8	10.505	2.630	68.52
17	42	B	Dave BROWN	Van Diemen RF91	1:45.189	4	5	11.719	1.214	67.73
18	52	A	Trevor MORGAN	Van Diemen RF86	1:46.932	2	8	13.462	1.743	66.62
19	27	B	Jonathan HOAD	Van Diemen RF90		0	1			

Car No's 4, 21,29 & 42 require working transponders - Q.12.2.1.

Weather / Track : Cloudy / Wet

These results are provisional until the conclusion of any judicial and technical matters.

Donington Park National  
Circuit Length = 1.9791 miles  
Start: 09:04 End: 09:25

Clerk of Course :		Timekeeper :
-------------------	--	--------------

# Formula Ford 1600

## QUALIFYING - RACE 10 - LAP ANALYSIS

<b>2</b>	<b>Mike GARDNER</b>		<b>B Van Diemen RF91</b>				
1 -	1:39.982	+ 4.502	9:06:57.445	6 -	1:36.180	+ 0.700	9:14:58.919
2 -	1:37.958	+ 2.478	9:08:35.403	7 -	1:35.825	+ 0.345	9:16:34.744
3 -	1:36.374	+ 0.894	9:10:11.777	8 -	1:38.587	+ 3.107	9:18:13.331
4 -	1:35.482	+ 0.002	9:11:47.259	9 -	1:35.812	+ 0.332	9:19:49.143
5 -	<b>1:35.480</b>		<b>9:13:22.739</b>	10 -	1:35.543	+ 0.063	9:21:24.686
<b>4</b>	<b>Neil CUNNINGHAM</b>		<b>B Van Diemen RF90</b>				
1 -	1:53.703	+ 18.082	9:07:21.558	5 -	<b>1:35.621</b>		<b>9:15:29.773</b>
2 -	1:37.490	+ 1.869	9:08:59.048	6 -	1:36.508	+ 0.887	9:17:06.281
3 -	1:38.365	+ 2.744	9:10:37.413	7 -	1:37.970	+ 2.349	9:18:44.251
4 -	3:16.739	+ 1:41.118	9:13:54.152	8 -	1:58.641	+ 23.020	9:20:42.892
<b>7</b>	<b>Martin SHORT</b>		<b>B Van Diemen RF00</b>				
1 -	1:42.337	+ 6.642	9:06:54.887	6 -	1:35.823	+ 0.128	9:15:06.210
2 -	1:43.699	+ 8.004	9:08:38.586	7 -	1:37.191	+ 1.496	9:16:43.401
3 -	1:39.061	+ 3.366	9:10:17.647	8 -	1:36.167	+ 0.472	9:18:19.568
4 -	1:36.272	+ 0.577	9:11:53.919	9 -	<b>1:35.695</b>		<b>9:19:55.263</b>
5 -	1:36.468	+ 0.773	9:13:30.387	10 -	1:58.590 P	+ 22.895	9:21:53.853
<b>12</b>	<b>Shaun MACKLIN</b>		<b>B Swift SC92</b>				
1 -	1:54.057	+ 12.712	9:07:24.722	6 -	1:42.358	+ 1.013	9:16:07.994
2 -	1:47.416	+ 6.071	9:09:12.138	7 -	<b>1:41.345</b>		<b>9:17:49.339</b>
3 -	1:45.982	+ 4.637	9:10:58.120	8 -	1:41.558	+ 0.213	9:19:30.897
4 -	1:43.855	+ 2.510	9:12:41.975	9 -	1:43.136	+ 1.791	9:21:14.033
5 -	1:43.661	+ 2.316	9:14:25.636				
<b>18</b>	<b>Don BOYACK</b>		<b>A Van Diemen RF88</b>				
1 -	2:08.954	+ 24.979	9:07:31.249	5 -	1:49.426	+ 5.451	9:14:58.835
2 -	1:55.146	+ 11.171	9:09:26.395	6 -	1:47.833	+ 3.858	9:16:46.668
3 -	1:52.367	+ 8.392	9:11:18.762	7 -	1:44.461	+ 0.486	9:18:31.129
4 -	1:50.647	+ 6.672	9:13:09.409	8 -	<b>1:43.975</b>		<b>9:20:15.104</b>
<b>20</b>	<b>Felix FISHER</b>		<b>B Van Diemen RF00</b>				
1 -	1:43.979	+ 9.959	9:07:09.523	6 -	1:43.673	+ 9.653	9:15:34.353
2 -	1:49.395	+ 15.375	9:08:58.918	7 -	<b>1:34.020</b>		<b>9:17:08.373</b>
3 -	1:35.954	+ 1.934	9:10:34.872	8 -	1:35.759	+ 1.739	9:18:44.132
4 -	1:36.735	+ 2.715	9:12:11.607	9 -	1:53.482	+ 19.462	9:20:37.614
5 -	1:39.073	+ 5.053	9:13:50.680				
<b>21</b>	<b>Ben MITCHELL</b>		<b>A Van Diemen RF87</b>				
1 -	1:41.183	+ 6.567	9:08:37.395	5 -	1:36.174	+ 1.558	9:15:15.942
2 -	<b>1:34.616</b>		<b>9:10:12.011</b>	6 -	1:36.045	+ 1.429	9:16:51.987
3 -	1:50.594	+ 15.978	9:12:02.605	7 -	1:36.553	+ 1.937	9:18:28.540
4 -	1:37.163	+ 2.547	9:13:39.768	8 -	1:37.324	+ 2.708	9:20:05.864
<b>22</b>	<b>Jamie JARDINE</b>		<b>B Ray GRS07</b>				
1 -	1:37.447	+ 3.282	9:06:45.143	6 -	1:36.474	+ 2.309	9:14:44.169
2 -	1:36.339	+ 2.174	9:08:21.482	7 -	1:40.507	+ 6.342	9:16:24.676
3 -	1:36.639	+ 2.474	9:09:58.121	8 -	1:38.464	+ 4.299	9:18:03.140
4 -	1:35.046	+ 0.881	9:11:33.167	9 -	<b>1:34.165</b>		<b>9:19:37.305</b>
5 -	1:34.528	+ 0.363	9:13:07.695	10 -	1:34.227	+ 0.062	9:21:11.532
<b>27</b>	<b>Jonathan HOAD</b>		<b>B Van Diemen RF90</b>				
1 -	1:46.074 P	9 - 3:59:08.702	9:07:16.633				
<b>29</b>	<b>Simon HADFIELD</b>		<b>A Lotus 69</b>				
1 -	1:37.408	+ 3.788	9:06:45.280	6 -	1:40.815	+ 7.195	9:16:24.991
2 -	1:44.497	+ 10.877	9:08:29.777	7 -	1:33.660	+ 0.040	9:17:58.651
3 -	1:35.593	+ 1.973	9:10:05.370	8 -	<b>1:33.620</b>		<b>9:19:32.271</b>
4 -	3:03.299	+ 1:29.679	9:13:08.669	9 -	1:33.672	+ 0.052	9:21:05.943

Car No's 4, 21, 29 & 42 require working transponders - Q.12.2.1.

Weather / Track : Cloudy / Wet

Donington Park National  
Circuit Length = 1.9791 miles  
Start: 09:04 End: 09:25

# Formula Ford 1600

## QUALIFYING - RACE 10 - LAP ANALYSIS

5 -	1:35.507	+ 1.887	9:14:44.176			
<b>32</b>	<b>Dan FOX</b> B Van Diemen RF03					
1 -	1:45.841	+ 10.525	9:06:54.630	6 -	1:36.882	+ 1.566 9:15:23.188
2 -	1:42.611	+ 7.295	9:08:37.241	7 -	1:36.210	+ 0.894 9:16:59.398
3 -	1:49.346	+ 14.030	9:10:26.587	8 -	1:41.978	+ 6.662 9:18:41.376
4 -	1:40.623	+ 5.307	9:12:07.210	9 -	<b>1:35.316</b>	<b>9:20:16.692</b>
5 -	1:39.096	+ 3.780	9:13:46.306			
<b>37</b>	<b>Rob SMITH</b> B Van Diemen RF99					
1 -	1:53.058	+ 16.004	9:07:11.791	4 -	<b>1:37.054</b>	<b>9:12:10.786</b>
2 -	1:40.621	+ 3.567	9:08:52.412	5 -	1:37.939	+ 0.885 9:13:48.725
3 -	1:41.320	+ 4.266	9:10:33.732			
<b>42</b>	<b>Dave BROWN</b> B Van Diemen RF91					
1 -	1:57.684	+ 12.495	9:07:32.265	4 -	<b>1:45.189</b>	<b>9:12:57.750</b>
2 -	1:54.504	+ 9.315	9:09:26.769	5 -	1:46.586	+ 1.397 9:14:44.336
3 -	1:45.792	+ 0.603	9:11:12.561			
<b>45</b>	<b>Steve CHAPMAN</b> B Van Diemen RF02					
1 -	1:49.567	+ 11.085	9:07:05.328	6 -	1:38.825	+ 0.343 9:15:47.988
2 -	1:42.326	+ 3.844	9:08:47.654	7 -	1:39.231	+ 0.749 9:17:27.219
3 -	1:39.894	+ 1.412	9:10:27.548	8 -	1:39.937	+ 1.455 9:19:07.156
4 -	1:41.235	+ 2.753	9:12:08.783	9 -	<b>1:38.482</b>	<b>9:20:45.638</b>
5 -	2:00.380	+ 21.898	9:14:09.163			
<b>52</b>	<b>Trevor MORGAN</b> A Van Diemen RF86					
1 -	1:58.981	+ 12.049	9:07:22.738	5 -	1:49.748	+ 2.816 9:14:39.598
2 -	<b>1:46.932</b>		<b>9:09:09.670</b>	6 -	1:52.413	+ 5.481 9:16:32.011
3 -	1:50.376	+ 3.444	9:11:00.046	7 -	1:47.790	+ 0.858 9:18:19.801
4 -	1:49.804	+ 2.872	9:12:49.850	8 -	1:47.874	+ 0.942 9:20:07.675
<b>54</b>	<b>Douglas CROSBIE</b> B Van Diemen RF00					
1 -	1:48.365	+ 13.462	9:07:05.515	6 -	1:39.317	+ 4.414 9:15:29.464
2 -	1:39.939	+ 5.036	9:08:45.454	7 -	1:35.464	+ 0.561 9:17:04.928
3 -	1:40.810	+ 5.907	9:10:26.264	8 -	1:35.605	+ 0.702 9:18:40.533
4 -	1:37.751	+ 2.848	9:12:04.015	9 -	<b>1:34.903</b>	<b>9:20:15.436</b>
5 -	1:46.132	+ 11.229	9:13:50.147			
<b>56</b>	<b>Adam QUARTERMAINE</b> B Van Diemen RF99					
1 -	1:45.414	+ 5.962	9:07:07.411	5 -	1:50.289 P	+ 10.837 9:13:59.725
2 -	1:40.673	+ 1.221	9:08:48.084	6 -	3:05.006	+ 1:25.554 9:17:04.731
3 -	<b>1:39.452</b>		<b>9:10:27.536</b>	7 -	1:40.574	+ 1.122 9:18:45.305
4 -	1:41.900	+ 2.448	9:12:09.436	8 -	1:39.776	+ 0.324 9:20:25.081
<b>77</b>	<b>Gaius GHINN</b> B Van Diemen RF00					
1 -	1:49.638	+ 13.979	9:07:04.279	6 -	1:35.732	+ 0.073 9:15:17.053
2 -	1:40.964	+ 5.305	9:08:45.243	7 -	1:35.721	+ 0.062 9:16:52.774
3 -	1:38.412	+ 2.753	9:10:23.655	8 -	1:37.233	+ 1.574 9:18:30.007
4 -	1:40.133	+ 4.474	9:12:03.788	9 -	<b>1:35.659</b>	<b>9:20:05.666</b>
5 -	1:37.533	+ 1.874	9:13:41.321			
<b>81</b>	<b>Josh FISHER</b> B Van Diemen RF05					
1 -	1:43.957	+ 10.487	9:07:08.998	6 -	1:35.123	+ 1.653 9:15:40.185
2 -	1:42.109	+ 8.639	9:08:51.107	7 -	1:34.126	+ 0.656 9:17:14.311
3 -	1:37.548	+ 4.078	9:10:28.655	8 -	<b>1:33.470</b>	<b>9:18:47.781</b>
4 -	1:59.871	+ 26.401	9:12:28.526	9 -	1:36.344	+ 2.874 9:20:24.125
5 -	1:36.536	+ 3.066	9:14:05.062			


Car No's 4, 21,29 & 42 require working transponders - Q.12.2.1.

Weather / Track : Cloudy / Wet

Donington Park National  
Circuit Length = 1.9791 miles  
Start: 09:04 End: 09:25

# Formula Ford 1600

## RACE 10 - GRID

ROW 10	0.000 27 Jonathan HOAD	1:46.932 52 Trevor MORGAN
ROW 9	1:45.189 42 Dave BROWN	1:43.975 18 Don BOYACK
ROW 8	1:41.345 12 Shaun MACKLIN	1:39.452 56 Adam QUARTERMAINE
ROW 7	1:38.482 45 Steve CHAPMAN	1:37.054 37 Rob SMITH
ROW 6	1:35.695 7 Martin SHORT	1:35.659 77 Gaius GHINN
ROW 5	1:35.621 4 Neil CUNNINGHAM	1:35.480 2 Mike GARDNER
ROW 4	1:35.316 32 Dan FOX	1:34.903 54 Douglas CROSBIE
ROW 3	1:34.616 21 Ben MITCHELL	1:34.165 22 Jamie JARDINE
ROW 2	1:34.020 20 Felix FISHER	1:33.620 29 Simon HADFIELD
ROW 1	1:33.470 81 Josh FISHER	
<b>Pole</b>		
		

Donington Park National  
Circuit Length = 1.9791 miles

**These results are provisional until the conclusion of any judicial and technical matters.**

Clerk of Course :		Timekeeper :
-------------------	--	--------------

# Formula Ford 1600

## RACE 10 - CLASSIFICATION

POS	NO	CL	NAME	ENTRY	LAPS	TIME	GAP	DIFF	MPH	BEST	ON
1	20	B	Felix FISHER	Van Diemen RF00	12	15:27.268			92.20	1:16.141	9
2	81	B	Josh FISHER	Van Diemen RF05	12	15:27.391	0.123	0.123	92.18	1:16.214	11
3	77	B	Gaius GHINN	Van Diemen RF00	12	15:39.942	12.674	12.551	90.95	1:16.606	8
4	2	B	Mike GARDNER	Van Diemen RF91	12	15:43.341	16.073	3.399	90.63	1:17.167	7
5	37	B	Rob SMITH	Van Diemen RF99	12	15:46.352	19.084	3.011	90.34	1:17.289	7
6	7	B	Martin SHORT	Van Diemen RF00	12	15:46.473	19.205	0.121	90.33	1:17.128	10
7	29	A	Simon HADFIELD	Lotus 69	12	15:46.692	19.424	0.219	90.30	1:17.493	6
8	54	B	Douglas CROSBIE	Van Diemen RF00	12	15:49.968	22.700	3.276	89.99	1:17.335	7
9	21	A	Ben MITCHELL	Van Diemen RF87	12	15:50.087	22.819	0.119	89.98	1:17.770	7
10	22	B	Jamie JARDINE	Ray GRS07	12	15:55.989	28.721	5.902	89.43	1:18.138	9
11	56	B	Adam QUARTERMAINE	Van Diemen RF99	12	15:56.057	28.789	0.068	89.42	1:16.864	11
12	27	B	Jonathan HOAD	Van Diemen RF90	12	15:57.061	29.793	1.004	89.33	1:17.115	12
13	32	B	Dan FOX	Van Diemen RF03	12	16:13.894	46.626	16.833	87.78	1:19.845	11
14	12	B	Shaun MACKLIN	Swift SC92	12	16:14.302	47.034	0.408	87.75	1:19.508	5
15	45	B	Steve CHAPMAN	Van Diemen RF02	12	16:20.604	53.336	6.302	87.18	1:19.644	10
16	42	B	Dave BROWN	Van Diemen RF91	11	15:49.322	1 lap	1 lap	82.55	1:23.703	10
17	18	A	Don BOYACK	Van Diemen RF88	11	15:56.002	1 lap	6.680	81.97	1:23.558	9
NOT CLASSIFIED											
DNF	52	A	Trevor MORGAN	Van Diemen RF86	10	14:19.460	2 laps	1 lap	82.89	1:23.504	9
DNF	4	B	Neil CUNNINGHAM	Van Diemen RF90	3	4:45.790	9 laps	7 laps	74.78	1:37.765	2
FASTEST LAP											
	20	B	Felix FISHER	Van Diemen RF00	9	1:16.141			93.57 mph	150.58 kph	
	29	A	Simon HADFIELD	Lotus 69	6	1:17.493			91.93 mph	147.96 kph	

Weather / Track : Sunny / Dry

These results are provisional until the conclusion of any judicial and technical matters.

Donington Park National  
Circuit Length = 1.9791 miles  
Start: 16:09 End: 16:27

Clerk of Course :	Timekeeper :
-------------------	--------------

**Formula Ford 1600**  
**RACE 10 - LAP CHART**

Lap 1			Lap 2			Lap 3			Lap 4			Lap 5		
No	Behind	Laptime	No	Behind	Laptime	No	Behind	Laptime	No	Behind	Laptime	No	Behind	Laptime
81		1:22.031	81		1:17.322	81		1:17.298	81		1:16.576	81		1:16.724
20	0.290	1:22.321	20	0.319	1:17.351	20	0.201	1:17.180	20	0.384	1:16.759	20	0.175	1:16.515
29	0.582	1:22.613	22	2.009	1:18.300	29	3.695	1:18.799	29	5.889	1:18.770	77	9.206	1:18.076
22	1.031	1:23.062	29	2.194	1:18.934	22	5.519	1:20.808	2	6.760	1:17.732	2	9.578	1:19.542
2	2.337	1:24.368	2	2.823	1:17.808	2	5.604	1:20.079	77	7.854	1:18.568	29	9.770	1:20.605
21	2.408	1:24.439	21	3.709	1:18.623	21	5.743	1:19.332	21	7.968	1:18.801	21	9.821	1:18.577
32	3.018	1:25.049	77	5.373	1:19.056	77	5.862	1:17.787	22	8.158	1:19.215	22	10.049	1:18.615
77	3.639	1:25.670	54	5.641	1:19.045	56	7.621	1:18.761	37	9.900	1:18.728	37	11.304	1:18.128
54	3.918	1:25.949	37	5.794	1:18.512	37	7.748	1:19.252	7	10.016	1:18.766	7	11.575	1:18.283
37	4.604	1:26.635	56	6.158	1:18.342	7	7.826	1:18.299	54	11.223	1:19.290	54	12.898	1:18.399
7	5.053	1:27.084	32	6.566	1:20.870	54	8.509	1:20.166	45	15.226	1:20.448	27	20.956	1:18.520
56	5.138	1:27.169	7	6.825	1:19.094	45	11.354	1:20.192	32	18.692	1:21.386	56	22.325	1:19.368
45	5.541	1:27.572	45	8.460	1:20.241	32	13.882	1:24.614	27	19.160	1:18.794	32	22.839	1:20.871
12	8.267	1:30.298	12	12.851	1:21.906	12	16.630	1:21.077	56	19.681	1:28.636	12	23.306	1:19.508
4	9.846	1:31.877	27	15.355	1:20.086	27	16.942	1:18.885	12	20.522	1:20.468	45	28.702	1:30.200
18	10.334	1:32.365	18	20.534	1:27.522	18	28.811	1:25.575	52	37.514	1:24.959	52	45.528	1:24.738
52	11.900	1:33.931	52	21.187	1:26.609	52	29.131	1:25.242	18	37.706	1:25.471	18	47.075	1:26.093
27	12.591	1:34.622	42	22.623	1:27.341	42	30.491	1:25.166	42	38.165	1:24.250	42	48.492	1:27.051
42	12.604	1:34.635	4	30.289	1:37.765	4	49.139	1:36.148 P						

Weather / Track : Sunny / Dry

Donington Park National  
 Circuit Length = 1.9791 miles  
 Start: 16:09 End: 16:27

**Formula Ford 1600**  
**RACE 10 - LAP CHART**

Lap 6			Lap 7			Lap 8			Lap 9			Lap 10		
No	Behind	Laptime	No	Behind	Laptime	No	Behind	Laptime	No	Behind	Laptime	No	Behind	Laptime
81		1:16.896	81		1:16.596	20		1:16.523	20		1:16.141	20		1:18.257
20	0.064	1:16.785	20	0.192	1:16.724	81	0.346	1:17.061	81	0.421	1:16.216	81	0.316	1:18.152
77	9.261	1:16.951	77	9.622	1:16.957	77	9.513	1:16.606	77	10.553	1:17.181	18	1 LAP	1:23.558
2	10.038	1:17.356	2	10.609	1:17.167	2	11.271	1:17.377	2	12.635	1:17.505	42	1 LAP	1:25.797
29	10.367	1:17.493	29	11.314	1:17.543	29	12.794	1:18.195	37	15.404	1:18.246	77	9.427	1:17.131
22	11.413	1:18.260	37	12.606	1:17.289	37	13.299	1:17.408	29	15.561	1:18.908	2	11.802	1:17.424
37	11.913	1:17.505	7	13.850	1:17.724	7	15.207	1:18.072	7	16.706	1:17.640	37	14.973	1:17.826
7	12.722	1:18.043	21	13.978	1:17.770	21	15.366	1:18.103	54	17.653	1:17.862	29	15.329	1:18.025
21	12.804	1:19.879	54	14.414	1:17.335	54	15.932	1:18.233	21	18.071	1:18.846	7	15.577	1:17.128
54	13.675	1:17.673	22	19.390	1:24.573	22	21.457	1:18.782	22	23.454	1:18.138	54	17.865	1:18.469
27	22.355	1:18.295	56	23.981	1:17.535	27	25.323	1:17.851	56	27.534	1:17.813	21	18.094	1:18.280
56	23.042	1:17.613	27	24.187	1:18.428	56	25.862	1:18.596	27	27.716	1:18.534	22	23.778	1:18.581
32	26.057	1:20.114	32	29.365	1:19.904	32	33.320	1:20.670	32	37.357	1:20.178	56	27.082	1:17.805
12	26.462	1:20.052	12	30.048	1:20.182	12	33.537	1:20.204	12	37.652	1:20.256	27	27.461	1:18.002
45	32.507	1:20.701	45	35.881	1:19.970	45	39.876	1:20.710	45	44.884	1:21.149	32	38.978	1:19.878
52	53.692	1:25.060	52	1:03.279	1:26.183	52	1:10.806	1:24.242	52	1:18.169	1:23.504	12	39.340	1:19.945
18	54.471	1:24.292	18	1:04.221	1:26.346	18	1:12.180	1:24.674				45	46.271	1:19.644
42	55.393	1:23.797	42	1:04.361	1:25.564	42	1:12.341	1:24.695						

Weather / Track : Sunny / Dry

Donington Park National  
 Circuit Length = 1.9791 miles  
 Start: 16:09 End: 16:27

**Formula Ford 1600**  
**RACE 10 - LAP CHART**

Lap 11			Lap 12		
No	Behind	Laptime	No	Behind	Laptime
20		1:16.258	20		1:16.454
81	0.272	1:16.214	81	0.123	1:16.305
52	1 LAP	1:24.992	77	12.674	1:18.807
18	1 LAP	1:23.834	2	16.073	1:19.014
77	10.321	1:17.152	37	19.084	1:19.475
42	1 LAP	1:23.703	7	19.205	1:19.090
2	13.513	1:17.969	29	19.424	1:18.955
37	16.063	1:17.348	42	1 LAP	1:27.323
7	16.569	1:17.250	54	22.700	1:19.500
29	16.923	1:17.852	21	22.819	1:19.118
54	19.654	1:18.047	22	28.721	1:19.119
21	20.155	1:18.319	18	1 LAP	1:36.272
22	26.056	1:18.536	56	28.789	1:17.555
56	27.688	1:16.864	27	29.793	1:17.115
27	29.132	1:17.929	32	46.626	1:20.515
32	42.565	1:19.845	12	47.034	1:20.837
12	42.651	1:19.569	45	53.336	1:19.833
45	49.957	1:19.944			

Weather / Track : Sunny / Dry

Donington Park National  
 Circuit Length = 1.9791 miles  
 Start: 16:09 End: 16:27