



# MASTERS HISTORIC RACE DAY

**Donington Park National Circuit**

**23rd August 2009**



**Results Provided by Timing Solutions Ltd**  
[www.tsl-timing.com](http://www.tsl-timing.com)

**World Sportscar Masters with Lola Challenge**  
**QUALIFYING - RACE 1 - CLASSIFICATION**

POS	NO	CL	NAME	ENTRY	TIME	ON	LAPS	GAP	DIFF	MPH
1	67	Rod	Nicholas LINNEY	Lola T70 Mk3b	1:10.453	18	19			100.01
2	69	Rod	BRYANT / BRYANT	Lola T70 Mk3b	1:10.794	9	15	0.341	0.341	99.53
3	33	Pes	Andrew NEWALL	Alfa Romeo T33	1:12.227	19	19	1.774	1.433	97.55
4	21	Rod	Steve TANDY	Lola T70 Mk3b (c)	1:13.554	11	13	3.101	1.327	95.79
5	15	Sif	Andrew MIDDLETON	Taydec Mk3	1:14.449	15	16	3.996	0.895	94.64
6	51	Sif	Tim COUSINS	Chevron B23	1:14.685	17	19	4.232	0.236	94.34
7	22	Bon	MINSHAW / MINSHAW	Chevron B8	1:16.846	7	10	6.393	2.161	91.69
8	42	Bon	Hugh COLMAN	Chevron B8	1:17.669	13	16	7.216	0.823	90.72
9	54	Sif	Robert SHAW	Chevron B16	1:18.766	3	8	8.313	1.097	89.45
10	4	Hul	HANCOCK / HANCOCK	Ford GT40 (c)	1:18.954	6	15	8.501	0.188	89.24
11	14	Bon	Steve HODGES	Chevron B8	1:20.049	6	8	9.596	1.095	88.02
12	40	Sif	Frank LYONS	Chevron B16	1:21.104	6	9	10.651	1.055	86.88
13	93	Bon	George DOUGLAS	Ginetta G16	1:22.126	13	16	11.673	1.022	85.79

Weather / Track : Sunny / Dry

These results are provisional until the conclusion of any judicial and technical matters.

Donington Park National  
 Circuit Length = 1.9573 miles  
 Start: 09:05 End: 09:31

Clerk of Course :		Timekeeper :
-------------------	--	--------------

# World Sportscar Masters with Lola Challenge

## QUALIFYING - RACE 1 - LAP ANALYSIS

<b>4</b>	<b>HANCOCK / HANCOCK</b>						Hul Ford GT40 (c)
1 -	1:32.788	+ 13.834	9:08:42.293	9 -	3:40.672	+ 2:21.718	9:22:24.682
2 -	1:25.729	+ 6.775	9:10:08.022	10 -	1:22.525	+ 3.571	9:23:47.207
3 -	1:23.128	+ 4.174	9:11:31.150	11 -	1:24.962	+ 6.008	9:25:12.169
4 -	1:19.562	+ 0.608	9:12:50.712	12 -	1:21.359	+ 2.405	9:26:33.528
5 -	1:19.490	+ 0.536	9:14:10.202	13 -	1:20.424	+ 1.470	9:27:53.952
6 -	<b>1:18.954</b>		<b>9:15:29.156</b>	14 -	1:22.643	+ 3.689	9:29:16.595
7 -	1:33.378	+ 14.424	9:17:02.534	15 -	1:23.711	+ 4.757	9:30:40.306
8 -	1:41.476 P	+ 22.522	9:18:44.010				
<b>14</b>	<b>Steve HODGES</b>						Bon Chevron B8
1 -	7:56.647 P	+ 6:36.598	9:14:41.132	5 -	1:21.525	+ 1.476	9:26:07.001
2 -	5:31.866	+ 4:11.817	9:20:12.998	6 -	<b>1:20.049</b>		<b>9:27:27.050</b>
3 -	1:23.284 P	+ 3.235	9:21:36.282	7 -	1:20.266	+ 0.217	9:28:47.316
4 -	3:09.194	+ 1:49.145	9:24:45.476	8 -	1:38.877	+ 18.828	9:30:26.193
<b>15</b>	<b>Andrew MIDDLETON</b>						Sif Taydec Mk3
1 -	1:28.315	+ 13.866	9:08:34.126	9 -	1:16.200	+ 1.751	9:21:56.625
2 -	1:24.120 P	+ 9.671	9:09:58.246	10 -	1:16.161	+ 1.712	9:23:12.786
3 -	3:13.906	+ 1:59.457	9:13:12.152	11 -	1:17.161	+ 2.712	9:24:29.947
4 -	1:21.396	+ 6.947	9:14:33.548	12 -	1:15.013	+ 0.564	9:25:44.960
5 -	1:18.073	+ 3.624	9:15:51.621	13 -	1:15.793	+ 1.344	9:27:00.753
6 -	1:17.861	+ 3.412	9:17:09.482	14 -	1:14.866	+ 0.417	9:28:15.619
7 -	1:18.942 P	+ 4.493	9:18:28.424	15 -	<b>1:14.449</b>		<b>9:29:30.068</b>
8 -	2:12.001	+ 57.552	9:20:40.425	16 -	1:22.456 P	+ 8.007	9:30:52.524
<b>21</b>	<b>Steve TANDY</b>						Rod Lola T70 Mk3b (c)
1 -	1:23.898	+ 10.344	9:08:16.124	8 -	1:15.457	+ 1.903	9:17:05.843
2 -	1:17.288	+ 3.734	9:09:33.412	9 -	1:16.142	+ 2.588	9:18:21.985
3 -	1:16.204	+ 2.650	9:10:49.616	10 -	1:13.721	+ 0.167	9:19:35.706
4 -	1:17.323	+ 3.769	9:12:06.939	11 -	<b>1:13.554</b>		<b>9:20:49.260</b>
5 -	1:14.865	+ 1.311	9:13:21.804	12 -	1:28.094	+ 14.540	9:22:17.354
6 -	1:14.255	+ 0.701	9:14:36.059	13 -	1:15.991 P	+ 2.437	9:23:33.345
7 -	1:14.327	+ 0.773	9:15:50.386				
<b>22</b>	<b>MINSHAW / MINSHAW</b>						Bon Chevron B8
1 -	1:19.923	+ 3.077	9:08:03.832	6 -	1:17.527	+ 0.681	9:18:44.826
2 -	1:18.120	+ 1.274	9:09:21.952	7 -	<b>1:16.846</b>		<b>9:20:01.672</b>
3 -	1:17.360	+ 0.514	9:10:39.312	8 -	1:19.668	+ 2.822	9:21:21.340
4 -	1:35.111 P	+ 18.265	9:12:14.423	9 -	1:18.031	+ 1.185	9:22:39.371
5 -	5:12.876	+ 3:56.030	9:17:27.299	10 -	1:34.655 P	+ 17.809	9:24:14.026
<b>33</b>	<b>Andrew NEWALL</b>						Pes Alfa Romeo T33
1 -	1:27.651	+ 15.424	9:08:36.607	11 -	1:13.829	+ 1.602	9:21:05.937
2 -	1:17.787	+ 5.560	9:09:54.394	12 -	1:14.159	+ 1.932	9:22:20.096
3 -	1:15.519	+ 3.292	9:11:09.913	13 -	1:13.850	+ 1.623	9:23:33.946
4 -	1:16.108	+ 3.881	9:12:26.021	14 -	1:12.655	+ 0.428	9:24:46.601
5 -	1:14.588	+ 2.361	9:13:40.609	15 -	1:18.191	+ 5.964	9:26:04.792
6 -	1:14.329	+ 2.102	9:14:54.938	16 -	1:12.955	+ 0.728	9:27:17.747
7 -	1:14.395	+ 2.168	9:16:09.333	17 -	1:12.567	+ 0.340	9:28:30.314
8 -	1:14.702	+ 2.475	9:17:24.035	18 -	1:23.253	+ 11.026	9:29:53.567
9 -	1:13.382	+ 1.155	9:18:37.417	19 -	<b>1:12.227</b>		<b>9:31:05.794</b>
10 -	1:14.691	+ 2.464	9:19:52.108				
<b>40</b>	<b>Frank LYONS</b>						Sif Chevron B16
1 -	1:31.165	+ 10.061	9:08:37.612	6 -	<b>1:21.104</b>		<b>9:15:29.722</b>
2 -	1:24.856	+ 3.752	9:10:02.468	7 -	1:23.125	+ 2.021	9:16:52.847
3 -	1:23.021	+ 1.917	9:11:25.489	8 -	1:21.900	+ 0.796	9:18:14.747
4 -	1:21.721	+ 0.617	9:12:47.210	9 -	1:25.730 P	+ 4.626	9:19:40.477
5 -	1:21.408	+ 0.304	9:14:08.618				
<b>42</b>	<b>Hugh COLMAN</b>						Bon Chevron B8
1 -	1:34.692	+ 17.023	9:08:38.976	9 -	1:21.181 P	+ 3.512	9:19:34.595

Donington Park National  
Circuit Length = 1.9573 miles  
Start: 09:05 End: 09:31

Weather / Track : Sunny / Dry


# World Sportscar Masters with Lola Challenge

## QUALIFYING - RACE 1 - LAP ANALYSIS

2 -	1:25.090	+ 7.421	9:10:04.066	10 -	3:08.294	+ 1:50.625	9:22:42.889
3 -	1:22.111	+ 4.442	9:11:26.177	11 -	1:18.540	+ 0.871	9:24:01.429
4 -	1:21.435	+ 3.766	9:12:47.612	12 -	1:18.431	+ 0.762	9:25:19.860
5 -	1:22.953	+ 5.284	9:14:10.565	13 -	<b>1:17.669</b>		<b>9:26:37.529</b>
6 -	1:19.573	+ 1.904	9:15:30.138	14 -	1:18.134	+ 0.465	9:27:55.663
7 -	1:22.135	+ 4.466	9:16:52.273	15 -	1:19.265	+ 1.596	9:29:14.928
8 -	1:21.141	+ 3.472	9:18:13.414	16 -	1:30.714 P	+ 13.045	9:30:45.642
<b>51</b>	<b>Tim COUSINS</b> Sif Chevron B23						
1 -	1:24.666	+ 9.981	9:08:19.866	11 -	1:16.461	+ 1.776	9:21:18.713
2 -	1:20.044	+ 5.359	9:09:39.910	12 -	1:15.117	+ 0.432	9:22:33.830
3 -	1:19.146	+ 4.461	9:10:59.056	13 -	1:16.350	+ 1.665	9:23:50.180
4 -	1:20.080	+ 5.395	9:12:19.136	14 -	1:16.899	+ 2.214	9:25:07.079
5 -	1:17.765	+ 3.080	9:13:36.901	15 -	1:14.704	+ 0.019	9:26:21.783
6 -	1:17.311	+ 2.626	9:14:54.212	16 -	1:16.197	+ 1.512	9:27:37.980
7 -	1:17.254	+ 2.569	9:16:11.466	17 -	<b>1:14.685</b>		<b>9:28:52.665</b>
8 -	1:16.521	+ 1.836	9:17:27.987	18 -	1:14.753	+ 0.068	9:30:07.418
9 -	1:17.767	+ 3.082	9:18:45.754	19 -	1:18.425	+ 3.740	9:31:25.843
10 -	1:16.498	+ 1.813	9:20:02.252				
<b>54</b>	<b>Robert SHAW</b> Sif Chevron B16						
1 -	1:28.725	+ 9.959	9:08:39.955	5 -	1:45.362 P	+ 26.596	9:14:26.673
2 -	1:21.749	+ 2.983	9:10:01.704	6 -	4:15.099 P	+ 2:56.333	9:18:41.772
3 -	<b>1:18.766</b>		<b>9:11:20.470</b>	7 -	8:34.747 P	+ 7:15.981	9:27:16.519
4 -	1:20.841	+ 2.075	9:12:41.311	8 -	2:58.329	+ 1:39.563	9:30:14.848
<b>67</b>	<b>Nicholas LINNEY</b> Rod Lola T70 Mk3b						
1 -	1:16.949	+ 6.496	9:07:58.879	11 -	1:17.852	+ 7.399	9:20:56.315
2 -	1:16.357	+ 5.904	9:09:15.236	12 -	1:12.272	+ 1.819	9:22:08.587
3 -	1:15.337	+ 4.884	9:10:30.573	13 -	1:10.816	+ 0.363	9:23:19.403
4 -	1:19.477	+ 9.024	9:11:50.050	14 -	1:14.414	+ 3.961	9:24:33.817
5 -	1:19.428	+ 8.975	9:13:09.478	15 -	1:11.829	+ 1.376	9:25:45.646
6 -	1:12.464	+ 2.011	9:14:21.942	16 -	1:11.104	+ 0.651	9:26:56.750
7 -	1:21.701	+ 11.248	9:15:43.643	17 -	1:13.203	+ 2.750	9:28:09.953
8 -	1:11.656	+ 1.203	9:16:55.299	18 -	<b>1:10.453</b>		<b>9:29:20.406</b>
9 -	1:28.861	+ 18.408	9:18:24.160	19 -	1:34.552 P	+ 24.099	9:30:54.958
10 -	1:14.303	+ 3.850	9:19:38.463				
<b>69</b>	<b>BRYANT / BRYANT</b> Rod Lola T70 Mk3b						
1 -	1:39.229	+ 28.435	9:09:18.376	9 -	<b>1:10.794</b>		<b>9:19:10.640</b>
2 -	1:17.600	+ 6.806	9:10:35.976	10 -	1:19.971	+ 9.177	9:20:30.611
3 -	1:14.139	+ 3.345	9:11:50.115	11 -	1:10.824	+ 0.030	9:21:41.435
4 -	1:16.954	+ 6.160	9:13:07.069	12 -	1:11.569	+ 0.775	9:22:53.004
5 -	1:14.365	+ 3.571	9:14:21.434	13 -	1:10.919	+ 0.125	9:24:03.923
6 -	1:11.964	+ 1.170	9:15:33.398	14 -	1:22.620 P	+ 11.826	9:25:26.543
7 -	1:15.311	+ 4.517	9:16:48.709	15 -	3:51.858 P	+ 2:41.064	9:29:18.401
8 -	1:11.137	+ 0.343	9:17:59.846				
<b>93</b>	<b>George DOUGLAS</b> Bon Ginetta G16						
1 -	1:34.387	+ 12.261	9:08:39.900	9 -	1:26.598 P	+ 4.472	9:20:00.550
2 -	1:27.153	+ 5.027	9:10:07.053	10 -	3:07.352	+ 1:45.226	9:23:07.902
3 -	1:27.212	+ 5.086	9:11:34.265	11 -	1:24.388	+ 2.262	9:24:32.290
4 -	1:25.573	+ 3.447	9:12:59.838	12 -	1:22.953	+ 0.827	9:25:55.243
5 -	1:24.021	+ 1.895	9:14:23.859	13 -	<b>1:22.126</b>		<b>9:27:17.369</b>
6 -	1:22.427	+ 0.301	9:15:46.286	14 -	1:22.510	+ 0.384	9:28:39.879
7 -	1:24.540	+ 2.414	9:17:10.826	15 -	1:23.482	+ 1.356	9:30:03.361
8 -	1:23.126	+ 1.000	9:18:33.952	16 -	1:23.605	+ 1.479	9:31:26.966

# World Sportscar Masters with Lola Challenge

## RACE 1 - GRID

ROW 7	1:22.126 93   George DOUGLAS	
ROW 6	1:20.049 14   Steve HODGES	1:21.104 40   Frank LYONS
ROW 5	1:18.766 54   Robert SHAW	1:18.954 4   HANCOCK / HANCOCK
ROW 4	1:16.846 22   MINSHAW / MINSHAW	1:17.669 42   Hugh COLMAN
ROW 3	1:14.449 15   Andrew MIDDLETON	1:14.685 51   Tim COUSINS
ROW 2	1:12.227 33   Andrew NEWALL	1:13.554 21   Steve TANDY
ROW 1	1:10.453 67   Nicholas LINNEY	1:10.794 69   BRYANT / BRYANT
<b>Pole</b>		
		

Donington Park National  
Circuit Length = 1.9573 miles

**These results are provisional until the conclusion of any judicial and technical matters.**

Clerk of Course :

Timekeeper :

# World Sportscar Masters with Lola Challenge

## RACE 1 - CLASSIFICATION

POS	NO	CL	NAME	ENTRY	LAPS	TIME	GAP	DIFF	MPH	BEST	ON
1	69	Rod	<b>Oliver BRYANT</b>	Lola T70 Mk3b	31	40:27.433			89.98	1:11.872	9
2	67	Rod	<b>Nicholas LINNEY</b>	Lola T70 Mk3b	31	40:46.223	18.790	18.790	89.29	1:12.286	7
3	33	Pes	<b>Andrew NEWALL</b>	Alfa Romeo T33	31	41:17.548	50.115	31.325	88.16	1:13.678	13
4	21	Rod	<b>Steve TANDY</b>	Lola T70 Mk3b (c)	30	40:14.447	1 lap	1 lap	87.55	1:13.749	10
5	22	Bon	<b>MINSHAW / MINSHAW</b>	Chevron B8	29	40:29.306	2 laps	1 lap	84.11	1:16.655	27
6	51	Sif	<b>Tim COUSINS</b>	Chevron B23	29	40:31.435	2 laps	2.129	84.04	1:16.356	26
7	42	Bon	<b>Hugh COLMAN</b>	Chevron B8	29	41:01.070	2 laps	29.635	83.03	1:18.614	9
8	54	Sif	<b>Robert SHAW</b>	Chevron B16	29	41:21.968	2 laps	20.898	82.33	1:17.520	6
9	40	Sif	<b>Frank LYONS</b>	Chevron B16	29	41:27.050	2 laps	5.082	82.16	1:18.943	28
10	14	Bon	<b>HODGES / GRANT</b>	Chevron B8	29	41:27.832	2 laps	0.782	82.13	1:18.452	10
11	93	Bon	<b>George DOUGLAS</b>	Ginetta G16	28	41:17.470	3 laps	1 lap	79.63	1:20.055	6
12	4	Hul	<b>HANCOCK / HANCOCK</b>	Ford GT40 (c)	17	25:39.301	14 laps	11 laps	77.81	1:18.804	7

NOT CLASSIFIED

DNC	15	Sif	<b>Andrew MIDDLETON</b>	Taydec Mk3	0						
-----	----	-----	-------------------------	------------	---	--	--	--	--	--	--

FASTEST LAP

69	Rod	<b>Oliver BRYANT</b>	Lola T70 Mk3b	9	1:11.872	98.04 mph	157.78 kph
33	Pes	<b>Andrew NEWALL</b>	Alfa Romeo T33	13	1:13.678	95.63 mph	153.91 kph
51	Sif	<b>Tim COUSINS</b>	Chevron B23	26	1:16.356	92.28 mph	148.51 kph
22	Bon	<b>MINSHAW / MINSHAW</b>	Chevron B8	27	1:16.655	91.92 mph	147.93 kph
4	Hul	<b>HANCOCK / HANCOCK</b>	Ford GT40 (c)	7	1:18.804	89.41 mph	143.90 kph

Weather / Track : Sunny / Dry

These results are provisional until the conclusion of any judicial and technical matters.

Donington Park National  
Circuit Length = 1.9573 miles  
Start: 12:59 End: 13:42

Clerk of Course :		Timekeeper :
-------------------	--	--------------

# World Sportscar Masters with Lola Challenge

## RACE 1 - LAP CHART

Lap 1			Lap 2			Lap 3			Lap 4			Lap 5		
No	Behind	Laptime	No	Behind	Laptime	No	Behind	Laptime	No	Behind	Laptime	No	Behind	Laptime
67		1:16.710	69		1:16.031	69		1:59.250	69		1:49.651	69		1:12.451
69	0.336	1:17.046	67	0.349	1:16.716	67	0.701	1:59.602	67	0.385	1:49.335	67	0.807	1:12.873
33	1.328	1:18.038	33	0.999	1:16.038	33	1.107	1:59.358	33	0.766	1:49.310	33	2.560	1:14.245
21	2.007	1:18.717	21	1.894	1:16.254	21	1.754	1:59.110	21	1.004	1:48.901	21	3.661	1:15.108
51	4.571	1:21.281	51	6.642	1:18.438	51	2.464	1:55.072	51	1.882	1:49.069	51	7.942	1:18.511
22	7.149	1:23.859	22	9.486	1:18.704	22	2.994	1:52.758	22	2.426	1:49.083	22	8.252	1:18.277
4	9.574	1:26.284	4	16.276	1:23.069	4	3.868	1:46.842	4	2.960	1:48.743	54	9.861	1:18.492
14	9.938	1:26.648	54	16.599	1:22.049	54	4.695	1:47.346	54	3.820	1:48.776	4	10.929	1:20.420
54	10.917	1:27.627	14	17.310	1:23.739	14	5.205	1:47.145	14	4.998	1:49.444	14	11.905	1:19.358
42	11.783	1:28.493	42	17.653	1:22.237	42	5.914	1:47.511	42	5.863	1:49.600	42	12.881	1:19.469
93	12.759	1:29.469	93	19.644	1:23.252	93	6.467	1:46.073	93	6.318	1:49.502	40	15.384	1:20.920
40	13.429	1:30.139	40	20.874	1:23.812	40	7.030	1:45.406	40	6.915	1:49.536	93	15.956	1:22.089

# World Sportscar Masters with Lola Challenge

## RACE 1 - LAP CHART

Lap 6			Lap 7			Lap 8			Lap 9			Lap 10		
No	Behind	Laptime	No	Behind	Laptime	No	Behind	Laptime	No	Behind	Laptime	No	Behind	Laptime
69		1:11.968	69		1:12.114	69		1:12.442	69		1:11.872	69		1:12.045
67	1.167	1:12.328	67	1.339	1:12.286	67	1.465	1:12.568	67	2.391	1:12.798	67	3.012	1:12.666
33	4.557	1:13.965	33	7.214	1:14.771	33	9.061	1:14.289	33	11.748	1:14.559	33	13.610	1:13.907
21	7.208	1:15.515	21	8.865	1:13.771	21	10.286	1:13.863	21	12.262	1:13.848	21	13.966	1:13.749
51	13.728	1:17.754	51	19.596	1:17.982	51	24.612	1:17.458	51	30.065	1:17.325	51	35.559	1:17.539
22	14.749	1:18.465	22	20.508	1:17.873	22	26.986	1:18.920	22	34.559	1:19.445	22	41.339	1:18.825
54	15.413	1:17.520	54	21.960	1:18.661	4	31.975	1:19.859	4	39.277	1:19.174	4	46.363	1:19.131
4	17.868	1:18.907	4	24.558	1:18.804	54	35.234	1:25.716	54	42.644	1:19.282	54	49.797	1:19.198
14	19.316	1:19.379	14	27.891	1:20.689	42	36.714	1:20.269	42	43.456	1:18.614	42	50.114	1:18.703
42	19.840	1:18.927	42	28.887	1:21.161	14	37.047	1:21.598	14	44.357	1:19.182	14	50.764	1:18.452
40	23.186	1:19.770	40	32.220	1:21.148	93	42.543	1:22.242	40	53.124	1:21.862	40	1:03.146	1:22.067
93	24.043	1:20.055	93	32.743	1:20.814	40	43.134	1:23.356	93	53.305	1:22.634	93	1:03.407	1:22.147

# World Sportscar Masters with Lola Challenge

## RACE 1 - LAP CHART

Lap 11			Lap 12			Lap 13			Lap 14			Lap 15		
No	Behind	Laptime	No	Behind	Laptime	No	Behind	Laptime	No	Behind	Laptime	No	Behind	Laptime
69		1:12.258	69		1:12.173	69		1:13.387	69		1:12.202	69		1:13.547
67	3.896	1:13.142	67	4.719	1:12.996	40	1 LAP	1:19.935	67	5.536	1:12.652	4	1 LAP	1:20.292
33	15.770	1:14.418	33	17.369	1:13.772	67	5.086	1:13.754	40	1 LAP	1:20.269	42	1 LAP	1:19.289
21	15.770	1:14.062	21	17.853	1:14.256	93	1 LAP	1:20.230	33	21.533	1:16.075	14	1 LAP	1:20.950 P
51	40.935	1:17.634	51	46.564	1:17.802	33	17.660	1:13.678	21	23.151	1:16.311	67	6.190	1:14.201
22	47.377	1:18.296	22	54.106	1:18.902	21	19.042	1:14.576	93	1 LAP	1:34.360	54	1 LAP	1:21.934
4	53.388	1:19.283	4	1:00.696	1:19.481	51	52.548	1:19.371	51	1:00.041	1:19.695	40	1 LAP	1:20.487
42	56.710	1:18.854	42	1:03.713	1:19.176	22	59.688	1:18.969 P				33	22.613	1:14.627
54	57.023	1:19.484	54	1:04.693	1:19.843	4	1:07.449	1:20.140				21	24.405	1:14.801
14	57.296	1:18.790	14	1:04.894	1:19.771	42	1:08.972	1:18.646				93	1 LAP	1:22.219
40	1:10.539	1:19.651				14	1:10.839	1:19.332				51	1:06.004	1:19.510
93	1:11.567	1:20.418				54	1:12.184	1:20.878						

# World Sportscar Masters with Lola Challenge

## RACE 1 - LAP CHART

Lap 16			Lap 17			Lap 18			Lap 19			Lap 20		
No	Behind	Laptime	No	Behind	Laptime	No	Behind	Laptime	No	Behind	Laptime	No	Behind	Laptime
69		1:13.270	69		1:12.314	69		1:12.543	69		1:12.904	69		1:12.648
22	2 LAPS	2:41.373 P	22	2 LAPS	1:18.007	67	9.934	1:14.227	67	12.466	1:15.436 P	22	2 LAPS	1:18.167
67	6.906	1:13.986	67	8.250	1:13.658	51	1 LAP	1:23.381 P	93	2 LAPS	1:43.676	93	2 LAPS	1:22.918
4	1 LAP	1:20.288 P	33	27.419	1:14.927	22	2 LAPS	1:17.241	22	2 LAPS	1:18.734	33	35.293	1:15.875
42	1 LAP	1:20.449 P	21	28.669	1:14.486	42	2 LAPS	2:36.378 P	42	2 LAPS	1:19.799	42	2 LAPS	1:20.616
54	1 LAP	1:21.419 P	40	1 LAP	1:22.596 P	33	29.995	1:15.119	33	32.066	1:14.975	51	2 LAPS	2:51.850 P
33	24.806	1:15.463	14	2 LAPS	2:59.596 P	21	31.616	1:15.490	21	36.533	1:17.821 P	54	2 LAPS	1:21.270
21	26.497	1:15.362	93	1 LAP	1:22.553	54	2 LAPS	2:41.148 P	54	2 LAPS	1:26.807	40	2 LAPS	1:21.509
40	1 LAP	1:21.933				14	2 LAPS	1:22.151	40	2 LAPS	2:39.605 P	14	2 LAPS	1:20.231
93	1 LAP	1:22.503				4	2 LAPS	3:06.855 P	14	2 LAPS	1:20.727			
51	1:11.667	1:18.933							4	2 LAPS	1:31.729 P			

# World Sportscar Masters with Lola Challenge

## RACE 1 - LAP CHART

Lap 21			Lap 22			Lap 23			Lap 24			Lap 25		
No	Behind	Laptime	No	Behind	Laptime	No	Behind	Laptime	No	Behind	Laptime	No	Behind	Laptime
69		1:13.715 P	69		2:36.160 P	69		1:13.638	69		1:12.451	69		1:12.593
67	1 LAP	2:38.074 P	67	14.420	1:13.586	40	2 LAPS	1:20.705	54	2 LAPS	1:21.228	54	2 LAPS	1:19.811
22	2 LAPS	1:18.670	22	1 LAP	1:17.747	14	2 LAPS	1:20.984	40	2 LAPS	1:20.473	67	16.319	1:13.687
93	2 LAPS	1:21.104	33	33.448	2:33.084 P	67	13.793	1:13.011	14	2 LAPS	1:19.708	40	2 LAPS	1:22.010
33	36.524	1:14.946 P	51	1 LAP	1:17.479	22	1 LAP	1:16.942	67	15.225	1:13.883	14	2 LAPS	1:20.719
51	2 LAPS	1:19.062	21	44.357	1:16.615	33	34.057	1:14.247	22	1 LAP	1:18.218	33	38.744	1:14.529
42	2 LAPS	1:20.199	42	1 LAP	1:19.523	51	1 LAP	1:17.098	33	36.808	1:15.202	22	1 LAP	1:17.380
21	1 LAP	2:37.963 P	54	1 LAP	1:20.597	21	45.774	1:15.055	21	48.378	1:15.055	21	50.623	1:14.838
54	2 LAPS	1:20.876				42	1 LAP	1:19.710	51	1 LAP	1:16.929	51	1 LAP	1:16.984
40	2 LAPS	1:20.696				93	2 LAPS	2:49.759 P	42	1 LAP	1:20.132	42	1 LAP	1:20.881
14	2 LAPS	1:21.043							93	2 LAPS	1:22.402			
67	1:36.994	1:12.817												
22	1 LAP	1:17.095												

# World Sportscar Masters with Lola Challenge

## RACE 1 - LAP CHART

Lap 26			Lap 27			Lap 28			Lap 29			Lap 30		
No	Behind	Laptime	No	Behind	Laptime	No	Behind	Laptime	No	Behind	Laptime	No	Behind	Laptime
69		1:12.361	69		1:12.886	69		1:12.495	69		1:12.869	69		1:12.393
93	3 LAPS	1:22.315	42	2 LAPS	1:20.257	42	2 LAPS	1:21.242	42	2 LAPS	1:20.150	67	19.543	1:13.239
67	16.978	1:13.020	93	3 LAPS	1:22.110	67	19.077	1:13.371	67	18.697	1:12.489	42	2 LAPS	1:20.010
54	2 LAPS	1:20.925	67	18.201	1:14.109	93	3 LAPS	1:21.924	93	3 LAPS	1:22.030	93	3 LAPS	1:22.345
14	2 LAPS	1:19.922	54	2 LAPS	1:20.247	54	2 LAPS	1:20.573	54	2 LAPS	1:19.775	54	2 LAPS	1:19.472
40	2 LAPS	1:21.861	14	2 LAPS	1:19.028	14	2 LAPS	1:19.761	40	2 LAPS	1:19.036	33	48.829	1:14.358
33	41.818	1:15.435	40	2 LAPS	1:18.986	40	2 LAPS	1:19.792	33	46.864	1:14.554	40	2 LAPS	1:18.943
22	1 LAP	1:17.055	33	43.262	1:14.330	33	45.179	1:14.412	14	2 LAPS	1:19.976	14	2 LAPS	1:19.995
21	53.159	1:14.897	22	1 LAP	1:16.807	22	1 LAP	1:16.655	21	58.291	1:13.820	21	1:00.770	1:14.872
51	1 LAP	1:17.834	21	55.104	1:14.831	21	57.340	1:14.731	22	1 LAP	1:19.155			
			51	1 LAP	1:16.356	51	1 LAP	1:16.909	51	1 LAP	1:16.750			

# World Sportscar Masters with Lola Challenge

## RACE 1 - LAP CHART

Lap 31		
No	Behind	Laptime
69		1:13.756
22	2 LAPS	1:27.684
51	2 LAPS	1:19.637
67	18.790	1:13.003
42	2 LAPS	1:21.087
93	3 LAPS	1:22.296
33	50.115	1:15.042
54	2 LAPS	1:19.920
40	2 LAPS	1:20.047
14	2 LAPS	1:19.536

**V8 Pre-66 Saloons inc 70s Gp1 Saloons**  
**QUALIFYING - RACE 2 - CLASSIFICATION**

POS	NO	CL	NAME	ENTRY	TIME	ON	LAPS	GAP	DIFF	MPH
1	8	V	John YOUNG	Ford Mustang	1:26.104	8	10			81.83
2	71	V	HALL / BARRETT	Ford Falcon	1:27.119	2	14	1.015	1.015	80.88
3	7	A	Tommy GILMARTIN	Ford Capri	1:28.241	8	10	2.137	1.122	79.85
4	51	V	Mike WRIGLEY	Ford Mustang	1:28.414	9	10	2.310	0.173	79.69
5	36	A	Peter MALLETT	Ford Capri 3.0S	1:28.799	8	11	2.695	0.385	79.35
6	86	V	COOKE / DOWD	Ford Mustang	1:29.053	15	15	2.949	0.254	79.12
7	3	A	Richard AUSTIN	Ford Capri 3.0S	1:29.416	2	2	3.312	0.363	78.80
8	28	V	Roy STEPHENSON	Ford Mustang	1:29.643	1	3	3.539	0.227	78.60
9	33	B	Ken CLARKE	Triumph Dolomite Sprint	1:29.734	11	13	3.630	0.091	78.52
10	18	B	CLARKSON / WILLIAMS	BMW 2002	1:30.399	13	14	4.295	0.665	77.94
11	77	V	BLOOHN / NUNN	Ford Shelby Mustang GT350	1:30.906	13	14	4.802	0.507	77.51
12	43	A	Tom POCHIOL	Ford Capri	1:33.105	15	15	7.001	2.199	75.68
13	35	V	Paul CLAYSON	Ford Falcon Sprint	1:34.875	12	13	8.771	1.770	74.26

Car No's 18 & 33 need a working transponder please.

Weather / Track : Sunny / Dry

These results are provisional until the conclusion of any judicial and technical matters.

Donington Park National  
 Circuit Length = 1.9573 miles  
 Start: 09:40 End: 10:06

Clerk of Course :		Timekeeper :
-------------------	--	--------------

V8 Pre-66 Saloons inc 70s Gp1 Saloons  
**QUALIFYING - RACE 2 - LAP ANALYSIS**

<b>3</b>	<b>Richard AUSTIN</b>		A Ford Capri 3.0S				
1 -	1:30.324	+ 0.908	9:43:28.717	2 -	<b>1:29.416</b>	<b>9:44:58.133</b>	
<b>7</b>	<b>Tommy GILMARTIN</b>		A Ford Capri				
1 -	1:36.148	+ 7.907	9:43:53.532	6 -	1:30.501	+ 2.260	9:51:30.404
2 -	1:29.850	+ 1.609	9:45:23.382	7 -	1:29.735	+ 1.494	9:53:00.139
3 -	1:33.265	+ 5.024	9:46:56.647	8 -	<b>1:28.241</b>		<b>9:54:28.380</b>
4 -	1:33.012	+ 4.771	9:48:29.659	9 -	1:29.249	+ 1.008	9:55:57.629
5 -	1:30.244	+ 2.003	9:49:59.903	10 -	1:40.490 P	+ 12.249	9:57:38.119
<b>8</b>	<b>John YOUNG</b>		V Ford Mustang				
1 -	1:28.452	+ 2.348	9:43:33.227	6 -	1:26.594	+ 0.490	9:56:36.762
2 -	1:28.607	+ 2.503	9:45:01.834	7 -	1:26.494	+ 0.390	9:58:03.256
3 -	1:45.124 P	+ 19.020	9:46:46.958	8 -	<b>1:26.104</b>		<b>9:59:29.360</b>
4 -	6:56.946	+ 5:30.842	9:53:43.904	9 -	1:26.468	+ 0.364	10:00:55.828
5 -	1:26.264	+ 0.160	9:55:10.168	10 -	1:43.726 P	+ 17.622	10:02:39.554
<b>18</b>	<b>CLARKSON / WILLIAMS</b>		B BMW 2002				
1 -	1:34.174	+ 3.775	9:43:50.689	8 -	1:31.317	+ 0.918	9:56:09.670
2 -	1:31.712	+ 1.313	9:45:22.401	9 -	1:31.273	+ 0.874	9:57:40.943
3 -	1:34.646	+ 4.247	9:46:57.047	10 -	1:30.608	+ 0.209	9:59:11.551
4 -	1:33.375	+ 2.976	9:48:30.422	11 -	1:30.526	+ 0.127	10:00:42.077
5 -	1:34.894 P	+ 4.495	9:50:05.316	12 -	1:30.423	+ 0.024	10:02:12.500
6 -	3:01.140	+ 1:30.741	9:53:06.456	13 -	<b>1:30.399</b>		<b>10:03:42.899</b>
7 -	1:31.897	+ 1.498	9:54:38.353	14 -	1:31.066	+ 0.667	10:05:13.965
<b>28</b>	<b>Roy STEPHENSON</b>		V Ford Mustang				
1 -	<b>1:29.643</b>		<b>9:43:25.918</b>	3 -	10:12.721 P	+ 8:43.078	9:55:34.298
2 -	1:55.659 P	+ 26.016	9:45:21.577				
<b>33</b>	<b>Ken CLARKE</b>		B Triumph Dolomite Sprint				
1 -	1:37.372	+ 7.638	9:43:54.072	8 -	1:31.245	+ 1.511	9:54:41.411
2 -	1:32.930	+ 3.196	9:45:27.002	9 -	1:30.810	+ 1.076	9:56:12.221
3 -	1:34.298	+ 4.564	9:47:01.300	10 -	1:30.354	+ 0.620	9:57:42.575
4 -	1:33.226	+ 3.492	9:48:34.526	11 -	<b>1:29.734</b>		<b>9:59:12.309</b>
5 -	1:32.007	+ 2.273	9:50:06.533	12 -	1:30.717	+ 0.983	10:00:43.026
6 -	1:31.790	+ 2.056	9:51:38.323	13 -	1:45.402 P	+ 15.668	10:02:28.428
7 -	1:31.843	+ 2.109	9:53:10.166				
<b>35</b>	<b>Paul CLAYSON</b>		V Ford Falcon Sprint				
1 -	1:41.233	+ 6.358	9:45:50.502	8 -	2:56.908	+ 1:22.033	9:58:35.098
2 -	1:43.428	+ 8.553	9:47:33.930	9 -	1:35.128	+ 0.253	10:00:10.226
3 -	1:40.105	+ 5.230	9:49:14.035	10 -	1:35.733	+ 0.858	10:01:45.959
4 -	1:36.792	+ 1.917	9:50:50.827	11 -	1:35.179	+ 0.304	10:03:21.138
5 -	1:36.481	+ 1.606	9:52:27.308	12 -	<b>1:34.875</b>		<b>10:04:56.013</b>
6 -	1:35.158	+ 0.283	9:54:02.466	13 -	1:35.061	+ 0.186	10:06:31.074
7 -	1:35.724 P	+ 0.849	9:55:38.190				
<b>36</b>	<b>Peter MALLETT</b>		A Ford Capri 3.0S				
1 -	1:34.671	+ 5.872	9:43:31.535	7 -	1:30.172	+ 1.373	9:52:45.504
2 -	1:33.284	+ 4.485	9:45:04.819	8 -	<b>1:28.799</b>		<b>9:54:14.303</b>
3 -	1:37.108	+ 8.309	9:46:41.927	9 -	1:29.297	+ 0.498	9:55:43.600
4 -	1:30.722	+ 1.923	9:48:12.649	10 -	1:30.857	+ 2.058	9:57:14.457
5 -	1:33.078	+ 4.279	9:49:45.727	11 -	1:29.310	+ 0.511	9:58:43.767
6 -	1:29.605	+ 0.806	9:51:15.332				
<b>43</b>	<b>Tom POCHIOL</b>		A Ford Capri				
1 -	1:39.096	+ 5.991	9:43:48.811	9 -	1:33.982	+ 0.877	9:56:35.581
2 -	1:35.881	+ 2.776	9:45:24.692	10 -	1:33.543	+ 0.438	9:58:09.124
3 -	1:38.833	+ 5.728	9:47:03.525	11 -	1:34.794	+ 1.689	9:59:43.918
4 -	1:37.793	+ 4.688	9:48:41.318	12 -	1:33.746	+ 0.641	10:01:17.664
5 -	1:35.666	+ 2.561	9:50:16.984	13 -	1:34.170	+ 1.065	10:02:51.834
6 -	1:36.886	+ 3.781	9:51:53.870	14 -	1:33.902	+ 0.797	10:04:25.736

Donington Park National  
 Circuit Length = 1.9573 miles  
 Start: 09:40 End: 10:06


Weather / Track : Sunny / Dry

V8 Pre-66 Saloons inc 70s Gp1 Saloons  
**QUALIFYING - RACE 2 - LAP ANALYSIS**

7 -	1:34.176	+ 1.071	9:53:28.046	15 -	<b>1:33.105</b>		<b>10:05:58.841</b>
8 -	1:33.553	+ 0.448	9:55:01.599				
<b>51</b>	<b>Mike WRIGLEY</b> V Ford Mustang						
1 -	1:35.121	+ 6.707	9:43:54.406	6 -	1:28.782	+ 0.368	9:53:21.520
2 -	1:30.669	+ 2.255	9:45:25.075	7 -	1:28.560	+ 0.146	9:54:50.080
3 -	1:33.428 P	+ 5.014	9:46:58.503	8 -	1:29.235	+ 0.821	9:56:19.315
4 -	3:25.399	+ 1:56.985	9:50:23.902	9 -	<b>1:28.414</b>		<b>9:57:47.729</b>
5 -	1:28.836	+ 0.422	9:51:52.738	10 -	1:38.333 P	+ 9.919	9:59:26.062
<b>71</b>	<b>HALL / BARRETT</b> V Ford Falcon						
1 -	1:28.427	+ 1.308	9:43:26.882	8 -	3:29.116	+ 2:01.997	9:56:07.867
2 -	<b>1:27.119</b>		<b>9:44:54.001</b>	9 -	1:32.538	+ 5.419	9:57:40.405
3 -	1:27.525	+ 0.406	9:46:21.526	10 -	1:30.570	+ 3.451	9:59:10.975
4 -	1:38.151	+ 11.032	9:47:59.677	11 -	1:30.332	+ 3.213	10:00:41.307
5 -	1:28.455	+ 1.336	9:49:28.132	12 -	1:29.414	+ 2.295	10:02:10.721
6 -	1:28.403	+ 1.284	9:50:56.535	13 -	1:29.069	+ 1.950	10:03:39.790
7 -	1:42.216 P	+ 15.097	9:52:38.751	14 -	1:42.786 P	+ 15.667	10:05:22.576
<b>77</b>	<b>BLOOHN / NUNN</b> V Ford Shelby Mustang GT350						
1 -	1:42.115	+ 11.209	9:44:04.914	8 -	1:34.913	+ 4.007	9:57:23.990
2 -	1:37.268 P	+ 6.362	9:45:42.182	9 -	1:35.083	+ 4.177	9:58:59.073
3 -	2:19.571	+ 48.665	9:48:01.753	10 -	1:33.606	+ 2.700	10:00:32.679
4 -	1:36.085	+ 5.179	9:49:37.838	11 -	1:32.310	+ 1.404	10:02:04.989
5 -	1:35.816	+ 4.910	9:51:13.654	12 -	1:31.797	+ 0.891	10:03:36.786
6 -	1:37.416 P	+ 6.510	9:52:51.070	13 -	<b>1:30.906</b>		<b>10:05:07.692</b>
7 -	2:58.007	+ 1:27.101	9:55:49.077	14 -	1:32.449	+ 1.543	10:06:40.141
<b>86</b>	<b>COOKE / DOWD</b> V Ford Mustang						
1 -	1:36.486	+ 7.433	9:43:46.915	9 -	1:30.224	+ 1.171	9:57:26.870
2 -	1:33.332	+ 4.279	9:45:20.247	10 -	1:30.422	+ 1.369	9:58:57.292
3 -	1:34.225	+ 5.172	9:46:54.472	11 -	1:29.893	+ 0.840	10:00:27.185
4 -	1:32.599	+ 3.546	9:48:27.071	12 -	1:29.946	+ 0.893	10:01:57.131
5 -	1:31.566	+ 2.513	9:49:58.637	13 -	1:29.675	+ 0.622	10:03:26.806
6 -	1:34.016	+ 4.963	9:51:32.653	14 -	1:29.607	+ 0.554	10:04:56.413
7 -	1:35.874 P	+ 6.821	9:53:08.527	15 -	<b>1:29.053</b>		<b>10:06:25.466</b>
8 -	2:48.119	+ 1:19.066	9:55:56.646				

# V8 Pre-66 Saloons inc 70s Gp1 Saloons

## RACE 2 - GRID

ROW 7	1:34.875 35 Paul CLAYSON	
ROW 6	1:30.906 77 BLOOHN / NUNN	1:33.105 43 Tom POCHIOL
ROW 5	1:29.734 33 Ken CLARKE	1:30.399 18 CLARKSON / WILLIAMS
ROW 4	1:29.416 3 Richard AUSTIN	1:29.643 28 Roy STEPHENSON
ROW 3	1:28.799 36 Peter MALLETT	1:29.053 86 COOKE / DOWD
ROW 2	1:28.241 7 Tommy GILMARTIN	1:28.414 51 Mike WRIGLEY
ROW 1	1:26.104 8 John YOUNG	1:27.119 71 HALL / BARRETT
<b>Pole</b>		
		

Donington Park National  
Circuit Length = 1.9573 miles

**These results are provisional until the conclusion of any judicial and technical matters.**

Clerk of Course :		Timekeeper :
-------------------	--	--------------

# V8 Pre-66 Saloons inc 70s Gp1 Saloons

## RACE 2 - CLASSIFICATION

POS	NO	CL	NAME	ENTRY	LAPS	TIME	GAP	DIFF	MPH	BEST	ON
1	28	V	Roy STEPHENSON	Ford Mustang	30	45:55.215			76.72	1:28.071	19
2	71	V	HALL / BARRETT	Ford Falcon	30	46:32.319	37.104	37.104	75.70	1:27.971	10
3	36	A	Peter MALLETT	Ford Capri 3.0S	30	46:38.869	43.654	6.550	75.52	1:29.344	27
4	86	V	COOKE / DOWD	Ford Mustang	30	47:20.532	1:25.317	41.663	74.41	1:28.704	12
5	33	B	Ken CLARKE	Triumph Dolomite Sprint	29	45:59.204	1 lap	1 lap	74.05	1:30.441	25
6	18	B	CLARKSON / WILLIAMS	BMW 2002	29	46:08.954	1 lap	9.750	73.79	1:31.070	25
7	43	A	Tom POCHIOL	Ford Capri	29	47:07.789	1 lap	58.835	72.26	1:33.300	24
8	35	V	Paul CLAYSON	Ford Falcon Sprint	29	47:17.448	1 lap	9.659	72.01	1:32.964	22
NOT CLASSIFIED											
DNC	3	A	Richard AUSTIN	Ford Capri 3.0S	18	36:26.414	12 laps	11 laps	58.01	1:28.586	17
DNC	51	V	Mike WRIGLEY	Ford Mustang	17	26:45.334	13 laps	1 lap	74.61	1:28.048	14
DNC	77	V	BLOOHN / NUNN	Ford Shelby Mustang GT350	6	14:22.586	24 laps	11 laps	49.01	1:31.809	4
DNC	8	V	John YOUNG	Ford Mustang	1	1:39.879	29 laps	5 laps	70.54		
FASTEST LAP											
71	V	HALL / BARRETT	Ford Falcon	10	1:27.971			80.09 mph		128.90 kph	
3	A	Richard AUSTIN	Ford Capri 3.0S	17	1:28.586			79.54 mph		128.01 kph	
33	B	Ken CLARKE	Triumph Dolomite Sprint	25	1:30.441			77.91 mph		125.38 kph	

Weather / Track : Bright / Dry

These results are provisional until the conclusion of any judicial and technical matters.

Donington Park National  
Circuit Length = 1.9573 miles  
Start: 13:53 End: 14:40

Clerk of Course :

Timekeeper :

# V8 Pre-66 Saloons inc 70s Gp1 Saloons

## RACE 2 - LAP CHART

Lap 1			Lap 2			Lap 3			Lap 4			Lap 5		
No	Behind	Laptime	No	Behind	Laptime	No	Behind	Laptime	No	Behind	Laptime	No	Behind	Laptime
71		1:31.259	71		1:29.357	71		1:29.199	71		1:29.379	71		1:29.181
51	2.659	1:33.918	51	3.246	1:29.944	51	3.259	1:29.212	51	2.958	1:29.078	51	2.439	1:28.662
3	3.569	1:34.828	3	3.893	1:29.681	28	5.342	1:28.787	28	4.669	1:28.706	28	4.437	1:28.949
36	5.039	1:36.298	28	5.754	1:29.662	36	7.675	1:29.856	36	8.427	1:30.131	36	9.378	1:30.132
28	5.449	1:36.708	36	7.018	1:31.336	33	9.863	1:31.225	86	12.186	1:30.788	86	12.257	1:29.252
33	5.694	1:36.953	33	7.837	1:31.500	86	10.777	1:30.099	33	13.557	1:33.073	33	15.404	1:31.028
18	6.771	1:38.030	18	8.682	1:31.268	18	12.434	1:32.951	18	14.592	1:31.537	18	17.703	1:32.292
43	7.595	1:38.854	86	9.877	1:30.615	77	16.294	1:32.422	77	18.724	1:31.809	43	29.469	1:35.107
77	8.459	1:39.718	43	12.317	1:34.079	43	18.732	1:35.614	43	23.543	1:34.190	3	33.719	1:33.370
86	8.619	1:39.878	77	13.071	1:33.969	35	24.706	1:37.012	3	29.530	1:32.910	35	38.249	1:35.242
8	8.620	1:39.879 P	35	16.893	1:35.428	3	25.999	1:51.305	35	32.188	1:36.861	77	40.902	1:51.359 P
35	10.822	1:42.081												

# V8 Pre-66 Saloons inc 70s Gp1 Saloons

## RACE 2 - LAP CHART

Lap 6			Lap 7			Lap 8			Lap 9			Lap 10		
No	Behind	Laptime	No	Behind	Laptime	No	Behind	Laptime	No	Behind	Laptime	No	Behind	Laptime
71		1:29.832	71		1:29.000	71		1:28.691	71		1:28.466	71		1:27.971
51	1.933	1:29.326	51	1.290	1:28.357	51	1.926	1:29.327	51	2.285	1:28.825	51	2.626	1:28.312
28	3.287	1:28.682	28	3.128	1:28.841	28	2.847	1:28.410	28	3.231	1:28.850	28	4.593	1:29.333
36	9.558	1:30.012	36	10.853	1:30.295	36	11.653	1:29.491	36	12.533	1:29.346	36	14.871	1:30.309
86	12.402	1:29.977	86	12.981	1:29.579	86	14.350	1:30.060	86	15.136	1:29.252	86	16.405	1:29.240
33	16.718	1:31.146	33	19.402	1:31.684	33	22.919	1:32.208	33	25.808	1:31.355	33	29.763	1:31.926
18	19.890	1:32.019	18	23.021	1:32.131	18	26.965	1:32.635	18	31.174	1:32.675	18	35.219	1:32.016
43	33.943	1:34.306	43	38.773	1:33.830	43	44.652	1:34.570	43	49.981	1:33.795	43	55.677	1:33.667
3	36.602	1:32.715	3	42.229	1:34.627	3	47.081	1:33.543	3	52.280	1:33.665	3	1:00.807	1:36.498
35	43.965	1:35.548	35	49.960	1:34.995	35	56.574	1:35.305	77	3 LAPS	6:13.309	35	1:08.592	1:34.325
									35	1:02.238	1:34.130			

# V8 Pre-66 Saloons inc 70s Gp1 Saloons

## RACE 2 - LAP CHART

Lap 11			Lap 12			Lap 13			Lap 14			Lap 15		
No	Behind	Laptime	No	Behind	Laptime	No	Behind	Laptime	No	Behind	Laptime	No	Behind	Laptime
71		1:28.590	71		1:28.639	71		1:28.669	71		1:28.929	71		1:30.213 P
51	2.625	1:28.589	51	3.122	1:29.136	51	2.722	1:28.269	51	1.841	1:28.048	51	1.275	1:29.647 P
28	5.534	1:29.531	28	5.896	1:29.001	28	5.485	1:28.258	28	5.467	1:28.911	28	3.905	1:28.651
36	16.819	1:30.538 P	86	17.066	1:28.704	36	1 LAP	2:53.573 P	36	1 LAP	1:29.502	35	1 LAP	1:37.343
86	17.001	1:29.186	33	36.376	1:32.174	86	17.110	1:28.713	86	18.096	1:29.915 P	36	1 LAP	1:30.046
33	32.841	1:31.668	18	43.579	1:32.743	33	39.920	1:32.213	33	43.268	1:32.277	33	45.496	1:32.441
18	39.475	1:32.846	43	1:06.425	1:34.469	18	47.610	1:32.700	18	51.612	1:32.931	18	54.459	1:33.060 P
43	1:00.595	1:33.508	35	1:21.099	1:34.829	43	1:11.835	1:34.079	43	1:16.794	1:33.888	43	1:21.549	1:34.968
3	1:13.541	1:41.324	3	1:27.625	1:42.723 P	35	1:26.700	1:34.270						
35	1:14.909	1:34.907												

# V8 Pre-66 Saloons inc 70s Gp1 Saloons

## RACE 2 - LAP CHART

Lap 16			Lap 17			Lap 18			Lap 19			Lap 20		
No	Behind	Laptime	No	Behind	Laptime	No	Behind	Laptime	No	Behind	Laptime	No	Behind	Laptime
28		1:28.789	28		1:28.781 P	28		2:45.428 P	28		1:28.071	28		1:28.577
35	1 LAP	1:34.933 P	36	1 LAP	1:32.673	71	14.329	1:32.034	43	1 LAP	2:58.454 P	43	1 LAP	1:33.357
36	1 LAP	1:30.089	86	1 LAP	1:34.891	35	1 LAP	1:34.405	71	17.745	1:31.487	71	20.977	1:31.809
86	1 LAP	3:02.096 P	18	1 LAP	2:57.574 P	36	28.774	1:29.585	35	1 LAP	1:34.281	36	33.948	1:32.067
33	48.151	1:35.349 P	51	1:26.484	1:32.539 P	86	44.299	1:32.540	36	30.458	1:29.755	35	1 LAP	1:34.690
51	1:22.726	2:54.145 P	71	1:27.723	1:32.046	3	5 LAPS	9:32.264 P	3	5 LAPS	1:32.696	3	5 LAPS	1:29.737
71	1:24.458	2:57.152 P	43	1:30.093	1:33.660 P	33	54.694	1:31.778	86	50.254	1:34.026	86	54.458	1:32.781
43	1:25.214	1:36.359	35	1 LAP	2:56.319 P	18	1:11.767	1:33.641	33	58.944	1:32.321	33	1:02.269	1:31.902
			36	1:44.617	1:29.840				18	1:15.701	1:32.005	18	1:18.510	1:31.386
			86	1:57.187	1:33.792									
			33	2:08.344	2:48.974 P									
			18	2:23.554	1:32.996									

# V8 Pre-66 Saloons inc 70s Gp1 Saloons

## RACE 2 - LAP CHART

Lap 21			Lap 22			Lap 23			Lap 24			Lap 25		
No	Behind	Laptime	No	Behind	Laptime	No	Behind	Laptime	No	Behind	Laptime	No	Behind	Laptime
28		1:29.321	28		1:29.648	28		1:29.872	28		1:29.292	28		1:29.488
71	24.657	1:33.001	71	26.522	1:31.513	71	27.314	1:30.664	71	28.255	1:30.233	18	1 LAP	1:32.724
43	1 LAP	1:35.184	43	1 LAP	1:34.924	43	1 LAP	1:34.027	36	39.452	1:30.116	71	29.517	1:30.750
36	35.348	1:30.721	36	38.076	1:32.376	36	38.628	1:30.424	43	1 LAP	1:34.170	36	39.580	1:29.616
35	1 LAP	1:34.752	35	1 LAP	1:34.052	35	1 LAP	1:32.964	35	1 LAP	1:34.067	43	1 LAP	1:33.300
3	5 LAPS	1:29.608	3	5 LAPS	1:28.586	3	5 LAPS	1:36.334 P	33	1:10.095	1:32.227	35	1 LAP	1:33.841
86	1:00.647	1:35.510	86	1:03.905	1:32.906	86	1:06.639	1:32.606	86	1:10.872	1:33.525	33	1:11.048	1:30.441
33	1:04.560	1:31.612	33	1:05.915	1:31.003	33	1:07.160	1:31.117				86	1:11.886	1:30.502
18	1:21.806	1:32.617	18	1:24.167	1:32.009	18	1:26.279	1:31.984						

# V8 Pre-66 Saloons inc 70s Gp1 Saloons

## RACE 2 - LAP CHART

Lap 26			Lap 27			Lap 28			Lap 29			Lap 30		
No	Behind	Laptime	No	Behind	Laptime	No	Behind	Laptime	No	Behind	Laptime	No	Behind	Laptime
28		1:29.106	28		1:29.191	28		1:29.352	28		1:29.036	28		1:29.983
18	1 LAP	1:31.070	18	1 LAP	1:32.304	18	1 LAP	1:32.504	33	1 LAP	1:31.790	33	1 LAP	1:31.685
71	30.912	1:30.501	71	33.303	1:31.582	71	34.882	1:30.931	18	1 LAP	1:31.765	18	1 LAP	1:32.541
36	41.731	1:31.257	36	41.884	1:29.344	36	42.347	1:29.815	71	36.203	1:30.357	71	37.104	1:30.884
43	1 LAP	1:35.258	43	1 LAP	1:35.475	43	1 LAP	1:35.478	36	43.788	1:30.477	36	43.654	1:29.849
35	1 LAP	1:33.114	35	1 LAP	1:33.637	35	1 LAP	1:34.326	43	1 LAP	1:34.202	43	1 LAP	1:35.017
33	1:12.743	1:30.801	86	1:17.808	1:33.639	86	1:20.813	1:32.357	35	1 LAP	1:35.005	35	1 LAP	1:34.786
86	1:13.360	1:30.580	33	1:28.885	1:45.333				86	1:23.389	1:31.612	86	1:25.317	1:31.911

# Interserie Revival

## QUALIFYING - RACE 3 - CLASSIFICATION

POS	NO	CL	NAME	ENTRY	TIME	ON	LAPS	GAP	DIFF	MPH
1	9	C	Frank BRADLEY	March 717	1:06.851	15	18			105.40
2	3	C	Richard PIPER	McLaren M8F	1:06.854	14	14	0.003	0.003	105.39
3	23	P	Richard EVANS	Chevron B19	1:09.546	15	16	2.695	2.692	101.31
4	14	P	Steve HODGES	Chevron B31	1:10.089	5	17	3.238	0.543	100.53
5	22	P	Mark WILLIAMS	Vogue SP2	1:10.202	9	10	3.351	0.113	100.37
6	20	C	Michiel CAMPAGNE	McLaren M8F	1:10.555	11	12	3.704	0.353	99.87
7	21	P	Ollie HANCOCK	Lola T212	1:11.730	4	5	4.879	1.175	98.23
8	63	C	Richard DODKINS	Lola T163 Spyder	1:11.754	8	9	4.903	0.024	98.20
9	5	P	Frank LYONS	TOJ SS02	1:12.265	11	19	5.414	0.511	97.50
10	18	P	PARKER / ADAMS	Osella PA5	1:13.899	10	12	7.048	1.634	95.35
11	26	P	George DOUGLAS	Martin BM9	1:15.149	8	17	8.298	1.250	93.76
12	88	C	Stephen MINOPRIO	McLaren M8E	1:15.223	9	13	8.372	0.074	93.67
13	68	T	Mark WRIGHT	Ford Escort Mk 2	1:18.994	6	8	12.143	3.771	89.20
14	74	T	Paul HOWELLS	Porsche 911 RSR	1:21.464	14	15	14.613	2.470	86.49
15	24	T	Mike WRIGLEY	Ford Capri	1:22.421	9	10	15.570	0.957	85.49
16	39	T	TICE / CONOLEY	Ford Escort Mk 2	1:23.618	5	14	16.767	1.197	84.26

Car No 18 needs a working transponders please.

Weather / Track : Bright / Dry

These results are provisional until the conclusion of any judicial and technical matters.

Donington Park National  
Circuit Length = 1.9573 miles  
Start: 10:13 End: 10:39

Clerk of Course :		Timekeeper :
-------------------	--	--------------

# Interserie Revival

## QUALIFYING - RACE 3 - LAP ANALYSIS

<b>3</b>	<b>Richard PIPER</b>		<b>C McLaren M8F</b>				
1 -	1:25.985	+ 19.131	10:19:15.384	8 -	1:09.000	+ 2.146	10:27:37.220
2 -	1:15.162	+ 8.308	10:20:30.546	9 -	1:08.747	+ 1.893	10:28:45.967
3 -	1:15.146	+ 8.292	10:21:45.692	10 -	1:11.149 P	+ 4.295	10:29:57.116
4 -	1:10.940	+ 4.086	10:22:56.632	11 -	5:22.262	+ 4:15.408	10:35:19.378
5 -	1:12.319	+ 5.465	10:24:08.951	12 -	1:10.398	+ 3.544	10:36:29.776
6 -	1:09.942	+ 3.088	10:25:18.893	13 -	1:08.098	+ 1.244	10:37:37.874
7 -	1:09.327	+ 2.473	10:26:28.220	14 -	<b>1:06.854</b>		<b>10:38:44.728</b>
<b>5</b>	<b>Frank LYONS</b>		<b>P TOJ SS02</b>				
1 -	1:22.753	+ 10.488	10:16:29.593	11 -	<b>1:12.265</b>		<b>10:29:07.172</b>
2 -	1:22.941	+ 10.676	10:17:52.534	12 -	1:13.845	+ 1.580	10:30:21.017
3 -	1:16.178	+ 3.913	10:19:08.712	13 -	1:18.737	+ 6.472	10:31:39.754
4 -	1:15.048	+ 2.783	10:20:23.760	14 -	1:17.651	+ 5.386	10:32:57.405
5 -	1:15.427	+ 3.162	10:21:39.187	15 -	1:16.929	+ 4.664	10:34:14.334
6 -	1:14.709	+ 2.444	10:22:53.896	16 -	1:17.723	+ 5.458	10:35:32.057
7 -	1:15.469	+ 3.204	10:24:09.365	17 -	1:17.853	+ 5.588	10:36:49.910
8 -	1:16.312	+ 4.047	10:25:25.677	18 -	1:13.453	+ 1.188	10:38:03.363
9 -	1:15.899	+ 3.634	10:26:41.576	19 -	1:13.069	+ 0.804	10:39:16.432
10 -	1:13.331	+ 1.066	10:27:54.907				
<b>9</b>	<b>Frank BRADLEY</b>		<b>C March 717</b>				
1 -	1:24.254	+ 17.403	10:16:29.939	10 -	1:08.548	+ 1.697	10:27:20.036
2 -	1:21.892	+ 15.041	10:17:51.831	11 -	1:17.097 P	+ 10.246	10:28:37.133
3 -	1:19.394	+ 12.543	10:19:11.225	12 -	3:30.219	+ 2:23.368	10:32:07.352
4 -	1:12.634	+ 5.783	10:20:23.859	13 -	1:10.640	+ 3.789	10:33:17.992
5 -	1:09.358	+ 2.507	10:21:33.217	14 -	1:09.245	+ 2.394	10:34:27.237
6 -	1:11.789	+ 4.938	10:22:45.006	15 -	<b>1:06.851</b>		<b>10:35:34.088</b>
7 -	1:09.746	+ 2.895	10:23:54.752	16 -	1:08.139	+ 1.288	10:36:42.227
8 -	1:09.303	+ 2.452	10:25:04.055	17 -	1:09.767	+ 2.916	10:37:51.994
9 -	1:07.433	+ 0.582	10:26:11.488	18 -	1:07.348	+ 0.497	10:38:59.342
<b>14</b>	<b>Steve HODGES</b>		<b>P Chevron B31</b>				
1 -	1:16.119	+ 6.030	10:16:17.553	10 -	1:19.392 P	+ 9.303	10:27:04.706
2 -	1:12.687	+ 2.598	10:17:30.240	11 -	3:16.765	+ 2:06.676	10:30:21.471
3 -	1:10.424	+ 0.335	10:18:40.664	12 -	1:11.499	+ 1.410	10:31:32.970
4 -	1:10.563	+ 0.474	10:19:51.227	13 -	1:12.507 P	+ 2.418	10:32:45.477
5 -	<b>1:10.089</b>		<b>10:21:01.316</b>	14 -	2:35.123	+ 1:25.034	10:35:20.600
6 -	1:10.612	+ 0.523	10:22:11.928	15 -	1:11.592	+ 1.503	10:36:32.192
7 -	1:10.431	+ 0.342	10:23:22.359	16 -	1:11.923	+ 1.834	10:37:44.115
8 -	1:11.920	+ 1.831	10:24:34.279	17 -	1:15.412 P	+ 5.323	10:38:59.527
9 -	1:11.035	+ 0.946	10:25:45.314				
<b>18</b>	<b>PARKER / ADAMS</b>		<b>P Osella PA5</b>				
1 -	1:20.049	+ 6.150	10:17:57.856	7 -	1:17.957	+ 4.058	10:28:39.593
2 -	1:20.183	+ 6.284	10:19:18.039	8 -	1:15.148	+ 1.249	10:29:54.741
3 -	1:17.252	+ 3.353	10:20:35.291	9 -	1:14.106	+ 0.207	10:31:08.847
4 -	1:23.940 P	+ 10.041	10:21:59.231	10 -	<b>1:13.899</b>		<b>10:32:22.746</b>
5 -	4:01.368	+ 2:47.469	10:26:00.599	11 -	1:14.041	+ 0.142	10:33:36.787
6 -	1:21.037	+ 7.138	10:27:21.636	12 -	1:32.966 P	+ 19.067	10:35:09.753
<b>20</b>	<b>Michiel CAMPAGNE</b>		<b>C McLaren M8F</b>				
1 -	1:28.968 P	+ 18.413	10:17:52.351	7 -	1:13.985	+ 3.430	10:26:41.084
2 -	2:36.618	+ 1:26.063	10:20:28.969	8 -	1:11.625	+ 1.070	10:27:52.709
3 -	1:18.958	+ 8.403	10:21:47.927	9 -	1:12.948	+ 2.393	10:29:05.657
4 -	1:13.450	+ 2.895	10:23:01.377	10 -	1:10.628	+ 0.073	10:30:16.285
5 -	1:13.525	+ 2.970	10:24:14.902	11 -	<b>1:10.555</b>		<b>10:31:26.840</b>
6 -	1:12.197	+ 1.642	10:25:27.099	12 -	1:23.014 P	+ 12.459	10:32:49.854
<b>21</b>	<b>Ollie HANCOCK</b>		<b>P Lola T212</b>				
1 -	1:21.798	+ 10.068	10:17:53.642	4 -	<b>1:11.730</b>		<b>10:21:35.181</b>
2 -	1:16.087	+ 4.357	10:19:09.729	5 -	1:15.012 P	+ 3.282	10:22:50.193
3 -	1:13.722	+ 1.992	10:20:23.451				

Donington Park National  
Circuit Length = 1.9573 miles  
Start: 10:13 End: 10:39

Weather / Track : Bright / Dry

# Interserie Revival

## QUALIFYING - RACE 3 - LAP ANALYSIS

<b>22</b>	<b>Mark WILLIAMS</b> P Vogue SP2						
1 -	1:18.783	+ 8.581	10:16:21.119	6 -	1:20.040 P	+ 9.838	10:22:26.884
2 -	1:13.813	+ 3.611	10:17:34.932	7 -	5:10.149	+ 3:59.947	10:27:37.033
3 -	1:10.885	+ 0.683	10:18:45.817	8 -	1:10.861	+ 0.659	10:28:47.894
4 -	1:10.398	+ 0.196	10:19:56.215	9 -	<b>1:10.202</b>		<b>10:29:58.096</b>
5 -	1:10.629	+ 0.427	10:21:06.844	10 -	1:25.195 P	+ 14.993	10:31:23.291
<b>23</b>	<b>Richard EVANS</b> P Chevron B19						
1 -	1:30.938	+ 21.392	10:16:29.691	9 -	1:13.218	+ 3.672	10:28:36.690
2 -	1:23.448	+ 13.902	10:17:53.139	10 -	1:10.340	+ 0.794	10:29:47.030
3 -	1:15.767	+ 6.221	10:19:08.906	11 -	1:12.204	+ 2.658	10:30:59.234
4 -	1:11.389	+ 1.843	10:20:20.295	12 -	1:10.682	+ 1.136	10:32:09.916
5 -	1:10.407	+ 0.861	10:21:30.702	13 -	1:10.097	+ 0.551	10:33:20.013
6 -	1:15.999 P	+ 6.453	10:22:46.701	14 -	1:10.130	+ 0.584	10:34:30.143
7 -	3:25.996	+ 2:16.450	10:26:12.697	15 -	<b>1:09.546</b>		<b>10:35:39.689</b>
8 -	1:10.775	+ 1.229	10:27:23.472	16 -	1:14.140 P	+ 4.594	10:36:53.829
<b>24</b>	<b>Mike WRIGLEY</b> T Ford Capri						
1 -	1:26.603	+ 4.182	10:16:51.519	6 -	1:22.898	+ 0.477	10:25:21.151
2 -	1:24.883	+ 2.462	10:18:16.402	7 -	1:24.639	+ 2.218	10:26:45.790
3 -	1:22.965 P	+ 0.544	10:19:39.367	8 -	1:23.554	+ 1.133	10:28:09.344
4 -	2:52.612	+ 1:30.191	10:22:31.979	9 -	<b>1:22.421</b>		<b>10:29:31.765</b>
5 -	1:26.274	+ 3.853	10:23:58.253	10 -	1:23.086 P	+ 0.665	10:30:54.851
<b>26</b>	<b>George DOUGLAS</b> P Martin BM9						
1 -	1:21.923	+ 6.774	10:16:48.284	10 -	1:16.723	+ 1.574	10:28:22.433
2 -	1:19.114	+ 3.965	10:18:07.398	11 -	1:20.896 P	+ 5.747	10:29:43.329
3 -	1:18.042	+ 2.893	10:19:25.440	12 -	3:08.712	+ 1:53.563	10:32:52.041
4 -	1:19.490	+ 4.341	10:20:44.930	13 -	1:15.352	+ 0.203	10:34:07.393
5 -	1:17.192	+ 2.043	10:22:02.122	14 -	1:16.029	+ 0.880	10:35:23.422
6 -	1:16.814	+ 1.665	10:23:18.936	15 -	1:16.238	+ 1.089	10:36:39.660
7 -	1:16.194	+ 1.045	10:24:35.130	16 -	1:16.400	+ 1.251	10:37:56.060
8 -	<b>1:15.149</b>		<b>10:25:50.279</b>	17 -	1:15.670	+ 0.521	10:39:11.730
9 -	1:15.431	+ 0.282	10:27:05.710				
<b>39</b>	<b>TICE / CONOLEY</b> T Ford Escort Mk 2						
1 -	1:35.494	+ 11.876	10:16:59.596	8 -	1:37.188	+ 13.570	10:29:23.244
2 -	1:27.706	+ 4.088	10:18:27.302	9 -	1:28.170	+ 4.552	10:30:51.414
3 -	1:24.217	+ 0.599	10:19:51.519	10 -	1:29.718	+ 6.100	10:32:21.132
4 -	1:23.893	+ 0.275	10:21:15.412	11 -	1:28.993	+ 5.375	10:33:50.125
5 -	<b>1:23.618</b>		<b>10:22:39.030</b>	12 -	1:27.833	+ 4.215	10:35:17.958
6 -	1:36.037 P	+ 12.419	10:24:15.067	13 -	1:28.095	+ 4.477	10:36:46.053
7 -	3:30.989	+ 2:07.371	10:27:46.056	14 -	1:27.553	+ 3.935	10:38:13.606
<b>63</b>	<b>Richard DODKINS</b> C Lola T163 Spyder						
1 -	1:23.696	+ 11.942	10:22:50.465	6 -	1:13.698	+ 1.944	10:29:18.328
2 -	1:18.175	+ 6.421	10:24:08.640	7 -	1:13.312	+ 1.558	10:30:31.640
3 -	1:20.598	+ 8.844	10:25:29.238	8 -	<b>1:11.754</b>		<b>10:31:43.394</b>
4 -	1:15.647	+ 3.893	10:26:44.885	9 -	1:35.400 P	+ 23.646	10:33:18.794
5 -	1:19.745	+ 7.991	10:28:04.630				
<b>68</b>	<b>Mark WRIGHT</b> T Ford Escort Mk 2						
1 -	1:38.468	+ 19.474	10:16:48.330	5 -	3:38.033	+ 2:19.039	10:24:41.787
2 -	1:27.056	+ 8.062	10:18:15.386	6 -	<b>1:18.994</b>		<b>10:26:00.781</b>
3 -	1:21.644	+ 2.650	10:19:37.030	7 -	1:18.995	+ 0.001	10:27:19.776
4 -	1:26.724 P	+ 7.730	10:21:03.754	8 -	1:26.090 P	+ 7.096	10:28:45.866
<b>74</b>	<b>Paul HOWELLS</b> T Porsche 911 RSR						
1 -	1:35.129	+ 13.665	10:16:31.746	9 -	1:31.180	+ 9.716	10:29:42.669
2 -	1:26.840	+ 5.376	10:17:58.586	10 -	1:21.914	+ 0.450	10:31:04.583
3 -	1:25.249	+ 3.785	10:19:23.835	11 -	1:23.105	+ 1.641	10:32:27.688
4 -	1:27.804	+ 6.340	10:20:51.639	12 -	1:22.791	+ 1.327	10:33:50.479
5 -	1:22.612	+ 1.148	10:22:14.251	13 -	1:22.093	+ 0.629	10:35:12.572

Donington Park National  
Circuit Length = 1.9573 miles  
Start: 10:13 End: 10:39


Weather / Track : Bright / Dry

Interserie Revival

**QUALIFYING - RACE 3 - LAP ANALYSIS**

6 -	1:23.001 P	+ 1.537	10:23:37.252	14 -	<b>1:21.464</b>		<b>10:36:34.036</b>
7 -	3:05.837	+ 1:44.373	10:26:43.089	15 -	1:34.118 P	+ 12.654	10:38:08.154
8 -	1:28.400	+ 6.936	10:28:11.489				
<b>88</b>	<b>Stephen MINOPRIO</b>		<b>C</b>	<b>McLaren M8E</b>			
1 -	1:26.452	+ 11.229	10:19:21.296	8 -	1:17.265	+ 2.042	10:30:35.175
2 -	1:20.723	+ 5.500	10:20:42.019	9 -	<b>1:15.223</b>		<b>10:31:50.398</b>
3 -	1:19.204	+ 3.981	10:22:01.223	10 -	1:16.551	+ 1.328	10:33:06.949
4 -	1:19.710	+ 4.487	10:23:20.933	11 -	1:30.778 P	+ 15.555	10:34:37.727
5 -	1:19.910 P	+ 4.687	10:24:40.843	12 -	2:26.247	+ 1:11.024	10:37:03.974
6 -	3:19.906	+ 2:04.683	10:28:00.749	13 -	1:16.009	+ 0.786	10:38:19.983
7 -	1:17.161	+ 1.938	10:29:17.910				

**Interserie Revival**  
**RACE 3 - GRID - AMENDED**

ROW 8	1:22.421 42 Mike WRIGLEY	1:23.618 39 TICE / CONOLEY
ROW 7	1:18.994 68 Mark WRIGHT	1:21.464 74 Paul HOWELLS
ROW 6	1:15.149 26 George DOUGLAS	1:15.223 88 Stephen MINOPRIO
ROW 5	1:12.265 5 Frank LYONS	1:13.899 18 PARKER / ADAMS
ROW 4	1:11.730 21 Ollie HANCOCK	1:11.754 63 Richard DODKINS
ROW 3	1:10.202 22 Mark WILLIAMS	1:10.555 20 Michiel CAMPAGNE
ROW 2	1:09.546 23 Richard EVANS	1:10.089 14 Steve HODGES
ROW 1	1:06.851 9 Frank BRADLEY	1:06.854 3 Richard PIPER
<b>Pole</b>		
		

Donington Park National  
 Circuit Length = 1.9573 miles

**These results are provisional until the conclusion of any judicial and technical matters.**

Clerk of Course :		Timekeeper :
-------------------	--	--------------

# Interserie Revival

## RACE 3 - CLASSIFICATION

POS	NO	CL	NAME	ENTRY	LAPS	TIME	GAP	DIFF	MPH	BEST	ON
1	3	C	Richard PIPER	McLaren M8F	33	40:07.373			96.59	1:07.878	24
2	20	C	Michiel CAMPAGNE	McLaren M8F	33	40:10.667	3.294	3.294	96.45	1:09.124	30
3	23	P	Richard EVANS	Chevron B19	33	40:13.479	6.106	2.812	96.34	1:09.699	33
4	14	P	Steve HODGES	Chevron B31	32	40:14.176	1 lap	1 lap	93.39	1:09.434	28
5	22	P	Mark WILLIAMS	Vogue SP2	32	40:54.214	1 lap	40.038	91.87	1:11.179	5
6	26	P	George DOUGLAS	Martin BM9	29	38:48.127	4 laps	3 laps	87.77	1:15.238	3
7	9	C	Frank BRADLEY	March 717	28	34:56.081	5 laps	1 lap	94.12	1:08.077	24
8	88	C	Stephen MINOPRIO	McLaren M8E	27	36:05.922	6 laps	1 lap	87.83	1:13.697	15
9	42	T	Mike WRIGLEY	Ford Capri	22	32:26.279	11 laps	5 laps	79.64	1:23.176	11

### NOT CLASSIFIED

DNC	18	P	PARKER / ADAMS	Osella PA5	16	28:56.779	17 laps	6 laps	64.91	1:13.831	8
DNC	68	T	Mark WRIGHT	Ford Escort Mk 2	11	15:12.562	22 laps	5 laps	84.93	1:19.802	3
DNC	63	C	Richard DODKINS	Lola T163 Spyder	9	17:03.349	24 laps	2 laps	61.97	1:12.241	3
DNC	5	P	Frank LYONS	TOJ SS02	8	10:05.437	25 laps	1 lap	93.10	1:12.446	4
DNC	39	T	TICE / CONOLEY	Ford Escort Mk 2	5	7:07.072	28 laps	3 laps	82.49	1:23.512	5
DNC	74	T	Paul HOWELLS	Porsche 911 RSR	2	2:50.372	31 laps	3 laps	82.71	1:22.576	2

### FASTEST LAP

3	C	Richard PIPER	McLaren M8F	24	1:07.878	103.80 mph	167.06 kph
14	P	Steve HODGES	Chevron B31	28	1:09.434	101.48 mph	163.32 kph
68	T	Mark WRIGHT	Ford Escort Mk 2	3	1:19.802	88.29 mph	142.10 kph

Weather / Track : Bright / Dry

These results are provisional until the conclusion of any judicial and technical matters.

Donington Park National  
Circuit Length = 1.9573 miles  
Start: 14:53 End: 15:35

Clerk of Course :

Timekeeper :

**Interserie Revival**  
**RACE 3 - LAP CHART**

Lap 1			Lap 2			Lap 3			Lap 4			Lap 5		
No	Behind	Laptime	No	Behind	Laptime	No	Behind	Laptime	No	Behind	Laptime	No	Behind	Laptime
23		1:16.086	23		1:10.781	23		1:10.085	9		1:11.314	9		1:11.938
9	0.640	1:16.726	9	1.159	1:11.300	9	0.808	1:09.734	23	0.429	1:12.551	3	0.787	1:11.721
3	1.020	1:17.106	3	1.793	1:11.554	3	1.495	1:09.787	3	1.004	1:11.631	23	1.537	1:13.046
20	1.855	1:17.941	20	3.288	1:12.214	20	3.483	1:10.280	20	3.311	1:11.950	20	3.147	1:11.774
14	2.171	1:18.257	14	4.070	1:12.680	14	4.812	1:10.827	14	5.086	1:12.396	14	4.600	1:11.452
22	2.711	1:18.797	22	4.627	1:12.697	22	6.047	1:11.505	22	6.938	1:13.013	22	6.179	1:11.179
63	3.353	1:19.439	63	5.996	1:13.424	63	8.152	1:12.241	63	9.697	1:13.667	63	11.521	1:13.762
18	4.305	1:20.391	18	9.010	1:15.486	88	15.384	1:14.586	88	19.137	1:15.875	88	22.011	1:14.812
88	6.277	1:22.363	88	10.883	1:15.387	26	16.857	1:15.238	26	20.633	1:15.898	5	24.490	1:15.097
26	6.711	1:22.797	26	11.704	1:15.774	5	21.007	1:13.878	5	21.331	1:12.446	26	25.092	1:16.397
5	8.807	1:24.893	5	17.214	1:19.188	18	21.687	1:22.762 P	68	37.747	1:21.154	68	48.614	1:22.805
68	8.920	1:25.006	68	18.998	1:20.859	68	28.715	1:19.802	42	49.503	1:24.334	42	1:01.505	1:23.940
42	11.314	1:27.400	74	23.505	1:22.576	42	37.291	1:23.601	39	54.486	1:24.851	39	1:06.060	1:23.512
74	11.710	1:27.796	42	23.775	1:23.242	39	41.757	1:25.344						
39	13.305	1:29.391	39	26.498	1:23.974									

**Interserie Revival**  
**RACE 3 - LAP CHART**

Lap 6			Lap 7			Lap 8			Lap 9			Lap 10		
No	Behind	Laptime	No	Behind	Laptime	No	Behind	Laptime	No	Behind	Laptime	No	Behind	Laptime
9		1:10.801	9		1:11.202	9		1:10.346	9		1:10.263	9		1:10.301
3	0.615	1:10.629	3	0.564	1:11.151	3	1.125	1:10.907	3	0.818	1:09.956	3	0.395	1:09.878
23	1.901	1:11.165	23	1.437	1:10.738	23	2.296	1:11.205	20	2.868	1:10.273	20	2.609	1:10.042
20	3.370	1:11.024	20	2.459	1:10.291	20	2.858	1:10.745	23	3.977	1:11.944	23	3.453	1:09.777
14	4.591	1:10.792	14	4.078	1:10.689	14	3.983	1:10.251	14	4.326	1:10.606	14	4.056	1:10.031
22	6.809	1:11.431	42	1 LAP	1:24.959	68	1 LAP	1:25.113	22	11.473	1:13.642	22	14.439	1:13.267
63	14.413	1:13.693	22	6.902	1:11.295	22	8.094	1:11.538	68	1 LAP	1:23.558	68	1 LAP	1:26.213
88	25.722	1:14.512	63	16.662	1:13.451	42	1 LAP	1:24.757	42	1 LAP	1:23.384	88	44.824	1:15.860
5	26.487	1:12.798	5	29.041	1:13.756	63	27.999	1:21.683 P	88	39.265	1:15.392	42	1 LAP	1:24.096
26	30.404	1:16.113	88	30.625	1:16.105	5	32.076	1:13.381	26	48.882	1:17.273	26	54.811	1:16.230
68	1:02.346	1:24.533	26	36.486	1:17.284	88	34.136	1:13.857	18	5 LAPS	7:51.447 P			
						26	41.872	1:15.732						

**Interserie Revival**  
**RACE 3 - LAP CHART**

Lap 11			Lap 12			Lap 13			Lap 14			Lap 15		
No	Behind	Laptime	No	Behind	Laptime	No	Behind	Laptime	No	Behind	Laptime	No	Behind	Laptime
9		1:10.000	9		1:10.338	9		1:10.564	3		1:11.540	3		1:10.637
3	0.503	1:10.108	3	0.360	1:10.195	3	0.268	1:10.472	9	0.583	1:12.391	9	0.856	1:10.910
20	3.595	1:10.986	20	3.675	1:10.418	42	2 LAPS	1:23.176	26	1 LAP	1:17.325	20	1.707	1:10.546
23	4.174	1:10.721	23	4.139	1:10.303	20	2.958	1:09.847	20	1.798	1:10.648	23	1.999	1:10.270
14	4.814	1:10.758	14	4.734	1:10.258	23	3.513	1:09.938	23	2.366	1:10.661	14	4.094	1:10.616
18	6 LAPS	1:21.497	18	6 LAPS	1:15.635	14	5.016	1:10.846	14	4.115	1:10.907	26	1 LAP	1:17.339
22	16.573	1:12.134	22	19.501	1:13.266	18	6 LAPS	1:14.177	42	2 LAPS	1:23.841	18	6 LAPS	1:14.984
68	1 LAP	1:21.582	88	52.526	1:14.145	22	23.717	1:14.780	18	6 LAPS	1:13.831	42	2 LAPS	1:23.634 P
88	48.719	1:13.895	68	1 LAP	1:21.937	88	55.947	1:13.985	22	25.749	1:13.840	22	29.834	1:14.722 P
42	1 LAP	1:24.043	26	1:06.284	1:15.909				63	5 LAPS	7:01.989	88	1:01.289	1:13.697
26	1:00.713	1:15.902							88	58.229	1:14.090			

**Interserie Revival**  
**RACE 3 - LAP CHART**

Lap 16			Lap 17			Lap 18			Lap 19			Lap 20		
No	Behind	Laptime	No	Behind	Laptime	No	Behind	Laptime	No	Behind	Laptime	No	Behind	Laptime
3		1:10.270	3		1:10.385	3		1:09.942	3		1:11.278 P	20		1:11.536
9	0.452	1:09.866	9	0.751	1:10.684	9	0.717	1:09.908	9	1.487	1:12.048 P	23	0.642	1:11.154
20	1.153	1:09.716	20	1.139	1:10.371	20	1.587	1:10.390	20	2.168	1:11.859	14	2.645	1:11.057
23	2.047	1:10.318	23	1.953	1:10.291	23	2.382	1:10.371	23	3.192	1:12.088	18	8 LAPS	1:19.694
14	4.037	1:10.213	14	3.723	1:10.071	14	5.286	1:11.505	42	4 LAPS	1:27.291	88	1 LAP	1:15.973
26	1 LAP	1:16.584	26	1 LAP	1:18.025	26	1 LAP	1:18.559	88	1 LAP	1:17.745	42	4 LAPS	1:24.308
18	6 LAPS	1:16.177 P	22	1 LAP	2:40.168 P	22	1 LAP	1:12.626	14	5.292	1:11.284	26	1 LAP	1:18.018
88	1:04.737	1:13.718	42	3 LAPS	2:51.039 P	18	7 LAPS	3:02.228 P	26	1 LAP	1:18.057	22	1 LAP	1:12.412
			88	1:08.367	1:14.015				22	1 LAP	1:12.545			

**Interserie Revival**  
**RACE 3 - LAP CHART**

Lap 21			Lap 22			Lap 23			Lap 24			Lap 25		
No	Behind	Laptime	No	Behind	Laptime	No	Behind	Laptime	No	Behind	Laptime	No	Behind	Laptime
20		1:10.249	20		1:10.459	20		1:10.225	20		1:11.032	20		1:11.534 P
23	0.643	1:10.250	23	0.452	1:10.268 P	3	1 LAP	1:08.839	3	1 LAP	1:09.094	3	1 LAP	1:07.878
14	3.460	1:11.064 P	3	1 LAP	1:09.185	9	1 LAP	1:08.754	23	1 LAP	2:25.152 P	9	1 LAP	1:08.077
3	1 LAP	2:32.783 P	9	1 LAP	1:08.266	88	1 LAP	1:14.433	9	1 LAP	1:09.693	23	1 LAP	1:09.975
9	1 LAP	2:33.330 P	88	1 LAP	1:15.380	18	8 LAPS	1:16.351	14	2 LAPS	3:35.233 P	14	2 LAPS	1:11.230
18	8 LAPS	1:17.529	18	8 LAPS	1:17.720	42	4 LAPS	1:24.515	26	3 LAPS	2:47.389 P	26	3 LAPS	1:15.677
88	1 LAP	1:16.799	42	4 LAPS	1:23.783	22	1 LAP	1:12.530	88	1 LAP	1:17.295 P	22	1 LAP	1:15.057
42	4 LAPS	1:23.267	22	1 LAP	1:12.468				18	8 LAPS	1:16.870	3	1:09.802	1:09.226
26	1 LAP	1:20.993 P							22	1 LAP	1:13.692	9	1:11.168	1:08.764
22	1 LAP	1:12.305							42	4 LAPS	1:24.631	23	1:12.949	1:10.161
												14	1 LAP	1:11.424
												42	4 LAPS	1:27.515
												26	2 LAPS	1:17.314
												88	1 LAP	2:59.224 P
												22	2:18.511	1:13.952

**Interserie Revival**  
**RACE 3 - LAP CHART**

Lap 26			Lap 27			Lap 28			Lap 29			Lap 30		
No	Behind	Laptime	No	Behind	Laptime	No	Behind	Laptime	No	Behind	Laptime	No	Behind	Laptime
3		1:09.283	3		1:10.069	3		1:09.967	3		1:10.741	3		1:11.496
9	0.573	1:08.490	22	1 LAP	1:13.497	22	1 LAP	1:12.017	20	6.659	1:10.635	20	4.287	1:09.124
23	4.042	1:10.178	20	6.602	1:09.415	20	6.765	1:10.130	22	1 LAP	1:13.333	23	6.621	1:10.350
20	7.256	2:26.341 P	23	7.011	1:13.038	23	7.300	1:10.256	23	7.767	1:11.208	14	1 LAP	1:10.091
14	1 LAP	1:10.518	88	2 LAPS	1:21.179	14	1 LAP	1:09.850	14	1 LAP	1:09.434	22	1 LAP	1:20.894
26	2 LAPS	1:16.829	14	1 LAP	1:10.434	88	2 LAPS	1:19.515	88	2 LAPS	1:32.085 P	26	2 LAPS	1:16.999
42	4 LAPS	1:25.523 P	26	2 LAPS	1:17.708	9	40.610	1:12.860 P	26	2 LAPS	1:16.917			
			9	37.717	1:47.213	26	2 LAPS	1:17.456						

**Interserie Revival**  
**RACE 3 - LAP CHART**

Lap 31			Lap 32			Lap 33		
No	Behind	Laptime	No	Behind	Laptime	No	Behind	Laptime
3		1:10.541	3		1:09.614	3		1:09.510
20	3.206	1:09.460	20	2.894	1:09.302	20	3.294	1:09.910
23	5.825	1:09.745	23	5.917	1:09.706	23	6.106	1:09.699
14	1 LAP	1:09.636	14	1 LAP	1:09.741	14	1 LAP	1:10.025
22	1 LAP	1:18.963	22	1 LAP	1:18.231	22	1 LAP	1:22.418
26	2 LAPS	1:16.391						

**Under 2 litre Pre-66 Saloons inc Oldies but Goldies**  
**QUALIFYING - RACE 4 - CLASSIFICATION**

POS	NO	CL	NAME	ENTRY	TIME	ON	LAPS	GAP	DIFF	MPH
1	83	HS	SHAW / OLIVER	BMW 1800 Ti	1:28.153	4	11			79.93
2	76	D	Nick SWIFT	Morris Cooper S	1:30.227	5	8	2.074	2.074	78.09
3	16	HS	MANN / YOUNG	Ford Lotus Cortina Mk 1	1:30.327	8	8	2.174	0.100	78.00
4	34	HS	TIPPET / TIPPET	BMW 1800 Ti	1:31.431	2	14	3.278	1.104	77.06
5	49	D	Tony GASTON	Austin Mini Cooper S	1:31.733	14	15	3.580	0.302	76.81
6	26	D	Ron MAYDON	Austin Mini Cooper S	1:31.875	13	14	3.722	0.142	76.69
7	81	HS	Paul POCHIOL	Ford Lotus Cortina Mk 1	1:33.096	6	15	4.943	1.221	75.68
8	96	HS	Michael PEARSON	Ford Lotus Cortina Mk 1	1:33.662	11	15	5.509	0.566	75.23
9	72	HS	THOMPSON / COX	Alfa Romeo GTA	1:34.311	5	13	6.158	0.649	74.71
10	40	HS	WILLIAMS / CLARKSON	Alfa Romeo GTA	1:34.659	14	14	6.506	0.348	74.43
11	48	O	BUTTERFIELD / BRUNDLE	Jaguar Mk 1	1:36.049	2	11	7.896	1.390	73.36
12	30	O	Matthew MOORE	Austin A40	1:38.786	14	14	10.633	2.737	71.32
13	99	D	Mike DOWSETT	Hillman Rallye Imp	1:41.345	9	11	13.192	2.559	69.52

Weather / Track : Sunny / Dry

These results are provisional until the conclusion of any judicial and technical matters.

Donington Park National  
 Circuit Length = 1.9573 miles  
 Start: 10:45 End: 11:12

Clerk of Course :		Timekeeper :
-------------------	--	--------------

## Under 2 litre Pre-66 Saloons inc Oldies but Goldies

### QUALIFYING - RACE 4 - LAP ANALYSIS

<b>16</b>	<b>MANN / YOUNG</b>		HS Ford Lotus Cortina Mk 1				
1 -	1:35.590	+ 5.263	10:49:00.147	5 -	8:09.315	+ 6:38.988	11:05:27.091
2 -	1:32.771	+ 2.444	10:50:32.918	6 -	1:32.325	+ 1.998	11:06:59.416
3 -	1:34.893 P	+ 4.566	10:52:07.811	7 -	1:30.439	+ 0.112	11:08:29.855
4 -	5:09.965 P	+ 3:39.638	10:57:17.776	8 -	<b>1:30.327</b>		<b>11:10:00.182</b>
<b>26</b>	<b>Ron MAYDON</b>		D Austin Mini Cooper S				
1 -	1:36.027	+ 4.152	10:51:20.618	8 -	1:33.441	+ 1.566	11:02:19.919
2 -	1:34.878	+ 3.003	10:52:55.496	9 -	1:35.260	+ 3.385	11:03:55.179
3 -	1:37.299	+ 5.424	10:54:32.795	10 -	1:32.673	+ 0.798	11:05:27.852
4 -	1:34.165	+ 2.290	10:56:06.960	11 -	1:33.092	+ 1.217	11:07:00.944
5 -	1:33.432	+ 1.557	10:57:40.392	12 -	1:32.756	+ 0.881	11:08:33.700
6 -	1:32.746	+ 0.871	10:59:13.138	13 -	<b>1:31.875</b>		<b>11:10:05.575</b>
7 -	1:33.340	+ 1.465	11:00:46.478	14 -	1:34.359 p	+ 2.484	11:11:39.934
<b>30</b>	<b>Matthew MOORE</b>		O Austin A40				
1 -	1:40.281	+ 1.495	10:49:09.585	8 -	1:39.153	+ 0.367	11:00:46.395
2 -	1:39.327	+ 0.541	10:50:48.912	9 -	1:40.155	+ 1.369	11:02:26.550
3 -	1:39.511	+ 0.725	10:52:28.423	10 -	1:40.221	+ 1.435	11:04:06.771
4 -	1:40.360	+ 1.574	10:54:08.783	11 -	1:40.018	+ 1.232	11:05:46.789
5 -	1:39.287	+ 0.501	10:55:48.070	12 -	1:39.069	+ 0.283	11:07:25.858
6 -	1:40.244	+ 1.458	10:57:28.314	13 -	1:39.975	+ 1.189	11:09:05.833
7 -	1:38.928	+ 0.142	10:59:07.242	14 -	<b>1:38.786</b>		<b>11:10:44.619</b>
<b>34</b>	<b>TIPPET / TIPPET</b>		HS BMW 1800 Ti				
1 -	1:33.213	+ 1.782	10:49:26.607	8 -	2:50.805	+ 1:19.374	11:01:31.501
2 -	<b>1:31.431</b>		<b>10:50:58.038</b>	9 -	1:37.367	+ 5.936	11:03:08.868
3 -	1:31.590	+ 0.159	10:52:29.628	10 -	1:37.701	+ 6.270	11:04:46.569
4 -	1:32.742	+ 1.311	10:54:02.370	11 -	1:35.152	+ 3.721	11:06:21.721
5 -	1:31.487	+ 0.056	10:55:33.857	12 -	1:34.683	+ 3.252	11:07:56.404
6 -	1:31.659	+ 0.228	10:57:05.516	13 -	1:33.453	+ 2.022	11:09:29.857
7 -	1:35.180 P	+ 3.749	10:58:40.696	14 -	1:34.907	+ 3.476	11:11:04.764
<b>40</b>	<b>WILLIAMS / CLARKSON</b>		HS Alfa Romeo GTA				
1 -	1:40.317	+ 5.658	10:49:08.777	8 -	1:34.921	+ 0.262	11:02:04.913
2 -	1:39.221	+ 4.562	10:50:47.998	9 -	1:34.820	+ 0.161	11:03:39.733
3 -	1:36.775	+ 2.116	10:52:24.773	10 -	1:44.460	+ 9.801	11:05:24.193
4 -	1:39.235	+ 4.576	10:54:04.008	11 -	1:38.981	+ 4.322	11:07:03.174
5 -	1:38.867 P	+ 4.208	10:55:42.875	12 -	1:36.015	+ 1.356	11:08:39.189
6 -	3:09.210	+ 1:34.551	10:58:52.085	13 -	1:34.855	+ 0.196	11:10:14.044
7 -	1:37.907	+ 3.248	11:00:29.992	14 -	<b>1:34.659</b>		<b>11:11:48.703</b>
<b>48</b>	<b>BUTTERFIELD / BRUNDLE</b>		O Jaguar Mk 1				
1 -	1:37.140	+ 1.091	10:51:58.309	7 -	1:38.595	+ 2.546	11:03:22.804
2 -	<b>1:36.049</b>		<b>10:53:34.358</b>	8 -	1:37.876	+ 1.827	11:05:00.680
3 -	1:38.025 P	+ 1.976	10:55:12.383	9 -	1:38.419	+ 2.370	11:06:39.099
4 -	3:12.548	+ 1:36.499	10:58:24.931	10 -	1:38.970	+ 2.921	11:08:18.069
5 -	1:40.761	+ 4.712	11:00:05.692	11 -	1:43.593 p	+ 7.544	11:10:01.662
6 -	1:38.517	+ 2.468	11:01:44.209				
<b>49</b>	<b>Tony GASTON</b>		D Austin Mini Cooper S				
1 -	1:34.790	+ 3.057	10:48:53.602	9 -	1:33.229	+ 1.496	11:01:26.016
2 -	1:36.433	+ 4.700	10:50:30.035	10 -	1:33.056	+ 1.323	11:02:59.072
3 -	1:33.627	+ 1.894	10:52:03.662	11 -	1:32.297	+ 0.564	11:04:31.369
4 -	1:33.700	+ 1.967	10:53:37.362	12 -	1:32.236	+ 0.503	11:06:03.605
5 -	1:33.924	+ 2.191	10:55:11.286	13 -	1:32.506	+ 0.773	11:07:36.111
6 -	1:34.153	+ 2.420	10:56:45.439	14 -	<b>1:31.733</b>		<b>11:09:07.844</b>
7 -	1:34.774	+ 3.041	10:58:20.213	15 -	1:33.718	+ 1.985	11:10:41.562
8 -	1:32.574	+ 0.841	10:59:52.787				
<b>72</b>	<b>THOMPSON / COX</b>		HS Alfa Romeo GTA				
1 -	1:38.129	+ 3.818	10:49:04.508	8 -	1:42.796	+ 8.485	11:03:20.198
2 -	1:37.156	+ 2.845	10:50:41.664	9 -	1:39.694	+ 5.383	11:04:59.892

Donington Park National  
Circuit Length = 1.9573 miles  
Start: 10:45 End: 11:12

Weather / Track : Sunny / Dry


## Under 2 litre Pre-66 Saloons inc Oldies but Goldies

### QUALIFYING - RACE 4 - LAP ANALYSIS

3 -	1:34.905	+ 0.594	10:52:16.569	10 -	1:39.663	+ 5.352	11:06:39.555
4 -	1:34.454	+ 0.143	10:53:51.023	11 -	1:39.321	+ 5.010	11:08:18.876
5 -	<b>1:34.311</b>		<b>10:55:25.334</b>	12 -	1:41.118	+ 6.807	11:09:59.994
6 -	1:35.483 P	+ 1.172	10:57:00.817	13 -	1:40.528	+ 6.217	11:11:40.522
7 -	4:36.585	+ 3:02.274	11:01:37.402				
<b>76</b>	<b>Nick SWIFT</b>			<b>D Morris Cooper S</b>			
1 -	1:35.988	+ 5.761	10:50:03.699	5 -	<b>1:30.227</b>		<b>10:56:07.918</b>
2 -	1:32.102	+ 1.875	10:51:35.801	6 -	1:30.939	+ 0.712	10:57:38.857
3 -	1:30.977	+ 0.750	10:53:06.778	7 -	1:35.341	+ 5.114	10:59:14.198
4 -	1:30.913	+ 0.686	10:54:37.691	8 -	1:48.271 P	+ 18.044	11:01:02.469
<b>81</b>	<b>Paul POCHIOL</b>			<b>HS Ford Lotus Cortina Mk 1</b>			
1 -	1:39.306	+ 6.210	10:49:15.438	9 -	1:34.818	+ 1.722	11:01:58.411
2 -	1:38.179	+ 5.083	10:50:53.617	10 -	1:33.206	+ 0.110	11:03:31.617
3 -	1:35.744	+ 2.648	10:52:29.361	11 -	1:33.597	+ 0.501	11:05:05.214
4 -	1:35.377	+ 2.281	10:54:04.738	12 -	1:34.584	+ 1.488	11:06:39.798
5 -	1:36.414	+ 3.318	10:55:41.152	13 -	1:37.560	+ 4.464	11:08:17.358
6 -	<b>1:33.096</b>		<b>10:57:14.248</b>	14 -	1:35.109	+ 2.013	11:09:52.467
7 -	1:35.335	+ 2.239	10:58:49.583	15 -	1:35.904	+ 2.808	11:11:28.371
8 -	1:34.010	+ 0.914	11:00:23.593				
<b>83</b>	<b>SHAW / OLIVER</b>			<b>HS BMW 1800 Ti</b>			
1 -	1:31.618	+ 3.465	10:48:59.165	7 -	2:41.400	+ 1:13.247	10:59:13.496
2 -	1:29.196	+ 1.043	10:50:28.361	8 -	1:29.828	+ 1.675	11:00:43.324
3 -	1:29.863	+ 1.710	10:51:58.224	9 -	1:30.102	+ 1.949	11:02:13.426
4 -	<b>1:28.153</b>		<b>10:53:26.377</b>	10 -	1:29.491	+ 1.338	11:03:42.917
5 -	1:28.323	+ 0.170	10:54:54.700	11 -	1:40.628 P	+ 12.475	11:05:23.545
6 -	1:37.396 P	+ 9.243	10:56:32.096				
<b>96</b>	<b>Michael PEARSON</b>			<b>HS Ford Lotus Cortina Mk 1</b>			
1 -	1:41.886	+ 8.224	10:49:03.690	9 -	1:34.128	+ 0.466	11:01:45.638
2 -	1:39.143	+ 5.481	10:50:42.833	10 -	1:33.973	+ 0.311	11:03:19.611
3 -	1:36.163	+ 2.501	10:52:18.996	11 -	<b>1:33.662</b>		<b>11:04:53.273</b>
4 -	1:35.152	+ 1.490	10:53:54.148	12 -	1:33.759	+ 0.097	11:06:27.032
5 -	1:34.672	+ 1.010	10:55:28.820	13 -	1:34.042	+ 0.380	11:08:01.074
6 -	1:34.071	+ 0.409	10:57:02.891	14 -	1:34.115	+ 0.453	11:09:35.189
7 -	1:34.384	+ 0.722	10:58:37.275	15 -	1:35.046	+ 1.384	11:11:10.235
8 -	1:34.235	+ 0.573	11:00:11.510				
<b>99</b>	<b>Mike DOWSETT</b>			<b>D Hillman Rallye Imp</b>			
1 -	1:49.042	+ 7.697	10:49:33.345	7 -	1:42.562	+ 1.217	10:59:51.603
2 -	1:43.914	+ 2.569	10:51:17.259	8 -	1:41.934	+ 0.589	11:01:33.537
3 -	1:42.787	+ 1.442	10:53:00.046	9 -	<b>1:41.345</b>		<b>11:03:14.882</b>
4 -	1:43.466	+ 2.121	10:54:43.512	10 -	1:42.210	+ 0.865	11:04:57.092
5 -	1:43.533	+ 2.188	10:56:27.045	11 -	1:47.479 P	+ 6.134	11:06:44.571
6 -	1:41.996	+ 0.651	10:58:09.041				

# Under 2 litre Pre-66 Saloons inc Oldies but Goldies

## RACE 4 - GRID

ROW 7	1:41.345 99 Mike DOWSETT	29 David GRIFFITHS
ROW 6	1:36.049 48 BUTTERFIELD / BRUNDLE	1:38.786 30 Matthew MOORE
ROW 5	1:34.311 72 THOMPSON / COX	1:34.659 40 WILLIAMS / CLARKSON
ROW 4	1:33.096 81 Paul POCHIOL	1:33.662 96 Michael PEARSON
ROW 3	1:31.733 49 Tony GASTON	1:31.875 26 Ron MAYDON
ROW 2	1:30.327 16 MANN / YOUNG	1:31.431 34 TIPPET / TIPPET
ROW 1	1:28.153 83 SHAW / OLIVER	1:30.227 76 Nick SWIFT
<b>Pole</b>		
		

Donington Park National  
Circuit Length = 1.9573 miles

**These results are provisional until the conclusion of any judicial and technical matters.**

Clerk of Course :

Timekeeper :

## Under 2 litre Pre-66 Saloons inc Oldies but Goldies

### RACE 4 - CLASSIFICATION

POS	NO	CL	NAME	ENTRY	LAPS	TIME	GAP	DIFF	MPH	BEST	ON
1	83	HS	SHAW / OLIVER	BMW 1800 Ti	30	45:58.005			76.64	1:27.839	5
2	16	HS	Henry MANN	Ford Lotus Cortina Mk 1	30	46:40.685	42.680	42.680	75.47	1:28.857	3
3	26	D	Ron MAYDON	Austin Mini Cooper S	30	47:11.564	1:13.559	30.879	74.65	1:30.887	4
4	34	HS	TIPPET / TIPPET	BMW 1800 Ti	30	47:22.346	1:24.341	10.782	74.37	1:30.373	19
5	49	D	Tony GASTON	Austin Mini Cooper S	30	47:23.898	1:25.893	1.552	74.33	1:30.820	29
6	96	HS	Michael PEARSON	Ford Lotus Cortina Mk 1	29	46:45.462	1 lap	1 lap	72.83	1:32.167	13
7	40	HS	WILLIAMS / CLARKSON	Alfa Romeo GTA	29	47:25.434	1 lap	39.972	71.81	1:31.422	8
8	48	O	BUTTERFIELD / BRUNDLE	Jaguar Mk 1	28	46:22.458	2 laps	1 lap	70.90	1:34.935	15
9	72	HS	THOMPSON / COX	Alfa Romeo GTA	28	46:24.939	2 laps	2.481	70.84	1:31.911	12
10	81	HS	Paul POCHIOL	Ford Lotus Cortina Mk 1	28	46:26.967	2 laps	2.028	70.79	1:32.780	14
11	30	O	Matthew MOORE	Austin A40	28	47:15.190	2 laps	48.223	69.58	1:36.597	8
12	99	D	Mike DOWSETT	Hillman Rallye Imp	27	47:20.440	3 laps	1 lap	66.97	1:40.275	17
13	29	O	David GRIFFITHS	Standard Vanguard III	24	41:17.192	6 laps	3 laps	68.26	1:36.856	3
NOT CLASSIFIED											
DNC	76	D	Nick SWIFT	Morris Cooper S	1	1:32.250	29 laps	23 laps	76.38	1:32.250	1
FASTEST LAP											
83	HS	SHAW / OLIVER	BMW 1800 Ti	5	1:27.839			80.21 mph		129.09 kph	
49	D	Tony GASTON	Austin Mini Cooper S	29	1:30.820			77.58 mph		124.86 kph	
48	O	BUTTERFIELD / BRUNDLE	Jaguar Mk 1	15	1:34.935			74.22 mph		119.45 kph	

Weather / Track : Cloudy / Dry

These results are provisional until the conclusion of any judicial and technical matters.

Donington Park National  
Circuit Length = 1.9573 miles  
Start: 15:55 End: 16:42

Clerk of Course :

Timekeeper :

# Under 2 litre Pre-66 Saloons inc Oldies but Goldies

## RACE 4 - LAP CHART

Lap 1			Lap 2			Lap 3			Lap 4			Lap 5		
No	Behind	Laptime	No	Behind	Laptime	No	Behind	Laptime	No	Behind	Laptime	No	Behind	Laptime
83		1:31.501	83		1:28.415	83		1:28.288	83		1:28.144	83		1:27.839
76	0.749	1:32.250	16	1.513	1:28.983	16	2.082	1:28.857	16	3.570	1:29.632	16	5.707	1:29.976
16	0.945	1:32.446	26	6.655	1:32.170	26	9.803	1:31.436	26	12.546	1:30.887	26	16.121	1:31.414
34	2.508	1:34.009	34	7.226	1:33.133	49	11.860	1:32.726	49	15.523	1:31.807	49	19.665	1:31.981
26	2.900	1:34.401	49	7.422	1:32.078	34	12.231	1:33.293	34	16.221	1:32.134	34	20.326	1:31.944
49	3.759	1:35.260	81	10.481	1:34.116	81	15.691	1:33.498	81	20.436	1:32.889	81	26.045	1:33.448
81	4.780	1:36.281	72	10.953	1:33.283	72	16.081	1:33.416	72	20.722	1:32.785	40	27.169	1:33.324
72	6.085	1:37.586	40	13.337	1:34.170	40	17.365	1:32.316	40	21.684	1:32.463	72	27.499	1:34.616
96	7.231	1:38.732	96	14.307	1:35.491	96	19.692	1:33.673	96	24.540	1:32.992	96	30.217	1:33.516
40	7.582	1:39.083	48	16.132	1:35.574	48	24.092	1:36.248	48	32.559	1:36.611	48	40.936	1:36.216
48	8.973	1:40.474	30	19.566	1:37.723	30	28.295	1:37.017	30	37.832	1:37.681	30	47.076	1:37.083
30	10.258	1:41.759	29	22.780	1:38.174	29	31.348	1:36.856	29	42.412	1:39.208	29	52.623	1:38.050
29	13.021	1:44.522	99	31.752	1:43.462	99	47.174	1:43.710	99	1:02.249	1:43.219	99	1:17.116	1:42.706
99	16.705	1:48.206												

# Under 2 litre Pre-66 Saloons inc Oldies but Goldies

## RACE 4 - LAP CHART

Lap 6			Lap 7			Lap 8			Lap 9			Lap 10		
No	Behind	Laptime	No	Behind	Laptime	No	Behind	Laptime	No	Behind	Laptime	No	Behind	Laptime
83		1:28.170	83		1:28.603	83		1:28.125	83		1:27.875	83		1:28.339
16	7.403	1:29.866	99	1 LAP	1:41.613	16	10.866	1:30.319	16	13.529	1:30.538	29	1 LAP	1:38.645
26	19.015	1:31.064	16	8.672	1:29.872	99	1 LAP	1:42.001	81	1 LAP	2:30.714 P	16	15.068	1:29.878
49	23.143	1:31.648	26	21.860	1:31.448	26	24.958	1:31.223	26	28.081	1:30.998	81	1 LAP	1:35.661
34	26.047	1:33.891	49	26.138	1:31.598	49	30.173	1:32.160	99	1 LAP	1:42.067	26	31.082	1:31.340
72	32.567	1:33.238	34	29.337	1:31.893	34	32.431	1:31.219	49	33.518	1:31.220	34	40.784	1:33.009
40	32.733	1:33.734	72	36.998	1:33.034	72	41.764	1:32.891	34	36.114	1:31.558	49	42.311	1:37.132
81	33.043	1:35.168	40	39.680	1:35.550	40	42.977	1:31.422	40	47.923	1:32.821	72	1 LAP	2:57.082
96	36.892	1:34.845	96	42.067	1:33.778	96	46.714	1:32.772	96	51.832	1:32.993	99	1 LAP	1:43.515
48	49.962	1:37.196	81	42.601	1:38.161 P	48	1:06.898	1:36.973	48	1:16.113	1:37.090	40	52.934	1:33.350
30	55.539	1:36.633	48	58.050	1:36.691	30	1:12.093	1:36.597	30	1:21.860	1:37.642	96	56.407	1:32.914
29	1:03.352	1:38.899	30	1:03.621	1:36.685	29	1:22.670	1:37.942				48	1:24.393	1:36.619
			29	1:12.853	1:38.104									

## Under 2 litre Pre-66 Saloons inc Oldies but Goldies

### RACE 4 - LAP CHART

Lap 11			Lap 12			Lap 13			Lap 14			Lap 15		
No	Behind	Laptime	No	Behind	Laptime	No	Behind	Laptime	No	Behind	Laptime	No	Behind	Laptime
83		1:27.925	83		1:28.388	83		1:28.269	83		1:29.218	83		1:28.846
30	1 LAP	1:36.860	48	1 LAP	1:36.497	48	1 LAP	1:36.043	48	1 LAP	1:36.250	99	2 LAPS	1:43.121 P
29	1 LAP	1:39.095	30	1 LAP	1:36.693	30	1 LAP	1:37.054	16	21.285	1:30.232 P	48	1 LAP	1:35.731
16	16.937	1:29.794	16	18.752	1:30.203	16	20.271	1:29.788	30	1 LAP	1:37.357 P	26	44.327	1:31.438 P
81	1 LAP	1:34.539	29	1 LAP	1:38.957	29	1 LAP	1:37.801	26	41.735	1:31.278	81	1 LAP	1:32.780
26	34.111	1:30.954	81	1 LAP	1:33.933	26	39.675	1:30.902	29	1 LAP	1:38.490	29	1 LAP	1:39.362 P
34	44.698	1:31.839	26	37.042	1:31.319	81	1 LAP	1:34.342	81	1 LAP	1:33.445	34	57.501	1:33.179
49	46.280	1:31.894	34	47.644	1:31.334	34	51.154	1:31.779	34	53.168	1:31.232	49	58.466	1:31.805
72	1 LAP	1:32.852	49	49.349	1:31.457	49	52.624	1:31.544	49	55.507	1:32.101	72	1 LAP	1:32.756 P
40	57.575	1:32.566	72	1 LAP	1:32.002	72	1 LAP	1:31.911	72	1 LAP	1:32.754	40	1:17.402	1:35.404 P
99	1 LAP	1:42.155	40	1:01.642	1:32.455	40	1:06.565	1:33.192	40	1:10.844	1:33.497	96	1:18.238	1:33.333
96	1:02.205	1:33.723	96	1:06.575	1:32.758	96	1:10.473	1:32.167	96	1:13.751	1:32.496			
			99	1 LAP	1:42.268	99	1 LAP	1:41.557						

# Under 2 litre Pre-66 Saloons inc Oldies but Goldies

## RACE 4 - LAP CHART

Lap 16			Lap 17			Lap 18			Lap 19			Lap 20		
No	Behind	Laptime	No	Behind	Laptime	No	Behind	Laptime	No	Behind	Laptime	No	Behind	Laptime
83		1:28.546 P	83		2:52.829 P	83		1:29.775	83		1:30.868	83		1:29.790
16	1 LAP	2:55.961 P	96	3.254	1:33.913	96	7.674	1:34.195 P	16	28.916	1:31.107	96	1 LAP	2:56.645 P
30	2 LAPS	3:01.982 P	16	27.633	1:30.118	16	28.677	1:30.819	40	1 LAP	1:35.548	16	29.706	1:30.580
48	1 LAP	1:34.935	40	1 LAP	3:32.428 P	40	1 LAP	1:35.588	26	51.488	1:33.365	40	1 LAP	1:34.624
81	1 LAP	1:33.729 P	99	2 LAPS	1:42.368	48	1 LAP	2:59.133 P	48	1 LAP	1:38.161	26	52.608	1:30.910
34	1:02.439	1:33.484 P	26	47.324	1:31.164	99	2 LAPS	1:41.021	99	2 LAPS	1:40.275	48	1 LAP	1:36.603
49	1:03.277	1:33.357 P	30	1 LAP	1:36.629	26	48.991	1:31.442	81	1 LAP	1:34.576	81	1 LAP	1:34.070
96	1:22.170	1:32.478	81	1 LAP	2:51.917 P	81	1 LAP	1:34.229	49	1:05.464	1:31.837	49	1:07.979	1:32.305
99	2 LAPS	3:04.596 P	49	1:02.165	2:51.717 P	30	1 LAP	1:37.275	34	1:06.650	1:30.373	34	1:08.322	1:31.462
16	1:50.344	1:30.490	34	1:06.170	2:56.560 P	49	1:04.495	1:32.105	30	1 LAP	1:44.625	99	2 LAPS	1:41.825
48	2:08.221	1:35.564 P	29	1 LAP	1:38.441	34	1:07.145	1:30.750	72	1 LAP	1:34.969	30	1 LAP	1:42.073
26	2:08.989	2:53.208 P	72	1 LAP	1:35.262	29	1 LAP	1:37.616	29	1 LAP	1:39.174	72	1 LAP	1:34.063
30	1 LAP	1:37.526				72	1 LAP	1:34.355						
29	1 LAP	2:55.834 P												

## Under 2 litre Pre-66 Saloons inc Oldies but Goldies

### RACE 4 - LAP CHART

Lap 21			Lap 22			Lap 23			Lap 24			Lap 25		
No	Behind	Laptime	No	Behind	Laptime	No	Behind	Laptime	No	Behind	Laptime	No	Behind	Laptime
83		1:29.562	83		1:29.310	83		1:29.319	83		1:29.165	83		1:29.250
29	2 LAPS	1:37.676	72	2 LAPS	1:34.121	99	3 LAPS	1:41.198	81	2 LAPS	1:35.431	81	2 LAPS	1:33.838
96	1 LAP	1:34.596	30	2 LAPS	1:41.017	72	2 LAPS	1:33.793	72	2 LAPS	1:33.741	72	2 LAPS	1:33.106
16	29.909	1:29.765	29	2 LAPS	1:36.948	96	1 LAP	1:36.625	99	3 LAPS	1:42.473	99	3 LAPS	1:41.649
40	1 LAP	1:34.812	96	1 LAP	1:33.768	30	2 LAPS	1:40.782	96	1 LAP	1:34.573	96	1 LAP	1:34.082
26	55.202	1:32.156	16	30.797	1:30.198	29	2 LAPS	1:39.502	30	2 LAPS	1:38.407	16	37.381	1:31.325
48	1 LAP	1:35.886	40	1 LAP	1:34.489	16	32.526	1:31.048	29	2 LAPS	1:38.592	30	2 LAPS	1:37.985
49	1:10.188	1:31.771	26	56.888	1:30.996	40	1 LAP	1:34.765	16	35.306	1:31.945	29	2 LAPS	1:38.037
34	1:10.596	1:31.836	49	1:12.565	1:31.687	26	1:00.103	1:32.534	26	1:03.708	1:32.770	26	1:05.870	1:31.412
81	1 LAP	1:33.420	48	1 LAP	1:37.562	34	1:15.772	1:31.607	40	1 LAP	1:35.112	40	1 LAP	1:33.396
99	2 LAPS	1:41.188	34	1:13.484	1:32.198	49	1:16.001	1:32.755	34	1:18.128	1:31.521	34	1:20.050	1:31.172
			81	1 LAP	1:46.917	48	1 LAP	1:35.631	49	1:18.652	1:31.816	49	1:20.588	1:31.186
									48	1 LAP	1:35.965			

# Under 2 litre Pre-66 Saloons inc Oldies but Goldies

## RACE 4 - LAP CHART

Lap 26			Lap 27			Lap 28			Lap 29			Lap 30		
No	Behind	Laptime	No	Behind	Laptime	No	Behind	Laptime	No	Behind	Laptime	No	Behind	Laptime
83		1:30.044	83		1:30.254	83		1:30.004	83		1:31.137	83		1:30.207
48	2 LAPS	1:35.964	48	2 LAPS	1:35.996	48	2 LAPS	1:35.558	48	2 LAPS	1:35.693	48	2 LAPS	1:35.594
81	2 LAPS	1:33.852	81	2 LAPS	1:33.738	72	2 LAPS	1:33.034	72	2 LAPS	1:33.062	72	2 LAPS	1:32.391
72	2 LAPS	1:32.517	72	2 LAPS	1:31.938	81	2 LAPS	1:34.805	81	2 LAPS	1:34.249	81	2 LAPS	1:33.221
96	1 LAP	1:33.707	96	1 LAP	1:33.267	16	40.139	1:30.946	16	40.511	1:31.509	16	42.680	1:32.376
16	38.676	1:31.339	16	39.197	1:30.775	96	1 LAP	1:33.408	96	1 LAP	1:33.527	96	1 LAP	1:34.495
99	3 LAPS	1:41.078	99	3 LAPS	1:40.822	99	3 LAPS	1:40.774	30	2 LAPS	1:37.301	26	1:13.559	1:31.870
30	2 LAPS	1:38.534	30	2 LAPS	1:38.006	30	2 LAPS	1:38.488	26	1:11.896	1:31.080	30	2 LAPS	1:37.776
26	1:07.623	1:31.797	26	1:09.846	1:32.477	26	1:11.953	1:32.111	99	3 LAPS	1:40.939	99	3 LAPS	1:40.634
40	1 LAP	1:33.759	40	1 LAP	1:33.569	40	1 LAP	1:33.664	40	1 LAP	1:33.081	34	1:24.341	1:31.680
29	2 LAPS	2:11.267 P	34	1:22.349	1:30.908	34	1:22.976	1:30.631	34	1:22.868	1:31.029	49	1:25.893	1:32.441
34	1:21.695	1:31.689	49	1:23.140	1:31.174	49	1:23.976	1:30.840	49	1:23.659	1:30.820	40	1 LAP	1:35.252
49	1:22.220	1:31.676												

## Gentleman Drivers

### QUALIFYING - RACE 5 - CLASSIFICATION

POS	NO	CL	NAME	ENTRY	TIME	ON	LAPS	GAP	DIFF	MPH
1	79	Inv	WILKINSON / WRIGHT	Jaguar E-Type	1:24.724	12	14			83.16
2	40	Inv	TICE / CONOLEY	Marcos 1800GT	1:25.577	13	14	0.853	0.853	82.33
3	44	C3	BRONSON / CANNELL	Chevrolet Corvette	1:25.838	6	17	1.114	0.261	82.08
4	16	C3	GALLIERS-PRATT / BLAKENEY-EL	Jaguar E-Type	1:26.169	7	15	1.445	0.331	81.77
5	55	C3	MELLING / MINSHAW	Jaguar E-Type	1:26.588	7	15	1.864	0.419	81.37
6	81	C3	TANDY / CHAMBERS	Jaguar E-Type	1:26.756	14	15	2.032	0.168	81.22
7	73	C2	CLARKSON / WILLIAMS	Austin Healey 3000 Mk I	1:27.419	16	16	2.695	0.663	80.60
8	65	Inv	THOMPSON / COX	Marcos 1800GT	1:27.464	16	17	2.740	0.045	80.56
9	48	C2	HENDERSON / BLACKNEY-EDWAI	Austin Healey 3000 Mk II	1:27.855	16	16	3.131	0.391	80.20
10	88	C1	McCULLOCH / NEWALL	Alfa Romeo Giulia TZ1	1:29.183	13	16	4.459	1.328	79.01
11	74	C1	AYLETT / JONES	Diva GT	1:29.193	13	16	4.469	0.010	79.00
12	77	C3	BLOOHN / NUNN	Ford Shelby Mustang GT350	1:29.716	13	16	4.992	0.523	78.54
13	46	C1	WARBURTON / NEWALL	Alfa Romeo Giulia TZ1	1:30.776	6	16	6.052	1.060	77.62
14	78	C2	ROSS-JONES / ROSS-JONES	Triumph TR4	1:30.863	13	16	6.139	0.087	77.54
15	99	C1	BIANCHI / BIANCHI	MGB	1:31.941	16	16	7.217	1.078	76.63
16	19	C1	REED / SMAIL	MGB	1:34.253	15	15	9.529	2.312	74.75
17	36	C1	WOOD / COUCHER	MGB	1:35.713	3	16	10.989	1.460	73.61
18	91	C3	MERRY / DICK	Sunbeam Tiger	1:36.948	1	7	12.224	1.235	72.68
19	4	C1	WILLIAMS / I'ANSON	Porsche 911	1:37.773	14	16	13.049	0.825	72.06

Car No 29 - Race 4 - Completed 3+ laps.

Weather / Track : Sunny / Dry

These results are provisional until the conclusion of any judicial and technical matters.

Donington Park National  
Circuit Length = 1.9573 miles  
Start: 11:25 End: 11:56

Clerk of Course :		Timekeeper :
-------------------	--	--------------

## Gentleman Drivers

## QUALIFYING - RACE 5 - LAP ANALYSIS

<b>4</b>	<b>WILLIAMS / I'ANSON</b>		C1 Porsche 911				
1 -	1:42.526	+ 4.753	11:28:56.182	9 -	1:46.672	+ 8.899	11:44:00.664
2 -	1:39.984	+ 2.211	11:30:36.166	10 -	2:23.485	+ 45.712	11:46:24.149
3 -	1:39.944	+ 2.171	11:32:16.110	11 -	1:41.709	+ 3.936	11:48:05.858
4 -	1:41.273	+ 3.500	11:33:57.383	12 -	1:39.738	+ 1.965	11:49:45.596
5 -	1:38.995	+ 1.222	11:35:36.378	13 -	1:40.820	+ 3.047	11:51:26.416
6 -	1:38.141	+ 0.368	11:37:14.519	14 -	<b>1:37.773</b>		<b>11:53:04.189</b>
7 -	1:42.322 P	+ 4.549	11:38:56.841	15 -	1:37.882	+ 0.109	11:54:42.071
8 -	3:17.151	+ 1:39.378	11:42:13.992	16 -	1:37.986	+ 0.213	11:56:20.057
<b>16</b>	<b>GALLIERS-PRATT / BLAKENEY-EDWARDS</b>		C3 Jaguar E-Type				
1 -	1:28.999	+ 2.830	11:28:26.297	9 -	7:36.855	+ 6:10.686	11:46:39.771
2 -	1:30.949	+ 4.780	11:29:57.246	10 -	1:35.210	+ 9.041	11:48:14.981
3 -	1:29.111	+ 2.942	11:31:26.357	11 -	1:34.890	+ 8.721	11:49:49.871
4 -	1:29.083	+ 2.914	11:32:55.440	12 -	1:35.890	+ 9.721	11:51:25.761
5 -	1:26.534	+ 0.365	11:34:21.974	13 -	1:34.747	+ 8.578	11:53:00.508
6 -	1:42.488	+ 16.319	11:36:04.462	14 -	1:33.263	+ 7.094	11:54:33.771
7 -	<b>1:26.169</b>		<b>11:37:30.631</b>	15 -	1:33.246	+ 7.077	11:56:07.017
8 -	1:32.285 P	+ 6.116	11:39:02.916				
<b>19</b>	<b>REED / SMAIL</b>		C1 MGB				
1 -	1:41.425	+ 7.172	11:28:40.561	9 -	1:42.378 P	+ 8.125	11:41:58.983
2 -	1:45.032	+ 10.779	11:30:25.593	10 -	5:13.201	+ 3:38.948	11:47:12.184
3 -	1:38.688	+ 4.435	11:32:04.281	11 -	1:35.817	+ 1.564	11:48:48.001
4 -	1:38.737	+ 4.484	11:33:43.018	12 -	1:34.550	+ 0.297	11:50:22.551
5 -	1:38.519	+ 4.266	11:35:21.537	13 -	1:35.071	+ 0.818	11:51:57.622
6 -	1:38.974	+ 4.721	11:37:00.511	14 -	1:35.443	+ 1.190	11:53:33.065
7 -	1:38.491	+ 4.238	11:38:39.002	15 -	<b>1:34.253</b>		<b>11:55:07.318</b>
8 -	1:37.603	+ 3.350	11:40:16.605				
<b>36</b>	<b>WOOD / COUCHER</b>		C1 MGB				
1 -	1:39.845	+ 4.132	11:28:31.490	9 -	2:04.079	+ 28.366	11:43:54.134
2 -	1:36.682	+ 0.969	11:30:08.172	10 -	2:25.965	+ 50.252	11:46:20.099
3 -	<b>1:35.713</b>		<b>11:31:43.885</b>	11 -	1:45.631	+ 9.918	11:48:05.730
4 -	1:37.574	+ 1.861	11:33:21.459	12 -	1:45.927	+ 10.214	11:49:51.657
5 -	1:38.615 P	+ 2.902	11:35:00.074	13 -	1:44.466	+ 8.753	11:51:36.123
6 -	3:09.065	+ 1:33.352	11:38:09.139	14 -	1:44.678	+ 8.965	11:53:20.801
7 -	1:48.074	+ 12.361	11:39:57.213	15 -	1:44.155	+ 8.442	11:55:04.956
8 -	1:52.842	+ 17.129	11:41:50.055	16 -	1:43.731	+ 8.018	11:56:48.687
<b>40</b>	<b>TICE / CONOLEY</b>		Inv Marcos 1800GT				
1 -	1:30.303	+ 4.726	11:28:30.890	8 -	6:30.960	+ 5:05.383	11:46:31.926
2 -	1:29.132	+ 3.555	11:30:00.022	9 -	1:27.519	+ 1.942	11:47:59.445
3 -	1:27.559	+ 1.982	11:31:27.581	10 -	1:27.639	+ 2.062	11:49:27.084
4 -	1:29.468 P	+ 3.891	11:32:57.049	11 -	1:25.816	+ 0.239	11:50:52.900
5 -	4:08.460	+ 2:42.883	11:37:05.509	12 -	1:26.510	+ 0.933	11:52:19.410
6 -	1:27.425	+ 1.848	11:38:32.934	13 -	<b>1:25.577</b>		<b>11:53:44.987</b>
7 -	1:28.032 P	+ 2.455	11:40:00.966	14 -	1:34.119 P	+ 8.542	11:55:19.106
<b>44</b>	<b>BRONSON / CANNELL</b>		C3 Chevrolet Corvette				
1 -	1:29.722	+ 3.884	11:28:43.900	10 -	1:47.139	+ 21.301	11:43:56.301
2 -	1:31.040	+ 5.202	11:30:14.940	11 -	2:25.313	+ 59.475	11:46:21.614
3 -	1:27.548	+ 1.710	11:31:42.488	12 -	1:31.874	+ 6.036	11:47:53.488
4 -	1:31.785	+ 5.947	11:33:14.273	13 -	1:30.005	+ 4.167	11:49:23.493
5 -	1:27.135	+ 1.297	11:34:41.408	14 -	1:29.205	+ 3.367	11:50:52.698
6 -	<b>1:25.838</b>		<b>11:36:07.246</b>	15 -	1:29.362	+ 3.524	11:52:22.060
7 -	1:29.810 P	+ 3.972	11:37:37.056	16 -	1:28.310	+ 2.472	11:53:50.370
8 -	2:53.371	+ 1:27.533	11:40:30.427	17 -	1:28.980	+ 3.142	11:55:19.350
9 -	1:38.735	+ 12.897	11:42:09.162				
<b>46</b>	<b>WARBURTON / NEWALL</b>		C1 Alfa Romeo Giulia TZ1				
1 -	1:33.860	+ 3.084	11:28:33.319	9 -	4:26.423	+ 2:55.647	11:43:46.749
2 -	1:32.152	+ 1.376	11:30:05.471	10 -	2:28.324	+ 57.548	11:46:15.073

Car No 29 - Race 4 - Completed 3+ laps.

Weather / Track : Sunny / Dry

## Gentleman Drivers

## QUALIFYING - RACE 5 - LAP ANALYSIS

3 -	1:31.964	+ 1.188	11:31:37.435	11 -	1:36.873	+ 6.097	11:47:51.946
4 -	1:33.865	+ 3.089	11:33:11.300	12 -	1:39.163	+ 8.387	11:49:31.109
5 -	1:32.083	+ 1.307	11:34:43.383	13 -	1:36.157	+ 5.381	11:51:07.266
6 -	<b>1:30.776</b>		<b>11:36:14.159</b>	14 -	1:34.425	+ 3.649	11:52:41.691
7 -	1:30.952	+ 0.176	11:37:45.111	15 -	1:34.190	+ 3.414	11:54:15.881
8 -	1:35.215 P	+ 4.439	11:39:20.326	16 -	1:35.603	+ 4.827	11:55:51.484
<b>48</b>	<b>HENDERSON / BLACKNEY-EDWARDS</b> C2 Austin Healey 3000 Mk II						
1 -	1:38.137	+ 10.282	11:28:45.897	9 -	1:34.289 P	+ 6.434	11:41:23.702
2 -	1:39.149	+ 11.294	11:30:25.046	10 -	5:12.386	+ 3:44.531	11:46:36.088
3 -	1:34.808	+ 6.953	11:31:59.854	11 -	1:30.632	+ 2.777	11:48:06.720
4 -	1:35.834	+ 7.979	11:33:35.688	12 -	1:29.324	+ 1.469	11:49:36.044
5 -	1:35.272	+ 7.417	11:35:10.960	13 -	1:29.107	+ 1.252	11:51:05.151
6 -	1:33.064	+ 5.209	11:36:44.024	14 -	1:27.943	+ 0.088	11:52:33.094
7 -	1:33.382	+ 5.527	11:38:17.406	15 -	1:28.897	+ 1.042	11:54:01.991
8 -	1:32.007	+ 4.152	11:39:49.413	16 -	<b>1:27.855</b>		<b>11:55:29.846</b>
<b>55</b>	<b>MELLING / MINSHAW</b> C3 Jaguar E-Type						
1 -	1:29.908	+ 3.320	11:28:31.227	9 -	7:36.264	+ 6:09.676	11:46:35.380
2 -	1:29.040	+ 2.452	11:30:00.267	10 -	1:39.225	+ 12.637	11:48:14.605
3 -	1:29.520	+ 2.932	11:31:29.787	11 -	1:34.473	+ 7.885	11:49:49.078
4 -	1:27.972	+ 1.384	11:32:57.759	12 -	1:36.530	+ 9.942	11:51:25.608
5 -	1:27.065	+ 0.477	11:34:24.824	13 -	1:36.941	+ 10.353	11:53:02.549
6 -	1:28.559	+ 1.971	11:35:53.383	14 -	1:34.817	+ 8.229	11:54:37.366
7 -	<b>1:26.588</b>		<b>11:37:19.971</b>	15 -	1:35.470	+ 8.882	11:56:12.836
8 -	1:39.145 P	+ 12.557	11:38:59.116				
<b>65</b>	<b>THOMPSON / COX</b> Inv Marcos 1800GT						
1 -	1:32.324	+ 4.860	11:28:20.018	10 -	1:41.609	+ 14.145	11:44:09.002
2 -	1:30.892	+ 3.428	11:29:50.910	11 -	2:19.377	+ 51.913	11:46:28.379
3 -	1:30.625	+ 3.161	11:31:21.535	12 -	1:31.662	+ 4.198	11:48:00.041
4 -	1:41.038	+ 13.574	11:33:02.573	13 -	1:29.352	+ 1.888	11:49:29.393
5 -	1:29.002	+ 1.538	11:34:31.575	14 -	1:28.705	+ 1.241	11:50:58.098
6 -	1:28.599	+ 1.135	11:36:00.174	15 -	1:27.564	+ 0.100	11:52:25.662
7 -	1:27.595	+ 0.131	11:37:27.769	16 -	<b>1:27.464</b>		<b>11:53:53.126</b>
8 -	1:30.114 P	+ 2.650	11:38:57.883	17 -	1:28.462	+ 0.998	11:55:21.588
9 -	3:29.510	+ 2:02.046	11:42:27.393				
<b>73</b>	<b>CLARKSON / WILLIAMS</b> C2 Austin Healey 3000 Mk I						
1 -	1:31.127	+ 3.708	11:28:26.813	9 -	1:35.665 P	+ 8.246	11:40:32.559
2 -	1:32.615	+ 5.196	11:29:59.428	10 -	6:03.332	+ 4:35.913	11:46:35.891
3 -	1:30.709	+ 3.290	11:31:30.137	11 -	1:30.013	+ 2.594	11:48:05.904
4 -	1:29.395	+ 1.976	11:32:59.532	12 -	1:28.187	+ 0.768	11:49:34.091
5 -	1:28.586	+ 1.167	11:34:28.118	13 -	1:28.465	+ 1.046	11:51:02.556
6 -	1:28.965	+ 1.546	11:35:57.083	14 -	1:30.010	+ 2.591	11:52:32.566
7 -	1:29.448	+ 2.029	11:37:26.531	15 -	1:31.039	+ 3.620	11:54:03.605
8 -	1:30.363	+ 2.944	11:38:56.894	16 -	<b>1:27.419</b>		<b>11:55:31.024</b>
<b>74</b>	<b>AYLETT / JONES</b> C1 Diva GT						
1 -	1:39.617	+ 10.424	11:29:09.587	9 -	2:16.901 P	+ 47.708	11:43:53.139
2 -	1:35.005	+ 5.812	11:30:44.592	10 -	3:15.901	+ 1:46.708	11:47:09.040
3 -	1:32.807	+ 3.614	11:32:17.399	11 -	1:31.218	+ 2.025	11:48:40.258
4 -	1:33.714	+ 4.521	11:33:51.113	12 -	1:29.473	+ 0.280	11:50:09.731
5 -	1:32.576	+ 3.383	11:35:23.689	13 -	<b>1:29.193</b>		<b>11:51:38.924</b>
6 -	1:35.382 P	+ 6.189	11:36:59.071	14 -	1:29.513	+ 0.320	11:53:08.437
7 -	3:03.674	+ 1:34.481	11:40:02.745	15 -	1:30.116	+ 0.923	11:54:38.553
8 -	1:33.493	+ 4.300	11:41:36.238	16 -	1:31.309	+ 2.116	11:56:09.862
<b>77</b>	<b>BLOOHN / NUNN</b> C3 Ford Shelby Mustang GT350						
1 -	1:35.049	+ 5.333	11:28:48.962	9 -	2:45.048	+ 1:15.332	11:43:49.407
2 -	1:33.923	+ 4.207	11:30:22.885	10 -	2:28.618	+ 58.902	11:46:18.025
3 -	1:34.380	+ 4.664	11:31:57.265	11 -	1:32.442	+ 2.726	11:47:50.467
4 -	1:32.547	+ 2.831	11:33:29.812	12 -	1:30.272	+ 0.556	11:49:20.739
5 -	1:33.963	+ 4.247	11:35:03.775	13 -	<b>1:29.716</b>		<b>11:50:50.455</b>
6 -	1:34.047	+ 4.331	11:36:37.822	14 -	1:30.207	+ 0.491	11:52:20.662

Car No 29 - Race 4 - Completed 3+ laps.

Weather / Track : Sunny / Dry

## Gentleman Drivers

## QUALIFYING - RACE 5 - LAP ANALYSIS

7 -	1:34.589 P	+ 4.873	11:38:12.411	15 -	1:31.708	+ 1.992	11:53:52.370
8 -	2:51.948	+ 1:22.232	11:41:04.359	16 -	1:31.740	+ 2.024	11:55:24.110
<b>78</b>	<b>ROSS-JONES / ROSS-JONES</b> C2 Triumph TR4						
1 -	1:36.632	+ 5.769	11:28:42.233	9 -	1:36.793 P	+ 5.930	11:41:31.584
2 -	1:38.573	+ 7.710	11:30:20.806	10 -	5:06.665	+ 3:35.802	11:46:38.249
3 -	1:37.951	+ 7.088	11:31:58.757	11 -	1:34.531	+ 3.668	11:48:12.780
4 -	1:36.928	+ 6.065	11:33:35.685	12 -	1:31.038	+ 0.175	11:49:43.818
5 -	1:35.768	+ 4.905	11:35:11.453	13 -	<b>1:30.863</b>		<b>11:51:14.681</b>
6 -	1:35.349	+ 4.486	11:36:46.802	14 -	1:31.126	+ 0.263	11:52:45.807
7 -	1:34.682	+ 3.819	11:38:21.484	15 -	1:31.592	+ 0.729	11:54:17.399
8 -	1:33.307	+ 2.444	11:39:54.791	16 -	1:36.723 P	+ 5.860	11:55:54.122
<b>79</b>	<b>WILKINSON / WRIGHT</b> Inv Jaguar E-Type						
1 -	1:34.493	+ 9.769	11:28:25.035	8 -	1:28.000	+ 3.276	11:40:56.762
2 -	1:34.241	+ 9.517	11:29:59.276	9 -	2:48.674	+ 1:23.950	11:43:45.436
3 -	1:35.893	+ 11.169	11:31:35.169	10 -	2:27.365	+ 1:02.641	11:46:12.801
4 -	1:35.728	+ 11.004	11:33:10.897	11 -	1:25.416	+ 0.692	11:47:38.217
5 -	1:38.238	+ 13.514	11:34:49.135	12 -	<b>1:24.724</b>		<b>11:49:02.941</b>
6 -	1:45.620 P	+ 20.896	11:36:34.755	13 -	1:26.172	+ 1.448	11:50:29.113
7 -	2:54.007	+ 1:29.283	11:39:28.762	14 -	1:28.825 P	+ 4.101	11:51:57.938
<b>81</b>	<b>TANDY / CHAMBERS</b> C3 Jaguar E-Type						
1 -	1:35.528	+ 8.772	11:28:47.359	9 -	2:44.614	+ 1:17.858	11:43:47.554
2 -	1:32.045	+ 5.289	11:30:19.404	10 -	2:29.412	+ 1:02.656	11:46:16.966
3 -	1:27.218	+ 0.462	11:31:46.622	11 -	1:29.744	+ 2.988	11:47:46.710
4 -	1:28.130	+ 1.374	11:33:14.752	12 -	1:27.629	+ 0.873	11:49:14.339
5 -	1:27.387	+ 0.631	11:34:42.139	13 -	1:27.463	+ 0.707	11:50:41.802
6 -	1:25.672 P	+ -1.084	11:36:07.811	14 -	<b>1:26.756</b>		<b>11:52:08.558</b>
7 -	3:25.564	+ 1:58.808	11:39:33.375	15 -	1:33.351 P	+ 6.595	11:53:41.909
8 -	1:29.565	+ 2.809	11:41:02.940				
<b>88</b>	<b>McCULLOCH / NEWALL</b> C1 Alfa Romeo Giulia TZ1						
1 -	1:39.776	+ 10.593	11:28:55.785	9 -	1:52.560	+ 23.377	11:43:55.228
2 -	1:37.177	+ 7.994	11:30:32.962	10 -	2:25.432	+ 56.249	11:46:20.660
3 -	1:37.183	+ 8.000	11:32:10.145	11 -	1:34.592	+ 5.409	11:47:55.252
4 -	1:38.841	+ 9.658	11:33:48.986	12 -	1:32.524	+ 3.341	11:49:27.776
5 -	1:40.366	+ 11.183	11:35:29.352	13 -	<b>1:29.183</b>		<b>11:50:56.959</b>
6 -	1:39.378	+ 10.195	11:37:08.730	14 -	1:29.368	+ 0.185	11:52:26.327
7 -	1:42.211 P	+ 13.028	11:38:50.941	15 -	1:29.379	+ 0.196	11:53:55.706
8 -	3:11.727	+ 1:42.544	11:42:02.668	16 -	1:29.536	+ 0.353	11:55:25.242
<b>91</b>	<b>MERRY / DICK</b> C3 Sunbeam Tiger						
1 -	<b>1:36.948</b>		<b>11:28:39.456</b>	5 -	1:47.040	+ 10.092	11:39:45.338
2 -	1:41.609	+ 4.661	11:30:21.065	6 -	1:48.718	+ 11.770	11:41:34.056
3 -	1:44.611 P	+ 7.663	11:32:05.676	7 -	2:17.497 P	+ 40.549	11:43:51.553
4 -	5:52.622	+ 4:15.674	11:37:58.298				
<b>99</b>	<b>BIANCHI / BIANCHI</b> C1 MGB						
1 -	1:44.239	+ 12.298	11:28:51.034	9 -	1:58.877	+ 26.936	11:43:54.817
2 -	1:39.212	+ 7.271	11:30:30.246	10 -	2:25.392	+ 53.451	11:46:20.209
3 -	1:40.590	+ 8.649	11:32:10.836	11 -	1:34.120	+ 2.179	11:47:54.329
4 -	1:40.279	+ 8.338	11:33:51.115	12 -	1:34.205	+ 2.264	11:49:28.534
5 -	1:40.014	+ 8.073	11:35:31.129	13 -	1:32.347	+ 0.406	11:51:00.881
6 -	1:41.873	+ 9.932	11:37:13.002	14 -	1:33.337	+ 1.396	11:52:34.218
7 -	1:42.216 P	+ 10.275	11:38:55.218	15 -	1:32.824	+ 0.883	11:54:07.042
8 -	3:00.722	+ 1:28.781	11:41:55.940	16 -	<b>1:31.941</b>		<b>11:55:38.983</b>

Car No 29 - Race 4 - Completed 3+ laps.

Weather / Track : Sunny / Dry

www.tsl-timing.com


Page 3 of 3

Donington Park National  
Circuit Length = 1.9573 miles  
Start: 11:25 End: 11:56

Printed - 12.05 Sunday, 23 August 2009

# Gentleman Drivers

## RACE 5 - GRID

ROW 10	1:37.773 4 WILLIAMS / I'ANSON	
ROW 9	1:35.713 36 WOOD / COUCHER	1:36.948 91 MERRY / DICK
ROW 8	1:31.941 99 BIANCHI / BIANCHI	1:34.253 19 REED / SMAIL
ROW 7	1:30.776 46 WARBURTON / NEWALL	1:30.863 78 ROSS-JONES / ROSS-JONES
ROW 6	1:29.193 74 AYLETT / JONES	1:29.716 77 BLOOHN / NUNN
ROW 5	1:27.855 48 HENDERSON / BLACKNEY-EDWARDS	1:29.183 88 McCULLOCH / NEWALL
ROW 4	1:27.419 73 CLARKSON / WILLIAMS	1:27.464 65 THOMPSON / COX
ROW 3	1:26.588 55 MELLING / MINSHAW	1:26.756 81 TANDY / CHAMBERS
ROW 2	1:25.838 44 BRONSON / CANNELL	1:26.169 16 GALLIERS-PRATT / BLAKENEY-EDWARDS
ROW 1	1:24.724 79 WILKINSON / WRIGHT	1:25.577 40 TICE / CONOLEY
<b>Pole</b>		
		

Donington Park National  
Circuit Length = 1.9573 miles

**These results are provisional until the conclusion of any judicial and technical matters.**

Clerk of Course :		Timekeeper :
-------------------	--	--------------

# Gentleman Drivers

## RACE 5 - CLASSIFICATION

POS	NO	CL	NAME	ENTRY	LAPS	TIME	GAP	DIFF	MPH	BEST	ON
1	40	Inv	TICE / CONOLEY	Marcos 1800GT	59	1:30:50.930			76.26	1:25.061	49
2	79	Inv	WILKINSON / WRIGHT	Jaguar E-Type	59	1:32:04.074	1:13.144	1:13.144	75.25	1:24.143	48
3	16	C3	GALLIERS-PRATT / BLAKENEY-I	Jaguar E-Type	58	1:30:56.778	1 lap	1 lap	74.89	1:25.649	18
4	55	C3	MELLING / MINSHAW	Jaguar E-Type	58	1:32:07.137	1 lap	1:10.359	73.94	1:26.491	8
5	73	C2	CLARKSON / WILLIAMS	Austin Healey 3000 Mk I	57	1:31:42.041	2 laps	1 lap	72.99	1:27.799	19
6	78	C2	ROSS-JONES / ROSS-JONES	Triumph TR4	57	1:31:59.543	2 laps	17.502	72.76	1:30.041	51
7	99	C1	BIANCHI / BIANCHI	MGB	57	1:32:10.822	2 laps	11.279	72.61	1:30.540	57
8	19	C1	REED / SMAIL	MGB	57	1:32:21.871	2 laps	11.049	72.47	1:31.454	48
9	46	C1	WARBURTON / NEWALL	Alfa Romeo Giulia TZ1	56	1:29:30.791	3 laps	1 lap	73.47	1:28.620	19
10	48	C2	HENDERSON / BLACKNEY-EDW.	Austin Healey 3000 Mk II	56	1:31:50.163	3 laps	2:19.372	71.61	1:29.000	41
11	4	C1	WILLIAMS / I'ANSON	Porsche 911	53	1:30:20.513	6 laps	3 laps	68.89	1:35.312	12
12	36	C1	WOOD / COUCHER	MGB	52	1:32:09.105	7 laps	1 lap	66.26	1:35.724	16
13	44	C3	BRONSON / CANNELL	Chevrolet Corvette	49	1:17:22.428	10 laps	3 laps	74.37	1:26.140	27
14	74	C1	AYLETT / JONES	Diva GT	49	1:32:10.406	10 laps	14:47.978	62.43	1:28.259	21
15	88	C1	McCULLOCH / NEWALL	Alfa Romeo Giulia TZ1	46	1:15:08.208	13 laps	3 laps	71.89	1:27.329	46

### NOT CLASSIFIED

DNC	91	C3	MERRY / DICK	Sunbeam Tiger	34	1:05:32.931	25 laps	12 laps	60.91	1:34.034	16
DNC	65	Inv	THOMPSON / COX	Marcos 1800GT	24	37:13.178	35 laps	10 laps	75.72	1:27.993	15
DNC	77	C3	BLOOHN / NUNN	Ford Shelby Mustang GT350	14	23:07.875	45 laps	10 laps	71.07	1:32.168	9
DNC	81	C3	TANDY / CHAMBERS	Jaguar E-Type	2	3:39.895	57 laps	12 laps	64.08	1:32.833	1

### FASTEST LAP

79	Inv	WILKINSON / WRIGHT	Jaguar E-Type	48	1:24.143	83.74 mph	134.77 kph
16	C3	GALLIERS-PRATT / BLAKENEY-I	Jaguar E-Type	18	1:25.649	82.27 mph	132.40 kph
88	C1	McCULLOCH / NEWALL	Alfa Romeo Giulia TZ1	46	1:27.329	80.68 mph	129.85 kph
73	C2	CLARKSON / WILLIAMS	Austin Healey 3000 Mk I	19	1:27.799	80.25 mph	129.15 kph

Weather / Track : Cloudy / Dry

These results are provisional until the conclusion of any judicial and technical matters.

Donington Park National  
Circuit Length = 1.9573 miles  
Start: 16:54 End: 18:27

Clerk of Course :	Timekeeper :
-------------------	--------------

**Gentleman Drivers**  
**RACE 5 - LAP CHART**

Lap 1			Lap 2			Lap 3			Lap 4			Lap 5		
No	Behind	Laptime	No	Behind	Laptime	No	Behind	Laptime	No	Behind	Laptime	No	Behind	Laptime
40		1:30.265	55		1:27.222	55		1:29.998	55		1:58.665	55		2:03.172
55	0.130	1:30.395	40	1.471	1:28.823	40	0.634	1:29.161	40	0.982	1:59.013	40	0.999	2:03.189
44	1.978	1:32.243	44	2.990	1:28.364	44	2.261	1:29.269	44	2.025	1:58.429	44	1.985	2:03.132
81	2.568	1:32.833	16	4.634	1:27.864	16	3.940	1:29.304	16	2.675	1:57.400	16	2.620	2:03.117
16	4.122	1:34.387	65	7.125	1:29.710	65	7.304	1:30.177	73	2 LAPS	4:42.632 P	73	2 LAPS	2:03.519
65	4.767	1:35.032	79	12.561	1:32.759	46	16.756	1:33.286	65	4.236	1:55.597	65	4.688	2:03.624
79	7.154	1:37.419	46	13.468	1:32.670	74	17.951	1:34.091	46	5.352	1:47.261	46	5.063	2:02.883
46	8.150	1:38.415	74	13.858	1:32.743	79	18.955	1:36.392	74	6.276	1:46.990	74	5.972	2:02.868
74	8.467	1:38.732	77	17.672	1:34.462	77	21.079	1:33.405	79	7.673	1:47.383	79	7.576	2:03.075
77	10.562	1:40.827	48	19.892	1:36.099	48	28.505	1:38.611	77	8.558	1:46.144	77	8.490	2:03.104
48	11.145	1:41.410	78	21.728	1:37.502	78	29.442	1:37.712	48	12.639	1:42.799	48	9.251	1:59.784
78	11.578	1:41.843	88	25.240	1:39.039	88	33.665	1:38.423	78	13.377	1:42.600	78	9.831	1:59.626
91	11.749	1:42.014	99	30.283	1:40.169	99	41.679	1:41.394	88	14.388	1:39.388	88	10.792	1:59.576
88	13.553	1:43.818	19	30.904	1:40.131	36	42.442	1:40.958	99	24.482	1:41.468	99	11.311	1:50.001
73	16.808	1:47.073 P	36	31.482	1:41.066	19	43.506	1:42.600	36	26.003	1:42.226	36	11.894	1:49.063
99	17.466	1:47.731	4	31.837	1:40.560	4	44.038	1:42.199	19	26.634	1:41.793	19	12.419	1:48.957
36	17.768	1:48.033	81	42.278	2:07.062 P				4	27.214	1:41.841	4	13.107	1:49.065
19	18.125	1:48.390												
4	18.629	1:48.894												

**Gentleman Drivers**  
**RACE 5 - LAP CHART**

Lap 6			Lap 7			Lap 8			Lap 9			Lap 10		
No	Behind	Laptime	No	Behind	Laptime	No	Behind	Laptime	No	Behind	Laptime	No	Behind	Laptime
55		1:55.273	55		1:26.496	55		1:26.491	55		1:26.769	55		1:27.203
40	1.227	1:55.501	44	2.266	1:26.891	44	2.156	1:26.381	44	1.629	1:26.242	44	1.915	1:27.489
44	1.871	1:55.159	40	3.139	1:28.408	40	2.762	1:26.114	40	2.650	1:26.657	40	2.486	1:27.039
16	2.681	1:55.334	16	4.461	1:28.276	16	4.667	1:26.697	16	4.195	1:26.297	16	3.517	1:26.525
73	2 LAPS	1:54.650	73	2 LAPS	1:30.007	73	2 LAPS	1:28.882	73	2 LAPS	1:28.802	73	2 LAPS	1:29.077
65	3.569	1:54.154	65	6.964	1:29.891	65	9.781	1:29.308	65	11.351	1:28.339	65	13.293	1:29.145
46	4.198	1:54.408	46	8.970	1:31.268	46	13.462	1:30.983	46	17.218	1:30.525	46	20.956	1:30.941
74	4.810	1:54.111	74	9.875	1:31.561	74	15.680	1:32.296	74	19.059	1:30.148	74	21.653	1:29.797
79	7.445	1:55.142	79	15.202	1:34.253	77	21.743	1:32.352	77	27.142	1:32.168	77	32.660	1:32.721
77	8.229	1:55.012	77	15.882	1:34.149	79	22.851	1:34.140	79	28.958	1:32.876	79	33.889	1:32.134
48	9.317	1:55.339	48	17.204	1:34.383	48	23.628	1:32.915	48	29.829	1:32.970	48	34.892	1:32.266
78	9.745	1:55.187	78	18.056	1:34.807	78	24.438	1:32.873	78	31.034	1:33.365	78	37.818	1:33.987
88	10.382	1:54.863	88	20.534	1:36.648	88	31.975	1:37.932	88	42.338	1:37.132	88	51.620	1:36.485
99	11.412	1:55.374	99	25.313	1:40.397	4	36.698	1:37.078	4	46.185	1:36.256	4	55.826	1:36.844
36	11.668	1:55.047	19	25.720	1:40.173	99	37.516	1:38.694	99	47.720	1:36.973	19	56.175	1:35.478
19	12.043	1:54.897	4	26.111	1:39.971	19	37.705	1:38.476	19	47.900	1:36.964	99	58.076	1:37.559
4	12.636	1:54.802	36	27.309	1:42.137	36	38.007	1:37.189	36	48.887	1:37.649	36	58.626	1:36.942
			91	5 LAPS	10:39.438	91	5 LAPS	1:39.287	91	5 LAPS	1:36.892	91	5 LAPS	1:36.146

**Gentleman Drivers**  
**RACE 5 - LAP CHART**

Lap 11			Lap 12			Lap 13			Lap 14			Lap 15		
No	Behind	Laptime	No	Behind	Laptime	No	Behind	Laptime	No	Behind	Laptime	No	Behind	Laptime
55		1:27.315	55		1:27.137	55		1:27.085	55		1:26.949	44		1:27.451
44	1.263	1:26.663	44	0.713	1:26.587	44	0.990	1:27.362	44	0.893	1:26.852	16	1.014	1:26.505
40	1.811	1:26.640	40	1.255	1:26.581	40	1.643	1:27.473	40	1.135	1:26.441	40	1.389	1:28.598
16	3.182	1:26.980	16	2.649	1:26.604	16	2.846	1:27.282	16	2.853	1:26.956	4	1 LAP	1:36.880
73	2 LAPS	1:28.637	73	2 LAPS	1:29.089	65	18.100	1:28.703	36	1 LAP	1:40.926	99	1 LAP	1:37.659
65	14.958	1:28.980	65	16.482	1:28.661	73	2 LAPS	1:29.663	91	6 LAPS	1:39.131	55	9.796	1:38.140
46	23.788	1:30.147	46	26.581	1:29.930	46	29.024	1:29.528	65	19.856	1:28.705	91	6 LAPS	1:36.896
74	24.261	1:29.923	74	26.840	1:29.716	74	29.386	1:29.631	73	2 LAPS	1:28.962	36	1 LAP	1:42.676
77	37.768	1:32.423	77	43.896	1:33.265	77	49.052	1:32.241	46	31.514	1:29.439	65	19.505	1:27.993
79	39.228	1:32.654	79	45.292	1:33.201	79	50.720	1:32.513	74	31.836	1:29.399	73	2 LAPS	1:27.840
48	39.851	1:32.274	48	45.873	1:33.159	48	51.564	1:32.776	48	56.943	1:32.328	46	32.925	1:29.755
78	47.599	1:37.096	78	55.338	1:34.876	78	1:03.289	1:35.036	79	57.538	1:33.767	74	33.979	1:30.487
88	59.941	1:35.636	88	1:08.849	1:36.045	88	1:16.516	1:34.752	77	1:07.705	1:45.602 P	48	1:01.099	1:32.500
19	1:05.141	1:36.281	19	1:12.269	1:34.265	19	1:19.641	1:34.457	78	1:10.871	1:34.531	79	1:02.827	1:33.633
4	1:05.425	1:36.914	4	1:13.600	1:35.312	4	1:22.181	1:35.666	88	1:24.733	1:35.166	78	1:18.795	1:36.268
99	1:07.072	1:36.311	99	1:16.289	1:36.354	99	1:25.951	1:36.747	19	1:26.783	1:34.091			
36	1:07.409	1:36.098	36	1:17.372	1:37.100									
91	5 LAPS	1:35.959	91	5 LAPS	1:35.880									

**Gentleman Drivers**  
**RACE 5 - LAP CHART**

Lap 16			Lap 17			Lap 18			Lap 19			Lap 20		
No	Behind	Laptime	No	Behind	Laptime	No	Behind	Laptime	No	Behind	Laptime	No	Behind	Laptime
16		1:27.318	16		1:25.948	16		1:25.649	16		1:25.713	16		1:25.996
44	0.178	1:28.510	44	1.433	1:27.203	48	1 LAP	1:47.921	79	1 LAP	1:34.996	44	6.128	1:27.602
40	0.535	1:27.478	40	2.006	1:27.419	44	2.389	1:26.605	40	4.365	1:27.185	40	6.631	1:28.262
88	1 LAP	1:35.824	88	1 LAP	1:33.235	40	2.893	1:26.536	44	4.522	1:27.846	79	1 LAP	1:35.309
19	1 LAP	1:34.408	19	1 LAP	1:33.403	78	1 LAP	1:34.368	78	1 LAP	1:33.759	78	1 LAP	1:33.860
55	11.177	1:29.713	55	17.389	1:32.160	88	1 LAP	1:33.419	48	1 LAP	1:43.259	48	1 LAP	1:35.175
4	1 LAP	1:36.965	65	23.212	1:29.905	19	1 LAP	1:33.667	88	1 LAP	1:33.259	55	29.424	1:28.645
99	1 LAP	1:36.386	73	2 LAPS	1:29.417	55	22.206	1:30.466	55	26.775	1:30.282	73	2 LAPS	1:28.602
65	19.255	1:28.082	4	1 LAP	1:38.440	65	26.568	1:29.005	19	1 LAP	1:35.118	65	34.306	1:30.432
73	2 LAPS	1:28.194	99	1 LAP	1:36.758	73	2 LAPS	1:29.613	65	29.870	1:29.015	88	1 LAP	1:34.087
91	6 LAPS	1:36.781	91	6 LAPS	1:35.374	4	1 LAP	1:36.028	73	2 LAPS	1:28.750	19	1 LAP	1:35.202
36	1 LAP	1:39.483	74	37.475	1:29.227	99	1 LAP	1:36.119	74	44.252	1:29.701	74	47.013	1:28.757
46	33.744	1:29.151	36	1 LAP	1:35.724	74	40.264	1:28.438	4	1 LAP	1:36.308	4	1 LAP	1:35.687
74	34.196	1:28.549	46	43.881	1:36.085	91	6 LAPS	1:36.469	99	1 LAP	1:35.936	46	55.794	1:30.785
48	1:04.970	1:32.203	79	1:18.495	1:36.551	46	48.098	1:29.866	46	51.005	1:28.620	99	1 LAP	1:35.978
79	1:07.892	1:33.397				36	1 LAP	1:37.761	91	6 LAPS	1:36.849	91	6 LAPS	1:35.752
78	1:25.370	1:34.907							36	1 LAP	1:39.722	36	1 LAP	1:39.007

**Gentleman Drivers**  
**RACE 5 - LAP CHART**

Lap 21			Lap 22			Lap 23			Lap 24			Lap 25		
No	Behind	Laptime	No	Behind	Laptime	No	Behind	Laptime	No	Behind	Laptime	No	Behind	Laptime
16		1:26.435	16		1:26.539	16		1:26.678	16		1:26.228	16		1:26.506
44	6.285	1:26.592	36	2 LAPS	1:38.603	44	5.835	1:26.395	99	2 LAPS	1:37.029	44	7.376	1:27.071
40	6.918	1:26.722	44	6.118	1:26.372	40	6.491	1:26.307	91	7 LAPS	1:36.605	40	8.594	1:27.791
79	1 LAP	1:34.895	40	6.862	1:26.483	36	2 LAPS	1:39.182	44	6.811	1:27.204	4	2 LAPS	1:37.567
78	1 LAP	1:33.388	79	1 LAP	1:34.471	55	33.010	1:27.195	40	7.309	1:27.046	99	2 LAPS	1:38.598 P
55	31.724	1:28.735	55	32.493	1:27.308	79	1 LAP	1:37.342	36	2 LAPS	1:39.302	91	7 LAPS	1:37.970
73	2 LAPS	1:27.799	73	2 LAPS	1:28.588	73	2 LAPS	1:28.646	55	34.801	1:28.019	55	36.544	1:28.249
48	1 LAP	1:34.091	65	39.157	1:28.983	65	43.148	1:30.669	73	2 LAPS	1:28.353	73	2 LAPS	1:28.487
65	36.713	1:28.842	78	1 LAP	1:35.896	78	1 LAP	1:32.654	65	47.146	1:30.226 P	36	2 LAPS	1:40.160
88	1 LAP	1:34.890	88	1 LAP	1:33.715	74	53.032	1:28.996	79	1 LAP	1:37.968 P	74	58.181	1:29.126
19	1 LAP	1:34.341	74	50.714	1:28.416	88	1 LAP	1:34.167	78	1 LAP	1:34.664	78	1 LAP	1:35.438
74	48.837	1:28.259	48	1 LAP	1:43.992	48	1 LAP	1:35.201	74	55.561	1:28.757	88	1 LAP	1:33.997
46	58.697	1:29.338	19	1 LAP	1:36.859	19	1 LAP	1:33.907	88	1 LAP	1:33.889	46	1:14.771	1:31.222
4	1 LAP	1:35.651	46	1:02.117	1:29.959	46	1:04.822	1:29.383	48	1 LAP	1:34.354	48	1 LAP	1:33.849
99	1 LAP	1:36.555	4	1 LAP	1:36.178	4	1 LAP	1:36.270	46	1:10.055	1:31.461	19	1 LAP	1:34.409
91	6 LAPS	1:35.217	99	1 LAP	1:36.445				19	1 LAP	1:35.055			
			91	6 LAPS	1:34.034									

**Gentleman Drivers**  
**RACE 5 - LAP CHART**

Lap 26			Lap 27			Lap 28			Lap 29			Lap 30		
No	Behind	Laptime	No	Behind	Laptime	No	Behind	Laptime	No	Behind	Laptime	No	Behind	Laptime
16		1:26.626	16		1:25.976	16		1:27.492 P	44		1:27.127	44		1:27.320
44	7.163	1:26.413	19	2 LAPS	1:33.872	48	2 LAPS	1:34.540	88	2 LAPS	1:34.503	40	0.471	1:27.253 P
40	8.072	1:26.104	44	7.327	1:26.140	44	6.531	1:26.696	40	0.538	1:26.765	36	3 LAPS	1:41.315
4	2 LAPS	1:36.868	40	8.476	1:26.380	40	7.431	1:26.447	48	2 LAPS	1:35.304	16	1 LAP	3:10.648 P
91	7 LAPS	1:35.709	99	3 LAPS	2:58.039 P	19	2 LAPS	1:37.049	19	2 LAPS	1:34.325	88	2 LAPS	1:38.045
55	38.268	1:28.350	4	2 LAPS	1:37.172	99	3 LAPS	1:32.655	99	3 LAPS	1:32.078	48	2 LAPS	1:33.181
73	2 LAPS	1:27.825	91	7 LAPS	1:34.841	4	2 LAPS	1:37.753	79	2 LAPS	1:25.933	19	2 LAPS	1:34.993 P
79	2 LAPS	2:50.081 P	55	40.158	1:27.866 P	91	7 LAPS	1:36.096	91	7 LAPS	1:35.933 P	99	3 LAPS	1:31.369
36	2 LAPS	1:39.677	73	2 LAPS	1:28.321	79	2 LAPS	1:26.943	4	2 LAPS	1:38.819	79	2 LAPS	1:25.437
74	1:05.340	1:33.785 P	79	2 LAPS	1:25.464	73	2 LAPS	1:33.783 P	55	1 LAP	3:14.607 P	73	3 LAPS	2:54.411 P
78	1 LAP	1:34.007	36	2 LAPS	1:40.128	36	2 LAPS	1:38.722	46	1 LAP	2:54.162 P	4	2 LAPS	1:37.789
88	1 LAP	1:32.950	78	1 LAP	1:34.260	78	1 LAP	1:34.983 P				55	1 LAP	1:35.174
46	1:19.277	1:31.132	46	1:22.383	1:29.082 P							46	1 LAP	1:34.631
48	1 LAP	1:32.545	88	1 LAP	1:33.778									

**Gentleman Drivers**  
**RACE 5 - LAP CHART**

Lap 31			Lap 32			Lap 33			Lap 34			Lap 35		
No	Behind	Laptime	No	Behind	Laptime	No	Behind	Laptime	No	Behind	Laptime	No	Behind	Laptime
44		1:27.471 P	44		2:56.808 P	44		1:32.081	44		1:31.284	44		1:32.865
78	3 LAPS	3:02.827 P	46	1 LAP	1:33.685	46	1 LAP	1:33.068	46	1 LAP	1:33.206	4	3 LAPS	1:42.966
36	3 LAPS	1:39.874	78	2 LAPS	1:32.479	78	2 LAPS	1:32.677	78	2 LAPS	1:31.600	40	8.160	1:28.028
16	1 LAP	1:34.389	40	22.826	1:28.152	88	2 LAPS	2:48.280 P	40	12.997	1:26.500	78	2 LAPS	1:32.519
48	2 LAPS	1:34.734	16	26.364	1:33.447	40	17.781	1:27.036	88	2 LAPS	1:29.820	88	2 LAPS	1:30.277
88	2 LAPS	1:36.535	79	1 LAP	1:26.202	48	2 LAPS	2:58.137 P	79	1 LAP	1:26.336 P	46	1 LAP	1:35.785
99	3 LAPS	1:32.235	19	2 LAPS	1:33.997	79	1 LAP	1:26.898	48	2 LAPS	1:31.111	48	2 LAPS	1:30.815
79	2 LAPS	1:24.957	99	2 LAPS	1:30.863	16	26.444	1:32.161	16	27.300	1:32.140	16	26.105	1:31.670
73	3 LAPS	1:29.549	36	2 LAPS	1:38.895 P	19	2 LAPS	1:33.305	19	2 LAPS	1:32.448	79	1 LAP	1:43.738 P
91	8 LAPS	3:07.478 P	73	2 LAPS	1:29.565	99	2 LAPS	1:31.284	99	2 LAPS	1:30.903	19	2 LAPS	1:33.066
4	2 LAPS	1:38.010 P	4	2 LAPS	3:04.952 P	73	2 LAPS	1:29.522	73	2 LAPS	1:29.574	99	2 LAPS	1:32.704
55	1 LAP	1:35.274	91	7 LAPS	1:37.797	91	7 LAPS	1:37.586	36	3 LAPS	3:17.993 P	73	2 LAPS	1:29.055
46	1 LAP	1:34.069	55	1:20.448	1:33.876	55	1:25.546	1:37.179	91	7 LAPS	1:36.568	36	3 LAPS	1:46.813
78	2 LAPS	1:33.126				4	2 LAPS	1:43.826	55	1:28.078	1:33.816	55	1:30.055	1:34.842
16	1:49.725	1:33.137												
40	1:51.482	3:18.482 P												
48	1 LAP	1:34.979 P												
88	1 LAP	1:35.722 P												
19	2 LAPS	3:04.791 P												

**Gentleman Drivers**  
**RACE 5 - LAP CHART**

Lap 36			Lap 37			Lap 38			Lap 39			Lap 40		
No	Behind	Laptime	No	Behind	Laptime	No	Behind	Laptime	No	Behind	Laptime	No	Behind	Laptime
44		1:30.797	44		1:31.941	40		1:27.797	40		1:26.629	40		1:26.461
91	8 LAPS	1:39.940	40	0.321	1:27.903	44	4.883	1:33.001	88	2 LAPS	1:29.058	88	2 LAPS	1:28.000
40	4.359	1:26.996	55	1 LAP	1:34.480	88	2 LAPS	1:28.264	44	8.726	1:30.472	79	1 LAP	1:24.798
88	2 LAPS	1:28.841	88	2 LAPS	1:28.322	55	1 LAP	1:34.367	55	1 LAP	1:33.261	55	1 LAP	1:32.323
78	2 LAPS	1:32.801	91	8 LAPS	1:36.631	36	4 LAPS	1:48.690	79	1 LAP	1:26.728	48	2 LAPS	1:29.442
46	1 LAP	1:35.155	78	2 LAPS	1:32.248	79	1 LAP	1:25.102	48	2 LAPS	1:30.509	78	2 LAPS	1:31.837
4	3 LAPS	1:43.724	46	1 LAP	1:32.687	91	8 LAPS	1:37.052	78	2 LAPS	1:34.832	16	37.786	1:31.319
48	2 LAPS	1:30.551	79	1 LAP	1:24.952	78	2 LAPS	1:32.966	91	8 LAPS	1:38.478	46	1 LAP	1:35.852
79	1 LAP	1:25.742	48	2 LAPS	1:30.601	48	2 LAPS	1:30.476	46	1 LAP	1:33.656	91	8 LAPS	1:39.248
16	27.255	1:31.947	4	3 LAPS	1:40.099	46	1 LAP	1:34.415	16	32.928	1:29.753	44	43.080	2:00.815
99	2 LAPS	1:31.959	16	27.107	1:31.793	16	29.804	1:30.815	36	4 LAPS	1:49.197	73	2 LAPS	1:35.993
73	2 LAPS	1:28.039	74	10 LAPS	17:28.923 P	73	2 LAPS	1:29.931	73	2 LAPS	1:28.491	74	10 LAPS	1:33.862
19	2 LAPS	1:33.393	73	2 LAPS	1:29.725	4	3 LAPS	1:40.092	74	10 LAPS	1:32.573	99	2 LAPS	1:34.071
36	3 LAPS	1:46.952	99	2 LAPS	1:31.852	74	10 LAPS	1:32.432	99	2 LAPS	1:32.192	19	2 LAPS	1:33.017
			19	2 LAPS	1:32.616	99	2 LAPS	1:31.681	19	2 LAPS	1:32.431	36	4 LAPS	1:50.507
						19	2 LAPS	1:32.358	4	3 LAPS	1:40.270	4	3 LAPS	1:41.278

**Gentleman Drivers**  
**RACE 5 - LAP CHART**

Lap 41			Lap 42			Lap 43			Lap 44			Lap 45		
No	Behind	Laptime	No	Behind	Laptime	No	Behind	Laptime	No	Behind	Laptime	No	Behind	Laptime
40		1:26.291	40		1:26.426	40		1:26.976	40		1:27.691	40		2:09.210
88	2 LAPS	1:28.363	79	1 LAP	1:25.126	4	4 LAPS	1:40.740	79	1 LAP	1:25.165	79	1 LAP	2:03.871
79	1 LAP	1:24.981	88	2 LAPS	1:29.527	79	1 LAP	1:24.908	88	2 LAPS	1:29.390	88	2 LAPS	1:52.515
55	1 LAP	1:34.030	48	2 LAPS	1:29.894	36	5 LAPS	1:45.983	4	4 LAPS	1:39.554	4	4 LAPS	1:52.041
48	2 LAPS	1:29.295	55	1 LAP	1:34.203	88	2 LAPS	1:28.193	36	5 LAPS	1:48.829	36	5 LAPS	1:52.224
78	2 LAPS	1:32.203	78	2 LAPS	1:31.717	48	2 LAPS	1:29.000	48	2 LAPS	1:30.366	48	2 LAPS	1:45.800
16	41.359	1:29.864	16	45.517	1:30.584	55	1 LAP	1:32.658	55	1 LAP	1:34.530	55	1 LAP	1:38.832
46	1 LAP	1:32.996	44	53.997	1:33.400	78	2 LAPS	1:31.384	78	2 LAPS	1:34.797	78	2 LAPS	1:34.432
44	47.023	1:30.234	46	1 LAP	1:34.903	16	48.782	1:30.241	16	55.137	1:34.046	16	20.370	1:34.443
91	8 LAPS	1:37.520	73	2 LAPS	1:29.102	44	1:00.507	1:33.486	44	1:09.472	1:36.656	44	38.119	1:37.857
73	2 LAPS	1:29.607	91	8 LAPS	1:36.289	73	2 LAPS	1:32.177	73	2 LAPS	1:36.828	73	2 LAPS	1:38.192
74	10 LAPS	1:31.792	74	10 LAPS	1:31.291	46	1 LAP	1:34.507	46	1 LAP	1:36.678	46	1 LAP	1:37.458
99	2 LAPS	1:31.413	99	2 LAPS	1:31.536	74	10 LAPS	1:32.352	74	10 LAPS	1:37.009	74	10 LAPS	1:36.319
19	2 LAPS	1:32.500	19	2 LAPS	1:32.438	99	2 LAPS	1:32.618	99	2 LAPS	1:36.403	99	2 LAPS	1:36.565
36	4 LAPS	1:45.812				19	2 LAPS	1:33.272	19	2 LAPS	1:35.387	19	2 LAPS	1:35.737
4	3 LAPS	1:39.493												

**Gentleman Drivers**  
**RACE 5 - LAP CHART**

Lap 46			Lap 47			Lap 48			Lap 49			Lap 50		
No	Behind	Laptime	No	Behind	Laptime	No	Behind	Laptime	No	Behind	Laptime	No	Behind	Laptime
40		2:09.089	40		1:55.515	40		1:27.036	40		1:25.061	40		1:25.514
79	1 LAP	2:08.942	79	1 LAP	1:55.861	88	2 LAPS	1:27.329	48	2 LAPS	1:29.876	48	2 LAPS	1:29.942
88	2 LAPS	2:08.949	88	2 LAPS	1:56.162	48	2 LAPS	1:29.069	16	16.298	1:30.338	16	20.610	1:29.826
4	4 LAPS	2:09.757	4	4 LAPS	1:55.896	16	11.021	1:31.572	73	2 LAPS	1:29.799	73	2 LAPS	1:28.693
36	5 LAPS	1:57.719	48	2 LAPS	1:54.758	78	2 LAPS	1:33.847	78	2 LAPS	1:31.824	78	2 LAPS	1:30.077
48	2 LAPS	1:57.949	36	5 LAPS	1:55.456	55	1 LAP	1:35.487	55	1 LAP	1:32.645	55	1 LAP	1:31.257
55	1 LAP	1:57.858	55	1 LAP	1:54.565	73	2 LAPS	1:33.897	46	1 LAP	1:32.281	74	10 LAPS	1:31.891
78	2 LAPS	1:57.727	78	2 LAPS	1:53.869	4	4 LAPS	1:40.014	74	10 LAPS	1:32.462	46	1 LAP	1:33.705
16	9.007	1:57.726	16	6.485	1:52.993	46	1 LAP	1:34.944	99	2 LAPS	1:32.097	99	2 LAPS	1:32.114
44	10.471	1:41.441	44	7.513	1:52.557	74	10 LAPS	1:33.520	19	2 LAPS	1:33.569	19	2 LAPS	1:31.454
73	2 LAPS	1:41.252	73	2 LAPS	1:51.982	44	18.738	1:38.261	4	4 LAPS	1:39.438	4	4 LAPS	1:38.302
46	1 LAP	1:41.443	46	1 LAP	1:52.189	99	2 LAPS	1:34.406	36	5 LAPS	1:46.211	36	5 LAPS	1:44.626
74	10 LAPS	1:36.660	74	10 LAPS	1:52.561	19	2 LAPS	1:33.926	44	51.068	1:57.391 P	79	1:21.583	1:24.600
99	2 LAPS	1:36.516	99	2 LAPS	1:52.465	36	5 LAPS	1:49.016	79	1:22.497	1:24.708			
19	2 LAPS	1:35.090	19	2 LAPS	1:52.187	79	1:22.850	1:24.143						
			79	1:25.743	1:24.971									

**Gentleman Drivers**  
**RACE 5 - LAP CHART**

Lap 51			Lap 52			Lap 53			Lap 54			Lap 55		
No	Behind	Laptime	No	Behind	Laptime	No	Behind	Laptime	No	Behind	Laptime	No	Behind	Laptime
40		1:26.029	40		1:26.268	40		1:25.859	40		1:25.781	40		1:26.455
48	2 LAPS	1:31.662 P	36	6 LAPS	1:46.235	36	6 LAPS	1:45.547	16	36.484	1:30.056	4	5 LAPS	1:38.368
16	24.356	1:29.775	16	28.602	1:30.514	16	32.209	1:29.466	73	2 LAPS	1:29.537	73	2 LAPS	1:28.958
73	2 LAPS	1:28.505	73	2 LAPS	1:30.471	73	2 LAPS	1:29.868	48	3 LAPS	1:29.342	16	42.967	1:32.938 P
78	2 LAPS	1:32.515	78	2 LAPS	1:30.138	48	3 LAPS	3:08.113 P	78	2 LAPS	1:31.151	48	3 LAPS	1:30.539
55	1 LAP	1:31.080	55	1 LAP	1:30.520	78	2 LAPS	1:30.041	55	1 LAP	1:31.489	78	2 LAPS	1:30.566
74	10 LAPS	1:31.381	74	10 LAPS	1:31.189	55	1 LAP	1:31.075	36	6 LAPS	1:56.756 P	55	1 LAP	1:30.782
99	2 LAPS	1:31.709	99	2 LAPS	1:30.786	74	10 LAPS	1:31.492	74	10 LAPS	1:31.553	74	10 LAPS	1:31.219
46	1 LAP	1:33.595	46	1 LAP	1:32.105	99	2 LAPS	1:31.102	99	2 LAPS	1:31.411	99	2 LAPS	1:31.201
19	2 LAPS	1:32.381	19	2 LAPS	1:32.156	46	1 LAP	1:31.893	19	2 LAPS	1:31.562	19	2 LAPS	1:31.620
4	4 LAPS	1:39.012	4	4 LAPS	1:38.420	19	2 LAPS	1:31.714	46	1 LAP	1:33.324	46	1 LAP	1:32.361
79	1:20.799	1:25.245	79	1:19.303	1:24.772	79	1:18.933	1:25.489	79	1:18.217	1:25.065	79	1:17.245	1:25.483
						4	4 LAPS	1:38.906						

**Gentleman Drivers**  
**RACE 5 - LAP CHART**

Lap 56			Lap 57			Lap 58			Lap 59		
No	Behind	Laptime	No	Behind	Laptime	No	Behind	Laptime	No	Behind	Laptime
40		1:25.733	40		1:25.760	40		1:26.075	40		1:26.096
4	5 LAPS	1:37.520	4	5 LAPS	1:38.443	16	1 LAP	1:31.248	16	1 LAP	1:30.806
36	7 LAPS	2:22.067 P	36	7 LAPS	1:42.993	46	2 LAPS	1:45.008 P	73	2 LAPS	1:29.323
73	2 LAPS	1:28.250	73	2 LAPS	1:28.845	73	2 LAPS	1:28.882	48	3 LAPS	1:29.146
48	3 LAPS	1:29.502	48	3 LAPS	1:29.608	4	5 LAPS	1:49.615 P	78	2 LAPS	1:31.852
78	2 LAPS	1:30.215	78	2 LAPS	1:31.261	48	3 LAPS	1:29.719	79	1:13.144	1:25.032
55	1 LAP	1:31.543	55	1 LAP	1:30.954	36	7 LAPS	1:45.971	55	1 LAP	1:32.567
74	10 LAPS	1:32.041	74	10 LAPS	1:31.592	78	2 LAPS	1:30.522	36	7 LAPS	1:45.893
99	2 LAPS	1:32.309	99	2 LAPS	1:31.243	55	1 LAP	1:32.457	74	10 LAPS	1:30.653
19	2 LAPS	1:31.898	79	1:15.375	1:24.578	79	1:14.208	1:24.908	99	2 LAPS	1:30.540
46	1 LAP	1:33.507	19	2 LAPS	1:33.604	74	10 LAPS	1:31.135	19	2 LAPS	1:33.314
79	1:16.557	1:25.045				99	2 LAPS	1:31.186			
16	1:21.725	2:04.491 P				19	2 LAPS	1:33.079			