



MASTERS TOP HAT RACE DAY

Donington Park National

5th May 2008



Results Provided by Timing Solutions Ltd
www.tsl-timing.com

Oldies but Goldies

QUALIFYING RACE 1 - CLASSIFICATION

POS	NO	CL	NAME	ENTRY	TIME	ON	LAPS	GAP	DIFF	KPH
1	22	A	Paul de HAVILLAND	Jaguar XK 150 FHC	1:54.314	6	11			99.19
2	11	B	DODKINS/ADLINGTON	MG Magnette	1:55.948	6	10	1.634	1.634	97.79
3	31	B	Grant CLEARWATER	Ford Zephyr	1:56.398	3	10	2.084	0.450	97.42
4	27	S	Richard POSTINS	Austin A40	1:56.648	4	9	2.334	0.250	97.21
5	55	B	Alistair DYSON	Ford Zephyr MKII	1:58.086	11	13	3.772	1.438	96.02
6	2	A	WOODLEY/ROWLEY	Austin A105	1:58.089	10	11	3.775	0.003	96.02
7	32	B	Adam EALAND	Triumph TR3A	1:58.259	5	9	3.945	0.170	95.88
8	20	A	HARRIS/TART	Jaguar MK7	1:58.733	10	11	4.419	0.474	95.50
9	25	S	Russell MARTIN	Morris Minor	1:59.509	6	12	5.195	0.776	94.88
10	33	C	CAWTHORN/CAWTHORN	Wolseley 1500	1:59.522	5	9	5.208	0.013	94.87
11	66	S	Anthony ROBINSON	Austin A35	1:59.548	6	12	5.234	0.026	94.85
12	17	B	COLLEY/SNOWDON	Hillman Minx	1:59.583	4	10	5.269	0.035	94.82
13	61	C	Michael PEET	Sunbeam Rapier S3	1:59.734	9	10	5.420	0.151	94.70
14	42	B	GITTINGS/DRON	Ford Zodiac	2:00.423	4	5	6.109	0.689	94.16
15	52	B	ALLEN/CHASE-GARDENER	Aston Martin DB2	2:00.885	3	10	6.571	0.462	93.80
16	4	S	William LYNCH	Austin A35	2:02.011	7	9	7.697	1.126	92.93
17	86	S	ELSON/PRESTON	Austin A40 Farina	2:02.522	2	5	8.208	0.511	92.55
18	29	B	David GRIFFITHS	Standard Vanguard III	2:04.993	6	7	10.679	2.471	90.72
19	67	C	Pete FLATT	Riley 1.5	2:05.895	3	5	11.581	0.902	90.07
20	10	S	MCNEILL/MCNEILL	Standard 10	2:06.291	8	10	11.977	0.396	89.78
21	49	D	KELLETT/KELLETT	Morris Minor	2:08.372	7	7	14.058	2.081	88.33
22	5	A	DONEGAN/DONEGAN	Humber Super Snipe MKII	2:08.962	8	8	14.648	0.590	87.93
23	7	B	PRITCHARD/VAUGHAN	Ford Zephyr MK1	2:09.901	4	9	15.587	0.939	87.29
24	44	S	RYAN/DAVIS	Austin A35	2:12.384	1	3	18.070	2.483	85.65
25	50	B	Peter BLANCHETT	Austin A50	2:13.537	8	8	19.223	1.153	84.91

Cars 10, 32, 55 & 86 Transponders not working - FIX or YOU WILL BE IGNORED IN THE RACE

Cars 2, 4 & 42 - Transponders are incorrectly mounted - please contact Timekeepers

Weather / Track : Bright / Wet

These results are provisional until the conclusion of any judicial and technical matters.

Donington Park National
Circuit Length = 3149 metres
Start: 09:10 End: 09:37

Clerk of Course :	Timekeeper :
-------------------	--------------

Oldies but Goldies

QUALIFYING RACE 1 - LAP ANALYSIS

2	WOODLEY/ROWLEY		Austin A105				
1 -	2:16.177	+ 18.088	9:13:15.369	7 -	5:24.806	+ 3:26.717	9:28:58.948
2 -	2:08.024	+ 9.935	9:15:23.393	8 -	2:02.578	+ 4.489	9:31:01.526
3 -	2:05.420	+ 7.331	9:17:28.813	9 -	1:59.006	+ 0.917	9:33:00.532
4 -	2:03.574	+ 5.485	9:19:32.387	10 -	1:58.089		9:34:58.621
5 -	2:00.714	+ 2.625	9:21:33.101	11 -	1:59.327	+ 1.238	9:36:57.948
6 -	2:01.041	+ 2.952	9:23:34.142				
4	William LYNCH		Austin A35				
1 -	2:06.379	+ 4.368	9:12:50.175	6 -	2:02.178	+ 0.167	9:30:44.551
2 -	2:10.392	+ 8.381	9:15:00.567	7 -	2:02.011		9:32:46.562
3 -	2:02.127	+ 0.116	9:17:02.694	8 -	2:04.108	+ 2.097	9:34:50.670
4 -	2:04.418	+ 2.407	9:19:07.112	9 -	2:04.358	+ 2.347	9:36:55.028
5 -	9:35.261	+ 7:33.250	9:28:42.373				
5	DONEGAN/DONEGAN		Humber Super Snipe MKII				
1 -	2:18.346	+ 9.384	9:13:34.855	5 -	2:12.921	+ 3.959	9:26:00.678
2 -	2:09.720	+ 0.758	9:15:44.575	6 -	5:28.455	+ 3:19.493	9:31:29.133
3 -	5:51.826	+ 3:42.864	9:21:36.401	7 -	2:09.910	+ 0.948	9:33:39.043
4 -	2:11.356	+ 2.394	9:23:47.757	8 -	2:08.962		9:35:48.005
7	PRITCHARD/VAUGHAN		Ford Zephyr MK1				
1 -	2:11.390	+ 1.489	9:12:40.734	6 -	2:15.060	+ 5.159	9:29:10.993
2 -	2:34.199	+ 24.298	9:15:14.933	7 -	2:19.206	+ 9.305	9:31:30.199
3 -	2:14.499	+ 4.598	9:17:29.432	8 -	2:15.263	+ 5.362	9:33:45.462
4 -	2:09.901		9:19:39.333	9 -	2:14.541	+ 4.640	9:36:00.003
5 -	7:16.600	+ 5:06.699	9:26:55.933				
10	MCNEILL/MCNEILL		Standard 10				
1 -	2:35.547	+ 29.256	9:13:13.385	6 -	6:07.133	+ 4:00.842	9:27:59.511
2 -	2:10.537	+ 4.246	9:15:23.922	7 -	2:14.824	+ 8.533	9:30:14.335
3 -	2:09.657	+ 3.366	9:17:33.579	8 -	2:06.291		9:32:20.626
4 -	2:08.605	+ 2.314	9:19:42.184	9 -	2:15.888	+ 9.597	9:34:36.514
5 -	2:10.194	+ 3.903	9:21:52.378	10 -	2:06.768	+ 0.477	9:36:43.282
11	DODKINS/ADLINGTON		MG Magnette				
1 -	2:05.075	+ 9.127	9:13:21.559	6 -	1:55.948		9:23:16.956
2 -	2:00.204	+ 4.256	9:15:21.763	7 -	7:11.008	+ 5:15.060	9:30:27.964
3 -	1:57.950	+ 2.002	9:17:19.713	8 -	2:02.233	+ 6.285	9:32:30.197
4 -	2:03.892	+ 7.944	9:19:23.605	9 -	2:02.763	+ 6.815	9:34:32.960
5 -	1:57.403	+ 1.455	9:21:21.008	10 -	2:02.243	+ 6.295	9:36:35.203
17	COLLEY/SNOWDON		Hillman Minx				
1 -	2:15.082	+ 15.499	9:12:49.414	6 -	2:02.786	+ 3.203	9:27:02.387
2 -	2:06.761	+ 7.178	9:14:56.175	7 -	2:06.303	+ 6.720	9:29:08.690
3 -	1:59.993	+ 0.410	9:16:56.168	8 -	2:02.926	+ 3.343	9:31:11.616
4 -	1:59.583		9:18:55.751	9 -	2:03.696	+ 4.113	9:33:15.312
5 -	6:03.850	+ 4:04.267	9:24:59.601	10 -	2:03.263	+ 3.680	9:35:18.575
20	HARRIS/TART		Jaguar MK7				
1 -	2:15.742	+ 17.009	9:12:48.373	7 -	1:58.931	+ 0.198	9:25:13.943
2 -	2:14.986	+ 16.253	9:15:03.359	8 -	5:24.802	+ 3:26.069	9:30:38.745
3 -	2:06.160	+ 7.427	9:17:09.519	9 -	2:00.828	+ 2.095	9:32:39.573
4 -	2:03.067	+ 4.334	9:19:12.586	10 -	1:58.733		9:34:38.306
5 -	2:01.376	+ 2.643	9:21:13.962	11 -	1:58.987	+ 0.254	9:36:37.293
6 -	2:01.050	+ 2.317	9:23:15.012				
22	Paul de HAVILLAND		Jaguar XK 150 FHC				
1 -	2:10.218	+ 15.904	9:12:45.082	7 -	2:02.773	+ 8.459	9:24:42.194
2 -	2:05.352	+ 11.038	9:14:50.434	8 -	2:07.129	+ 12.815	9:26:49.323
3 -	1:58.883	+ 4.569	9:16:49.317	9 -	2:07.310	+ 12.996	9:28:56.633
4 -	1:56.360	+ 2.046	9:18:45.677	10 -	1:56.844	+ 2.530	9:30:53.477
5 -	1:59.430	+ 5.116	9:20:45.107	11 -	1:55.742	+ 1.428	9:32:49.219

Cars 10, 32, 55 & 86 Transponders not working - FIX or YOU WILL BE IGNORED IN THE RACE
 Cars 2, 4 & 42 - Transponders are incorrectly mounted - please contact Timekeepers
 Weather / Track : Bright / Wet

Donington Park National
 Circuit Length = 3149 metres
 Start: 09:10 End: 09:37

Oldies but Goldies

QUALIFYING RACE 1 - LAP ANALYSIS

6 -	1:54.314		9:22:39.421			
25	Russell MARTIN		Morris Minor			
1 -	2:13.887	+ 14.378	9:13:15.547	7 -	2:04.243	+ 4.734
2 -	2:08.652	+ 9.143	9:15:24.199	8 -	2:00.619	+ 1.110
3 -	2:05.431	+ 5.922	9:17:29.630	9 -	1:59.908	+ 0.399
4 -	2:02.793	+ 3.284	9:19:32.423	10 -	2:02.874	+ 3.365
5 -	2:04.878	+ 5.369	9:21:37.301	11 -	2:00.591	+ 1.082
6 -	1:59.509		9:23:36.810	12 -	2:00.954	+ 1.445
9:25:41.053						
9:27:41.672						
9:29:41.580						
9:31:44.454						
9:33:45.045						
9:35:45.999						
27	Richard POSTINS		Austin A40			
1 -	5:25.358	+ 3:28.710	9:16:34.821	6 -	5:53.665	+ 3:57.017
2 -	1:57.022	+ 0.374	9:18:31.843	7 -	1:57.284	+ 0.636
3 -	1:57.852	+ 1.204	9:20:29.695	8 -	1:56.940	+ 0.292
4 -	1:56.648		9:22:26.343	9 -	2:00.067	+ 3.419
5 -	1:58.264	+ 1.616	9:24:24.607			
9:30:18.272						
9:32:15.556						
9:34:12.496						
9:36:12.563						
29	David GRIFFITHS		Standard Vanguard III			
1 -	2:20.916	+ 15.923	9:13:10.116	5 -	2:06.370	+ 1.377
2 -	2:11.795	+ 6.802	9:15:21.911	6 -	2:04.993	
3 -	2:17.366	+ 12.373	9:17:39.277	7 -	2:13.787	+ 8.794
4 -	2:13.475	+ 8.482	9:19:52.752			
9:21:59.122						
9:24:04.115						
9:26:17.902						
31	Grant CLEARWATER		Ford Zephyr			
1 -	2:15.816	+ 19.418	9:13:36.388	6 -	2:01.243	+ 4.845
2 -	2:06.612	+ 10.214	9:15:43.000	7 -	2:00.234	+ 3.836
3 -	1:56.398		9:17:39.398	8 -	1:57.205	+ 0.807
4 -	2:00.717	+ 4.319	9:19:40.115	9 -	2:00.110	+ 3.712
5 -	1:58.353	+ 1.955	9:21:38.468	10 -	2:00.109	+ 3.711
9:23:39.711						
9:25:39.945						
9:27:37.150						
9:29:37.260						
9:31:37.369						
32	Adam EALAND		Triumph TR3A			
1 -	2:12.118	+ 13.859	9:13:35.131	6 -	1:58.396	+ 0.137
2 -	2:03.559	+ 5.300	9:15:38.690	7 -	1:59.438	+ 1.179
3 -	1:58.826	+ 0.567	9:17:37.516	8 -	2:02.952	+ 4.693
4 -	2:02.181	+ 3.922	9:19:39.697	9 -	2:01.154	+ 2.895
5 -	1:58.259		9:21:37.956			
9:23:36.352						
9:25:35.790						
9:27:38.742						
9:29:39.896						
33	CAWTHORN/CAWTHORN		Wolseley 1500			
1 -	2:09.783	+ 10.261	9:13:07.433	6 -	5:31.591	+ 3:32.069
2 -	2:08.598	+ 9.076	9:15:16.031	7 -	2:07.268	+ 7.746
3 -	2:05.271	+ 5.749	9:17:21.302	8 -	2:08.752	+ 9.230
4 -	2:01.730	+ 2.208	9:19:23.032	9 -	2:08.399	+ 8.877
5 -	1:59.522		9:21:22.554			
9:26:54.145						
9:29:01.413						
9:31:10.165						
9:33:18.564						
42	GITTINGS/DRON		Ford Zodiac			
1 -	2:13.176	+ 12.753	9:13:24.154	4 -	2:00.423	
2 -	2:03.230	+ 2.807	9:15:27.384	5 -	2:01.000	+ 0.577
3 -	2:05.864	+ 5.441	9:17:33.248			
9:19:33.671						
9:21:34.671						
44	RYAN/DAVIS		Austin A35			
1 -	2:12.384		9:18:04.673	3 -	2:31.231	+ 18.847
2 -	2:57.605	+ 45.221	9:21:02.278			
9:23:33.509						
49	KELLETT/KELLETT		Morris Minor			
1 -	2:36.564	+ 28.192	9:13:34.324	5 -	2:14.346	+ 5.974
2 -	2:25.138	+ 16.766	9:15:59.462	6 -	5:54.977	+ 3:46.605
3 -	2:16.958	+ 8.586	9:18:16.420	7 -	2:08.372	
4 -	2:18.334	+ 9.962	9:20:34.754			
9:22:49.100						
9:28:44.077						
9:30:52.449						
50	Peter BLANCHETT		Austin A50			
1 -	2:23.620	+ 10.083	9:19:56.708	5 -	2:16.131	+ 2.594
2 -	2:16.613	+ 3.076	9:22:13.321	6 -	2:17.895	+ 4.358
3 -	2:17.679	+ 4.142	9:24:31.000	7 -	2:16.773	+ 3.236
4 -	2:27.267	+ 13.730	9:26:58.267	8 -	2:13.537	
9:29:14.398						
9:31:32.293						
9:33:49.066						
9:36:02.603						

Cars 10, 32, 55 & 86 Transponders not working - FIX or YOU WILL BE IGNORED IN THE RACE
 Cars 2, 4 & 42 - Transponders are incorrectly mounted - please contact Timekeepers
 Weather / Track : Bright / Wet

Donington Park National
 Circuit Length = 3149 metres
 Start: 09:10 End: 09:37

Oldies but Goldies

QUALIFYING RACE 1 - LAP ANALYSIS


52	ALLEN/CHASE-GARDENER		Aston Martin DB2				
1 -	2:15.874	+ 14.989	9:13:34.094	6 -	5:24.140	+ 3:23.255	9:27:16.876
2 -	2:05.891	+ 5.006	9:15:39.985	7 -	2:11.375	+ 10.490	9:29:28.251
3 -	2:00.885		9:17:40.870	8 -	2:08.086	+ 7.201	9:31:36.337
4 -	2:08.853	+ 7.968	9:19:49.723	9 -	2:10.693	+ 9.808	9:33:47.030
5 -	2:03.013	+ 2.128	9:21:52.736	10 -	2:08.564	+ 7.679	9:35:55.594
55	Alistair DYSON		Ford Zephyr MKII				
1 -	2:11.193	+ 13.107	9:12:57.462	8 -	1:58.123	+ 0.037	9:27:00.781
2 -	2:05.031	+ 6.945	9:15:02.493	9 -	2:03.864	+ 5.778	9:29:04.645
3 -	2:01.158	+ 3.072	9:17:03.651	10 -	1:58.579	+ 0.493	9:31:03.224
4 -	2:01.623	+ 3.537	9:19:05.274	11 -	1:58.086		9:33:01.310
5 -	1:59.167	+ 1.081	9:21:04.441	12 -	1:58.709	+ 0.623	9:35:00.019
6 -	1:58.734	+ 0.648	9:23:03.175	13 -	1:59.421	+ 1.335	9:36:59.440
7 -	1:59.483	+ 1.397	9:25:02.658				
61	Michael PEET		Sunbeam Rapier S3				
1 -	2:22.424	+ 22.690	9:13:06.395	6 -	2:04.176	+ 4.442	9:23:45.101
2 -	2:09.250	+ 9.516	9:15:15.645	7 -	2:02.635	+ 2.901	9:25:47.736
3 -	2:14.783	+ 15.049	9:17:30.428	8 -	2:01.285	+ 1.551	9:27:49.021
4 -	2:07.892	+ 8.158	9:19:38.320	9 -	1:59.734		9:29:48.755
5 -	2:02.605	+ 2.871	9:21:40.925	10 -	2:05.183	+ 5.449	9:31:53.938
66	Anthony ROBINSON		Austin A35				
1 -	2:23.935	+ 24.387	9:13:25.104	7 -	2:03.000	+ 3.452	9:25:51.322
2 -	2:05.748	+ 6.200	9:15:30.852	8 -	2:02.886	+ 3.338	9:27:54.208
3 -	2:06.030	+ 6.482	9:17:36.882	9 -	2:01.062	+ 1.514	9:29:55.270
4 -	2:08.909	+ 9.361	9:19:45.791	10 -	2:01.591	+ 2.043	9:31:56.861
5 -	2:02.983	+ 3.435	9:21:48.774	11 -	2:02.264	+ 2.716	9:33:59.125
6 -	1:59.548		9:23:48.322	12 -	2:01.265	+ 1.717	9:36:00.390
67	Pete FLATT		Riley 1.5				
1 -	2:13.547	+ 7.652	9:13:20.135	4 -	2:09.059	+ 3.164	9:19:43.332
2 -	2:08.243	+ 2.348	9:15:28.378	5 -	16:52.881	+ 14:46.986	9:36:36.213
3 -	2:05.895		9:17:34.273				
86	ELSON/PRESTON		Austin A40 Farina				
1 -	2:13.855	+ 11.333	9:13:22.289	4 -	1:32.490 D	+ -30.032	9:19:05.274
2 -	2:02.522		9:15:24.811	5 -	2:18.409	+ 15.887	9:21:23.683
3 -	2:07.973	+ 5.451	9:17:32.784				

Cars 10, 32, 55 & 86 Transponders not working - FIX or YOU WILL BE IGNORED IN THE RACE
 Cars 2, 4 & 42 - Transponders are incorrectly mounted - please contact Timekeepers
 Weather / Track : Bright / Wet

Donington Park National
 Circuit Length = 3149 metres
 Start: 09:10 End: 09:37

Oldies but Goldies

RACE 1 - GRID

ROW 13	2:13.537 50 Peter BLANCHETT		
ROW 12		2:09.901 7 PRITCHARD/VAUGHAN	2:12.384 44 RYAN/DAVIS
ROW 11	2:08.372 49 KELLETT/KELLETT		2:08.962 5 DONEGAN/DONEGAN
ROW 10		2:05.895 67 Pete FLATT	2:06.291 10 MCNEILL/MCNEILL
ROW 9	2:02.522 86 ELSON/PRESTON		2:04.993 29 David GRIFFITHS
ROW 8		2:00.885 52 ALLEN/CHASE-GARDENER	2:02.011 4 William LYNCH
ROW 7	1:59.734 61 Michael PEET		2:00.423 42 GITTINGS/DRON
ROW 6		1:59.548 66 Anthony ROBINSON	1:59.583 17 COLLEY/SNOWDON
ROW 5	1:59.509 25 Russell MARTIN		1:59.522 33 CAWTHORN/CAWTHORN
ROW 4		1:58.259 32 Adam EALAND	1:58.733 20 HARRIS/TART
ROW 3	1:58.086 55 Alistair DYSON		1:58.089 2 WOODLEY/ROWLEY
ROW 2		1:56.398 31 Grant CLEARWATER	1:56.648 27 Richard POSTINS
ROW 1	1:54.314 22 Paul de HAVILLAND		1:55.948 11 DODKINS/ADLINGTON
Pole			
			

Donington Park National
Circuit Length = 3149 metres

Clerk of Course :		Timekeeper :

Cloth Cap with XK Challenge

QUALIFYING RACE 2 - CLASSIFICATION - AMENDED

POS	NO	CL	NAME	ENTRY	TIME	ON	LAPS	GAP	DIFF	KPH
1	68	I	Mark WRIGHT	Piper GTT	1:45.514	5	10			107.47
2	71	A	Roger WILLS	Chevrolet Corvette String Ray	1:46.087	4	13	0.573	0.573	106.89
3	72	A	Jamie BOOT	TVR Griffith	1:46.773	8	13	1.259	0.686	106.20
4	99	B	WHITAKER/HALES	TVR Griffith	1:48.503	4	14	2.989	1.730	104.50
5	3	XK	Rob NEWALL	Jaguar XK 120	1:49.627	5	13	4.113	1.124	103.43
6	20	XK	O'SHEA/KEENE	Jaguar XK 150S	1:49.645	4	12	4.131	0.018	103.42
7	93	A	Harry WYNDHAM	Jaguar E-Type	1:49.649	3	13	4.135	0.004	103.41
8	22	A	Tom HARRIS	Jaguar E-Type	1:50.247	5	12	4.733	0.598	102.85
9	65	B	Peter THOMPSON	Marcos 1800 GT	1:50.834	6	12	5.320	0.587	102.31
10	39	B	Ian COX	Marcos 1800 GT	1:50.947	5	13	5.433	0.113	102.20
11	19	A	CHILES SNR/INGRAM	AC Cobra	1:51.294	4	12	5.780	0.347	101.88
12	2	XK	KEITH-LUCAS/FLOYD	Jaguar XK 120 Roadstar	1:51.323	3	12	5.809	0.029	101.86
13	24	B	TICE/CONOLEY	Marcos 1800 GT	1:51.409	5	11	5.895	0.086	101.78
14	23	XK	LOVE/KEEN	Jaguar XK 150	1:51.450	3	10	5.936	0.041	101.74
15	47	A	Chris SCRAGG	Jaguar E-Type	1:51.632	4	10	6.118	0.182	101.58
16	8	XK	ZIEGLER/SALMON	Jaguar XK 120	1:52.263	4	10	6.749	0.631	101.00
17	21	XK	WENMAN/VENABLES	Jaguar XK 120	1:52.363	7	12	6.849	0.100	100.91
18	5	A	Leo VOYAZIDES	AC Cobra	1:52.396	7	13	6.882	0.033	100.89
19	67	XD	Andrew MOORE	Jaguar XK 120	1:52.744	5	13	7.230	0.348	100.57
20	114	A	TYZACK/CLEVELY	TVR Griffith	1:52.849	6	12	7.335	0.105	100.48
21	16	XK	DAVIES ROBERTS/KEITH	Jaguar XK 150	1:53.723	6	12	8.209	0.874	99.71
22	36	D	DAVIS/MITCHAM	Austin Healey Sebring Sprite	1:53.944	6	11	8.430	0.221	99.51
23	15	XK	John BURTON	Jaguar XK 120 FHC	1:53.993	6	9	8.479	0.049	99.47
24	7	D	Mike HAIGH	Lenham Healey Le Mans	1:54.620	6	9	9.106	0.627	98.93
25	14	XK	Colin YOULE	Jaguar XK 120	1:55.058	7	8	9.544	0.438	98.55
26	13	XK	ROCHEZ/MILLS	Jaguar XK 150 FHC	1:56.133	4	12	10.619	1.075	97.64
27	40	XK	KEITH-LUCAS/KEITH-LUCAS	Jaguar XK 150S FHC	1:56.432	5	11	10.918	0.299	97.39
28	44	XD	SKIPWORTH/BATT	Jaguar XK 120	1:56.960	4	11	11.446	0.528	96.95
29	29	B	David GRIFFITHS	MGB Roadster	1:57.434	3	8	11.920	0.474	96.56
30	30	XD	Dick SKIPWORTH 1ST R	Jaguar XK 120	1:57.484	3	10	11.970	0.050	96.52
31	26	C	SEAMAN/GRIFFITHS	Lotus Elan 26R	1:57.642	5	9	12.128	0.158	96.39
32	9	XA	CHASE-GARDENER/ALLEN	Jaguar XK 140 SE	1:58.107	4	11	12.593	0.465	96.01
33	96	B	Mike BELL	Gilbern GT 1800	2:01.796	6	12	16.282	3.689	93.10
34	66	B	Michael PEARSON	Triumph TR4	2:01.896	9	12	16.382	0.100	93.02
35	6		Toby FOSTER	Jaguar XK 129 OTS	2:09.489	10	11	23.975	7.593	87.57

Cars 22, 29 & 96 - Transponders nor working - FIX or YOU WILL BE IGNORED IN THE RACE

Cars 3, 7 & 47 - Transponders incorrectly mounted - please contact Timekeepers

Weather / Track : Cloudy / Drying

These results are provisional until the conclusion of any judicial and technical matters.

Donington Park National
Circuit Length = 3149 metres
Start: 09:46 End: 10:17

Clerk of Course :		Timekeeper :
-------------------	--	--------------

Cloth Cap with XK Challenge

QUALIFYING RACE 2 - LAP ANALYSIS

2	KEITH-LUCAS/FLOYD		Jaguar XK 120 Roadstar				
1 -	2:08.369	+ 17.046	9:49:27.391	7 -	1:59.312	+ 7.989	10:04:42.212
2 -	1:53.636	+ 2.313	9:51:21.027	8 -	1:56.780	+ 5.457	10:06:38.992
3 -	1:51.323		9:53:12.350	9 -	1:54.455	+ 3.132	10:08:33.447
4 -	5:29.294	+ 3:37.971	9:58:41.644	10 -	1:54.339	+ 3.016	10:10:27.786
5 -	1:59.912	+ 8.589	10:00:41.556	11 -	1:56.137	+ 4.814	10:12:23.923
6 -	2:01.344	+ 10.021	10:02:42.900				
3	Rob NEWALL		Jaguar XK 120				
1 -	1:59.292	+ 9.665	9:49:36.091	7 -	1:51.874	+ 2.247	10:00:51.833
2 -	1:58.016	+ 8.389	9:51:34.107	8 -	1:52.736	+ 3.109	10:02:44.569
3 -	1:53.199	+ 3.572	9:53:27.306	9 -	1:56.094	+ 6.467	10:04:40.663
4 -	1:51.471	+ 1.844	9:55:18.777	10 -	1:56.236	+ 6.609	10:06:36.899
5 -	1:49.627		9:57:08.404	11 -	1:52.755	+ 3.128	10:08:29.654
6 -	1:51.555	+ 1.928	9:58:59.959	12 -	1:54.366	+ 4.739	10:10:24.020
5	VOYAZIDES/HOPE		AC Cobra				
1 -	1:59.272	+ 6.876	9:48:50.858	8 -	1:54.062	+ 1.666	10:02:16.652
2 -	1:56.586	+ 4.190	9:50:47.444	9 -	1:53.018	+ 0.622	10:04:09.670
3 -	1:58.144	+ 5.748	9:52:45.588	10 -	1:55.595	+ 3.199	10:06:05.265
4 -	1:57.898	+ 5.502	9:54:43.486	11 -	1:55.732	+ 3.336	10:08:00.997
5 -	1:53.488	+ 1.092	9:56:36.974	12 -	1:56.055	+ 3.659	10:09:57.052
6 -	1:53.220	+ 0.824	9:58:30.194	13 -	1:55.178	+ 2.782	10:11:52.230
7 -	1:52.396		10:00:22.590				
6	Toby FOSTER		Jaguar XK 129 OTS				
1 -	2:14.988	+ 5.499	9:49:30.000	7 -	2:10.872	+ 1.383	10:03:02.322
2 -	2:18.559	+ 9.070	9:51:48.559	8 -	2:10.776	+ 1.287	10:05:13.098
3 -	2:14.529	+ 5.040	9:54:03.088	9 -	2:17.350	+ 7.861	10:07:30.448
4 -	2:15.172	+ 5.683	9:56:18.260	10 -	2:09.489		10:09:39.937
5 -	2:12.268	+ 2.779	9:58:30.528	11 -	2:12.532	+ 3.043	10:11:52.469
6 -	2:20.922	+ 11.433	10:00:51.450				
7	Mike HAIGH		Lenham Healey Le Mans				
1 -	2:05.187	+ 10.567	9:49:01.582	6 -	1:54.620		9:58:47.949
2 -	2:00.831	+ 6.211	9:51:02.413	7 -	1:56.938	+ 2.318	10:00:44.887
3 -	1:58.176	+ 3.556	9:53:00.589	8 -	2:18.074	+ 23.454	10:03:02.961
4 -	1:57.000	+ 2.380	9:54:57.589	9 -	2:05.259	+ 10.639	10:05:08.220
5 -	1:55.740	+ 1.120	9:56:53.329				
8	ZIEGLER/SALMON		Jaguar XK 120				
1 -	2:06.137	+ 13.874	9:49:37.773	6 -	2:03.198	+ 10.935	10:03:23.701
2 -	2:02.665	+ 10.402	9:51:40.438	7 -	1:58.882	+ 6.619	10:05:22.583
3 -	1:53.836	+ 1.573	9:53:34.274	8 -	2:01.471	+ 9.208	10:07:24.054
4 -	1:52.263		9:55:26.537	9 -	1:58.730	+ 6.467	10:09:22.784
5 -	5:53.966	+ 4:01.703	10:01:20.503	10 -	2:08.422	+ 16.159	10:11:31.206
9	Paul CHASE-GARDENER		Jaguar XK 140 SE				
1 -	2:04.105	+ 5.998	9:49:18.874	6 -	2:03.733	+ 5.626	10:03:08.721
2 -	1:58.423	+ 0.316	9:51:17.297	7 -	2:02.595	+ 4.488	10:05:11.316
3 -	1:59.958	+ 1.851	9:53:17.255	8 -	2:05.784	+ 7.677	10:07:17.100
4 -	1:58.107		9:55:15.362	9 -	2:03.985	+ 5.878	10:09:21.085
5 -	5:49.626	+ 3:51.519	10:01:04.988	10 -	2:11.367	+ 13.260	10:11:32.452
13	Nik ROCHEZ		Jaguar XK 150 FHC				
1 -	2:06.467	+ 10.334	9:48:39.496	7 -	2:00.725	+ 4.592	10:04:05.416
2 -	2:03.498	+ 7.365	9:50:42.994	8 -	2:00.541	+ 4.408	10:06:05.957
3 -	1:59.945	+ 3.812	9:52:42.939	9 -	1:59.486	+ 3.353	10:08:05.443
4 -	1:56.133		9:54:39.072	10 -	1:59.823	+ 3.690	10:10:05.266
5 -	5:23.814	+ 3:27.681	10:00:02.886	11 -	2:00.545	+ 4.412	10:12:05.811
6 -	2:01.805	+ 5.672	10:02:04.691				

Cars 22, 29 & 96 - Transponders nor working - FIX or YOU WILL BE IGNORED IN THE RACE
 Cars 3, 7 & 47 - Transponders incorrectly mounted - please contact Timekeepers
 Weather / Track : Cloudy / Drying

Donington Park National
 Circuit Length = 3149 metres
 Start: 09:46 End: 10:17

Cloth Cap with XK Challenge

QUALIFYING RACE 2 - LAP ANALYSIS

14	Colin YOULE		Jaguar XK 120				
1 -	2:11.864	+ 16.806	9:49:34.359	5 -	1:57.501	+ 2.443	9:57:39.289
2 -	2:11.058	+ 16.000	9:51:45.417	6 -	1:56.832	+ 1.774	9:59:36.121
3 -	1:58.357	+ 3.299	9:53:43.774	7 -	1:55.058		10:01:31.179
4 -	1:58.014	+ 2.956	9:55:41.788				
15	John BURTON		Jaguar XK 120 FHC				
1 -	2:04.387	+ 10.394	9:49:43.922	5 -	1:54.888	+ 0.895	9:57:45.940
2 -	2:15.437	+ 21.444	9:51:59.359	6 -	1:53.993		9:59:39.933
3 -	1:57.314	+ 3.321	9:53:56.673	7 -	1:54.044	+ 0.051	10:01:33.977
4 -	1:54.379	+ 0.386	9:55:51.052	8 -	1:55.711	+ 1.718	10:03:29.688
16	DAVIES ROBERTS/KEITH		Jaguar XK 150				
1 -	2:06.181	+ 12.458	9:48:45.176	7 -	5:32.331	+ 3:38.608	10:04:04.174
2 -	2:00.747	+ 7.024	9:50:45.923	8 -	1:58.933	+ 5.210	10:06:03.107
3 -	1:58.266	+ 4.543	9:52:44.189	9 -	1:59.484	+ 5.761	10:08:02.591
4 -	1:58.074	+ 4.351	9:54:42.263	10 -	1:58.138	+ 4.415	10:10:00.729
5 -	1:55.857	+ 2.134	9:56:38.120	11 -	1:58.577	+ 4.854	10:11:59.306
6 -	1:53.723		9:58:31.843				
19	CHILES SNR/INGRAM		AC Cobra				
1 -	2:00.432	+ 9.138	9:49:03.217	7 -	1:51.792	+ 0.498	10:04:07.738
2 -	1:57.502	+ 6.208	9:51:00.719	8 -	1:56.731	+ 5.437	10:06:04.469
3 -	1:52.830	+ 1.536	9:52:53.549	9 -	1:55.279	+ 3.985	10:07:59.748
4 -	1:51.294		9:54:44.843	10 -	1:54.480	+ 3.186	10:09:54.228
5 -	5:39.178	+ 3:47.884	10:00:24.021	11 -	1:53.522	+ 2.228	10:11:47.750
6 -	1:51.925	+ 0.631	10:02:15.946				
20	Michael O'SHEA		Jaguar XK 150S				
1 -	2:11.812	+ 22.167	9:49:55.850	6 -	4:57.285	+ 3:07.640	10:05:04.488
2 -	4:36.455	+ 2:46.810	9:54:32.305	7 -	1:51.099	+ 1.454	10:06:55.587
3 -	1:49.645		9:56:21.950	8 -	1:50.790	+ 1.145	10:08:46.377
4 -	1:51.060	+ 1.415	9:58:13.010	9 -	1:50.538	+ 0.893	10:10:36.915
5 -	1:54.193	+ 4.548	10:00:07.203	10 -	1:50.158	+ 0.513	10:12:27.073
21	WENMAN/VENABLES		Jaguar XK 120				
1 -	2:05.708	+ 13.345	9:49:13.368	7 -	1:56.883	+ 4.520	10:04:42.542
2 -	1:58.749	+ 6.386	9:51:12.117	8 -	1:55.308	+ 2.945	10:06:37.850
3 -	1:54.270	+ 1.907	9:53:06.387	9 -	1:53.875	+ 1.512	10:08:31.725
4 -	1:52.434	+ 0.071	9:54:58.821	10 -	1:53.268	+ 0.905	10:10:24.993
5 -	5:54.475	+ 4:02.112	10:00:53.296	11 -	1:52.819	+ 0.456	10:12:17.812
6 -	1:52.363		10:02:45.659				
22	Tom HARRIS		Jaguar E-Type				
1 -	2:13.216	+ 22.969	9:49:11.938	7 -	2:02.679	+ 12.432	10:00:41.188
2 -	1:56.968	+ 6.721	9:51:08.906	8 -	5:28.143	+ 3:37.896	10:06:09.331
3 -	1:54.368	+ 4.121	9:53:03.274	9 -	2:00.666	+ 10.419	10:08:09.997
4 -	1:52.512	+ 2.265	9:54:55.786	10 -	1:58.842	+ 8.595	10:10:08.839
5 -	1:50.247		9:56:46.033	11 -	1:58.161	+ 7.914	10:12:07.000
6 -	1:52.476	+ 2.229	9:58:38.509				
23	LOVE/KEEN		Jaguar XK 150				
1 -	1:54.773	+ 3.323	9:48:59.408	6 -	2:11.820	+ 20.370	10:04:54.470
2 -	1:53.463	+ 2.013	9:50:52.871	7 -	2:12.821	+ 21.371	10:07:07.291
3 -	1:51.450		9:52:44.321	8 -	2:13.117	+ 21.667	10:09:20.408
4 -	7:47.051	+ 5:55.601	10:00:31.372	9 -	2:14.618	+ 23.168	10:11:35.026
5 -	2:11.278	+ 19.828	10:02:42.650				
24	TICE/CONOLEY		Marcos 1800 GT				
1 -	1:59.286	+ 7.877	9:50:54.739	6 -	5:35.596	+ 3:44.187	10:03:58.702
2 -	1:51.859	+ 0.450	9:52:46.598	7 -	1:55.119	+ 3.710	10:05:53.821
3 -	1:53.166	+ 1.757	9:54:39.764	8 -	1:56.274	+ 4.865	10:07:50.095
4 -	1:51.933	+ 0.524	9:56:31.697	9 -	1:54.698	+ 3.289	10:09:44.793

Cars 22, 29 & 96 - Transponders nor working - FIX or YOU WILL BE IGNORED IN THE RACE
 Cars 3, 7 & 47 - Transponders incorrectly mounted - please contact Timekeepers
 Weather / Track : Cloudy / Drying

Donington Park National
 Circuit Length = 3149 metres
 Start: 09:46 End: 10:17

Cloth Cap with XK Challenge

QUALIFYING RACE 2 - LAP ANALYSIS

5 -	1:51.409		9:58:23.106	10 -	1:54.001	+ 2.592	10:11:38.794
26	SEAMAN/GRIFFITHS		Lotus Elan 26R				
1 -	2:08.843	+ 11.201	9:49:49.157	5 -	1:57.642		9:57:51.600
2 -	2:02.044	+ 4.402	9:51:51.201	6 -	1:58.773	+ 1.131	9:59:50.373
3 -	2:00.650	+ 3.008	9:53:51.851	7 -	2:33.100	+ 35.458	10:02:23.473
4 -	2:02.107	+ 4.465	9:55:53.958	8 -	1:59.569	+ 1.927	10:04:23.042
29	David GRIFFITHS		MGB Roadster				
1 -	2:06.420	+ 8.986	9:48:40.545	5 -	2:03.013	+ 5.579	10:05:10.096
2 -	2:03.218	+ 5.784	9:50:43.763	6 -	2:08.201	+ 10.767	10:07:18.297
3 -	1:57.434		9:52:41.197	7 -	2:06.384	+ 8.950	10:09:24.681
4 -	10:25.886	+ 8:28.452	10:03:07.083	8 -	2:11.122	+ 13.688	10:11:35.803
30	Dick SKIPWORTH 1ST R		Jaguar XK 120				
1 -	2:06.960	+ 22.311	9:49:35.913	6 -	2:01.012	+ 16.363	9:59:39.803
2 -	2:09.505	+ 24.856	9:51:45.418	7 -	2:02.096	+ 17.447	10:01:41.899
3 -	1:57.484	+ 12.835	9:53:42.902	8 -	1:44.649		10:03:26.548
4 -	1:58.036	+ 13.387	9:55:40.938	9 -	6:57.656	+ 5:13.007	10:10:24.204
5 -	1:57.853	+ 13.204	9:57:38.791	10 -	2:08.884	+ 24.235	10:12:33.088
36	DAVIS/MITCHAM		Austin Healey Sebring Sprite				
1 -	2:12.528	+ 18.584	9:49:22.174	6 -	1:55.075	+ 1.131	10:04:16.651
2 -	2:08.843	+ 14.899	9:51:31.017	7 -	1:54.449	+ 0.505	10:06:11.100
3 -	7:01.690	+ 5:07.746	9:58:32.707	8 -	1:57.570	+ 3.626	10:08:08.670
4 -	1:54.925	+ 0.981	10:00:27.632	9 -	1:57.009	+ 3.065	10:10:05.679
5 -	1:53.944		10:02:21.576	10 -	1:55.561	+ 1.617	10:12:01.240
39	Ian COX		Marcos 1800 GT				
1 -	1:58.918	+ 7.971	9:49:14.055	8 -	1:51.663	+ 0.716	10:02:24.792
2 -	1:54.407	+ 3.460	9:51:08.462	9 -	1:53.129	+ 2.182	10:04:17.921
3 -	1:53.953	+ 3.006	9:53:02.415	10 -	1:54.281	+ 3.334	10:06:12.202
4 -	1:52.114	+ 1.167	9:54:54.529	11 -	1:55.261	+ 4.314	10:08:07.463
5 -	1:50.947		9:56:45.476	12 -	1:56.447	+ 5.500	10:10:03.910
6 -	1:51.363	+ 0.416	9:58:36.839	13 -	1:53.799	+ 2.852	10:11:57.709
7 -	1:56.290	+ 5.343	10:00:33.129				
40	KEITH-LUCAS/KEITH-LUCAS		Jaguar XK 150S FHC				
1 -	2:06.296	+ 9.864	9:49:43.006	6 -	6:51.058	+ 4:54.626	10:04:33.887
2 -	2:06.115	+ 9.683	9:51:49.121	7 -	2:06.483	+ 10.051	10:06:40.370
3 -	1:59.963	+ 3.531	9:53:49.084	8 -	2:03.213	+ 6.781	10:08:43.583
4 -	1:57.313	+ 0.881	9:55:46.397	9 -	2:05.634	+ 9.202	10:10:49.217
5 -	1:56.432		9:57:42.829	10 -	2:07.348	+ 10.916	10:12:56.565
44	SKIPWORTH/BATT		Jaguar XK 120				
1 -	2:03.869	+ 6.909	9:49:39.091	6 -	2:05.073	+ 8.113	10:03:29.670
2 -	2:09.597	+ 12.637	9:51:48.688	7 -	2:09.794	+ 12.834	10:05:39.464
3 -	1:59.550	+ 2.590	9:53:48.238	8 -	2:11.177	+ 14.217	10:07:50.641
4 -	1:56.960		9:55:45.198	9 -	2:05.033	+ 8.073	10:09:55.674
5 -	5:39.399	+ 3:42.439	10:01:24.597	10 -	2:05.580	+ 8.620	10:12:01.254
47	Chris SCRAGG		Jaguar E-Type				
1 -	1:56.681	+ 5.049	9:48:25.615	6 -	1:52.012	+ 0.380	9:57:52.212
2 -	1:56.846	+ 5.214	9:50:22.461	7 -	2:02.145	+ 10.513	9:59:54.357
3 -	1:53.036	+ 1.404	9:52:15.497	8 -	1:52.510	+ 0.878	10:01:46.867
4 -	1:51.632		9:54:07.129	9 -	1:54.837	+ 3.205	10:03:41.704
5 -	1:53.071	+ 1.439	9:56:00.200	10 -	1:54.638	+ 3.006	10:05:36.342
65	Peter THOMPSON		Marcos 1800 GT				
1 -	2:10.624	+ 19.790	9:49:30.725	7 -	1:52.471	+ 1.637	10:00:49.474
2 -	1:54.378	+ 3.544	9:51:25.103	8 -	1:53.865	+ 3.031	10:02:43.339
3 -	1:53.768	+ 2.934	9:53:18.871	9 -	1:56.955	+ 6.121	10:04:40.294
4 -	1:54.651	+ 3.817	9:55:13.522	10 -	1:56.413	+ 5.579	10:06:36.707
5 -	1:52.647	+ 1.813	9:57:06.169	11 -	1:55.908	+ 5.074	10:08:32.615

Cars 22, 29 & 96 - Transponders nor working - FIX or YOU WILL BE IGNORED IN THE RACE
 Cars 3, 7 & 47 - Transponders incorrectly mounted - please contact Timekeepers
 Weather / Track : Cloudy / Drying

Donington Park National
 Circuit Length = 3149 metres
 Start: 09:46 End: 10:17

Cloth Cap with XK Challenge

QUALIFYING RACE 2 - LAP ANALYSIS

6 -	1:50.834		9:58:57.003	12 -	2:00.686	+ 9.852	10:10:33.301
66	PEARSON/DEVINE		Triumph TR4				
1 -	2:13.855	+ 11.959	9:49:32.151	7 -	2:07.912	+ 6.016	10:02:41.166
2 -	2:12.787	+ 10.891	9:51:44.938	8 -	2:03.901	+ 2.005	10:04:45.067
3 -	2:05.904	+ 4.008	9:53:50.842	9 -	2:01.896		10:06:46.963
4 -	2:02.970	+ 1.074	9:55:53.812	10 -	2:04.076	+ 2.180	10:08:51.039
5 -	2:14.472	+ 12.576	9:58:08.284	11 -	2:03.242	+ 1.346	10:10:54.281
6 -	2:24.970	+ 23.074	10:00:33.254	12 -	2:05.270	+ 3.374	10:12:59.551
67	Andrew MOORE		Jaguar XK 120				
1 -	2:00.004	+ 7.260	9:48:55.248	8 -	2:04.771	+ 12.027	10:02:39.522
2 -	1:59.025	+ 6.281	9:50:54.273	9 -	1:53.244	+ 0.500	10:04:32.766
3 -	1:54.046	+ 1.302	9:52:48.319	10 -	1:59.354	+ 6.610	10:06:32.120
4 -	1:53.274	+ 0.530	9:54:41.593	11 -	1:56.416	+ 3.672	10:08:28.536
5 -	1:52.744		9:56:34.337	12 -	1:57.693	+ 4.949	10:10:26.229
6 -	1:54.092	+ 1.348	9:58:28.429	13 -	2:02.878	+ 10.134	10:12:29.107
7 -	2:06.322	+ 13.578	10:00:34.751				
68	Mark WRIGHT		Piper GTT				
1 -	1:59.566	+ 14.052	9:49:03.431	6 -	1:46.456	+ 0.942	9:58:08.730
2 -	1:53.171	+ 7.657	9:50:56.602	7 -	1:47.312	+ 1.798	9:59:56.042
3 -	1:50.558	+ 5.044	9:52:47.160	8 -	1:49.173	+ 3.659	10:01:45.215
4 -	1:49.600	+ 4.086	9:54:36.760	9 -	1:47.615	+ 2.101	10:03:32.830
5 -	1:45.514		9:56:22.274				
71	Roger WILLS		Chevrolet Corvette String Ray				
1 -	1:56.598	+ 10.511	9:48:56.200	7 -	1:51.180	+ 5.093	9:59:55.466
2 -	1:49.739	+ 3.652	9:50:45.939	8 -	1:49.175	+ 3.088	10:01:44.641
3 -	1:47.402	+ 1.315	9:52:33.341	9 -	1:48.982	+ 2.895	10:03:33.623
4 -	1:46.087		9:54:19.428	10 -	1:54.062	+ 7.975	10:05:27.685
5 -	1:56.761	+ 10.674	9:56:16.189	11 -	1:53.859	+ 7.772	10:07:21.544
6 -	1:48.097	+ 2.010	9:58:04.286	12 -	1:53.361	+ 7.274	10:09:14.905
72	Jamie BOOT		TVR Griffith				
1 -	2:08.044	+ 21.271	9:49:32.417	8 -	1:46.773		10:02:19.752
2 -	1:51.439	+ 4.666	9:51:23.856	9 -	1:48.964	+ 2.191	10:04:08.716
3 -	1:49.785	+ 3.012	9:53:13.641	10 -	1:50.324	+ 3.551	10:05:59.040
4 -	1:49.766	+ 2.993	9:55:03.407	11 -	1:51.696	+ 4.923	10:07:50.736
5 -	1:48.474	+ 1.701	9:56:51.881	12 -	1:50.780	+ 4.007	10:09:41.516
6 -	1:47.455	+ 0.682	9:58:39.336	13 -	1:48.682	+ 1.909	10:11:30.198
7 -	1:53.643	+ 6.870	10:00:32.979				
93	Harry WYNDHAM		Jaguar E-Type				
1 -	1:55.984	+ 6.335	9:48:43.987	8 -	1:53.228	+ 3.579	10:01:48.256
2 -	1:55.010	+ 5.361	9:50:38.997	9 -	1:54.914	+ 5.265	10:03:43.170
3 -	1:49.649		9:52:28.646	10 -	1:53.978	+ 4.329	10:05:37.148
4 -	1:50.398	+ 0.749	9:54:19.044	11 -	2:07.834	+ 18.185	10:07:44.982
5 -	1:52.295	+ 2.646	9:56:11.339	12 -	1:57.949	+ 8.300	10:09:42.931
6 -	1:50.308	+ 0.659	9:58:01.647	13 -	1:53.841	+ 4.192	10:11:36.772
7 -	1:53.381	+ 3.732	9:59:55.028				
96	Mike BELL		Gilbern GT 1800				
1 -	2:12.545	+ 10.749	9:48:50.043	7 -	2:04.463	+ 2.667	10:01:19.515
2 -	2:09.516	+ 7.720	9:50:59.559	8 -	2:07.033	+ 5.237	10:03:26.548
3 -	2:06.473	+ 4.677	9:53:06.032	9 -	2:09.334	+ 7.538	10:05:35.882
4 -	2:03.114	+ 1.318	9:55:09.146	10 -	2:16.606	+ 14.810	10:07:52.488
5 -	2:04.110	+ 2.314	9:57:13.256	11 -	2:11.386	+ 9.590	10:10:03.874
6 -	2:01.796		9:59:15.052	12 -	2:10.770	+ 8.974	10:12:14.644
99	WHITAKER/HALES		TVR Griffith				
1 -	2:01.418	+ 12.915	9:48:36.505	8 -	1:52.500	+ 3.997	10:01:32.835
2 -	1:53.024	+ 4.521	9:50:29.529	9 -	1:53.571	+ 5.068	10:03:26.406
3 -	1:49.420	+ 0.917	9:52:18.949	10 -	1:50.895	+ 2.392	10:05:17.301

Cars 22, 29 & 96 - Transponders nor working - FIX or YOU WILL BE IGNORED IN THE RACE
 Cars 3, 7 & 47 - Transponders incorrectly mounted - please contact Timekeepers
 Weather / Track : Cloudy / Drying

Donington Park National
 Circuit Length = 3149 metres
 Start: 09:46 End: 10:17

Cloth Cap with XK Challenge

QUALIFYING RACE 2 - LAP ANALYSIS

4 -	1:48.503		9:54:07.452	11 -	1:57.495	+ 8.992	10:07:14.796
5 -	1:50.811	+ 2.308	9:55:58.263	12 -	1:53.715	+ 5.212	10:09:08.511
6 -	1:50.321	+ 1.818	9:57:48.584	13 -	1:49.805	+ 1.302	10:10:58.316
7 -	1:51.751	+ 3.248	9:59:40.335	14 -	1:55.620	+ 7.117	10:12:53.936
114	TYZACK/CLEVELY			TVR Griffith			
1 -	2:06.745	+ 13.896	9:49:32.987	7 -	1:54.684	+ 1.835	10:04:46.078
2 -	1:54.419	+ 1.570	9:51:27.406	8 -	1:54.634	+ 1.785	10:06:40.712
3 -	1:54.077	+ 1.228	9:53:21.483	9 -	1:55.306	+ 2.457	10:08:36.018
4 -	5:41.848	+ 3:48.999	9:59:03.331	10 -	1:55.025	+ 2.176	10:10:31.043
5 -	1:52.849		10:00:56.180	11 -	1:54.043	+ 1.194	10:12:25.086
6 -	1:55.214	+ 2.365	10:02:51.394				

Cars 22, 29 & 96 - Transponders nor working - FIX or YOU WILL BE IGNORED IN THE RACE
 Cars 3, 7 & 47 - Transponders incorrectly mounted - please contact Timekeepers
 Weather / Track : Cloudy / Drying

Donington Park National
 Circuit Length = 3149 metres
 Start: 09:46 End: 10:17

Cloth Cap with XK Challenge

RACE 2 - GRID - AMENDED

ROW 18		2:09.489 6 Toby FOSTER	
ROW 17	96	2:01.796 Mike BELL	2:01.896 66 Michael PEARSON
ROW 16		1:57.642 26 SEAMAN/GRIFFITHS	1:58.107 9 CHASE-GARDENER/ALLEN
ROW 15	29	1:57.434 David GRIFFITHS	1:57.484 30 Dick SKIPWORTH
ROW 14		1:56.432 40 KEITH-LUCAS/KEITH-LUCAS	1:56.960 44 SKIPWORTH/BATT
ROW 13	14	1:55.058 Colin YOULE	1:56.133 13 ROCHEZ/MILLS
ROW 12		1:53.993 15 John BURTON	1:54.620 7 Mike HAIGH
ROW 11	16	1:53.723 DAVIES ROBERTS/KEITH	1:53.944 36 DAVIS/MITCHAM
ROW 10		1:52.744 67 Andrew MOORE	1:52.849 114 TYZACK/CLEVELY
ROW 9	21	1:52.363 WENMAN/VENABLES	1:52.396 5 Leo VOYAZIDES
ROW 8		1:51.632 47 Chris SCRAGG	1:52.263 8 ZIEGLER/SALMON
ROW 7	24	1:51.409 TICE/CONOLEY	1:51.450 23 LOVE/KEEN
ROW 6		1:51.294 19 CHILES SNR/INGRAM	1:51.323 2 KEITH-LUCAS/FLOYD
ROW 5	65	1:50.834 Peter THOMPSON	1:50.947 39 Ian COX
ROW 4		1:49.649 93 Harry WYNDHAM	1:50.247 22 Tom HARRIS
ROW 3	3	1:49.627 Rob NEWALL	1:49.645 20 O'SHEA/KEENE
ROW 2		1:46.773 72 Jamie BOOT	1:48.503 99 WHITAKER/HALES
ROW 1	68	1:45.514 Mark WRIGHT	1:46.087 71 Roger WILLS

Pole

Donington Park National
Circuit Length = 3149 metres

Clerk of Course :

Timekeeper :

Top Hat

QUALIFYING RACE 3 - CLASSIFICATION

POS	NO	CL	NAME	ENTRY	TIME	ON	LAPS	GAP	DIFF	KPH
1	18	A	ROSTRON/LARSSON	Ford Mustang	1:32.549	12	12			122.52
2	6	A	John YOUNG	Ford Mustang	1:33.918	14	14	1.369	1.369	120.73
3	28	A	Roy STEPHENSON	Ford Mustang	1:34.229	14	14	1.680	0.311	120.34
4	24	A	STRETTON/BERRIDGE	Ford Mustang	1:34.830	11	12	2.281	0.601	119.57
5	39	A	Westley HARDING	Ford Falcon Sprint	1:35.728	10	10	3.179	0.898	118.45
6	8	A	Leo VOYAZIDES	Ford Falcon	1:36.092	11	13	3.543	0.364	118.00
7	4	T3	SHAW/OLIVER	BMW 1800 Ti	1:36.428	11	12	3.879	0.336	117.59
8	10	D	CHURCHILL/BALDWIN	Austin Mini Cooper S	1:36.438	11	12	3.889	0.010	117.58
9	11	A	STYLES/PRIOR	Ford Mustang	1:36.704	12	13	4.155	0.266	117.26
10	19	A	CHILES SNR/INGRAM	Ford Mustang	1:37.282	12	12	4.733	0.578	116.56
11	27	T3	Roger COPE	BMW 1800 tisa	1:37.528	11	13	4.979	0.246	116.27
12	13	A	LYNN/OLIVER	Ford Galaxie	1:38.512	8	8	5.963	0.984	115.10
13	111	A	DODKINS/CLARKSON	Ford Falcon Sprint	1:38.618	8	9	6.069	0.106	114.98
14	14	T3	SHAW/SHEPHARD	BMW Ti	1:38.767	10	10	6.218	0.149	114.81
15	77	D	EBDON/WATSON	Austin Mini Cooper S	1:38.961	12	12	6.412	0.194	114.58
16	86	A	Jeremy COOKE	Ford Mustang	1:39.453	9	10	6.904	0.492	114.02
17	71	A	HALL/HALL	Ford Falcon	1:39.476	11	12	6.927	0.023	113.99
18	47	A	Chris SCRAGG	Jaguar MKII	1:39.849	10	11	7.300	0.373	113.56
19	30	T3	Simon GARRAD	Ford Lotus Cortina MK 1	1:39.885	12	13	7.336	0.036	113.52
20	101	D	Jonathan HARTOP	Mini Cooper S	1:40.484	11	13	7.935	0.599	112.85
21	48	D	Ian FISHER	Austin Mini Cooper S	1:40.512	12	12	7.963	0.028	112.81
22	98	A	WENMAN/VENABLES	Ford Shelby Mustang	1:40.957	13	13	8.408	0.445	112.32
23	34	T3	Charles TIPPET	BMW 1800 Ti	1:41.059	13	13	8.510	0.102	112.20
24	148	A	Richard BUTTERFIELD	Jaguar MK1	1:41.074	13	13	8.525	0.015	112.19
25	26	D	Ron MAYDON	Austin Mini Cooper S	1:41.331	8	9	8.782	0.257	111.90
26	35	A	Paul CLAYSON	Ford Falcon Sprint	1:41.879	12	12	9.330	0.548	111.30
27	21	A	Rupert CLEVELY	Ford Mustang	1:41.914	7	7	9.365	0.035	111.26
28	69	T3	Roger WILLS	Ford Lotus Cortina MK1	1:42.194	6	6	9.645	0.280	110.96
29	44	A	Georg KJALLGREN	Ford Mustang	1:48.479	9	11	15.930	6.285	104.53
30	20	T3	Marco BRUSTIO	Alfa Romeo GTA	1:51.960	5	10	19.411	3.481	101.28

Car 26 - Transponder not working - FIX or YOU WILL B IGNORED IN THE RACE
Car 42 - 3 laps qualified

Weather / Track : Cloudy / Drying

These results are provisional until the conclusion of any judicial and technical matters.

Donington Park National
Circuit Length = 3149 metres
Start: 10:22 End: 10:56

Clerk of Course :

Timekeeper :

Top Hat

QUALIFYING RACE 3 - LAP ANALYSIS

4	SHAW/OLIVER		BMW 1800 Ti				
1 -	1:52.983	+ 16.555	10:25:25.081	7 -	4:46.038	+ 3:09.610	10:46:01.263
2 -	8:49.389	+ 7:12.961	10:34:14.470	8 -	1:40.722	+ 4.294	10:47:41.985
3 -	1:47.077	+ 10.649	10:36:01.547	9 -	1:40.042	+ 3.614	10:49:22.027
4 -	1:46.339	+ 9.911	10:37:47.886	10 -	1:40.537	+ 4.109	10:51:02.564
5 -	1:44.235	+ 7.807	10:39:32.121	11 -	1:36.428		10:52:38.992
6 -	1:43.104	+ 6.676	10:41:15.225	12 -	1:37.052	+ 0.624	10:54:16.044
6	John YOUNG		Ford Mustang				
1 -	1:58.603	+ 24.685	10:25:31.902	8 -	1:42.015	+ 8.097	10:44:46.958
2 -	8:47.322	+ 7:13.404	10:34:19.224	9 -	1:41.337	+ 7.419	10:46:28.295
3 -	1:50.319	+ 16.401	10:36:09.543	10 -	1:40.686	+ 6.768	10:48:08.981
4 -	1:45.253	+ 11.335	10:37:54.796	11 -	1:38.061	+ 4.143	10:49:47.042
5 -	1:43.788	+ 9.870	10:39:38.584	12 -	1:35.525	+ 1.607	10:51:22.567
6 -	1:43.757	+ 9.839	10:41:22.341	13 -	1:36.723	+ 2.805	10:52:59.290
7 -	1:42.602	+ 8.684	10:43:04.943	14 -	1:33.918		10:54:33.208
8	Leo VOYAZIDES		Ford Falcon				
1 -	10:31.947	+ 8:55.855	10:34:40.804	8 -	1:40.678	+ 4.586	10:46:55.031
2 -	1:51.448	+ 15.356	10:36:32.252	9 -	1:43.203	+ 7.111	10:48:38.234
3 -	1:49.671	+ 13.579	10:38:21.923	10 -	1:42.743	+ 6.651	10:50:20.977
4 -	1:44.476	+ 8.384	10:40:06.399	11 -	1:36.092		10:51:57.069
5 -	1:43.133	+ 7.041	10:41:49.532	12 -	1:37.126	+ 1.034	10:53:34.195
6 -	1:43.408	+ 7.316	10:43:32.940	13 -	1:37.381	+ 1.289	10:55:11.576
7 -	1:41.413	+ 5.321	10:45:14.353				
10	CHURCHILL/BALDWIN		Austin Mini Cooper S				
1 -	1:49.725	+ 13.287	10:25:09.618	7 -	1:40.587	+ 4.149	10:45:55.354
2 -	9:07.470	+ 7:31.032	10:34:17.088	8 -	1:40.593	+ 4.155	10:47:35.947
3 -	1:48.397	+ 11.959	10:36:05.485	9 -	1:39.741	+ 3.303	10:49:15.688
4 -	1:46.085	+ 9.647	10:37:51.570	10 -	1:37.323	+ 0.885	10:50:53.011
5 -	1:44.392	+ 7.954	10:39:35.962	11 -	1:36.438		10:52:29.449
6 -	4:38.805	+ 3:02.367	10:44:14.767	12 -	1:39.029	+ 2.591	10:54:08.478
11	STYLES/PRIOR		Ford Mustang				
1 -	2:02.593	+ 25.889	10:25:51.383	8 -	1:42.344	+ 5.640	10:46:00.591
2 -	9:26.083	+ 7:49.379	10:35:17.466	9 -	1:39.232	+ 2.528	10:47:39.823
3 -	1:51.957	+ 15.253	10:37:09.423	10 -	1:42.967	+ 6.263	10:49:22.790
4 -	1:48.280	+ 11.576	10:38:57.703	11 -	1:41.049	+ 4.345	10:51:03.839
5 -	1:48.252	+ 11.548	10:40:45.955	12 -	1:36.704		10:52:40.543
6 -	1:48.813	+ 12.109	10:42:34.768	13 -	1:37.021	+ 0.317	10:54:17.564
7 -	1:43.479	+ 6.775	10:44:18.247				
13	LYNN/OLIVER		Ford Galaxie				
1 -	12:56.178	+ 11:17.666	10:36:58.624	5 -	1:46.076	+ 7.564	10:50:01.967
2 -	1:55.176	+ 16.664	10:38:53.800	6 -	1:44.310	+ 5.798	10:51:46.277
3 -	1:51.715	+ 13.203	10:40:45.515	7 -	1:41.660	+ 3.148	10:53:27.937
4 -	7:30.376	+ 5:51.864	10:48:15.891	8 -	1:38.512		10:55:06.449
14	SHAW/SHEPHARD		BMW Ti				
1 -	11:16.155	+ 9:37.388	10:35:20.282	6 -	1:48.608	+ 9.841	10:48:22.321
2 -	2:02.396	+ 23.629	10:37:22.678	7 -	1:45.341	+ 6.574	10:50:07.662
3 -	1:59.852	+ 21.085	10:39:22.530	8 -	1:46.426	+ 7.659	10:51:54.088
4 -	1:56.695	+ 17.928	10:41:19.225	9 -	1:42.988	+ 4.221	10:53:37.076
5 -	5:14.488	+ 3:35.721	10:46:33.713	10 -	1:38.767		10:55:15.843
18	ROSTRON/LARSSON		Ford Mustang				
1 -	2:00.816	+ 28.267	10:25:44.086	7 -	1:40.873	+ 8.324	10:46:55.889
2 -	9:29.008	+ 7:56.459	10:35:13.094	8 -	1:39.958	+ 7.409	10:48:35.847
3 -	4:52.883	+ 3:20.334	10:40:05.977	9 -	1:36.272	+ 3.723	10:50:12.119
4 -	1:44.819	+ 12.270	10:41:50.796	10 -	1:36.681	+ 4.132	10:51:48.800
5 -	1:42.859	+ 10.310	10:43:33.655	11 -	1:37.698	+ 5.149	10:53:26.498
6 -	1:41.361	+ 8.812	10:45:15.016	12 -	1:32.549		10:54:59.047

Car 26 - Transponder not working - FIX or YOU WILL B IGNORED IN THE RACE
 Car 42 - 3 laps qualified
 Weather / Track : Cloudy / Drying

Donington Park National
 Circuit Length = 3149 metres
 Start: 10:22 End: 10:56

Top Hat

QUALIFYING RACE 3 - LAP ANALYSIS

19	CHILES SNR/INGRAM		Ford Mustang				
1 -	2:02.120	+ 24.838	10:25:32.820	7 -	1:47.737	+ 10.455	10:46:46.260
2 -	8:48.817	+ 7:11.535	10:34:21.637	8 -	1:45.085	+ 7.803	10:48:31.345
3 -	1:49.182	+ 11.900	10:36:10.819	9 -	1:41.398	+ 4.116	10:50:12.743
4 -	1:48.370	+ 11.088	10:37:59.189	10 -	1:40.126	+ 2.844	10:51:52.869
5 -	1:45.014	+ 7.732	10:39:44.203	11 -	1:37.985	+ 0.703	10:53:30.854
6 -	5:14.320	+ 3:37.038	10:44:58.523	12 -	1:37.282		10:55:08.136
20	Marco BRUSTIO		Alfa Romeo GTA				
1 -	2:01.453	+ 9.493	10:25:36.031	6 -	6:15.112	+ 4:23.152	10:46:36.742
2 -	9:01.863	+ 7:09.903	10:34:37.894	7 -	2:06.892	+ 14.932	10:48:43.634
3 -	1:56.937	+ 4.977	10:36:34.831	8 -	1:57.620	+ 5.660	10:50:41.254
4 -	1:54.839	+ 2.879	10:38:29.670	9 -	1:53.484	+ 1.524	10:53:30.738
5 -	1:51.960		10:40:21.630	10 -	1:54.054	+ 2.094	10:54:28.792
21	Rupert CLEVELY		Ford Mustang				
1 -	1:55.754	+ 13.840	10:25:33.182	5 -	1:49.070	+ 7.156	10:40:03.359
2 -	8:56.603	+ 7:14.689	10:34:29.785	6 -	5:07.260	+ 3:25.346	10:45:10.619
3 -	1:51.091	+ 9.177	10:36:20.876	7 -	1:41.914		10:46:52.533
4 -	1:53.413	+ 11.499	10:38:14.289				
24	STRETTON/BERRIDGE		Ford Mustang				
1 -	2:02.519	+ 27.689	10:25:48.434	7 -	4:52.873	+ 3:18.043	10:47:12.082
2 -	8:54.322	+ 7:19.492	10:34:42.756	8 -	1:40.236	+ 5.406	10:48:52.318
3 -	1:56.724	+ 21.894	10:36:39.480	9 -	1:37.527	+ 2.697	10:50:29.845
4 -	1:57.753	+ 22.923	10:38:37.233	10 -	1:35.519	+ 0.689	10:52:05.364
5 -	1:51.311	+ 16.481	10:40:28.544	11 -	1:34.830		10:53:40.194
6 -	1:50.665	+ 15.835	10:42:19.209	12 -	1:56.322	+ 21.492	10:55:36.516
26	Ron MAYDON		Austin Mini Cooper S				
1 -	1:59.150	+ 17.819	10:25:56.697	6 -	1:46.247	+ 4.916	10:42:29.153
2 -	9:18.292	+ 7:36.961	10:35:14.989	7 -	1:43.522	+ 2.191	10:44:12.675
3 -	1:52.854	+ 11.523	10:37:07.843	8 -	1:41.331		10:45:54.006
4 -	1:48.400	+ 7.069	10:38:56.243	9 -	8:20.348	+ 6:39.017	10:54:14.354
5 -	1:46.663	+ 5.332	10:40:42.906				
27	Roger COPE		BMW 1800 tisa				
1 -	1:51.924	+ 14.396	10:25:07.759	8 -	1:55.762	+ 18.234	10:45:35.616
2 -	9:31.356	+ 7:53.828	10:34:39.115	9 -	1:42.285	+ 4.757	10:47:17.901
3 -	1:50.077	+ 12.549	10:36:29.192	10 -	1:39.717	+ 2.189	10:48:57.618
4 -	1:53.429	+ 15.901	10:38:22.621	11 -	1:37.528		10:50:35.146
5 -	1:45.620	+ 8.092	10:40:08.241	12 -	1:42.551	+ 5.023	10:52:17.697
6 -	1:45.066	+ 7.538	10:41:53.307	13 -	1:48.592	+ 11.064	10:54:06.289
7 -	1:46.547	+ 9.019	10:43:39.854				
28	Roy STEPHENSON		Ford Mustang				
1 -	1:52.008	+ 17.779	10:25:18.259	8 -	1:43.578	+ 9.349	10:44:49.063
2 -	8:55.795	+ 7:21.566	10:34:14.054	9 -	1:43.046	+ 8.817	10:46:32.109
3 -	1:49.087	+ 14.858	10:36:03.141	10 -	1:42.662	+ 8.433	10:48:14.771
4 -	1:46.715	+ 12.486	10:37:49.856	11 -	1:45.679	+ 11.450	10:50:00.450
5 -	1:46.022	+ 11.793	10:39:35.878	12 -	1:40.044	+ 5.815	10:51:40.494
6 -	1:44.603	+ 10.374	10:41:20.481	13 -	1:35.814	+ 1.585	10:53:16.308
7 -	1:45.004	+ 10.775	10:43:05.485	14 -	1:34.229		10:54:50.537
30	Simon GARRAD		Ford Lotus Cortina MK 1				
1 -	1:52.211	+ 12.326	10:25:05.753	8 -	1:43.225	+ 3.340	10:45:36.573
2 -	9:50.261	+ 8:10.376	10:34:56.014	9 -	1:42.314	+ 2.429	10:47:18.887
3 -	1:49.016	+ 9.131	10:36:45.030	10 -	1:40.995	+ 1.110	10:48:59.882
4 -	1:48.612	+ 8.727	10:38:33.642	11 -	1:41.646	+ 1.761	10:50:41.528
5 -	1:47.139	+ 7.254	10:40:20.781	12 -	1:39.885		10:52:21.413
6 -	1:47.711	+ 7.826	10:42:08.492	13 -	1:45.578	+ 5.693	10:54:06.991
7 -	1:44.856	+ 4.971	10:43:53.348				

Car 26 - Transponder not working - FIX or YOU WILL B IGNORED IN THE RACE
 Car 42 - 3 laps qualified
 Weather / Track : Cloudy / Drying

Donington Park National
 Circuit Length = 3149 metres
 Start: 10:22 End: 10:56

Top Hat

QUALIFYING RACE 3 - LAP ANALYSIS

34	Charles TIPPET		BMW 1800 Ti				
1 -	2:01.497	+ 20.438	10:25:49.164	8 -	1:47.164	+ 6.105	10:45:51.337
2 -	8:54.627	+ 7:13.568	10:34:43.791	9 -	1:46.307	+ 5.248	10:47:37.644
3 -	1:55.766	+ 14.707	10:36:39.557	10 -	1:45.832	+ 4.773	10:49:23.476
4 -	1:53.701	+ 12.642	10:38:33.258	11 -	1:42.702	+ 1.643	10:51:06.178
5 -	1:50.770	+ 9.711	10:40:24.028	12 -	1:41.850	+ 0.791	10:52:48.028
6 -	1:51.855	+ 10.796	10:42:15.883	13 -	1:41.059		10:54:29.087
7 -	1:48.290	+ 7.231	10:44:04.173				
35	Paul CLAYSON		Ford Falcon Sprint				
1 -	10:55.766	+ 9:13.887	10:34:55.219	7 -	1:52.496	+ 10.617	10:46:21.839
2 -	1:59.118	+ 17.239	10:36:54.337	8 -	1:49.522	+ 7.643	10:48:11.361
3 -	1:54.656	+ 12.777	10:38:48.993	9 -	1:48.737	+ 6.858	10:50:00.098
4 -	1:52.833	+ 10.954	10:40:41.826	10 -	1:46.074	+ 4.195	10:51:46.172
5 -	1:54.837	+ 12.958	10:42:36.663	11 -	1:46.196	+ 4.317	10:53:32.368
6 -	1:52.680	+ 10.801	10:44:29.343	12 -	1:41.879		10:55:14.247
39	Westley HARDING		Ford Falcon Sprint				
1 -	10:42.148	+ 9:06.420	10:34:55.343	6 -	5:46.794	+ 4:11.066	10:48:01.782
2 -	1:52.424	+ 16.696	10:36:47.767	7 -	1:41.137	+ 5.409	10:49:42.919
3 -	1:49.591	+ 13.863	10:38:37.358	8 -	1:38.553	+ 2.825	10:51:21.472
4 -	1:48.818	+ 13.090	10:40:26.176	9 -	1:38.449	+ 2.721	10:52:59.921
5 -	1:48.812	+ 13.084	10:42:14.988	10 -	1:35.728		10:54:35.649
44	Georg KJALLGREN		Ford Mustang				
1 -	10:39.230	+ 8:50.751	10:34:51.104	7 -	1:54.621	+ 6.142	10:46:38.706
2 -	2:04.464	+ 15.985	10:36:55.568	8 -	1:56.117	+ 7.638	10:48:34.823
3 -	1:59.880	+ 11.401	10:38:55.448	9 -	1:48.479		10:50:23.302
4 -	1:59.704	+ 11.225	10:40:55.152	10 -	1:53.421	+ 4.942	10:52:16.723
5 -	1:56.209	+ 7.730	10:42:51.361	11 -	1:53.292	+ 4.813	10:54:10.015
6 -	1:52.724	+ 4.245	10:44:44.085				
47	Chris SCRAGG		Jaguar MKII				
1 -	1:54.258	+ 14.409	10:25:15.841	7 -	1:45.458	+ 5.609	10:47:29.777
2 -	9:02.615	+ 7:22.766	10:34:18.456	8 -	1:43.356	+ 3.507	10:49:13.133
3 -	1:53.552	+ 13.703	10:36:12.008	9 -	1:44.174	+ 4.325	10:50:57.307
4 -	1:50.729	+ 10.880	10:38:02.737	10 -	1:39.849		10:52:37.156
5 -	5:55.733	+ 4:15.884	10:43:58.470	11 -	1:40.301	+ 0.452	10:54:17.457
6 -	1:45.849	+ 6.000	10:45:44.319				
48	Ian FISHER		Austin Mini Cooper S				
1 -	2:03.415	+ 22.903	10:25:58.056	7 -	1:53.010	+ 12.498	10:46:27.504
2 -	10:58.013	+ 9:17.501	10:36:56.069	8 -	1:51.376	+ 10.864	10:48:18.880
3 -	1:59.946	+ 19.434	10:38:56.015	9 -	1:46.791	+ 6.279	10:50:05.671
4 -	1:56.512	+ 16.000	10:40:52.527	10 -	1:48.224	+ 7.712	10:51:53.895
5 -	1:54.065	+ 13.553	10:42:46.592	11 -	1:44.994	+ 4.482	10:53:38.889
6 -	1:47.902	+ 7.390	10:44:34.494	12 -	1:40.512		10:55:19.401
69	Roger WILLS		Ford Lotus Cortina MK1				
1 -	10:32.609	+ 8:50.415	10:34:42.601	4 -	1:45.890	+ 3.696	10:40:09.289
2 -	1:50.744	+ 8.550	10:36:33.345	5 -	1:44.420	+ 2.226	10:41:53.709
3 -	1:50.054	+ 7.860	10:38:23.399	6 -	1:42.194		10:43:35.903
71	HALL/HALL		Ford Falcon				
1 -	1:51.324	+ 11.848	10:25:19.210	7 -	5:13.584	+ 3:34.108	10:46:36.567
2 -	8:56.788	+ 7:17.312	10:34:15.998	8 -	1:40.827	+ 1.351	10:48:17.394
3 -	1:49.277	+ 9.801	10:36:05.275	9 -	1:42.540	+ 3.064	10:49:59.934
4 -	1:47.135	+ 7.659	10:37:52.410	10 -	1:45.073	+ 5.597	10:51:45.007
5 -	1:44.572	+ 5.096	10:39:36.982	11 -	1:39.476		10:53:24.483
6 -	1:46.001	+ 6.525	10:41:22.983	12 -	1:45.283	+ 5.807	10:55:09.766
77	EBDON/WATSON		Austin Mini Cooper S				
1 -	1:56.235	+ 17.274	10:25:46.252	7 -	4:45.251	+ 3:06.290	10:46:30.064

Car 26 - Transponder not working - FIX or YOU WILL B IGNORED IN THE RACE
 Car 42 - 3 laps qualified
 Weather / Track : Cloudy / Drying

Donington Park National
 Circuit Length = 3149 metres
 Start: 10:22 End: 10:56

Top Hat

QUALIFYING RACE 3 - LAP ANALYSIS


2 -	8:51.759	+ 7:12.798	10:34:38.011	8 -	1:44.279	+ 5.318	10:48:14.343
3 -	1:48.654	+ 9.693	10:36:26.665	9 -	1:46.014	+ 7.053	10:50:00.357
4 -	1:47.868	+ 8.907	10:38:14.533	10 -	1:43.185	+ 4.224	10:51:43.542
5 -	1:45.657	+ 6.696	10:40:00.190	11 -	1:40.795	+ 1.834	10:53:24.337
6 -	1:44.623	+ 5.662	10:41:44.813	12 -	1:38.961		10:55:03.298
86	Jeremy COOKE			Ford Mustang			
1 -	10:21.586	+ 8:42.133	10:34:27.720	6 -	1:50.626	+ 11.173	10:47:23.136
2 -	1:57.848	+ 18.395	10:36:25.568	7 -	1:42.592	+ 3.139	10:49:05.728
3 -	1:59.267	+ 19.814	10:38:24.835	8 -	1:41.576	+ 2.123	10:50:47.304
4 -	5:20.672	+ 3:41.219	10:43:45.507	9 -	1:39.453		10:52:26.757
5 -	1:47.003	+ 7.550	10:45:32.510	10 -	1:44.228	+ 4.775	10:54:10.985
98	WENMAN/VENABLES			Ford Shelby Mustang			
1 -	1:53.383	+ 12.426	10:25:12.714	8 -	1:45.491	+ 4.534	10:45:50.158
2 -	9:40.326	+ 7:59.369	10:34:53.040	9 -	1:45.270	+ 4.313	10:47:35.428
3 -	1:53.450	+ 12.493	10:36:46.490	10 -	1:45.093	+ 4.136	10:49:20.521
4 -	1:49.463	+ 8.506	10:38:35.953	11 -	1:43.171	+ 2.214	10:51:03.692
5 -	1:48.918	+ 7.961	10:40:24.871	12 -	1:41.750	+ 0.793	10:52:45.442
6 -	1:53.098	+ 12.141	10:42:17.969	13 -	1:40.957		10:54:26.399
7 -	1:46.698	+ 5.741	10:44:04.667				
101	Jonathan HARTOP			Mini Cooper S			
1 -	1:56.899	+ 16.415	10:25:36.286	8 -	1:45.501	+ 5.017	10:45:19.996
2 -	8:58.947	+ 7:18.463	10:34:35.233	9 -	1:49.276	+ 8.792	10:47:09.272
3 -	1:48.050	+ 7.566	10:36:23.283	10 -	1:40.505	+ 0.021	10:48:49.777
4 -	1:55.999	+ 15.515	10:38:19.282	11 -	1:40.484		10:50:30.261
5 -	1:47.636	+ 7.152	10:40:06.918	12 -	1:50.292	+ 9.808	10:52:20.553
6 -	1:44.666	+ 4.182	10:41:51.584	13 -	1:47.513	+ 7.029	10:54:08.066
7 -	1:42.911	+ 2.427	10:43:34.495				
111	DODKINS/CLARKSON			Ford Falcon Sprint			
1 -	1:52.110	+ 13.492	10:36:09.297	6 -	1:47.115	+ 8.497	10:45:11.202
2 -	1:50.318	+ 11.700	10:37:59.615	7 -	5:37.571	+ 3:58.953	10:50:48.773
3 -	1:48.372	+ 9.754	10:39:47.987	8 -	1:38.618		10:52:27.391
4 -	1:46.702	+ 8.084	10:41:34.689	9 -	1:40.088	+ 1.470	10:54:07.479
5 -	1:49.398	+ 10.780	10:43:24.087				
148	Richard BUTTERFIELD			Jaguar MK1			
1 -	2:01.629	+ 20.555	10:25:38.626	8 -	1:45.642	+ 4.568	10:45:46.394
2 -	9:01.184	+ 7:20.110	10:34:39.810	9 -	1:46.118	+ 5.044	10:47:32.512
3 -	1:56.568	+ 15.494	10:36:36.378	10 -	1:44.785	+ 3.711	10:49:17.297
4 -	1:53.665	+ 12.591	10:38:30.043	11 -	1:41.740	+ 0.666	10:50:59.037
5 -	1:52.356	+ 11.282	10:40:22.399	12 -	1:41.253	+ 0.179	10:52:40.290
6 -	1:51.209	+ 10.135	10:42:13.608	13 -	1:41.074		10:54:21.364
7 -	1:47.144	+ 6.070	10:44:00.752				

Car 26 - Transponder not working - FIX or YOU WILL B IGNORED IN THE RACE
 Car 42 - 3 laps qualified
 Weather / Track : Cloudy / Drying

Donington Park National
 Circuit Length = 3149 metres
 Start: 10:22 End: 10:56

Top Hat

RACE 3 - GRID

ROW 15	1:48.479 44 Georg KJALLGREN	1:51.960 20 Marco BRUSTIO
ROW 14	1:41.914 21 Rupert CLEVELY	1:42.194 69 Roger WILLS
ROW 13	1:41.331 26 Ron MAYDON	1:41.879 35 Paul CLAYSON
ROW 12	1:41.059 34 Charles TIPPET	1:41.074 148 Richard BUTTERFIELD
ROW 11	1:40.512 48 Ian FISHER	1:40.957 98 WENMAN/VENABLES
ROW 10	1:39.885 30 Simon GARRAD	1:40.484 101 Jonathan HARTOP
ROW 9	1:39.476 71 HALL/HALL	1:39.849 47 Chris SCRAGG
ROW 8	1:38.961 77 EBDON/WATSON	1:39.453 86 Jeremy COOKE
ROW 7	1:38.618 111 DODKINS/CLARKSON	1:38.767 14 SHAW/SHEPHARD
ROW 6	1:37.528 27 Roger COPE	1:38.512 13 LYNN/OLIVER
ROW 5	1:36.704 11 STYLES/PRIOR	1:37.282 19 CHILES SNR/INGRAM
ROW 4	1:36.428 4 SHAW/OLIVER	1:36.438 10 CHURCHILL/BALDWIN
ROW 3	1:35.728 39 Westley HARDING	1:36.092 8 Leo VOYAZIDES
ROW 2	1:34.229 28 Roy STEPHENSON	1:34.830 24 STRETTON/BERRIDGE
ROW 1	1:32.549 18 ROSTRON/LARSSON	1:33.918 6 John YOUNG
Pole		
		

Donington Park National
Circuit Length = 3149 metres

Clerk of Course :

Timekeeper :

Stars of the 70s with Touring 70s

QUALIFYING RACE 4 - CLASSIFICATION

POS	NO	CL	NAME	ENTRY	TIME	ON	LAPS	GAP	DIFF	KPH
1	45	CC	HAMMOND/HATHAWAY	Chevrolet Camero	1:19.215	6	9			143.15
2	13	CC	Shaun LYNN	Ford Cologne Capri	1:20.229	13	14	1.014	1.014	141.34
3	15	CC	Ian GUEST	BMW 3.0 CSL	1:20.509	12	12	1.294	0.280	140.84
4	21	CC	Alex ELLIOTT	BMW 3.0 CSL	1:21.284	14	15	2.069	0.775	139.50
5	34	AA	Chris RANDALL	BMW	1:22.082	11	12	2.867	0.798	138.15
6	10	AA	David THOMAS	Ford Capri	1:25.787	9	11	6.572	3.705	132.18
7	93	AA	Harry WYNDHAM	Ford Falcon	1:26.327	15	15	7.112	0.540	131.35
8	24	DD	TICE/CONOLEY	BMW 2002	1:26.557	13	13	7.342	0.230	131.00
9	16	GT	PLANT/ACKLAM	Morgan Plus 8	1:26.931	6	14	7.716	0.374	130.44
10	7	TA	Alan DAFFIN	Ford Capri 3.0S	1:27.848	14	16	8.633	0.917	129.08
11	17	GC	TWYMAN/TWYMAN	Lotus VII Series 3	1:29.176	3	9	9.961	1.328	127.16
12	38	GC	SLACK/WRIGHT	Piper GTT	1:29.860	3	6	10.645	0.684	126.19
13	73	GC	Amnon NEEDHAM	Lotus Europa	1:31.589	3	8	12.374	1.729	123.81
14	55	CA	Alistair DYSON	Jaguar E-Type	1:32.364	11	12	13.149	0.775	122.77
15	70	TA	David EDWARDS	Chevrolet Camaro	1:33.169	14	14	13.954	0.805	121.71
16	37	TA	MANN/COOK	Ford Capri 3.0S	1:33.953	13	14	14.738	0.784	120.69
17	69	TA	THURGOOD/CHAPMAN	Ford Capri 3.0S	1:33.960	8	11	14.745	0.007	120.68
18	66	CB	Michael PEARSON	Triumph TR4	1:35.496	10	10	16.281	1.536	118.74
19	36	TA	Peter MALLETT	Ford Capri 3.0S	1:37.419	6	8	18.204	1.923	116.40
20	44	TC	RYAN/RYAN	Ford Escort Mexico	1:43.428	3	13	24.213	6.009	109.63
21	33	TA	Richard AUSTIN	Ford Capri 3.0S	1:44.010	1	1	24.795	0.582	109.02
22	25	GB	HEWES/ADAMS	Alfa Romeo 2000 GTV	1:46.062	11	11	26.847	2.052	106.91

Cars 7, 33 & 55 - Transponders not working - FIX or YO WILL BE IGNORED IN THE RACE

Weather / Track : Bright / Dry

These results are provisional until the conclusion of any judicial and technical matters.

Donington Park National
Circuit Length = 3149 metres
Start: 11:05 End: 11:57

Clerk of Course :		Timekeeper :
-------------------	--	--------------

Stars of the 70s with Touring 70s
QUALIFYING RACE 4 - LAP ANALYSIS

7	Alan DAFFIN		Ford Capri 3.0S				
1 -	1:39.004	+ 11.156	11:07:27.400	9 -	1:29.614	+ 1.766	11:46:58.098
2 -	1:35.615	+ 7.767	11:09:03.015	10 -	1:29.496	+ 1.648	11:48:27.594
3 -	1:33.787	+ 5.939	11:10:36.802	11 -	1:29.585	+ 1.737	11:49:57.179
4 -	28:55.441	+ 27:27.593	11:39:32.243	12 -	1:29.544	+ 1.696	11:51:26.723
5 -	1:29.156	+ 1.308	11:41:01.399	13 -	1:28.173	+ 0.325	11:52:54.896
6 -	1:29.325	+ 1.477	11:42:30.724	14 -	1:27.848		11:54:22.744
7 -	1:29.064	+ 1.216	11:43:59.788	15 -	1:28.294	+ 0.446	11:55:51.038
8 -	1:28.696	+ 0.848	11:45:28.484	16 -	1:29.476	+ 1.628	11:57:20.514
10	David THOMAS		Ford Capri				
1 -	1:46.747	+ 20.960	11:07:57.913	7 -	1:28.047	+ 2.260	11:44:25.716
2 -	1:39.237	+ 13.450	11:09:37.150	8 -	1:28.268	+ 2.481	11:45:53.984
3 -	1:32.125	+ 6.338	11:11:09.275	9 -	1:25.787		11:47:19.771
4 -	28:41.304	+ 27:15.517	11:39:50.579	10 -	1:28.211	+ 2.424	11:48:47.982
5 -	1:35.774	+ 9.987	11:41:26.353	11 -	1:36.794 P	+ 11.007	11:50:24.776
6 -	1:31.316	+ 5.529	11:42:57.669				
13	Shaun LYNN		Ford Cologne Capri				
1 -	1:43.094	+ 22.865	11:08:01.391	8 -	1:24.977	+ 4.748	11:45:41.343
2 -	1:37.347	+ 17.118	11:09:38.738	9 -	1:24.109	+ 3.880	11:47:05.452
3 -	1:34.187	+ 13.958	11:11:12.925	10 -	1:31.341 P	+ 11.112	11:48:36.793
4 -	28:39.107	+ 27:18.878	11:39:52.032	11 -	4:16.462	+ 2:56.233	11:52:53.255
5 -	1:34.180	+ 13.951	11:41:26.212	12 -	1:21.782	+ 1.553	11:54:15.037
6 -	1:27.109	+ 6.880	11:42:53.321	13 -	1:20.229		11:55:35.266
7 -	1:23.045	+ 2.816	11:44:16.366	14 -	1:22.599	+ 2.370	11:56:57.865
15	Ian GUEST		BMW 3.0 CSL				
1 -	1:48.581 P	+ 28.072	11:08:01.248	7 -	4:26.620	+ 3:06.111	11:49:39.022
2 -	31:21.205	+ 30:00.696	11:39:22.453	8 -	1:25.516	+ 5.007	11:51:04.538
3 -	1:24.643	+ 4.134	11:40:47.096	9 -	1:27.108	+ 6.599	11:52:31.646
4 -	1:21.770	+ 1.261	11:42:08.866	10 -	1:29.302	+ 8.793	11:54:00.948
5 -	1:22.672	+ 2.163	11:43:31.538	11 -	1:20.694	+ 0.185	11:55:21.642
6 -	1:40.864 P	+ 20.355	11:45:12.402	12 -	1:20.509		11:56:42.151
16	PLANT/ACKLAM		Morgan Plus 8				
1 -	1:43.173	+ 16.242	11:07:36.522	8 -	1:27.723 P	+ 0.792	11:45:26.936
2 -	1:31.798	+ 4.867	11:09:08.320	9 -	3:36.500	+ 2:09.569	11:49:03.436
3 -	1:30.348	+ 3.417	11:10:38.668	10 -	1:31.866	+ 4.935	11:50:35.302
4 -	28:57.594	+ 27:30.663	11:39:36.262	11 -	1:29.621	+ 2.690	11:52:04.923
5 -	1:28.820	+ 1.889	11:41:05.082	12 -	1:29.066	+ 2.135	11:53:33.989
6 -	1:26.931		11:42:32.013	13 -	1:28.136	+ 1.205	11:55:02.125
7 -	1:27.200	+ 0.269	11:43:59.213	14 -	1:28.132	+ 1.201	11:56:30.257
17	TWYMAN/TWYMAN		Lotus VII Series 3				
1 -	1:39.898	+ 10.722	11:07:48.317	6 -	1:36.141	+ 6.965	11:43:00.499
2 -	1:31.991	+ 2.815	11:09:20.308	7 -	1:30.354	+ 1.178	11:44:30.853
3 -	1:29.176		11:10:49.484	8 -	1:29.754	+ 0.578	11:46:00.607
4 -	28:59.722	+ 27:30.546	11:39:49.206	9 -	1:35.270 P	+ 6.094	11:47:35.877
5 -	1:35.152	+ 5.976	11:41:24.358				
21	Alex ELLIOTT		BMW 3.0 CSL				
1 -	1:45.943	+ 24.659	11:07:44.652	9 -	1:24.134	+ 2.850	11:48:39.769
2 -	1:45.188 P	+ 23.904	11:09:29.840	10 -	1:23.305	+ 2.021	11:50:03.074
3 -	30:29.108	+ 29:07.824	11:39:58.948	11 -	1:23.729	+ 2.445	11:51:26.803
4 -	1:33.515	+ 12.231	11:41:32.463	12 -	1:22.666	+ 1.382	11:52:49.469
5 -	1:28.437	+ 7.153	11:43:00.900	13 -	1:23.994	+ 2.710	11:54:13.463
6 -	1:25.076	+ 3.792	11:44:25.976	14 -	1:21.284		11:55:34.747
7 -	1:26.092	+ 4.808	11:45:52.068	15 -	1:44.978 P	+ 23.694	11:57:19.725
8 -	1:23.567	+ 2.283	11:47:15.635				
24	TICE/CONOLEY		BMW 2002				
1 -	1:37.108	+ 10.551	11:09:39.221	8 -	1:28.988	+ 2.431	11:48:56.131

Cars 7, 33 & 55 - Transponders not working - FIX or YO WILL BE IGNORED IN THE RACE

Weather / Track : Bright / Dry

Stars of the 70s with Touring 70s

QUALIFYING RACE 4 - LAP ANALYSIS

2 -	1:36.577	+ 10.020	11:11:15.798	9 -	1:28.311	+ 1.754	11:50:24.442
3 -	28:36.960	+ 27:10.403	11:39:52.758	10 -	1:27.605	+ 1.048	11:51:52.047
4 -	1:33.990	+ 7.433	11:41:26.748	11 -	1:30.078	+ 3.521	11:53:22.125
5 -	1:33.273 P	+ 6.716	11:43:00.021	12 -	1:27.936	+ 1.379	11:54:50.061
6 -	2:57.506	+ 1:30.949	11:45:57.527	13 -	1:26.557		11:56:16.618
7 -	1:29.616	+ 3.059	11:47:27.143				
25	HEWES/ADAMS		Alfa Romeo 2000 GTV				
1 -	1:55.271	+ 9.209	11:07:48.424	7 -	4:06.262	+ 2:20.200	11:49:16.409
2 -	2:13.137	+ 27.075	11:10:01.561	8 -	1:48.296	+ 2.234	11:51:04.705
3 -	29:41.718	+ 27:55.656	11:39:43.279	9 -	1:48.841	+ 2.779	11:52:53.546
4 -	1:51.852	+ 5.790	11:41:35.131	10 -	1:47.993	+ 1.931	11:54:41.539
5 -	1:47.717	+ 1.655	11:43:22.848	11 -	1:46.062		11:56:27.601
6 -	1:47.299 P	+ 1.237	11:45:10.147				
33	Richard AUSTIN		Ford Capri 3.0S				
1 -	1:44.010		11:07:58.414				
34	Chris RANDALL		BMW				
1 -	1:44.342	+ 22.260	11:07:42.184	7 -	1:24.100	+ 2.018	11:43:37.866
2 -	1:28.679	+ 6.597	11:09:10.863	8 -	1:27.356	+ 5.274	11:45:05.222
3 -	1:27.047	+ 4.965	11:10:37.910	9 -	1:24.610	+ 2.528	11:46:29.832
4 -	28:47.153	+ 27:25.071	11:39:25.063	10 -	1:24.429	+ 2.347	11:47:54.261
5 -	1:25.879	+ 3.797	11:40:50.942	11 -	1:22.082		11:49:16.343
6 -	1:22.824	+ 0.742	11:42:13.766	12 -	1:24.126	+ 2.044	11:50:40.469
36	Peter MALLETT		Ford Capri 3.0S				
1 -	1:47.768	+ 10.349	11:07:57.780	5 -	1:40.824	+ 3.405	11:49:59.034
2 -	1:44.963	+ 7.544	11:09:42.743	6 -	1:37.419		11:51:36.453
3 -	1:46.709 P	+ 9.290	11:11:29.452	7 -	1:37.598	+ 0.179	11:53:14.051
4 -	36:48.758	+ 35:11.339	11:48:18.210	8 -	1:41.747 P	+ 4.328	11:54:55.798
37	MANN/COOK		Ford Capri 3.0S				
1 -	1:47.026	+ 13.073	11:07:44.257	8 -	1:35.930	+ 1.977	11:46:32.244
2 -	1:41.483	+ 7.530	11:09:25.740	9 -	1:36.372	+ 2.419	11:48:08.616
3 -	1:40.902	+ 6.949	11:11:06.642	10 -	1:35.307	+ 1.354	11:49:43.923
4 -	28:51.543	+ 27:17.590	11:39:58.185	11 -	1:34.941	+ 0.988	11:51:18.864
5 -	1:41.257	+ 7.304	11:41:39.442	12 -	1:35.398	+ 1.445	11:52:54.262
6 -	1:40.238	+ 6.285	11:43:19.680	13 -	1:33.953		11:54:28.215
7 -	1:36.634	+ 2.681	11:44:56.314	14 -	1:33.987	+ 0.034	11:56:02.202
38	SLACK/WRIGHT		Piper GTT				
1 -	1:39.627	+ 9.767	11:07:54.510	4 -	29:12.332	+ 27:42.472	11:40:08.077
2 -	1:31.375	+ 1.515	11:09:25.885	5 -	1:43.732	+ 13.872	11:41:51.809
3 -	1:29.860		11:10:55.745	6 -	1:46.159 P	+ 16.299	11:43:37.968
44	RYAN/RYAN		Ford Escort Mexico				
1 -	1:51.538	+ 8.110	11:07:35.944	8 -	1:45.723	+ 2.295	11:47:07.599
2 -	1:44.442	+ 1.014	11:09:20.386	9 -	1:44.442	+ 1.014	11:48:52.041
3 -	1:43.428		11:11:03.814	10 -	2:10.333 P	+ 26.905	11:51:02.374
4 -	29:03.849	+ 27:20.421	11:40:07.663	11 -	2:40.634	+ 57.206	11:53:43.008
5 -	1:46.154	+ 2.726	11:41:53.817	12 -	1:44.409	+ 0.981	11:55:27.417
6 -	1:44.104	+ 0.676	11:43:37.921	13 -	1:45.222	+ 1.794	11:57:12.639
7 -	1:43.955	+ 0.527	11:45:21.876				
45	HAMMOND/HATHAWAY		Chevrolet Camero				
1 -	1:35.443	+ 16.228	11:07:23.208	6 -	1:19.215		11:42:10.409
2 -	1:29.041	+ 9.826	11:08:52.249	7 -	1:20.244	+ 1.029	11:43:30.653
3 -	1:29.381	+ 10.166	11:10:21.630	8 -	1:20.592	+ 1.377	11:44:51.245
4 -	29:08.240	+ 27:49.025	11:39:29.870	9 -	1:36.770 P	+ 17.555	11:46:28.015
5 -	1:21.324	+ 2.109	11:40:51.194				
55	Alistair DYSON		Jaguar E-Type				
1 -	5:12.331	+ 3:39.967	11:11:18.606	7 -	1:37.316	+ 4.952	11:49:31.518

Cars 7, 33 & 55 - Transponders not working - FIX or YO WILL BE IGNORED IN THE RACE

Weather / Track : Bright / Dry

Stars of the 70s with Touring 70s

QUALIFYING RACE 4 - LAP ANALYSIS


2 -	28:31.585	+ 26:59.221	11:39:50.191	8 -	1:35.569	+ 3.205	11:51:07.087
3 -	3:18.035	+ 1:45.671	11:43:08.226	9 -	1:36.521	+ 4.157	11:52:43.608
4 -	1:35.581	+ 3.217	11:44:43.807	10 -	1:34.063	+ 1.699	11:54:17.671
5 -	1:34.182	+ 1.818	11:46:17.989	11 -	1:32.364		11:55:50.035
6 -	1:36.213	+ 3.849	11:47:54.202	12 -	1:34.029	+ 1.665	11:57:24.064
66	Michael PEARSON			Triumph TR4			
1 -	1:47.478	+ 11.982	11:07:56.365	6 -	1:41.656 P	+ 6.160	11:43:13.599
2 -	1:41.932	+ 6.436	11:09:38.297	7 -	2:45.291	+ 1:09.795	11:45:58.890
3 -	1:42.841	+ 7.345	11:11:21.138	8 -	1:36.691	+ 1.195	11:47:35.581
4 -	28:30.518	+ 26:55.022	11:39:51.656	9 -	1:36.298	+ 0.802	11:49:11.879
5 -	1:40.287	+ 4.791	11:41:31.943	10 -	1:35.496		11:50:47.375
69	THURGOOD/CHAPMAN			Ford Capri 3.0S			
1 -	1:51.796	+ 17.836	11:07:53.235	7 -	1:35.739	+ 1.779	11:44:44.804
2 -	1:44.046	+ 10.086	11:09:37.281	8 -	1:33.960		11:46:18.764
3 -	1:42.382	+ 8.422	11:11:19.663	9 -	1:35.790	+ 1.830	11:47:54.554
4 -	28:32.538	+ 26:58.578	11:39:52.201	10 -	1:35.465	+ 1.505	11:49:30.019
5 -	1:40.792	+ 6.832	11:41:32.993	11 -	1:35.807	+ 1.847	11:51:05.826
6 -	1:36.072	+ 2.112	11:43:09.065				
70	David EDWARDS			Chevrolet Camaro			
1 -	1:54.406	+ 21.237	11:07:42.104	8 -	1:37.529	+ 4.360	11:46:42.522
2 -	1:43.339	+ 10.170	11:09:25.443	9 -	1:37.696	+ 4.527	11:48:20.218
3 -	1:40.890	+ 7.721	11:11:06.333	10 -	1:36.695	+ 3.526	11:49:56.913
4 -	29:00.535	+ 27:27.366	11:40:06.868	11 -	1:34.930	+ 1.761	11:51:31.843
5 -	1:40.269	+ 7.100	11:41:47.137	12 -	1:33.628	+ 0.459	11:53:05.471
6 -	1:38.857	+ 5.688	11:43:25.994	13 -	1:34.999	+ 1.830	11:54:40.470
7 -	1:38.999	+ 5.830	11:45:04.993	14 -	1:33.169		11:56:13.639
73	Amnon NEEDHAM			Lotus Europa			
1 -	1:39.779	+ 8.190	11:41:28.667	5 -	1:35.360	+ 3.771	11:47:42.749
2 -	1:33.866	+ 2.277	11:43:02.533	6 -	1:33.611	+ 2.022	11:49:16.360
3 -	1:31.589		11:44:34.122	7 -	1:38.157	+ 6.568	11:50:54.517
4 -	1:33.267	+ 1.678	11:46:07.389	8 -	1:42.670 P	+ 11.081	11:52:37.187
93	Harry WYNDHAM			Ford Falcon			
1 -	1:47.005	+ 20.678	11:07:49.616	9 -	1:28.274	+ 1.947	11:47:13.380
2 -	1:37.891	+ 11.564	11:09:27.507	10 -	1:29.112	+ 2.785	11:48:42.492
3 -	1:39.284	+ 12.957	11:11:06.791	11 -	1:27.848	+ 1.521	11:50:10.340
4 -	28:33.589	+ 27:07.262	11:39:40.380	12 -	1:26.917	+ 0.590	11:51:37.257
5 -	1:33.599	+ 7.272	11:41:13.979	13 -	1:28.470	+ 2.143	11:53:05.727
6 -	1:31.740	+ 5.413	11:42:45.719	14 -	1:28.851	+ 2.524	11:54:34.578
7 -	1:30.434	+ 4.107	11:44:16.153	15 -	1:26.327		11:56:00.905
8 -	1:28.953	+ 2.626	11:45:45.106				

Cars 7, 33 & 55 - Transponders not working - FIX or YO WILL BE IGNORED IN THE RACE

Weather / Track : Bright / Dry

Stars of the 70s with Touring 70s

RACE 4 - GRID - AMENDED 2

ROW 13	1:44.010 33 Richard AUSTIN	1:46.062 25 HEWES/ADAMS
ROW 12	1:37.419 36 Peter MALLETT	1:43.428 44 RYAN/RYAN
ROW 11	1:33.960 69 THURGOOD/CHAPMAN	1:35.496 66 Michael PEARSON
ROW 10	1:33.169 70 David EDWARDS	1:33.953 37 MANN/COOK
ROW 9	1:31.589 73 Amnon NEEDHAM	1:32.364 55 Alistair DYSON
ROW 8	1:29.176 17 TWYMAN/TWYMAN	1:29.860 38 SLACK/WRIGHT
ROW 7	1:26.327 93 Harry WYNDHAM	1:26.931 16 PLANT/ACKLAM
ROW 6		
ROW 5		
ROW 4	1:26.557 24 TICE/CONOLEY	1:27.848 7 Alan DAFFIN
ROW 3	1:22.082 34 Chris RANDALL	1:25.787 10 David THOMAS
ROW 2	1:20.509 15 Ian GUEST	1:21.284 21 Alex ELLIOTT
ROW 1	1:19.215 45 HAMMOND/HATHAWAY	1:20.229 13 Shaun LYNN
Pole		
		

Car 7 has changed class

Donington Park National
Circuit Length = 3149 metres

Clerk of Course :		Timekeeper :

May Day Mayhem All Comers

QUALIFYING RACE 5 - CLASSIFICATION

POS	NO	CL	NAME	ENTRY	TIME	ON	LAPS	GAP	DIFF	KPH
1	13	TA	Shaun LYNN	Ford Galaxie	1:19.416	4	5			142.78
2	72	CA	Jamie BOOT	TVR Griffith	1:25.313	8	10	5.897	5.897	132.91
3	99	CA	Mike WHITAKER	TVR Griffith	1:25.469	9	10	6.053	0.156	132.67
4	17	GC	Joe TWYMAN	Lotus VII Seies 3	1:26.315	2	3	6.899	0.846	131.37
5	24	TA	Allen TICE	BMW 2002	1:27.065	1	7	7.649	0.750	130.24
6	70	TA	David EDWARDS	Chevrolet Camero	1:31.092	5	9	11.676	4.027	124.48
7	37	TA	Henry MANN	Ford Capri 3.0S	1:31.567	5	7	12.151	0.475	123.83
8	44	TA	Georg KJALLGREN	Ford Mustang	1:32.824	5	8	13.408	1.257	122.16
9	69	TA	Bruce CHAPMAN	Ford Capri 3.0S	1:33.211	5	5	13.795	0.387	121.65
10	4	OB	William LYNCH	Austin A35	1:38.366	4	8	18.950	5.155	115.28
11	166	OB	Anthony ROBINSON	Austin A35	1:40.044	5	6	20.628	1.678	113.34
12	9	XA	Paul CHASE-GARDENER	Jaguar XK140 SE	1:41.275	9	9	21.859	1.231	111.96
13	52	OG	David ALLEN	Aston Martin DB2	1:42.740	5	7	23.324	1.465	110.37

Weather / Track : Bright / Dry

These results are provisional until the conclusion of any judicial and technical matters.

Donington Park National
Circuit Length = 3149 metres
Start: 12:05 End: 12:22

Clerk of Course :

Timekeeper :

May Day Mayhem All Comers

QUALIFYING RACE 5 - LAP ANALYSIS

4	William LYNCH		Austin A35				
1 -	1:44.555	+ 6.189	12:08:04.335	5 -	1:38.580	+ 0.214	12:14:42.361
2 -	1:41.904	+ 3.538	12:09:46.239	6 -	1:40.334	+ 1.968	12:16:22.695
3 -	1:39.176	+ 0.810	12:11:25.415	7 -	1:38.619	+ 0.253	12:18:01.314
4 -	1:38.366		12:13:03.781	8 -	1:43.569	+ 5.203	12:19:44.883
9	Paul CHASE-GARDENER		Jaguar XK140 SE				
1 -	1:51.200	+ 9.925	12:08:07.392	6 -	1:44.662	+ 3.387	12:16:42.438
2 -	1:44.337	+ 3.062	12:09:51.729	7 -	1:42.945	+ 1.670	12:18:25.383
3 -	1:42.136	+ 0.861	12:11:33.865	8 -	1:42.914	+ 1.639	12:20:08.297
4 -	1:42.384	+ 1.109	12:13:16.249	9 -	1:41.275		12:21:49.572
5 -	1:41.527	+ 0.252	12:14:57.776				
13	Shaun LYNN		Ford Galaxie				
1 -	1:47.972	+ 28.556	12:08:13.815	4 -	1:19.416		12:12:30.287
2 -	1:28.162	+ 8.746	12:09:41.977	5 -	1:31.944 p	+ 12.528	12:14:02.231
3 -	1:28.894	+ 9.478	12:11:10.871				
17	Joe TWYMAN		Lotus VII Seies 3				
1 -	1:29.519	+ 3.204	12:07:57.154	3 -	1:36.862 p	+ 10.547	12:11:00.331
2 -	1:26.315		12:09:23.469				
24	Allen TICE		BMW 2002				
1 -	1:27.065		12:12:10.190	5 -	1:27.177	+ 0.112	12:18:04.839
2 -	1:28.043	+ 0.978	12:13:38.233	6 -	1:29.075	+ 2.010	12:19:33.914
3 -	1:28.110	+ 1.045	12:15:06.343	7 -	1:28.488	+ 1.423	12:21:02.402
4 -	1:31.319	+ 4.254	12:16:37.662				
37	Henry MANN		Ford Capri 3.0S				
1 -	1:38.779	+ 7.212	12:08:01.403	5 -	1:31.567		12:14:22.373
2 -	1:34.322	+ 2.755	12:09:35.725	6 -	1:32.410	+ 0.843	12:15:54.783
3 -	1:42.363	+ 10.796	12:11:18.088	7 -	1:31.836	+ 0.269	12:17:26.619
4 -	1:32.718	+ 1.151	12:12:50.806				
44	Georg KJALLGREN		Ford Mustang				
1 -	1:40.579	+ 7.755	12:08:01.107	5 -	1:32.824		12:14:20.911
2 -	1:37.863	+ 5.039	12:09:38.970	6 -	1:33.091	+ 0.267	12:15:54.002
3 -	1:34.539	+ 1.715	12:11:13.509	7 -	1:37.312	+ 4.488	12:17:31.314
4 -	1:34.578	+ 1.754	12:12:48.087	8 -	1:41.606 p	+ 8.782	12:19:12.920
52	David ALLEN		Aston Martin DB2				
1 -	1:46.722	+ 3.982	12:07:59.490	5 -	1:42.740		12:14:56.807
2 -	1:47.625	+ 4.885	12:09:47.115	6 -	1:43.093	+ 0.353	12:16:39.900
3 -	1:42.781	+ 0.041	12:11:29.896	7 -	1:44.651 p	+ 1.911	12:18:24.551
4 -	1:44.171	+ 1.431	12:13:14.067				
69	Bruce CHAPMAN		Ford Capri 3.0S				
1 -	6:56.153	+ 5:22.942	12:15:12.827	4 -	1:36.594	+ 3.383	12:19:58.813
2 -	1:34.033	+ 0.822	12:16:46.860	5 -	1:33.211		12:21:32.024
3 -	1:35.359	+ 2.148	12:18:22.219				
70	David EDWARDS		Chevrolet Camero				
1 -	1:35.952	+ 4.860	12:08:03.358	6 -	2:12.290	+ 41.198	12:16:29.689
2 -	1:36.699	+ 5.607	12:09:40.057	7 -	1:32.076	+ 0.984	12:18:01.765
3 -	1:34.687	+ 3.595	12:11:14.744	8 -	1:31.648	+ 0.556	12:19:33.413
4 -	1:31.563	+ 0.471	12:12:46.307	9 -	1:32.262	+ 1.170	12:21:05.675
5 -	1:31.092		12:14:17.399				
72	Jamie BOOT		TVR Griffith				
1 -	1:37.307	+ 11.994	12:07:57.257	6 -	1:25.458	+ 0.145	12:15:15.564
2 -	1:32.394	+ 7.081	12:09:29.651	7 -	1:26.682	+ 1.369	12:16:42.246
3 -	1:27.694	+ 2.381	12:10:57.345	8 -	1:25.313		12:18:07.559

Donington Park National
 Circuit Length = 3149 metres
 Start: 12:05 End: 12:22


Weather / Track : Bright / Dry

May Day Mayhem All Comers

QUALIFYING RACE 5 - LAP ANALYSIS

4 -	1:26.713	+ 1.400	12:12:24.058	9 -	1:26.713	+ 1.400	12:19:34.272
5 -	1:26.048	+ 0.735	12:13:50.106	10 -	1:26.393	+ 1.080	12:21:00.665
99	Mike WHITAKER			TVR Griffith			
1 -	1:32.682	+ 7.213	12:07:38.316	6 -	1:25.751	+ 0.282	12:14:54.872
2 -	1:30.490	+ 5.021	12:09:08.806	7 -	1:31.105	+ 5.636	12:16:25.977
3 -	1:28.248	+ 2.779	12:10:37.054	8 -	1:31.258	+ 5.789	12:17:57.235
4 -	1:26.169	+ 0.700	12:12:03.223	9 -	1:25.469		12:19:22.704
5 -	1:25.898	+ 0.429	12:13:29.121	10 -	1:28.750	+ 3.281	12:20:51.454
166	Anthony ROBINSON			Austin A35			
1 -	1:50.470	+ 10.426	12:08:02.632	4 -	1:41.788	+ 1.744	12:13:12.409
2 -	1:45.631	+ 5.587	12:09:48.263	5 -	1:40.044		12:14:52.453
3 -	1:42.358	+ 2.314	12:11:30.621	6 -	1:45.415 P	+ 5.371	12:16:37.868

May Day Mayhem All Comers
RACE 5 - GRID - AMENDED

ROW 7	1:42.740 52 David ALLEN	66 Michael PEARSON
ROW 6	1:40.044 166 Anthony ROBINSON	9 Paul CHASE-GARDENER
ROW 5	1:33.211 69 Bruce CHAPMAN	4 William LYNCH
ROW 4	1:31.567 37 Henry MANN	44 Georg KJALLGREN
ROW 3	1:27.065 24 Allen TICE	70 David EDWARDS
ROW 2	1:25.469 99 Mike WHITAKER	17 Joe TWYMAN
ROW 1	1:19.416 13 Shaun LYNN	72 Jamie BOOT
Pole		
		


Car 66 allowed to start

Donington Park National
 Circuit Length = 3149 metres

Clerk of Course :

Timekeeper :

May Day Mayhem All Comers
RACE 5 - GRID


ROW 7	1:42.740 52 David ALLEN		
ROW 6		1:40.044 166 Anthony ROBINSON	1:41.275 9 Paul CHASE-GARDENER
ROW 5	1:33.211 69 Bruce CHAPMAN		1:38.366 4 William LYNCH
ROW 4		1:31.567 37 Henry MANN	1:32.824 44 Georg KJALLGREN
ROW 3	1:27.065 24 Allen TICE		1:31.092 70 David EDWARDS
ROW 2		1:25.469 99 Mike WHITAKER	1:26.315 17 Joe TWYMAN
ROW 1	1:19.416 13 Shaun LYNN		1:25.313 72 Jamie BOOT
Pole			
			

Donington Park National
 Circuit Length = 3149 metres

Clerk of Course :

Timekeeper :

May Day Mayhem All Comers
RACE 5 - GRID

ROW 7	1:42.740 52 David ALLEN		
ROW 6		1:40.044 166 Anthony ROBINSON	1:41.275 9 Paul CHASE-GARDENER
ROW 5	1:33.211 69 Bruce CHAPMAN		1:38.366 4 William LYNCH
ROW 4		1:31.567 37 Henry MANN	1:32.824 44 Georg KJALLGREN
ROW 3	1:27.065 24 Allen TICE		1:31.092 70 David EDWARDS
ROW 2		1:25.469 99 Mike WHITAKER	1:26.315 17 Joe TWYMAN
ROW 1	1:19.416 13 Shaun LYNN		1:25.313 72 Jamie BOOT
Pole			
			

Donington Park National
 Circuit Length = 3149 metres

Clerk of Course :

Timekeeper :

Oldies but Goldies

RACE 1 - CLASSIFICATION

POS	NO	CL	NAME	ENTRY	LAPS	TIME	GAP	DIFF	KPH	BEST	ON
1	27	S	Richard POSTINS	Austin A40	28	45:29.443			116.32	1:32.948	27
2	22	A	Paul de HAVILLAND	Jaguar XK 150 FHC	28	45:31.319	1.876	1.876	116.24	1:32.512	14
3	32	B	Adam EALAND	Triumph TR3A	28	46:27.486	58.043	56.167	113.90	1:34.943	16
4	55	B	Alistair DYSON	Ford Zephyr MKII	28	46:35.325	1:05.882	7.839	113.58	1:35.355	5
5	86	S	ELSON/PRESTON	Austin A40 Farina	28	47:06.364	1:36.921	31.039	112.33	1:35.124	8
6	4	S	William LYNCH	Austin A35	27	45:51.650	1 lap	1 lap	111.26	1:35.562	22
7	31	B	Grant CLEARWATER	Ford Zephyr	27	45:53.889	1 lap	2.239	111.17	1:36.648	8
8	35	S	WYLIE/WYLIE	Austin A35	27	46:11.514	1 lap	17.625	110.47	1:37.337	3
9	66	S	Anthony ROBINSON	Austin A35	27	46:12.507	1 lap	0.993	110.43	1:37.390	6
10	24	A	WOODLEY/ROWLEY	Austin A105	27	46:17.469	1 lap	4.962	110.23	1:37.055	4
11	33	C	CAWTHORN/CAWTHORN	Wolseley 1500	27	46:42.249	1 lap	24.780	109.25	1:38.625	10
12	25	S	Russell MARTIN	Morris Minor	27	46:42.560	1 lap	0.311	109.24	1:38.667	10
13	61	C	Michael PEET	Sunbeam Rapier S3	26	45:58.175	2 laps	1 lap	106.89	1:40.494	25
14	29	B	GRIFFITHS/TURREL	Standard Vanguard III	26	46:23.066	2 laps	24.891	105.93	1:41.268	17
15	52	B	ALLEN/CHASE-GARDENER	Aston Martin DB2	26	46:38.094	2 laps	15.028	105.36	1:39.690	25
16	17	B	COLLEY/SNOWDON	Hillman Minx	26	46:49.747	2 laps	11.653	104.93	1:41.895	12
17	10	S	MCNEILL/MCNEILL	Standard 10	26	47:14.673	2 laps	24.926	104.00	1:42.371	7
18	5	A	DONEGAN/DONEGAN	Humber Super Snipe MKII	23	45:46.414	5 laps	3 laps	94.96	1:50.327	12
19	7	B	PRITCHARD/VAUGHAN	Ford Zephyr MK1	23	45:53.232	5 laps	6.818	94.72	1:47.044	21

NOT CLASSIFIED

<i>DNC</i>	20	A	HARRIS/TART	Jaguar MK7	19	33:11.717	9 laps	4 laps	108.17	1:37.430	16
<i>DNC</i>	42	B	GITTINGS/MILLS	Ford Zodiac	13	28:52.468	15 laps	6 laps	85.08	1:35.567	4
<i>DNC</i>	11	B	DODKINS/ADLINGTON	MG Magnette	12	20:24.325	16 laps	1 lap	111.14	1:40.164	5
<i>DNC</i>	67	C	Pete FLATT	Riley 1.5	5	17:34.295	23 laps	7 laps	53.77	1:41.868	2
<i>DNC</i>	50	B	Peter BLANCHETT	Austin A50	4	8:19.387	24 laps	1 lap	90.82	1:50.737	2
<i>DNC</i>	44	S	RYAN/RYAN	Austin A35	0						
<i>DNC</i>	49	D	KELLETT/KELLETT	Morris Minor	0						

FASTEST LAP

22	A	Paul de HAVILLAND	Jaguar XK 150 FHC	14	1:32.512	76.16 mph	122.57 kph
27	S	Richard POSTINS	Austin A40	27	1:32.948	75.80 mph	121.99 kph
32	B	Adam EALAND	Triumph TR3A	16	1:34.943	74.21 mph	119.43 kph
33	C	CAWTHORN/CAWTHORN	Wolseley 1500	10	1:38.625	71.44 mph	114.97 kph
49	D	KELLETT/KELLETT	Morris Minor	0		mph	kph

Weather / Track : Bright / Dry

These results are provisional until the conclusion of any judicial and technical matters.

Donington Park National
Circuit Length = 3149 metres
Start: 13:04 End: 13:51

Clerk of Course :	Timekeeper :
-------------------	--------------

Oldies but Goldies

RACE 1 - LAP CHART

Lap 1			Lap 2			Lap 3			Lap 4			Lap 5		
No	Behind	Laptime	No	Behind	Laptime	No	Behind	Laptime	No	Behind	Laptime	No	Behind	Laptime
27		1:39.524	27		1:35.221	27		1:33.226	27		1:33.656	22		1:33.377
55	1.215	1:40.739	22	0.244	1:33.895	22	0.527	1:33.509	22	0.345	1:33.474	27	0.438	1:34.160
22	1.570	1:41.094	55	1.883	1:35.889	55	4.371	1:35.714	55	6.824	1:36.109	55	8.457	1:35.355
32	4.592	1:44.116	32	5.999	1:36.628	32	8.699	1:35.926	32	10.951	1:35.908	32	12.569	1:35.340
31	5.176	1:44.700	31	7.144	1:37.189	31	11.098	1:37.180	31	14.889	1:37.447	31	19.055	1:37.888
11	7.484	1:47.008	86	13.758	1:39.806	86	18.119	1:37.587	86	19.902	1:35.439	86	21.308	1:35.128
2	7.941	1:47.465	2	14.565	1:41.845	2	20.214	1:38.875	2	23.613	1:37.055	50	1 LAP	2:21.333 P
25	8.174	1:47.698	20	14.651	1:41.062	42	21.730	1:39.427	42	23.641	1:35.567	42	26.872	1:36.953
20	8.810	1:48.334	42	15.529	1:41.105	20	22.289	1:40.864	20	27.331	1:38.698	2	29.765	1:39.874
86	9.173	1:48.697	25	16.158	1:43.205	33	23.022	1:39.202	25	28.575	1:38.818	20	33.092	1:39.483
42	9.645	1:49.169	11	16.890	1:44.627	25	23.413	1:40.481	33	29.159	1:39.793	25	34.316	1:39.463
33	10.174	1:49.698	33	17.046	1:42.093	11	24.450	1:40.786	35	30.590	1:38.796	35	34.769	1:37.901
4	10.763	1:50.287	66	17.939	1:41.313	66	24.777	1:40.064	11	31.376	1:40.582	33	35.422	1:39.985
66	11.847	1:51.371	4	18.000	1:42.458	35	25.450	1:37.337	66	31.952	1:40.831	11	37.818	1:40.164
29	15.251	1:54.775	35	21.339	1:41.074	4	25.943	1:41.169	4	32.670	1:40.383	66	37.845	1:39.615
67	15.390	1:54.914	67	22.037	1:41.868	67	32.241	1:43.430	29	43.723	1:43.352	4	38.422	1:39.474
17	15.422	1:54.946	29	25.174	1:45.144	29	34.027	1:42.079	61	44.600	1:43.583	29	52.731	1:42.730
35	15.486	1:55.010	61	26.162	1:44.852	61	34.673	1:41.737	17	47.814	1:43.540	61	53.118	1:42.240
61	16.531	1:56.055	17	26.816	1:46.615	17	37.930	1:44.340	52	49.903	1:45.300	17	56.926	1:42.834
52	16.757	1:56.281	52	27.110	1:45.574	52	38.259	1:44.375	10	57.750	1:43.068	52	58.162	1:41.981
5	23.071	2:02.595	10	38.005	1:49.464	10	48.338	1:43.559	67	1:04.491	2:05.906	10	1:07.975	1:43.947
50	23.430	2:02.954	50	38.946	1:50.737	5	1:03.294	1:54.866	5	1:22.181	1:52.543			
10	23.762	2:03.286	5	41.654	1:53.804	7	1:08.410	1:57.086	7	1:30.464	1:55.710			
7	25.542	2:05.066	7	44.550	1:54.229	50	1:10.083	2:04.363						

Oldies but Goldies

RACE 1 - LAP CHART

Lap 6			Lap 7			Lap 8			Lap 9			Lap 10		
No	Behind	Laptime	No	Behind	Laptime	No	Behind	Laptime	No	Behind	Laptime	No	Behind	Laptime
27		1:33.767	27		1:33.155	27		1:33.453	22		1:33.381	22		1:33.687
22	0.407	1:34.612	22	0.518	1:33.266	22	0.045	1:32.980	27	1.587	1:35.013	17	1 LAP	1:43.234
5	1 LAP	1:53.048	55	13.466	1:36.489	55	15.475	1:35.462	10	1 LAP	1:43.716	27	1.476	1:33.576
55	10.132	1:35.880	32	17.509	1:36.573	32	19.977	1:35.921	55	18.133	1:36.084	10	1 LAP	1:42.377
32	14.091	1:35.727	86	25.555	1:36.299	86	27.226	1:35.124	32	22.358	1:35.807	52	1 LAP	2:03.919
7	1 LAP	1:55.709	31	27.808	1:38.350	31	31.003	1:36.648	86	28.960	1:35.160	55	21.195	1:36.749
86	22.411	1:35.308	5	1 LAP	1:53.803	5	1 LAP	1:51.850	31	35.441	1:37.864	32	35.920	1:47.249
31	22.613	1:37.763	7	1 LAP	1:52.963	2	47.947	1:41.296	2	53.235	1:38.714	86	35.921	1:40.648
2	34.107	1:38.547	2	40.104	1:39.152	20	50.050	1:39.486	20	55.022	1:38.398	31	41.062	1:39.308
20	38.973	1:40.086	20	44.017	1:38.199	35	50.117	1:37.985	66	56.206	1:38.885	2	1:00.054	1:40.506
25	39.681	1:39.570	35	45.585	1:39.012	66	50.747	1:37.759	35	56.303	1:39.612	20	1:00.797	1:39.462
35	39.728	1:39.164	25	45.782	1:39.256	33	52.844	1:39.468	33	58.398	1:38.980	35	1:01.154	1:38.538
33	40.323	1:39.106	66	46.441	1:38.566	25	53.204	1:40.875	25	59.044	1:39.266	66	1:01.369	1:38.850
66	41.030	1:37.390	33	46.829	1:39.661	4	56.349	1:38.848	42	1:01.193	1:37.797	33	1:03.336	1:38.625
11	43.878	1:40.265	11	50.933	1:40.210	42	56.822	1:37.330	4	1:01.816	1:38.893	25	1:04.024	1:38.667
4	44.101	1:39.884	4	50.954	1:40.008	11	58.240	1:40.760	5	1 LAP	1:52.937	4	1:09.659	1:41.530
42	48.736	1:56.069	42	52.945	1:37.364	7	1 LAP	1:56.960	11	1:06.097	1:41.283	42	1:13.995	1:46.489
29	1:00.893	1:42.367	29	1:10.285	1:42.547	29	1:19.989	1:43.157	7	1 LAP	1:52.381	11	1:13.996	1:41.586
61	1:01.365	1:42.452	61	1:10.750	1:42.540	61	1:21.103	1:43.806	29	1:29.795	1:43.232	5	1 LAP	1:52.094
17	1:05.607	1:42.886	52	1:15.287	1:42.513	52	1:23.356	1:41.522	61	1:30.282	1:42.605			
52	1:05.929	1:41.972	17	1:15.474	1:43.022	17	1:24.554	1:42.533						
10	1:16.562	1:42.792	10	1:25.778	1:42.371									

Oldies but Goldies

RACE 1 - LAP CHART

Lap 11			Lap 12			Lap 13			Lap 14			Lap 15		
No	Behind	Laptime	No	Behind	Laptime	No	Behind	Laptime	No	Behind	Laptime	No	Behind	Laptime
22		1:33.489	22		1:34.592	22		1:32.623	22		1:32.512	22		1:37.112
27	1.407	1:33.420	27	1.264	1:34.449	11	1 LAP	1:44.175	42	2 LAPS	1:57.186 P	55	1 LAP	1:37.883
7	2 LAPS	1:49.848	86	1 LAP	2:36.032	27	5.227	1:36.586	86	1 LAP	1:38.018	86	1 LAP	1:38.952
29	1 LAP	1:42.279	5	2 LAPS	1:52.394	86	1 LAP	1:38.281	55	1 LAP	1:37.825	32	1 LAP	1:35.540
61	1 LAP	1:42.430	29	1 LAP	1:42.632	55	1 LAP	2:50.975	32	1 LAP	1:35.627	29	2 LAPS	3:13.519
17	1 LAP	1:43.488	61	1 LAP	1:42.519	32	1 LAP	1:36.370	61	1 LAP	1:44.937 P	31	1 LAP	1:39.647
67	6 LAPS	1:43.117	17	1 LAP	1:43.165	61	1 LAP	1:44.518	17	1 LAP	1:45.312 P	52	2 LAPS	3:11.695
10	1 LAP	1:42.732	32	1 LAP	2:51.641	5	2 LAPS	1:52.320	5	2 LAPS	1:50.327	5	2 LAPS	1:51.487 P
55	26.736	1:39.030	7	2 LAPS	1:52.873 P	29	1 LAP	1:48.004 P	31	1 LAP	1:37.553	2	1 LAP	2:58.245
52	1 LAP	1:44.481	10	1 LAP	1:42.589	17	1 LAP	1:41.895	10	1 LAP	1:46.117 P	27	1:25.289	1:34.234
31	50.383	1:42.810	52	1 LAP	1:43.955	10	1 LAP	1:42.711	35	1:27.367	1:42.466	66	1:30.003	1:38.089
2	1:06.897	1:40.332	35	1:11.548	1:39.013	7	2 LAPS	1:54.474	27	1:28.167	2:55.452 P	25	1 LAP	1:40.059
35	1:07.127	1:39.462	2	1:12.592	1:40.287	31	1 LAP	3:00.935	25	1 LAP	3:13.312	55	1:53.183	1:36.603
20	1:07.547	1:40.239	20	1:13.877	1:40.922	52	1 LAP	1:47.081 P	66	1:29.026	1:39.831	86	1:54.182	1:37.306
33	1:08.705	1:38.858	66	1:13.984	1:39.813	35	1:17.413	1:38.488	20	1:33.448	1:43.051	32	2:00.059	1:35.289
66	1:08.763	1:40.883	42	1 LAP	3:08.355	66	1:21.707	1:40.346	4	1:34.429	1:44.545	61	1 LAP	3:02.106
25	1:09.242	1:38.707	33	1:15.389	1:41.276	4	1:22.396	1:39.377	33	1:34.716	1:44.017	29	1 LAP	1:43.445
4	1:13.943	1:37.773	4	1:15.642	1:36.291	20	1:22.909	1:41.655				17	1 LAP	3:14.934
11	1:23.386	1:42.879	25	1:19.995	1:45.345	33	1:23.211	1:40.445				7	3 LAPS	4:47.119
						2	1:24.653	1:44.684				10	1 LAP	3:09.060
												31	2:29.276	1:37.597
												52	1 LAP	1:44.586

Oldies but Goldies
RACE 1 - LAP CHART

Lap 16			Lap 17			Lap 18			Lap 19			Lap 20		
No	Behind	Laptime	No	Behind	Laptime	No	Behind	Laptime	No	Behind	Laptime	No	Behind	Laptime
22		2:46.230 P	22		1:33.309	22		1:34.948	22		1:33.409	22		1:38.294
35	1 LAP	2:57.565	52	2 LAPS	1:42.928	10	2 LAPS	1:46.674	17	2 LAPS	1:44.481	31	1 LAP	1:40.161
4	1 LAP	2:51.264	35	1 LAP	1:37.622	7	4 LAPS	1:49.838	4	1 LAP	1:37.494	17	2 LAPS	1:43.873
2	1 LAP	1:39.445	4	1 LAP	1:38.073	4	1 LAP	1:38.671	10	2 LAPS	1:46.384	27	12.872	1:34.294
20	1 LAP	2:57.901	2	1 LAP	1:38.248	35	1 LAP	1:40.242	35	1 LAP	1:38.796	4	1 LAP	1:38.001
5	2 LAPS	1:53.874	20	1 LAP	1:37.430	2	1 LAP	1:38.730	27	16.872	1:34.571	35	1 LAP	1:38.700
27	13.801	1:34.742	27	15.341	1:34.849	66	1 LAP	2:57.235	20	1 LAP	1:38.635	66	1 LAP	1:39.169
33	1 LAP	3:06.072	33	1 LAP	1:43.098	20	1 LAP	1:38.214	7	4 LAPS	1:49.996	2	1 LAP	1:40.878
25	1 LAP	1:39.423	25	1 LAP	1:40.424	27	15.710	1:35.317	2	1 LAP	1:40.639	10	2 LAPS	1:48.282
66	26.340	1:42.567	55	47.111	1:36.616	52	2 LAPS	1:46.606	66	1 LAP	1:40.815	52	2 LAPS	1:42.772
55	43.804	1:36.851	86	48.783	1:36.533	5	3 LAPS	3:20.803	52	2 LAPS	1:41.393	20	1 LAP	1:49.598 P
86	45.559	1:37.607	32	50.506	1:35.043	33	1 LAP	1:41.484	33	1 LAP	1:41.889	7	4 LAPS	1:50.160
32	48.772	1:34.943	42	4 LAPS	6:49.657	25	1 LAP	1:39.552	25	1 LAP	1:39.748	25	1 LAP	1:39.042
61	1 LAP	1:41.517	61	1 LAP	1:41.400	55	49.353	1:37.190	5	3 LAPS	2:01.781	33	1 LAP	1:39.937
29	1 LAP	1:42.049	29	1 LAP	1:41.633	86	50.361	1:36.526	55	53.557	1:37.613	32	51.569	1:35.790
17	1 LAP	1:45.656	31	1:27.354	1:38.364	32	50.852	1:35.294	32	54.073	1:36.630	55	53.489	1:38.226
31	1:22.299	1:39.253	17	1 LAP	1:44.974	61	1 LAP	1:41.768	86	55.253	1:38.301	5	3 LAPS	2:01.084
7	3 LAPS	1:49.550				29	1 LAP	1:41.268	61	1 LAP	1:42.379	86	1:14.251	1:57.292
10	1 LAP	1:46.781				31	1:32.083	1:39.677	29	1 LAP	1:41.468	61	1 LAP	1:43.041

Oldies but Goldies
RACE 1 - LAP CHART

Lap 21			Lap 22			Lap 23			Lap 24			Lap 25		
No	Behind	Laptime	No	Behind	Laptime	No	Behind	Laptime	No	Behind	Laptime	No	Behind	Laptime
22		1:34.735	22		1:37.394	22		1:37.576	22		1:38.235	22		1:36.420
29	2 LAPS	1:41.445	5	4 LAPS	2:00.319	61	2 LAPS	1:41.933	61	2 LAPS	1:40.657	27	4.442	1:34.437
31	1 LAP	1:38.077	31	1 LAP	1:39.282	31	1 LAP	1:39.710	27	6.425	1:34.973	61	2 LAPS	1:41.987
27	13.663	1:35.526	29	2 LAPS	1:43.928	27	9.687	1:35.653	31	1 LAP	1:38.605	31	1 LAP	1:38.509
4	1 LAP	1:38.065	27	11.610	1:35.341	29	2 LAPS	1:43.624	4	1 LAP	1:36.618	4	1 LAP	1:36.279
35	1 LAP	1:39.840	4	1 LAP	1:37.173	4	1 LAP	1:35.562	29	2 LAPS	1:44.160	29	2 LAPS	1:43.045
17	2 LAPS	1:44.901	35	1 LAP	1:39.896	5	4 LAPS	1:58.632	35	1 LAP	1:39.078	35	1 LAP	1:39.756
66	1 LAP	1:38.842	66	1 LAP	1:38.419	35	1 LAP	1:38.845	66	1 LAP	1:38.501	66	1 LAP	1:38.126
2	1 LAP	1:38.614	17	2 LAPS	1:44.548	66	1 LAP	1:38.738	2	1 LAP	1:39.256	2	1 LAP	1:38.911
52	2 LAPS	1:42.275	2	1 LAP	1:38.995	2	1 LAP	1:40.636	5	4 LAPS	1:58.726	32	49.766	1:37.395
10	2 LAPS	1:47.488	52	2 LAPS	1:41.231	17	2 LAPS	1:44.434	17	2 LAPS	1:44.239	17	2 LAPS	1:45.135
7	4 LAPS	1:48.065	10	2 LAPS	1:43.707	52	2 LAPS	1:41.137	52	2 LAPS	1:40.931	52	2 LAPS	1:41.726
25	1 LAP	1:39.306	25	1 LAP	1:39.210	32	50.700	1:37.376	32	48.791	1:36.326	55	58.973	1:38.928
33	1 LAP	1:39.148	33	1 LAP	1:39.041	25	1 LAP	1:39.977	25	1 LAP	1:39.890	33	1 LAP	1:41.708
32	52.573	1:35.739	32	50.900	1:35.721	33	1 LAP	1:40.114	33	1 LAP	1:39.565	25	1 LAP	1:42.225
55	56.231	1:37.477	55	56.505	1:37.668	10	2 LAPS	1:46.300	55	56.465	1:38.687	5	4 LAPS	2:00.528
86	1:19.251	1:39.735	7	4 LAPS	1:50.332	55	56.013	1:37.084	10	2 LAPS	1:44.949	10	2 LAPS	1:44.965
61	1 LAP	1:41.644	86	1:20.508	1:38.651	7	4 LAPS	1:48.723	86	1:21.458	1:38.449	86	1:24.170	1:39.132
						86	1:21.244	1:38.312	7	4 LAPS	1:48.129	7	4 LAPS	1:47.044

Oldies but Goldies
RACE 1 - LAP CHART

Lap 26			Lap 27			Lap 28		
No	Behind	Laptime	No	Behind	Laptime	No	Behind	Laptime
22		1:34.439	22		1:35.180	27		1:34.378
27	3.525	1:33.522	27	1.293	1:32.948	22	1.876	1:37.547
31	1 LAP	1:39.170	7	5 LAPS	1:48.914	5	5 LAPS	1:58.253
4	1 LAP	1:36.769	31	1 LAP	1:39.825	4	1 LAP	1:37.810
61	2 LAPS	1:42.944	4	1 LAP	1:38.951	7	5 LAPS	1:48.063
35	1 LAP	1:39.289	61	2 LAPS	1:40.494	31	1 LAP	1:40.377
66	1 LAP	1:38.974	35	1 LAP	1:38.890	61	2 LAPS	1:42.031
29	2 LAPS	1:43.256	66	1 LAP	1:37.725	35	1 LAP	1:39.137
2	1 LAP	1:38.708	2	1 LAP	1:38.585	66	1 LAP	1:39.790
32	52.449	1:37.122	29	2 LAPS	1:43.972	2	1 LAP	1:38.947
52	2 LAPS	1:40.736	32	54.792	1:37.523	29	2 LAPS	1:43.956
17	2 LAPS	1:44.592	52	2 LAPS	1:39.690	32	58.043	1:38.922
55	1:01.703	1:37.169	55	1:03.855	1:37.332	55	1:05.882	1:37.698
33	1 LAP	1:39.183	33	1 LAP	1:40.147	52	2 LAPS	1:41.434
25	1 LAP	1:39.348	25	1 LAP	1:40.632	33	1 LAP	1:39.656
10	2 LAPS	1:47.324	17	2 LAPS	1:45.113	25	1 LAP	1:39.061
86	1:29.327	1:39.596	86	1:32.400	1:38.253	17	2 LAPS	1:45.057
5	4 LAPS	1:58.346	10	2 LAPS	1:46.480	86	1:36.921	1:40.192
						10	2 LAPS	1:47.550

Cloth Cap with XK Challenge

RACE 2 - CLASSIFICATION - AMENDED

POS	NO	CL	NAME	ENTRY	LAPS	TIME	GAP	DIFF	KPH	BEST	ON
1	5	A	Leo VOYAZIDES	AC Cobra	29	45:28.423			120.52	1:26.958	5
2	19	A	CHILES SNR/INGRAM	AC Cobra	29	45:30.308	1.885	1.885	120.44	1:26.389	3
3	72	A	Jamie BOOT	TVR Griffith	29	46:01.351	32.928	31.043	119.09	1:27.413	5
4	47	A	Chris SCRAGG	Jaguar E-Type	29	46:20.059	51.636	18.708	118.28	1:28.571	26
5	71	A	Roger WILLS	Chevrolet Corvette String Ray	29	46:21.905	53.482	1.846	118.21	1:27.844	3
6	39	B	Ian COX	Marcos 1800 GT	29	46:26.414	57.991	4.509	118.01	1:27.740	5
7	93	A	Harry WYNDHAM	Jaguar E-Type	29	46:40.436	1:12.013	14.022	117.42	1:28.058	5
8	99	B	WHITAKER/HALES	TVR Griffith	28	45:34.356	1 lap	1 lap	116.11	1:27.483	2
9	65	B	Peter THOMPSON	Marcos 1800 GT	28	46:08.450	1 lap	34.094	114.68	1:28.051	4
10	3	XK	Rob NEWALL	Jaguar XK 120	28	46:24.981	1 lap	16.531	114.00	1:31.514	2
11	114	A	TYZACK/CLEVELY	TVR Griffith	27	43:54.596	2 laps	1 lap	116.21	1:29.165	4
12	67	XD	Andrew MOORE	Jaguar XK 120	27	45:18.067	2 laps	1:23.471	112.64	1:33.262	6
13	16	XK	DAVIES ROBERTS/KEITH	Jaguar XK 150	27	46:08.491	2 laps	50.424	110.59	1:35.016	5
14	26	C	Steve SEAMAN	Lotus Elan 26R	27	46:21.309	2 laps	12.818	110.08	1:34.385	23
15	15	XK	John BURTON	Jaguar XK 120 FHC	26	45:18.496	3 laps	1 lap	108.45	1:34.940	4
16	36	D	DAVIS/MITCHAM	Austin Healey Sebring Sprite	26	45:21.209	3 laps	2.713	108.34	1:34.733	25
17	44	XD	SKIPWORTH/BATT	Jaguar XK 120	26	45:25.015	3 laps	3.806	108.19	1:35.679	26
18	23	XK	LOVE/KEEN	Jaguar XK 150	26	45:41.640	3 laps	16.625	107.53	1:35.334	25
19	8	XK	ZIEGLER/SALMON	Jaguar XK 120	26	45:56.393	3 laps	14.753	106.96	1:36.322	4
20	66	B	Michael PEARSON	Triumph TR4	26	45:59.869	3 laps	3.476	106.82	1:38.432	24
21	22	A	Tom HARRIS	Jaguar E-Type	26	46:35.506	3 laps	35.637	105.46	1:30.001	18
22	29	B	GRIFFITHS/TURRAL	MGB Roadster	26	46:36.505	3 laps	0.999	105.42	1:39.955	20
23	96	B	Mike BELL	Gilbern GT 1800	25	45:37.219	4 laps	1 lap	103.56	1:40.031	24
24	40	XK	KEITH-LUCAS/KEITH-LUCAS	Jaguar XK 150S FHC	25	46:24.048	4 laps	46.829	101.82	1:40.365	3
25	9	XA	CHASE-GARDENER/ALLEN	Jaguar XK 140 SE	25	46:29.746	4 laps	5.698	101.61	1:42.977	4
26	2	XK	KEITH-LUCAS/FLOYD	Jaguar XK 120 Roadstar	23	45:20.943	6 laps	2 laps	95.85	1:35.298	3
27	20	XK	O'SHEA/KEENE	Jaguar XK 150S	22	46:24.897	7 laps	1 lap	89.58	1:31.028	4

NOT CLASSIFIED

DNC	13	XK	ROCHEZ/MILLS	Jaguar XK 150 FHC	18	33:31.736	11 laps	4 laps	101.46	1:35.040	4
DNC	14	XK	Colin YOULE	Jaguar XK 120	7	12:43.647	22 laps	11 laps	103.94	1:41.767	4
DNC	21	XK	WENMAN/VENABLES	Jaguar XK 120	3	5:13.683	26 laps	4 laps	108.44	1:38.507	2
DNC	7	D	Mike HAIGH	Lenham Healey Le Mans	15	29:42.173	14 laps	0.000	95.44	1:38.529	5
DNC	6	XA	Toby FOSTER	Jaguar XK 129 OTS	19	46:28.156	10 laps	0.000	77.27	1:51.129	2
DNC	24	B	TICE/CONOLEY	Marcos 1800 GT	11	17:14.378	18 laps	8 laps	120.59	1:26.842	5
DNC	30	XD	Dick SKIPWORTH	Jaguar XK 120	10	18:54.440	19 laps	1 lap	99.95	1:41.718	2
DQ	68	I	Mark WRIGHT	Piper GTT							

FASTEST LAP

20	XK	O'SHEA/KEENE	Jaguar XK 150S	4	1:31.028	77.40 mph	124.57 kph
19	A	CHILES SNR/INGRAM	AC Cobra	3	1:26.389	81.56 mph	131.26 kph
9	XA	CHASE-GARDENER/ALLEN	Jaguar XK 140 SE	4	1:42.977	68.42 mph	110.11 kph
36	D	DAVIS/MITCHAM	Austin Healey Sebring Sprite	25	1:34.733	74.37 mph	119.70 kph
24	B	TICE/CONOLEY	Marcos 1800 GT	5	1:26.842	81.13 mph	130.57 kph
26	C	Steve SEAMAN	Lotus Elan 26R	23	1:34.385	74.65 mph	120.14 kph
67	XD	Andrew MOORE	Jaguar XK 120	6	1:33.262	75.55 mph	121.58 kph

Car 68 Excluded from Results - Technical Infringements - 3.4.1

Weather / Track : Cloudy / Dry

These results are provisional until the conclusion of any judicial and technical matters.

Donington Park National
Circuit Length = 3149 metres
Start: 14:02 End: 14:49

Clerk of Course :	Timekeeper :
-------------------	--------------

Cloth Cap with XK Challenge

RACE 2 - LAP CHART

Lap 1			Lap 2			Lap 3			Lap 4			Lap 5		
No	Behind	Laptime	No	Behind	Laptime	No	Behind	Laptime	No	Behind	Laptime	No	Behind	Laptime
72		1:31.044	72		1:27.558	68		1:27.263	68		1:27.036	68		1:26.401
68	1.188	1:32.232	68	0.617	1:26.987	72	0.594	1:28.474	72	1.366	1:27.808	72	2.378	1:27.413
71	1.871	1:32.915	99	2.081	1:27.483	99	2.272	1:28.071	99	2.999	1:27.763	19	4.395	1:26.803
99	2.156	1:33.200	71	3.173	1:28.860	71	3.137	1:27.844	19	3.993	1:26.589	99	6.267	1:29.669
93	4.323	1:35.367	19	5.931	1:27.814	19	4.440	1:26.389	71	4.589	1:28.488	71	7.427	1:29.239
39	4.895	1:35.939	93	7.397	1:30.632	24	7.275	1:27.493	24	8.085	1:27.846	24	8.526	1:26.842
65	5.309	1:36.353	39	7.628	1:30.291	93	8.872	1:29.355	39	10.218	1:27.760	39	11.557	1:27.740
19	5.675	1:36.719	24	7.662	1:28.531	39	9.494	1:29.746	93	10.872	1:29.036	93	12.529	1:28.058
24	6.689	1:37.733	65	8.202	1:30.451	65	10.080	1:29.758	65	11.095	1:28.051	65	13.373	1:28.679
22	7.115	1:38.159	47	10.378	1:29.911	47	12.170	1:29.672	5	13.929	1:28.248	5	14.486	1:26.958
47	8.025	1:39.069	3	12.600	1:31.514	5	12.717	1:27.736	47	14.961	1:29.827	47	17.740	1:29.180
3	8.644	1:39.688	5	12.861	1:29.732	114	16.686	1:30.028	114	18.815	1:29.165	114	21.851	1:29.437
20	9.527	1:40.571	20	13.729	1:31.760	3	17.915	1:33.195	20	22.382	1:31.028	20	27.326	1:31.345
5	10.687	1:41.731	114	14.538	1:30.099	20	18.390	1:32.541	3	24.133	1:33.254	3	30.343	1:32.611
2	11.732	1:42.776	22	17.610	1:38.053	22	22.306	1:32.576	22	26.278	1:31.008	22	30.429	1:30.552
114	11.997	1:43.041	67	20.224	1:35.123	67	26.897	1:34.553	67	33.743	1:33.882	67	40.756	1:33.414
67	12.659	1:43.703	2	20.986	1:36.812	2	28.404	1:35.298	2	36.909	1:35.541	2	47.175	1:36.667
8	15.270	1:46.314	13	25.396	1:36.212	13	33.226	1:35.710	13	41.230	1:35.040	15	50.967	1:35.816
13	16.742	1:47.786	15	25.848	1:35.687	15	33.648	1:35.680	15	41.552	1:34.940	8	56.126	1:36.629
36	17.576	1:48.620	8	26.460	1:38.748	8	36.612	1:38.032	8	45.898	1:36.322	16	56.218	1:35.016
15	17.719	1:48.763	36	30.820	1:40.802	16	39.537	1:35.586	16	47.603	1:35.102	26	1:06.205	1:34.635
7	19.972	1:51.016	21	31.558	1:38.507	36	44.513	1:41.573	7	57.212	1:39.620	7	1:09.340	1:38.529
21	20.609	1:51.653	16	31.831	1:37.470	7	44.628	1:39.805	26	57.971	1:35.569	44	1:15.703	1:38.593
23	21.626	1:52.670	7	32.703	1:40.289	21	47.201	1:43.523	36	58.987	1:41.510	36	1:16.903	1:44.317
16	21.919	1:52.963	23	36.441	1:42.373	26	49.438	1:39.441	44	1:03.511	1:38.402	13	1:16.908	2:02.079
30	23.032	1:54.076	30	37.192	1:41.718	23	51.725	1:43.164	23	1:07.433	1:42.744	23	1:22.778	1:41.746
14	23.562	1:54.606	44	37.412	1:41.088	44	52.145	1:42.613	14	1:07.999	1:41.767	14	1:23.995	1:42.397
44	23.882	1:54.926	26	37.877	1:40.993	14	53.268	1:43.071	66	1:08.601	1:41.835	40	1:25.203	1:42.641
26	24.442	1:55.486	14	38.077	1:42.073	30	53.734	1:44.422	40	1:08.963	1:42.141	66	1:26.365	1:44.165
96	25.447	1:56.491	96	40.803	1:42.914	66	53.802	1:40.559	29	1:09.683	1:42.316	29	1:26.536	1:43.254
66	25.975	1:57.019	66	41.123	1:42.706	40	53.858	1:40.365	30	1:10.432	1:43.734	30	1:27.771	1:43.740
40	26.654	1:57.698	40	41.373	1:42.277	29	54.403	1:40.240	96	1:15.693	1:42.998			
29	27.443	1:58.487	29	42.043	1:42.158	96	59.731	1:46.808	9	1:17.033	1:42.977			
9	29.108	2:00.152	9	45.385	1:43.835	9	1:01.092	1:43.587						
6	33.184	2:04.228	6	56.755	1:51.129	6	1:25.777	1:56.902						

Cloth Cap with XK Challenge

RACE 2 - LAP CHART

Lap 6			Lap 7			Lap 8			Lap 9			Lap 10		
No	Behind	Laptime	No	Behind	Laptime	No	Behind	Laptime	No	Behind	Laptime	No	Behind	Laptime
68		1:28.989	68		1:32.228	68		1:32.088	68		1:32.374	68		1:31.879
72	3.990	1:30.601	23	1 LAP	1:43.533	7	1 LAP	1:48.929	8	1 LAP	1:45.498	16	1 LAP	1:42.421
96	1 LAP	1:43.698	14	1 LAP	1:44.169	44	1 LAP	1:44.577	26	1 LAP	1:42.563	8	1 LAP	1:44.080
19	6.854	1:31.448	72	8.502	1:36.740	13	1 LAP	1:43.831	15	1 LAP	1:44.801	26	1 LAP	1:43.265
9	1 LAP	1:47.123	40	1 LAP	1:45.575	36	1 LAP	1:45.179	7	1 LAP	1:45.876	15	1 LAP	1:47.586
99	9.080	1:31.802	29	1 LAP	1:44.615	72	17.148	1:40.734	44	1 LAP	1:45.608	22	2 LAPS	3:44.959
71	9.594	1:31.156	66	1 LAP	1:46.691	19	20.756	1:40.042	13	1 LAP	1:45.621	19	32.063	1:40.181
24	9.969	1:30.432	19	12.802	1:38.176	23	1 LAP	1:49.609	6	5 LAPS	7:55.892	72	33.294	1:42.368
39	12.040	1:29.472	71	15.127	1:37.761	71	22.903	1:39.864	72	22.805	1:38.031	44	1 LAP	1:46.824
93	13.856	1:30.316	30	1 LAP	1:48.681	39	25.932	1:41.031	19	23.761	1:35.379	13	1 LAP	1:46.699
65	14.168	1:29.784	39	16.989	1:37.177	40	1 LAP	1:48.998	36	1 LAP	1:47.935	5	39.723	1:35.361
5	15.469	1:29.972	96	1 LAP	1:49.668	5	27.137	1:37.269	71	35.529	1:45.000	71	40.367	1:36.717
47	19.873	1:31.122	5	21.956	1:38.715	29	1 LAP	1:49.304	5	36.241	1:41.478	24	41.119	1:35.357
114	23.703	1:30.841	93	22.744	1:41.116	24	27.451	1:36.529	24	37.641	1:42.564	7	1 LAP	1:54.509 P
20	31.193	1:32.856	24	23.010	1:45.269	66	1 LAP	1:50.287	39	38.631	1:45.073	114	41.920	1:33.791
3	35.993	1:34.639	47	27.336	1:39.691	93	33.214	1:42.558	114	40.008	1:36.781	39	42.801	1:36.049
22	43.698	1:42.258	114	27.918	1:36.443	114	35.601	1:39.771	2	2 LAPS	4:14.726	36	1 LAP	1:52.165
67	45.029	1:33.262	65	28.070	1:46.130	30	1 LAP	1:52.985	40	1 LAP	1:47.934	2	2 LAPS	1:40.316
15	59.268	1:37.290	9	1 LAP	1:54.832	47	36.153	1:40.905	23	1 LAP	1:52.849	93	50.049	1:38.557
2	1:03.328	1:45.142	99	32.768	1:55.916	65	37.273	1:41.291	93	43.371	1:42.531	47	50.588	1:38.476
16	1:03.485	1:36.256	3	41.827	1:38.062	96	1 LAP	1:52.926	47	43.991	1:40.212	6	5 LAPS	2:02.554
8	1:05.809	1:38.672	67	55.309	1:42.508	99	43.991	1:43.311	29	1 LAP	1:49.216	40	1 LAP	1:43.173
26	1:11.716	1:34.500	16	1:14.411	1:43.154	3	48.094	1:38.355	65	44.546	1:39.647	65	55.691	1:43.024
7	1:21.174	1:40.823	22	1:17.131	2:05.661	14	1 LAP	2:15.564 P	66	1 LAP	1:47.867	29	1 LAP	1:44.439
44	1:27.279	1:40.565	8	1:20.870	1:47.289	9	1 LAP	1:54.979	99	52.222	1:40.605	99	1:01.006	1:40.663
13	1:29.617	1:41.698	26	1:25.354	1:45.866	67	1:03.569	1:40.348	3	55.015	1:39.295	3	1:01.654	1:38.518
36	1:31.210	1:43.296	15	1:25.855	1:58.815	16	1:27.317	1:44.994	30	1 LAP	1:53.884 P	66	1 LAP	1:49.819
									96	1 LAP	1:49.284	23	1 LAP	1:53.475
									67	1:10.584	1:39.389	67	1:18.889	1:40.184
									9	1 LAP	1:57.010 P	96	1 LAP	1:52.719

Cloth Cap with XK Challenge

RACE 2 - LAP CHART

Lap 11			Lap 12			Lap 13			Lap 14			Lap 15		
No	Behind	Laptime	No	Behind	Laptime	No	Behind	Laptime	No	Behind	Laptime	No	Behind	Laptime
68		1:31.804	68		1:34.544	19		1:32.993	19		1:36.027	71		1:33.879
16	1 LAP	1:41.448	96	2 LAPS	1:48.762 P	26	1 LAP	1:41.089	71	4.969	1:31.699	47	1 LAP	2:48.587
26	1 LAP	1:41.905	16	1 LAP	1:41.154	72	8.799	1:34.831	114	8.103	1:32.415	114	3.238	1:33.983
8	1 LAP	1:43.309	26	1 LAP	1:40.112	71	9.297	1:34.887	26	1 LAP	1:41.505 P	16	1 LAP	1:44.203 P
30	2 LAPS	2:38.525 P	8	1 LAP	1:41.837	8	1 LAP	1:45.405 P	72	10.898	1:38.126	9	3 LAPS	1:48.412
15	1 LAP	1:44.400	19	34.867	1:33.987	114	11.715	1:33.694	39	12.947	1:33.478	39	7.748	1:33.649
19	35.424	1:35.165	7	2 LAPS	3:01.922	7	2 LAPS	1:45.471	65	1 LAP	1:34.211	65	1 LAP	1:32.151
72	36.868	1:35.378	72	41.828	1:39.504	15	1 LAP	1:39.566	7	2 LAPS	1:43.377	8	2 LAPS	3:15.649
71	44.189	1:35.626	71	42.270	1:32.625	39	15.496	1:34.885	15	1 LAP	1:44.624 P	93	1 LAP	3:00.556
24	45.097	1:35.782	15	1 LAP	1:43.495	65	1 LAP	2:58.397	44	2 LAPS	1:41.039	22	3 LAPS	1:32.696
5	45.309	1:37.390	114	45.881	1:33.711	44	2 LAPS	3:04.900	22	3 LAPS	2:59.290	99	1 LAP	1:33.854
22	2 LAPS	1:52.724 P	39	48.471	1:35.197	93	26.101	1:37.259	99	1 LAP	2:56.402	68	25.730	1:28.864
114	46.714	1:36.598	30	2 LAPS	1:52.675	47	26.970	1:37.069	68	35.714	1:29.463	7	2 LAPS	1:44.425 P
39	47.818	1:36.821	93	56.702	1:36.301	3	39.339	1:37.135	2	3 LAPS	3:15.813	44	2 LAPS	1:43.550
13	1 LAP	1:45.891	47	57.761	1:34.721	68	42.278	2:50.138 P	3	43.925	1:40.613	2	3 LAPS	1:42.416
93	54.945	1:36.700	2	2 LAPS	1:42.659	40	1 LAP	1:41.568	40	1 LAP	1:41.945 P	66	2 LAPS	1:40.632
44	1 LAP	1:52.901 P	3	1:10.064	1:36.734	66	2 LAPS	3:11.002	66	2 LAPS	1:40.014	36	2 LAPS	3:12.729
47	57.584	1:38.800	22	2 LAPS	1:58.130	29	2 LAPS	3:20.746	29	2 LAPS	1:52.725	6	7 LAPS	4:37.220
2	2 LAPS	1:40.212 P	40	1 LAP	1:43.548	36	1 LAP	1:50.992 P	67	1:10.910	1:43.205	29	2 LAPS	1:41.078
36	1 LAP	1:46.481	99	1:14.489	1:42.045	67	1:03.732	1:38.275	13	2 LAPS	3:36.393	5	1:12.553	1:32.696
65	1:02.625	1:38.738	36	1 LAP	1:46.508	5	1:23.281	1:31.537	96	2 LAPS	3:07.768	19	1:14.513	2:53.361 P
40	1 LAP	1:42.701	13	1 LAP	2:06.460 P	23	1 LAP	1:53.661 P	5	1:18.705	1:31.451	23	2 LAPS	3:01.058
99	1:06.988	1:37.786	67	1:33.317	1:41.536	9	2 LAPS	1:49.296	20	6 LAPS	3:24.612	72	1:21.703	2:49.653 P
3	1:07.874	1:38.024	23	1 LAP	1:52.247	16	1:34.049	1:40.031				96	2 LAPS	1:47.121
29	1 LAP	1:46.128 P	9	2 LAPS	1:50.286							26	1 LAP	2:58.465
66	1 LAP	1:48.602 P	6	5 LAPS	2:01.958							47	1:34.011	1:33.329
6	5 LAPS	2:00.799	96	1 LAP	1:50.921 P							20	6 LAPS	1:39.365
23	1 LAP	1:52.904	20	5 LAPS	1:50.924 P							13	2 LAPS	2:00.371
67	1:26.325	1:39.240	5	1:59.604	2:48.839 P									
9	2 LAPS	3:18.657	16	2:01.878	1:40.139									

Cloth Cap with XK Challenge

RACE 2 - LAP CHART

Lap 16			Lap 17			Lap 18			Lap 19			Lap 20		
No	Behind	Laptime	No	Behind	Laptime	No	Behind	Laptime	No	Behind	Laptime	No	Behind	Laptime
114		1:37.385	68		1:29.455	68		1:30.914	68		1:29.113	68		1:31.732
65	1 LAP	1:31.614	99	1 LAP	1:32.226	40	3 LAPS	1:54.907	26	2 LAPS	1:41.311 P	114	1 LAP	1:36.468
39	2.922	1:35.797	15	2 LAPS	1:39.944	20	7 LAPS	1:41.239	16	2 LAPS	1:37.668	29	3 LAPS	1:45.012
93	1 LAP	1:32.897	9	3 LAPS	1:45.385	22	3 LAPS	1:34.171	22	3 LAPS	1:32.783	22	3 LAPS	1:32.981
22	3 LAPS	1:33.034	8	2 LAPS	1:42.080	96	3 LAPS	1:49.526	99	1 LAP	1:33.911	16	2 LAPS	1:37.413
9	3 LAPS	1:48.514	3	1 LAP	1:35.336	99	1 LAP	1:35.953	20	7 LAPS	1:40.219	99	1 LAP	1:31.419
99	1 LAP	1:31.539	44	2 LAPS	1:39.679	13	3 LAPS	1:41.636	40	3 LAPS	1:49.646	26	2 LAPS	1:43.444
15	2 LAPS	3:09.999	2	3 LAPS	1:41.053	6	8 LAPS	2:01.723	13	3 LAPS	1:41.928	20	7 LAPS	1:37.747
68	14.362	1:29.255	67	1 LAP	1:36.421	15	2 LAPS	1:40.059	96	3 LAPS	1:45.622	13	3 LAPS	1:39.887
8	2 LAPS	1:45.430	36	2 LAPS	1:36.832	3	1 LAP	1:34.401	3	1 LAP	1:35.850	96	3 LAPS	1:42.253
3	1 LAP	3:02.454	5	48.370	1:29.020	8	2 LAPS	1:41.425	15	2 LAPS	1:39.499	3	1 LAP	1:35.725
44	2 LAPS	1:41.110	66	2 LAPS	1:39.434	9	3 LAPS	1:45.523	8	2 LAPS	1:39.461	15	2 LAPS	1:37.957
2	3 LAPS	1:40.301	19	51.132	1:29.309	44	2 LAPS	1:39.323	6	8 LAPS	1:56.467	40	3 LAPS	1:48.871
7	2 LAPS	1:55.566	71	1:01.082	1:37.205	5	46.028	1:28.572	44	2 LAPS	1:38.427	5	43.121	1:29.987
67	1 LAP	2:58.853	72	1:01.347	1:31.141	2	3 LAPS	1:40.110	9	3 LAPS	1:44.546	8	2 LAPS	1:42.355
36	2 LAPS	1:37.233	23	2 LAPS	1:36.681	67	1 LAP	1:36.853	5	44.866	1:27.951	19	47.205	1:29.937
66	2 LAPS	1:41.341	39	1:08.302	2:49.197 P	19	49.151	1:28.933	19	49.000	1:28.962	44	2 LAPS	1:40.956
5	1:03.167	1:31.237	29	2 LAPS	1:40.547	36	2 LAPS	1:36.504	67	1 LAP	1:36.872	9	3 LAPS	1:45.231
19	1:05.640	1:31.750	47	1:16.597	1:33.576	66	2 LAPS	1:38.762	36	2 LAPS	1:36.755	67	1 LAP	1:35.774
71	1:07.694	2:48.317 P	114	1:17.954	3:01.771 P	72	1:01.157	1:30.724	2	3 LAPS	1:42.394	72	1:01.142	1:29.906
29	2 LAPS	1:45.070	26	1 LAP	1:37.401	71	1:03.105	1:32.937	72	1:02.968	1:30.924	36	2 LAPS	1:36.078
23	2 LAPS	1:38.794	65	1:22.035	1:32.467	39	1:09.538	1:32.150	71	1:06.786	1:32.794	6	8 LAPS	2:00.110
72	1:14.023	1:32.943	16	1 LAP	1:38.730	23	2 LAPS	1:37.601	66	2 LAPS	1:39.861	71	1:07.484	1:32.430
40	2 LAPS	3:46.467	93	1:27.588	1:34.184	47	1:17.363	1:31.680	39	1:12.142	1:31.717	2	3 LAPS	1:40.760
6	7 LAPS	2:00.749				29	2 LAPS	1:40.336	47	1:18.869	1:30.619	39	1:12.109	1:31.699
47	1:26.838	1:33.450				7	3 LAPS	3:52.016	23	2 LAPS	1:37.165	47	1:17.470	1:30.333
26	1 LAP	1:39.824				65	1:23.431	1:32.310	65	1:31.161	1:36.843	66	2 LAPS	1:40.059
96	2 LAPS	1:45.461				114	1:25.703	1:38.663	93	1:31.382	1:31.965	23	2 LAPS	1:36.653
16	1 LAP	3:09.682				93	1:28.530	1:31.856						
65	1:33.385	1:32.289												
20	6 LAPS	1:38.835												
93	1:37.221	1:33.165												
13	2 LAPS	1:44.828												
22	2 LAPS	1:31.870												

Cloth Cap with XK Challenge

RACE 2 - LAP CHART

Lap 21			Lap 22			Lap 23			Lap 24			Lap 25		
No	Behind	Laptime	No	Behind	Laptime	No	Behind	Laptime	No	Behind	Laptime	No	Behind	Laptime
68		1:30.454	68		1:31.061	68		1:33.141	68		1:33.863	68		1:30.779
93	1 LAP	1:32.645	23	3 LAPS	1:37.207	93	1 LAP	1:31.702	93	1 LAP	1:33.162	93	1 LAP	1:31.430
114	1 LAP	1:35.419	93	1 LAP	1:32.005	66	3 LAPS	1:40.495	22	3 LAPS	1:31.224	22	3 LAPS	1:30.199 P
22	3 LAPS	1:30.001	6	9 LAPS	2:00.564	23	3 LAPS	1:36.824	2	4 LAPS	1:43.775	40	4 LAPS	1:46.995
99	1 LAP	1:31.680	114	1 LAP	1:33.330	22	3 LAPS	1:33.454	23	3 LAPS	1:37.151	114	1 LAP	1:34.286
29	3 LAPS	1:41.627	22	3 LAPS	1:32.317	114	1 LAP	1:34.092	114	1 LAP	1:34.489	23	3 LAPS	1:36.044
16	2 LAPS	1:37.306	99	1 LAP	1:32.295	99	1 LAP	1:32.929	9	4 LAPS	1:47.593	99	1 LAP	1:34.111
65	1 LAP	1:57.515	16	2 LAPS	1:36.426	65	1 LAP	1:31.386	66	3 LAPS	1:40.689	66	3 LAPS	1:40.418
20	7 LAPS	1:39.812	29	3 LAPS	1:40.579	16	2 LAPS	1:36.032	99	1 LAP	1:31.786	65	1 LAP	1:29.763
26	2 LAPS	1:49.554	65	1 LAP	1:30.712	29	3 LAPS	1:39.955	65	1 LAP	1:30.967	9	4 LAPS	1:45.282
3	1 LAP	1:34.435	20	7 LAPS	1:39.023	6	9 LAPS	1:59.786	16	2 LAPS	1:36.620	5	31.172	1:29.412
13	3 LAPS	1:39.666	26	2 LAPS	1:35.405	5	37.406	1:30.202	5	32.539	1:28.996	19	33.952	1:28.288
5	42.060	1:29.393	5	40.345	1:29.346	20	7 LAPS	1:38.613	19	36.443	1:28.657	16	2 LAPS	1:37.112
15	2 LAPS	1:37.595	3	1 LAP	1:35.596	19	41.649	1:30.058	29	3 LAPS	1:41.076	29	3 LAPS	1:41.280
96	3 LAPS	1:42.458	19	44.732	1:29.705	26	2 LAPS	1:37.518	20	7 LAPS	1:37.531	26	2 LAPS	1:34.385
19	46.088	1:29.337	15	2 LAPS	1:41.654	3	1 LAP	1:35.734	3	1 LAP	1:35.436	20	7 LAPS	1:36.544
40	3 LAPS	1:47.777	96	3 LAPS	1:42.548	72	1:00.514	1:31.995	26	2 LAPS	1:37.410	3	1 LAP	1:37.152
8	2 LAPS	1:40.660	72	1:01.660	1:32.227	15	2 LAPS	1:41.785	6	9 LAPS	1:57.581	2	4 LAPS	2:14.595
72	1:00.494	1:29.806	44	2 LAPS	1:40.927	96	3 LAPS	1:44.566	72	57.101	1:30.450	72	56.177	1:29.855
44	2 LAPS	1:38.638	71	1:10.870	1:33.190	71	1:09.374	1:31.645	71	1:07.014	1:31.503	71	1:08.172	1:31.937
67	1 LAP	1:35.679	67	1 LAP	1:37.947	39	1:14.085	1:32.143	15	2 LAPS	1:40.086	47	1:12.129	1:30.985
36	2 LAPS	1:35.832	40	3 LAPS	1:50.018	47	1:14.540	1:30.432	47	1:11.923	1:31.246	39	1:13.864	1:31.705
71	1:08.741	1:31.711	8	2 LAPS	1:50.059	67	1 LAP	1:36.089	39	1:12.938	1:32.716	15	2 LAPS	1:39.675
39	1:13.123	1:31.468	39	1:15.083	1:33.021	44	2 LAPS	1:41.384	96	3 LAPS	1:43.596	6	9 LAPS	1:56.874
9	3 LAPS	1:47.586	36	2 LAPS	1:38.623	36	2 LAPS	1:37.299	44	2 LAPS	1:36.753	96	3 LAPS	1:41.497
47	1:18.404	1:31.388	47	1:17.249	1:29.906	8	2 LAPS	1:41.422	67	1 LAP	1:41.665	67	1 LAP	1:35.294
2	3 LAPS	1:41.708	9	3 LAPS	1:46.056	40	3 LAPS	1:50.113	36	2 LAPS	1:37.877	44	2 LAPS	1:39.464
66	2 LAPS	1:40.253	2	3 LAPS	1:41.172 P				8	2 LAPS	1:40.557	36	2 LAPS	1:37.542

Cloth Cap with XK Challenge

RACE 2 - LAP CHART

Lap 26			Lap 27			Lap 28			Lap 29		
No	Behind	Laptime	No	Behind	Laptime	No	Behind	Laptime	No	Behind	Laptime
68		1:30.654	68		1:31.402	68		1:36.937	68		1:35.521
93	1 LAP	1:31.138	67	2 LAPS	1:35.656	67	2 LAPS	1:35.955	67	2 LAPS	1:36.387
22	3 LAPS	1:31.111	93	1 LAP	1:32.510	36	3 LAPS	1:34.733	15	3 LAPS	1:37.975
8	3 LAPS	1:42.022	36	3 LAPS	1:38.470	44	3 LAPS	1:36.543	2	6 LAPS	1:43.826
114	1 LAP	1:32.954	44	3 LAPS	1:40.546	96	4 LAPS	1:40.031	36	3 LAPS	1:35.324
99	1 LAP	1:32.541	96	4 LAPS	1:43.500	114	1 LAP	1:31.807	44	3 LAPS	1:35.679
23	3 LAPS	1:35.400	114	1 LAP	1:34.134	65	1 LAP	1:30.678	5	11.852	1:32.101
65	1 LAP	1:30.947	99	1 LAP	1:34.396	5	15.272	1:27.714	19	13.737	1:29.979
5	28.187	1:27.669	65	1 LAP	1:31.197	99	1 LAP	1:33.608	99	1 LAP	1:37.392
66	3 LAPS	1:40.190	8	3 LAPS	1:44.772	19	19.279	1:28.088	96	4 LAPS	1:44.083
40	4 LAPS	1:47.790	23	3 LAPS	1:36.537	23	3 LAPS	1:35.334	23	3 LAPS	1:38.216
19	31.769	1:28.471	5	24.495	1:27.710	8	3 LAPS	1:42.666	8	3 LAPS	1:45.700
9	4 LAPS	1:43.304	6	10 LAPS	2:04.259	66	3 LAPS	1:39.040	66	3 LAPS	1:39.697
16	2 LAPS	1:37.125	19	28.128	1:27.761	6	10 LAPS	1:57.703	72	44.780	1:32.678
26	2 LAPS	1:35.107	22	3 LAPS	1:57.383	72	47.623	1:31.245	65	1 LAP	2:13.097 P
72	55.191	1:29.668	66	3 LAPS	1:38.432	16	2 LAPS	1:39.688	16	2 LAPS	1:38.187
3	1 LAP	1:36.880	40	4 LAPS	1:44.408	40	4 LAPS	1:45.863	47	1:03.488	1:38.736
29	3 LAPS	1:40.618	16	2 LAPS	1:36.565	26	2 LAPS	1:35.301	26	2 LAPS	1:43.673
20	7 LAPS	1:37.963	9	4 LAPS	1:43.532	9	4 LAPS	1:44.226	71	1:05.334	1:38.766
71	1:07.869	1:30.351	72	53.315	1:29.526	20	7 LAPS	1:34.683	40	4 LAPS	1:50.629
47	1:10.046	1:28.571	26	2 LAPS	1:35.582	47	1:00.273	1:29.210	20	7 LAPS	1:44.166
39	1:13.538	1:30.328	20	7 LAPS	1:35.200	71	1:02.089	1:31.190	3	1 LAP	1:40.681
15	2 LAPS	1:40.981	3	1 LAP	1:37.107	3	1 LAP	1:36.557	39	1:09.843	1:37.074
			29	3 LAPS	1:40.967	39	1:08.290	1:31.562	6	10 LAPS	2:01.658
			71	1:07.836	1:31.369	22	3 LAPS	2:13.795	9	4 LAPS	1:51.822
			47	1:08.000	1:29.356	29	3 LAPS	1:41.266	22	3 LAPS	1:45.117
			39	1:13.665	1:31.529	93	1:28.543	1:30.905	29	3 LAPS	1:43.466
			2	5 LAPS	3:42.871				93	1:23.865	1:30.843
			93	1:34.575	1:31.687						
			15	2 LAPS	1:39.824						

Top Hat

RACE 3 - CLASSIFICATION - AMENDED

POS	NO	CL	NAME	ENTRY	LAPS	TIME	GAP	DIFF	KPH	BEST	ON
1	6	A	John YOUNG	Ford Mustang	40	1:00:49.900			124.27	1:27.854	28
2	8	A	Leo VOYAZIDES	Ford Falcon	40	1:01:10.130	20.230	20.230	123.58	1:27.206	7
3	4	T3	SHAW/OLIVER	BMW 1800 Ti	40	1:01:36.217	46.317	26.087	122.71	1:28.403	28
4	24	A	STRETTON/BERRIDGE	Ford Mustang	40	1:02:14.908	1:25.008	38.691	121.44	1:29.351	27
5	13	A	LYNN/OLIVER	Ford Galaxie	39	1:01:35.643	1 lap	1 lap	119.66	1:29.473	36
6	10	D	CHURCHILL/BALDWIN	Austin Mini Cooper S	39	1:01:51.196	1 lap	15.553	119.16	1:29.980	17
7	69	T3	Roger WILLS	Ford Lotus Cortina MK1	39	1:01:55.223	1 lap	4.027	119.03	1:30.353	30
8	101	D	Jonathan HARTOP	Austin Mini Cooper S	39	1:02:15.427	1 lap	20.204	118.39	1:31.683	25
9	39	A	HARDING/SMAILE	Ford Falcon Sprint	38	1:01:05.541	2 laps	1 lap	117.55	1:29.329	16
10	98	A	David WENMAN	Ford Shelby Mustang	38	1:01:14.040	2 laps	8.499	117.28	1:32.506	13
11	86	A	COOKE/KEMP	Ford Mustang	38	1:01:14.638	2 laps	0.598	117.26	1:31.372	21
12	34	T3	Charles TIPPET	BMW 1800 Ti	38	1:01:45.001	2 laps	30.363	116.30	1:32.466	18
13	14	T3	SHAW/SHEPHARD	BMW Ti	38	1:01:47.045	2 laps	2.044	116.23	1:31.793	18
14	28	A	Roy STEPHENSON	Ford Mustang	38	1:02:08.170	2 laps	21.125	115.58	1:28.907	22
15	27	T3	Roger COPE	BMW 1800 tisa	36	1:01:29.034	4 laps	2 laps	110.65	1:30.210	33
16	71	A	HALL/HALL	Ford Falcon	34	53:22.193	6 laps	2 laps	120.40	1:29.144	32
17	48	D	Ian FISHER	Austin Mini Cooper S	33	54:42.000	7 laps	1 lap	114.01	1:32.728	30
18	44	A	Georg KJALLGREN	Ford Mustang	33	1:01:57.068	7 laps	7:15.068	100.67	1:32.475	12

NOT CLASSIFIED

DNC	20	T3	BRUSTIO/SMITH	Alfa Romeo GTA	31	54:12.985	9 laps	2 laps	108.06	1:36.195	29
DNC	54	T3	Ivor MILLER	Ford Lotus Cortina MK1	4	13:34.244	36 laps	27 laps	55.70	1:42.039	2
DNC	30	T3	Simon GARRAD	Ford Lotus Cortina MK 1	3	4:54.712	37 laps	1 lap	115.43	1:32.721	2
DNC	21	A	CLEVELY/TYZACK	Ford Mustang	19	28:44.853	21 laps	0.000	124.91	1:28.052	6
DNC	19	A	CHILES JNR/INGRAM	Ford Mustang	19	47:15.282	21 laps	18:30.429	75.99	1:27.655	15
DNC	111	A	DODKINS/CLARKSON	Ford Falcon Sprint	15	23:14.764	25 laps	4 laps	121.95	1:29.901	9
DNC	11	A	STYLES/PRIOR	Ford Mustang	9	14:18.064	31 laps	6 laps	118.93	1:30.535	7
DNC	18	A	ROSTRON/LARSSON	Ford Mustang	8	14:05.380	32 laps	1 lap	107.30	1:28.976	7
DNC	35	A	Paul CLAYSON	Ford Falcon Sprint	6	10:32.314	34 laps	2 laps	107.60	1:37.931	4
DNC	148	A	Richard BUTTERFIELD	Jaguar MK1	5	8:24.268	35 laps	1 lap	112.43	1:35.572	4
DNC	47	A	Chris SCRAGG	Jaguar MKII	4	6:53.901	36 laps	1 lap	109.58	1:38.327	3
DNC	77	D	EBDON/WATSON	Austin Mini Cooper S	30	48:44.438	10 laps	0.000	116.32	1:31.872	28
DNC	26	D	Ron MAYDON	Austin Mini Cooper S	18	28:19.317	22 laps	12 laps	120.11	1:31.346	17

FASTEST LAP

4	T3	SHAW/OLIVER	BMW 1800 Ti	28	1:28.403	79.70 mph	128.27 kph
8	A	Leo VOYAZIDES	Ford Falcon	7	1:27.206	80.79 mph	130.03 kph
10	D	CHURCHILL/BALDWIN	Austin Mini Cooper S	17	1:29.980	78.30 mph	126.02 kph

Weather / Track : Sunny / Dry

These results are provisional until the conclusion of any judicial and technical matters.

Donington Park National
Circuit Length = 3149 metres
Start: 15:07 End: 16:09

Clerk of Course :	Timekeeper :
-------------------	--------------

Top Hat

RACE 3 - LAP CHART

Lap 1			Lap 2			Lap 3			Lap 4			Lap 5		
No	Behind	Laptime	No	Behind	Laptime	No	Behind	Laptime	No	Behind	Laptime	No	Behind	Laptime
6		1:34.048	6		1:29.024	6		1:28.727	6		1:28.404	6		1:28.443
28	1.308	1:35.356	28	1.924	1:29.640	28	3.298	1:30.101	28	5.182	1:30.288	28	7.012	1:30.273
18	3.012	1:37.060	18	4.601	1:30.613	18	6.595	1:30.721	18	8.075	1:29.884	18	9.011	1:29.379
11	5.060	1:39.108	111	7.142	1:30.532	111	8.845	1:30.430	39	12.827	1:29.448	39	13.871	1:29.487
111	5.634	1:39.682	11	8.981	1:32.945	39	11.783	1:31.119	8	13.428	1:27.731	8	14.196	1:29.211
39	6.060	1:40.108	39	9.391	1:32.355	4	13.574	1:31.834	111	13.965	1:33.524	4	16.474	1:29.711
4	6.692	1:40.740	4	10.467	1:32.799	8	14.101	1:29.568	4	15.206	1:30.036	21	16.744	1:28.329
24	8.956	1:43.004	8	13.260	1:31.575	71	15.882	1:31.009	21	16.858	1:28.156	24	24.323	1:32.352
71	9.706	1:43.754	71	13.600	1:32.918	24	16.984	1:31.763	71	20.304	1:32.826	71	25.252	1:33.391
27	10.256	1:44.304	24	13.948	1:34.016	21	17.106	1:31.461	24	20.414	1:31.834	111	25.926	1:40.404 P
8	10.709	1:44.757	21	14.372	1:31.214	11	18.417	1:38.163	27	21.912	1:31.715	27	26.180	1:32.711
30	11.530	1:45.578	27	14.774	1:33.542	27	18.601	1:32.554	10	22.281	1:31.529	10	26.368	1:32.530
10	11.834	1:45.882	30	15.227	1:32.721	10	19.156	1:32.240	13	26.956	1:31.417	13	29.847	1:31.334
21	12.182	1:46.230	10	15.643	1:32.833	30	22.913	1:36.413	14	30.036	1:33.519	14	35.769	1:34.176
14	12.249	1:46.297	14	18.334	1:35.109	13	23.943	1:32.617	98	32.887	1:33.757	98	37.785	1:33.341
77	13.442	1:47.490	77	19.455	1:35.037	14	24.921	1:35.314	77	33.651	1:34.130	77	38.403	1:33.195
98	14.375	1:48.423	98	19.873	1:34.522	98	27.534	1:36.388	101	34.033	1:34.449	101	39.218	1:33.628
13	14.431	1:48.479	13	20.053	1:34.646	77	27.925	1:37.197	69	34.742	1:34.808	11	39.629	1:32.339
101	14.834	1:48.882	101	20.952	1:35.142	101	27.988	1:35.763	11	35.733	1:45.720 P	34	41.319	1:33.905
47	16.319	1:50.367	34	21.705	1:34.130	69	28.338	1:33.078	34	35.857	1:34.890	69	41.699	1:35.400
34	16.599	1:50.647	69	23.987	1:35.649	34	29.371	1:36.393	26	37.619	1:32.327	26	41.946	1:32.770
19	16.669	1:50.717	148	26.568	1:37.714	26	33.696	1:35.111	148	41.353	1:35.572	44	49.639	1:36.028
48	17.208	1:51.256	44	26.729	1:37.185	148	34.185	1:36.344	44	42.054	1:35.649	148	55.622	1:42.712
69	17.362	1:51.410	26	27.312	1:37.767	44	34.809	1:36.807	20	48.914	1:37.721	20	58.431	1:37.960
148	17.878	1:51.926	48	30.037	1:41.853	20	39.597	1:36.995	35	49.842	1:37.931	86	58.631	1:36.332
44	18.568	1:52.616	35	30.758	1:40.314	48	39.608	1:38.298	86	50.742	1:37.878	35	1:00.465	1:39.066
26	18.569	1:52.617	86	31.011	1:37.943	35	40.315	1:38.284	48	52.904	1:41.700	48	1:00.557	1:36.096
20	19.299	1:53.347	20	31.329	1:41.054	86	41.268	1:38.984	47	53.698	1:39.573			
35	19.468	1:53.516	47	32.929	1:45.634	47	42.529	1:38.327						
54	20.382	1:54.430	54	33.397	1:42.039	54	51.455	1:46.785						
86	22.092	1:56.140												

Top Hat

RACE 3 - LAP CHART

Lap 6			Lap 7			Lap 8			Lap 9			Lap 10		
No	Behind	Laptime	No	Behind	Laptime	No	Behind	Laptime	No	Behind	Laptime	No	Behind	Laptime
6		1:28.395	6		1:29.319	6		1:28.443	6		1:30.348	6		1:29.152
28	8.333	1:29.716	35	1 LAP	2:03.203 P	21	18.650	1:31.253	54	5 LAPS	8:10.990	20	1 LAP	1:38.362
18	9.777	1:29.161	28	9.130	1:30.116	8	19.755	1:37.187	21	17.631	1:29.329	48	1 LAP	1:38.441
8	13.124	1:27.323	18	9.434	1:28.976	39	20.576	1:33.565	8	17.868	1:28.461	8	17.389	1:28.673
39	15.186	1:29.710	8	11.011	1:27.206	4	20.914	1:32.097	4	19.330	1:28.764	4	19.327	1:29.149
21	16.401	1:28.052	39	15.454	1:29.587	111	32.673	1:31.986	39	21.671	1:31.443	21	19.957	1:31.478
4	17.570	1:29.491	21	15.840	1:28.758	27	35.096	1:31.918	111	32.226	1:29.901	39	22.330	1:29.811
24	26.829	1:30.901	4	17.260	1:29.009	71	36.788	1:32.374	27	37.254	1:32.506	111	33.514	1:30.440
111	28.472	1:30.941	24	26.972	1:29.462	24	38.672	1:40.143	71	37.328	1:30.888	27	40.499	1:32.397
71	28.590	1:31.733	111	29.130	1:29.977	13	39.085	1:33.587	24	38.103	1:29.779	71	40.919	1:32.743
27	29.318	1:31.533	27	31.621	1:31.622	10	39.849	1:33.870	13	40.063	1:31.326	24	41.598	1:32.647
10	30.026	1:32.053	71	32.857	1:33.586	28	40.993	2:00.306	18	1 LAP	3:29.586 P	13	42.687	1:31.776
13	32.382	1:30.930	13	33.941	1:30.878	11	47.592	1:31.190	10	41.083	1:31.582	10	43.642	1:31.711
14	41.063	1:33.689	10	34.422	1:33.715	98	53.515	1:34.029	11	52.913	1:35.669	14	1:02.338	1:33.407
98	42.847	1:33.457	11	44.845	1:30.535	77	53.551	1:33.549	14	58.083	1:34.068	98	1:02.913	1:33.877
11	43.629	1:32.395	14	47.621	1:35.877	14	54.363	1:35.185	98	58.188	1:35.021	77	1:03.595	1:34.122
77	44.299	1:34.291	98	47.929	1:34.401	101	55.639	1:34.369	77	58.625	1:35.422	26	1:04.220	1:33.910
101	44.926	1:34.103	77	48.445	1:33.465	69	55.952	1:34.964	26	59.462	1:33.700	101	1:04.286	1:33.777
34	45.843	1:32.919	69	49.431	1:32.653	26	56.110	1:33.625	69	59.587	1:33.983	69	1:04.932	1:34.497
69	46.097	1:32.793	101	49.713	1:34.106	34	56.428	1:33.559	101	59.661	1:34.370	34	1:05.214	1:34.175
26	46.794	1:33.243	26	50.928	1:33.453	44	1:06.147	1:33.899	34	1:00.191	1:34.111	44	1:13.405	1:33.236
44	55.966	1:34.722	34	51.312	1:34.788	86	1:21.428	1:36.423	44	1:09.321	1:33.522			
86	1:07.112	1:36.876	44	1:00.691	1:34.044	20	1:24.449	1:36.685	86	1:26.061	1:34.981			
48	1:08.790	1:36.628	86	1:13.448	1:35.655	48	1:24.768	1:37.560						
20	1:09.279	1:39.243	48	1:15.651	1:36.180									
			20	1:16.207	1:36.247									

Top Hat

RACE 3 - LAP CHART

Lap 11			Lap 12			Lap 13			Lap 14			Lap 15		
No	Behind	Laptime	No	Behind	Laptime	No	Behind	Laptime	No	Behind	Laptime	No	Behind	Laptime
6		1:29.047	6		1:28.273	6		1:28.174	6		1:28.379	6		1:28.421
86	1 LAP	1:35.254	86	1 LAP	1:33.576	19	11 LAPS	1:34.173	44	1 LAP	1:35.030	20	3 LAPS	1:47.591
48	1 LAP	1:37.208	8	17.047	1:28.313	86	1 LAP	1:34.015	19	11 LAPS	1:29.981	44	1 LAP	1:33.015
20	1 LAP	1:39.374 P	48	1 LAP	1:34.724	8	17.105	1:28.232	86	1 LAP	1:35.243	19	11 LAPS	1:28.941
8	17.007	1:28.665	21	19.254	1:28.104	21	19.964	1:28.884	8	21.270	1:32.544	21	22.220	1:29.161
21	19.423	1:28.513	4	22.557	1:29.363	4	23.884	1:29.501	21	21.480	1:29.895	4	25.962	1:29.568
4	21.467	1:31.187	39	24.857	1:29.879	48	1 LAP	1:34.750	4	24.815	1:29.310	39	29.686	1:29.403
39	23.251	1:29.968	111	39.944	1:32.701	39	26.482	1:29.799	39	28.704	1:30.601	86	1 LAP	1:38.296 P
111	35.516	1:31.049	71	46.136	1:31.594	111	47.678	1:35.908	48	1 LAP	1:35.532	48	1 LAP	1:33.922
27	42.402	1:30.950	24	46.471	1:31.424	71	50.150	1:32.188	111	51.363	1:32.064	27	1 LAP	2:55.525
71	42.815	1:30.943	27	48.211	1:34.082	24	50.381	1:32.084	71	51.832	1:30.061	71	54.161	1:30.750
24	43.320	1:30.769	10	48.793	1:30.510	10	51.619	1:31.000	24	53.141	1:31.139	10	56.663	1:30.943
10	46.556	1:31.961	13	52.219	1:32.464	27	53.643	1:33.606	10	54.141	1:30.901	111	58.167	1:35.225
13	48.028	1:34.388	28	2 LAPS	1:30.913	13	56.632	1:32.587	13	1:02.029	1:33.776	24	58.490	1:33.770
28	2 LAPS	4:46.721	14	1:10.662	1:32.459	28	2 LAPS	1:30.600	28	2 LAPS	1:29.345	28	2 LAPS	1:29.776
14	1:06.476	1:33.185	98	1:11.649	1:33.152	20	2 LAPS	3:53.837	14	1:18.246	1:32.192	13	1:09.072	1:35.464
98	1:06.770	1:32.904	26	1:12.920	1:33.261	14	1:14.433	1:31.945	98	1:21.751	1:34.149	14	1:22.190	1:32.365
77	1:07.373	1:32.825	77	1:13.332	1:34.232	98	1:15.981	1:32.506	26	1:22.929	1:34.135	98	1:26.352	1:33.022
26	1:07.932	1:32.759	69	1:13.836	1:33.467	26	1:17.173	1:32.427	77	1:23.245	1:33.164	26	1:26.750	1:32.242
101	1:08.028	1:32.789	101	1:14.095	1:34.340	69	1:17.874	1:32.212	69	1:23.714	1:34.219	77	1:27.161	1:32.337
69	1:08.642	1:32.757	34	1:14.894	1:34.196	77	1:18.460	1:33.302	101	1:24.153	1:33.096	69	1:27.492	1:32.199
34	1:08.971	1:32.804	44	1:22.443	1:32.475	101	1:19.436	1:33.515	34	1:24.444	1:33.099			
44	1:18.241	1:33.883				34	1:19.724	1:33.004						

Top Hat

RACE 3 - LAP CHART

Lap 16			Lap 17			Lap 18			Lap 19			Lap 20		
No	Behind	Laptime	No	Behind	Laptime	No	Behind	Laptime	No	Behind	Laptime	No	Behind	Laptime
6		1:28.405	6		1:32.528	21		1:28.814	4		1:30.916	4		1:34.610
101	1 LAP	1:32.673	69	1 LAP	1:34.480	4	1.371	1:28.825	44	1 LAP	1:37.081	44	1 LAP	1:33.738
34	1 LAP	1:33.263	98	1 LAP	1:36.219	86	2 LAPS	1:33.390	21	4.242	1:36.529	86	2 LAPS	1:32.961
19	11 LAPS	1:30.595	101	1 LAP	1:34.183	20	3 LAPS	1:40.515	86	2 LAPS	1:33.406	10	1 LAP	2:51.291
8	1 LAP	2:48.491	77	1 LAP	1:35.487	39	24.141	1:41.643	20	3 LAPS	1:41.203	24	1 LAP	1:33.238
44	1 LAP	1:36.629	19	11 LAPS	1:29.169	48	1 LAP	1:34.000	24	1 LAP	1:31.204	27	1 LAP	1:33.495
20	3 LAPS	1:43.872	8	1 LAP	1:28.045	24	1 LAP	1:30.955	27	1 LAP	1:30.489	71	30.777	1:32.566
21	23.920	1:30.105	44	1 LAP	1:33.874	27	1 LAP	1:31.287	48	1 LAP	1:37.828	20	3 LAPS	1:42.973
4	26.367	1:28.810	21	21.980	1:30.588	71	33.690	1:30.812	71	32.821	1:31.418	48	1 LAP	1:39.112
39	30.610	1:29.329	86	2 LAPS	2:53.044	10	38.084	1:32.968	28	2 LAPS	1:33.338	6	48.429	1:29.202
48	1 LAP	1:33.329	4	23.340	1:29.501	28	2 LAPS	1:29.395 P	6	53.837	1:30.424	13	56.991	1:33.901
27	1 LAP	1:30.728	20	3 LAPS	1:44.988	6	55.700	2:46.494 P	13	57.700	1:32.840	14	1:04.234	1:33.109
71	56.038	1:30.282	39	33.292	1:35.210	13	57.147	1:33.895	14	1:05.735	1:31.895	8	1:06.130	1:28.610
10	58.458	1:30.200	48	1 LAP	1:33.892	14	1:06.127	1:31.793	19	10 LAPS	1:29.881	19	10 LAPS	1:31.856 P
28	2 LAPS	1:29.586	24	1 LAP	2:52.513	26	1:10.993	1:32.206	8	1:12.130	1:29.095	69	1:10.204	1:31.288
13	1:13.489	1:32.822	27	1 LAP	1:30.923	19	10 LAPS	1:28.621	69	1:13.526	1:31.877	39	1 LAP	3:55.310
14	1:25.717	1:31.932	71	53.672	1:30.162	69	1:13.936	1:31.820	101	1:18.296	1:33.932	77	1 LAP	2:52.602
26	1:30.763	1:32.418	10	55.910	1:29.980	8	1:15.322	1:29.407	98	1:19.421	1:33.241	101	1:16.565	1:32.879
			28	2 LAPS	1:29.602	101	1:16.651	1:32.307	34	1 LAP	1:33.660	98	1:21.242	1:36.431
			13	1:14.046	1:33.085	98	1:18.467	1:32.849				34	1 LAP	1:33.051
			14	1:25.128	1:31.939	34	1 LAP	1:32.466				86	1 LAP	1:32.124
			26	1:29.581	1:31.346	77	1:27.803	1:43.208				44	1:41.997	1:39.083
			69	1:32.910	1:31.871							10	1:55.037	1:32.559
			101	1:35.138	1:33.483							24	1:57.420	1:29.644
			19	10 LAPS	1:28.753							28	2 LAPS	2:49.597
			77	1:35.389	1:33.674									
			98	1:36.412	1:34.774									
			8	1:36.709	1:28.257									
			34	1 LAP	3:13.583									
			44	1:49.786	1:34.702									

Top Hat

RACE 3 - LAP CHART

Lap 21			Lap 22			Lap 23			Lap 24			Lap 25		
No	Behind	Laptime	No	Behind	Laptime	No	Behind	Laptime	No	Behind	Laptime	No	Behind	Laptime
71		1:34.946	6		1:28.840	6		1:29.363	6		1:29.319	6		1:29.371
27	1 LAP	1:35.348	20	3 LAPS	1:39.371	8	16.312	1:28.417	48	2 LAPS	2:53.830	48	2 LAPS	1:35.102
6	12.675	1:29.969	48	1 LAP	1:41.593 P	20	3 LAPS	1:39.902	8	16.790	1:29.797	8	15.790	1:28.371
20	3 LAPS	1:41.887	8	17.258	1:29.053	13	1 LAP	3:10.751	13	1 LAP	1:31.893	69	1 LAP	2:46.406
48	1 LAP	1:42.914	69	26.568	1:31.873	101	1 LAP	2:51.445	101	1 LAP	1:33.116	13	1 LAP	1:31.081
13	27.872	1:36.604	98	1 LAP	2:53.470	69	30.820	1:33.615	20	3 LAPS	1:40.100	101	1 LAP	1:32.649
8	29.720	1:29.313	77	1 LAP	1:32.897	14	1 LAP	3:08.304	98	1 LAP	1:34.933	98	1 LAP	1:32.999
14	33.534	1:35.023	4	37.737	1:30.995	98	1 LAP	1:33.570	14	1 LAP	1:38.685	20	3 LAPS	1:39.085
69	36.210	1:31.729	39	1 LAP	1:39.981	77	1 LAP	1:32.222	77	1 LAP	1:32.771	4	41.895	1:30.152
77	1 LAP	1:35.558	44	1 LAP	2:52.521	4	38.196	1:29.822	4	41.114	1:32.237	77	1 LAP	1:32.446
39	1 LAP	1:39.762	34	1 LAP	1:40.457 P	39	1 LAP	1:34.410	39	1 LAP	1:33.485	14	1 LAP	1:38.322
101	47.646	1:36.804	86	1 LAP	1:31.372	44	1 LAP	1:34.278	44	1 LAP	1:34.637	39	1 LAP	1:33.725
4	48.257	2:53.980 P	24	1:10.477	1:30.164	86	1 LAP	1:31.731	86	1 LAP	1:31.841	86	1 LAP	1:32.827
34	1 LAP	1:33.666	28	2 LAPS	1:29.844	28	2 LAPS	1:29.492	27	1 LAP	2:37.733 P	44	1 LAP	1:35.047
86	1 LAP	1:31.940	10	1:12.776	1:31.917	24	1:11.637	1:30.523	34	2 LAPS	3:12.326	34	2 LAPS	1:34.996
24	1:21.828	1:30.131	71	1:13.880	2:55.395 P	10	1:14.433	1:31.020	28	2 LAPS	1:28.907	28	2 LAPS	1:29.048
10	1:22.374	1:33.060	19	11 LAPS	3:56.798	71	1:15.108	1:30.591	24	1:11.926	1:29.608	24	1:12.579	1:30.024
28	2 LAPS	1:28.940	27	1:20.634	1:31.206	19	11 LAPS	1:30.510	71	1:16.981	1:31.192	19	11 LAPS	1:29.216
27	1:30.943	1:30.652							10	1:17.492	1:32.378	71	1:18.607	1:30.997
									19	11 LAPS	1:28.364	10	1:19.987	1:31.866

Top Hat

RACE 3 - LAP CHART

Lap 26			Lap 27			Lap 28			Lap 29			Lap 30		
No	Behind	Laptime	No	Behind	Laptime	No	Behind	Laptime	No	Behind	Laptime	No	Behind	Laptime
6		1:28.616	6		1:28.125	6		1:27.854	6		1:28.117	6		1:29.547
8	15.346	1:28.172	8	15.885	1:28.664	8	16.996	1:28.965	10	1 LAP	1:30.754	71	1 LAP	1:31.104
48	2 LAPS	1:33.563	69	1 LAP	1:31.757	27	4 LAPS	5:13.742	8	17.365	1:28.486	44	2 LAPS	1:37.978
69	1 LAP	1:30.755	48	2 LAPS	1:35.448	69	1 LAP	1:31.025	27	4 LAPS	1:30.968	10	1 LAP	1:30.473
13	1 LAP	1:30.148	13	1 LAP	1:30.456	48	2 LAPS	1:33.658	69	1 LAP	1:30.580	34	3 LAPS	1:33.606
101	1 LAP	1:31.683	101	1 LAP	1:32.488	13	1 LAP	1:30.470	48	2 LAPS	1:32.942	8	16.725	1:28.907
4	44.268	1:30.989	4	45.916	1:29.773	4	46.465	1:28.403	13	1 LAP	1:30.238	27	4 LAPS	1:32.338
98	1 LAP	1:34.873	98	1 LAP	1:32.717	101	1 LAP	1:32.214	4	47.095	1:28.747	13	1 LAP	1:32.723
77	1 LAP	1:33.217	77	1 LAP	1:32.303	98	1 LAP	1:33.560	101	1 LAP	1:31.762	69	1 LAP	1:44.294
20	3 LAPS	1:39.074	20	3 LAPS	1:38.822	77	1 LAP	1:32.985	77	1 LAP	1:31.872	48	2 LAPS	1:37.255
14	1 LAP	1:37.447	39	1 LAP	1:31.997	39	1 LAP	1:31.014	98	1 LAP	1:34.811	4	46.551	1:29.003
39	1 LAP	1:33.783	14	1 LAP	1:38.893	28	2 LAPS	1:29.240	28	2 LAPS	1:29.792	101	1 LAP	1:32.093
86	1 LAP	1:32.008	86	1 LAP	1:32.022	20	3 LAPS	1:39.124	39	1 LAP	1:32.595	77	1 LAP	1:32.865
44	1 LAP	1:32.792	28	2 LAPS	1:28.909	86	1 LAP	1:33.610	19	11 LAPS	1:28.215	98	1 LAP	1:33.682
28	2 LAPS	1:28.952	44	1 LAP	1:33.384	19	11 LAPS	1:29.449	86	1 LAP	1:32.820	28	2 LAPS	1:29.392
24	1:14.284	1:30.321	24	1:15.510	1:29.351	24	1:18.596	1:30.940	24	1:20.388	1:29.909	39	1 LAP	1:32.067
34	2 LAPS	1:34.026	19	11 LAPS	1:28.433	14	1 LAP	1:38.481	20	3 LAPS	1:40.839	24	1:21.766	1:30.925
19	11 LAPS	1:27.655	34	2 LAPS	1:33.535	44	1 LAP	1:35.270	14	1 LAP	1:36.675	19	11 LAPS	1:33.395
71	1:20.524	1:30.533	71	1:22.321	1:29.922	71	1:26.707	1:32.240				86	1 LAP	1:32.894
10	1:22.677	1:31.306	10	1:25.954	1:31.402	34	2 LAPS	1:35.430						

Top Hat

RACE 3 - LAP CHART

Lap 31			Lap 32			Lap 33			Lap 34			Lap 35		
No	Behind	Laptime	No	Behind	Laptime	No	Behind	Laptime	No	Behind	Laptime	No	Behind	Laptime
6		1:29.546	6		1:28.805	6		1:29.186	6		1:29.469	6		1:30.087
71	1 LAP	1:31.123	71	1 LAP	1:29.304	71	1 LAP	1:29.144	86	2 LAPS	1:32.199	39	2 LAPS	1:33.955
14	2 LAPS	1:37.990	10	1 LAP	1:31.259	10	1 LAP	1:31.940	71	1 LAP	1:30.226	71	1 LAP	1:29.478
10	1 LAP	1:34.897	14	2 LAPS	1:35.536	8	17.476	1:30.743	10	1 LAP	1:31.650	86	2 LAPS	1:32.058
20	4 LAPS	1:40.039	44	2 LAPS	1:34.674	14	2 LAPS	1:36.774	8	18.646	1:30.639	10	1 LAP	1:31.860
44	2 LAPS	1:37.287	34	3 LAPS	1:35.059	44	2 LAPS	1:36.866	14	2 LAPS	1:35.331	8	18.634	1:30.075
34	3 LAPS	1:34.199	8	15.919	1:28.938	34	3 LAPS	1:36.538	34	3 LAPS	1:34.806	14	2 LAPS	1:34.593
8	15.786	1:28.607	20	4 LAPS	1:37.830 P	20	4 LAPS	1:36.195	27	4 LAPS	1:30.618	27	4 LAPS	1:31.262
27	4 LAPS	1:32.000	27	4 LAPS	1:30.895	27	4 LAPS	1:30.523	20	4 LAPS	1:38.878	34	3 LAPS	1:36.371
13	1 LAP	1:29.689	13	1 LAP	1:29.622	13	1 LAP	1:29.866	13	1 LAP	1:29.498	13	1 LAP	1:30.409
69	1 LAP	1:30.353	4	46.694	1:29.461	4	46.056	1:28.548	4	46.008	1:29.421	4	46.288	1:30.367
4	46.038	1:29.033	69	1 LAP	1:31.696	69	1 LAP	1:33.269	69	1 LAP	1:31.697	20	4 LAPS	1:49.872
48	2 LAPS	1:33.091	48	2 LAPS	1:32.728	48	2 LAPS	1:32.896	48	2 LAPS	1:36.059 P	69	1 LAP	1:32.516
101	1 LAP	1:32.235	101	1 LAP	1:32.343	101	1 LAP	1:32.093	101	1 LAP	1:31.794	101	1 LAP	1:32.679
98	1 LAP	1:33.784	28	2 LAPS	1:29.494	28	2 LAPS	1:31.238	28	2 LAPS	1:31.226	28	2 LAPS	1:31.439
28	2 LAPS	1:29.274	98	1 LAP	1:34.292	98	1 LAP	1:33.282	24	1:25.506	1:30.094	48	2 LAPS	1:48.612
39	1 LAP	1:31.616	24	1:23.736	1:30.535	24	1:24.881	1:30.331	98	1 LAP	1:34.083	24	1:24.778	1:29.359
24	1:22.006	1:29.786	39	1 LAP	1:33.641	39	1 LAP	1:31.681						
77	1 LAP	1:46.573 P	86	1 LAP	1:32.281									
86	1 LAP	1:32.185												

Top Hat

RACE 3 - LAP CHART

Lap 36			Lap 37			Lap 38			Lap 39			Lap 40		
No	Behind	Laptime	No	Behind	Laptime	No	Behind	Laptime	No	Behind	Laptime	No	Behind	Laptime
6		1:29.220	6		1:29.779	6		1:29.469	6		1:31.544	6		1:30.024
98	2 LAPS	1:33.483	39	2 LAPS	1:31.863	39	2 LAPS	1:33.983	39	2 LAPS	1:32.577	39	2 LAPS	1:33.124
39	2 LAPS	1:32.507	98	2 LAPS	1:37.705	98	2 LAPS	1:37.178	98	2 LAPS	1:34.218	8	20.230	1:30.833
86	2 LAPS	1:33.045	86	2 LAPS	1:37.975	86	2 LAPS	1:33.024	8	19.421	1:29.623	98	2 LAPS	1:34.937
8	20.273	1:30.859	8	21.141	1:30.647	8	21.342	1:29.670	86	2 LAPS	1:31.576	86	2 LAPS	1:34.709
10	1 LAP	1:36.365	10	1 LAP	1:37.964	27	4 LAPS	1:31.085	27	4 LAPS	1:31.309	27	4 LAPS	1:31.287
27	4 LAPS	1:31.971	27	4 LAPS	1:30.210	10	1 LAP	1:40.509	13	1 LAP	1:30.420	13	1 LAP	1:29.925
14	2 LAPS	1:35.935	14	2 LAPS	1:33.916	13	1 LAP	1:30.533	4	46.517	1:30.457	4	46.317	1:29.824
34	3 LAPS	1:34.118	34	3 LAPS	1:33.782	4	47.604	1:30.762	14	2 LAPS	1:33.999	34	3 LAPS	1:33.624
13	1 LAP	1:29.632	13	1 LAP	1:29.473	14	2 LAPS	1:35.751	34	3 LAPS	1:33.954	14	2 LAPS	1:35.935
4	46.770	1:29.702	4	46.311	1:29.320	34	3 LAPS	1:35.865	10	1 LAP	1:41.128	10	1 LAP	1:39.190
69	1 LAP	1:31.730	69	1 LAP	1:31.642	69	1 LAP	1:31.496	44	7 LAPS	9:40.042	69	1 LAP	1:31.778
101	1 LAP	1:34.826	101	1 LAP	1:34.320	28	2 LAPS	1:29.213	69	1 LAP	1:31.587	44	7 LAPS	1:35.074
28	2 LAPS	1:30.007	28	2 LAPS	1:29.429	101	1 LAP	1:32.661	28	2 LAPS	1:29.697	28	2 LAPS	1:29.968
24	1:25.039	1:29.481	24	1:25.217	1:29.957	24	1:25.389	1:29.641	101	1 LAP	1:32.262	24	1:25.008	1:31.070
									24	1:23.962	1:30.117	101	1 LAP	1:34.174

Stars of the 70s with Touring 70s

RACE 4 - CLASSIFICATION

POS	NO	CL	NAME	ENTRY	LAPS	TIME	GAP	DIFF	KPH	BEST	ON
1	13	CC	Shaun LYNN	Ford Cologne Capri	33	46:12.245			134.98	1:18.903	12
2	15	CC	Ian GUEST	BMW 3.0 CSL	33	46:20.250	8.005	8.005	134.59	1:20.479	25
3	21	CC	Alex ELLIOTT	BMW 3.0 CSL	33	47:05.970	53.725	45.720	132.41	1:20.704	19
4	10	AA	David THOMAS	Ford Capri	32	46:36.860	1 lap	1 lap	129.74	1:23.097	2
5	16	GT	PLANT/ACKLAM	Morgan Plus 8	32	47:32.698	1 lap	55.838	127.20	1:24.625	27
6	17	GC	TWYMAN/TWYMAN	Lotus VII Series 3	31	46:18.756	2 laps	1 lap	126.50	1:24.527	9
7	93	AA	Harry WYNDHAM	Ford Falcon	31	47:00.814	2 laps	42.058	124.61	1:26.260	29
8	7	CC	Alan DAFFIN	Ford Capri 3.0S	31	47:25.618	2 laps	24.804	123.53	1:27.348	29
9	55	CA	Alistair DYSON	Jaguar E-Type	30	47:31.944	3 laps	1 lap	119.28	1:29.797	21
10	70	TA	David EDWARDS	Chevrolet Camaro	29	46:45.901	4 laps	1 lap	117.19	1:31.050	18
11	24	DD	TICE/CONOLEY	BMW 2002	29	46:50.258	4 laps	4.357	117.01	1:25.986	5
12	73	GC	Amnon NEEDHAM	Lotus Europa	29	47:34.105	4 laps	43.847	115.21	1:32.374	5
13	34	AA	Chris RANDALL	BMW	28	40:31.242	5 laps	1 lap	130.59	1:20.414	23
14	37	TA	MANN/COOK	Ford Capri 3.0S	28	45:31.318	5 laps	5:00.076	116.24	1:31.584	9
15	66	CB	Michael PEARSON	Triumph TR4	28	46:49.771	5 laps	1:18.453	113.00	1:33.661	20
16	25	GB	HEWES/ADAMS	Alfa Romeo 2000 GTV	26	47:04.717	7 laps	2 laps	104.37	1:40.347	17

NOT CLASSIFIED

DNC	69	TA	THURGOOD/CHAPMAN	Ford Capri 3.0S	17	28:23.455	16 laps	9 laps	113.16	1:31.739	10
DNC	45	CC	HAMMOND/HATHAWAY	Chevrolet Camero	13	19:56.693	20 laps	4 laps	123.18	1:20.333	4
DNC	44	TC	RYAN/RYAN	Ford Escort Mexico	7	17:24.635	26 laps	6 laps	75.98	1:42.016	2
DNC	38	GC	SLACK/WRIGHT	Piper GTT	6	10:31.517	27 laps	1 lap	107.73	1:40.905	5
DNC	36	TA	Peter MALLETT	Ford Capri 3.0S	0						

FASTEST LAP

13	CC	Shaun LYNN	Ford Cologne Capri	12	1:18.903	89.30 mph	143.71 kph
34	AA	Chris RANDALL	BMW	23	1:20.414	87.62 mph	141.01 kph
16	GT	PLANT/ACKLAM	Morgan Plus 8	27	1:24.625	83.26 mph	133.99 kph
17	GC	TWYMAN/TWYMAN	Lotus VII Series 3	9	1:24.527	83.35 mph	134.15 kph
24	DD	TICE/CONOLEY	BMW 2002	5	1:25.986	81.94 mph	131.87 kph
25	GB	HEWES/ADAMS	Alfa Romeo 2000 GTV	17	1:40.347	70.21 mph	113.00 kph
70	TA	David EDWARDS	Chevrolet Camaro	18	1:31.050	77.38 mph	124.54 kph
44	TC	RYAN/RYAN	Ford Escort Mexico	2	1:42.016	69.06 mph	111.15 kph
55	CA	Alistair DYSON	Jaguar E-Type	21	1:29.797	78.46 mph	126.28 kph
66	CB	Michael PEARSON	Triumph TR4	20	1:33.661	75.23 mph	121.07 kph

Weather / Track : Sunny / Dry

These results are provisional until the conclusion of any judicial and technical matters.

Donington Park National
Circuit Length = 3149 metres
Start: 16:33 End: 17:22

Clerk of Course :	Timekeeper :
-------------------	--------------

Stars of the 70s with Touring 70s

RACE 4 - LAP CHART

Lap 1			Lap 2			Lap 3			Lap 4			Lap 5		
No	Behind	Laptime	No	Behind	Laptime	No	Behind	Laptime	No	Behind	Laptime	No	Behind	Laptime
45		1:25.345	45		1:20.978	45		1:20.778	45		1:20.333	45		1:22.289
13	0.443	1:25.788	13	0.305	1:20.840	13	0.316	1:20.789	13	0.244	1:20.261	13	0.375	1:22.420
15	1.085	1:26.430	15	1.742	1:21.635	15	2.733	1:21.769	15	3.751	1:21.351	15	4.167	1:22.705
21	2.481	1:27.826	21	3.534	1:22.031	21	4.794	1:22.038	21	6.318	1:21.857	21	7.363	1:23.334
10	4.247	1:29.592	10	6.366	1:23.097	10	9.221	1:23.633	34	11.114	1:21.978	34	10.371	1:21.546
34	4.682	1:30.027	34	6.686	1:22.982	34	9.469	1:23.561	10	12.424	1:23.536	38	1 LAP	1:41.251
24	7.023	1:32.368	24	14.147	1:28.102	17	20.176	1:24.784	17	24.816	1:24.973	10	14.030	1:23.895
7	8.528	1:33.873	7	15.680	1:28.130	24	20.566	1:27.197	24	26.768	1:26.535	44	1 LAP	1:42.950
17	12.608	1:37.953	17	16.170	1:24.540	16	23.069	1:26.168	16	29.139	1:26.403	25	1 LAP	1:42.243
16	13.251	1:38.596	16	17.679	1:25.406	7	23.788	1:28.886	93	31.971	1:26.547	17	27.081	1:24.554
93	14.816	1:40.161	93	20.186	1:26.348	93	25.757	1:26.349	7	32.488	1:29.033	24	30.465	1:25.986
55	20.195	1:45.540	55	31.101	1:31.884	55	42.129	1:31.806	55	53.723	1:31.927	16	32.667	1:25.817
70	22.719	1:48.064	70	35.267	1:33.526	70	47.436	1:32.947	73	1:00.822	1:33.307	93	36.537	1:26.855
73	23.083	1:48.428	73	35.676	1:33.571	73	47.848	1:32.950	70	1:03.502	1:36.399	7	38.379	1:28.180
69	24.543	1:49.888	37	36.427	1:32.515	37	48.602	1:32.953	37	1:03.831	1:35.562	55	1:02.735	1:31.301
37	24.890	1:50.235	69	37.626	1:34.061	69	50.219	1:33.371	69	1:04.202	1:34.316	73	1:10.907	1:32.374
66	29.164	1:54.509	66	45.146	1:36.960	66	1:01.252	1:36.884	66	1:15.731	1:34.812	70	1:14.269	1:33.056
44	31.930	1:57.275	44	52.968	1:42.016	38	1:14.686	1:41.437				37	1:14.984	1:33.442
38	32.524	1:57.869	38	54.027	1:42.481	44	1:15.507	1:43.317				69	1:15.521	1:33.608
25	35.441	2:00.786	25	56.573	1:42.110	25	1:19.545	1:43.750						

Stars of the 70s with Touring 70s

RACE 4 - LAP CHART

Lap 6			Lap 7			Lap 8			Lap 9			Lap 10		
No	Behind	Laptime	No	Behind	Laptime	No	Behind	Laptime	No	Behind	Laptime	No	Behind	Laptime
45		1:21.945	45		1:23.356	13		1:21.456	13		1:19.357	13		1:19.567
13	0.317	1:21.887	13	0.439	1:23.478	45	0.037	1:21.932	45	3.208	1:22.528	45	5.850	1:22.209
15	3.572	1:21.350	70	1 LAP	1:34.448	15	4.803	1:23.079	25	2 LAPS	1:43.909	15	9.567	1:21.784
66	1 LAP	1:35.945	15	3.619	1:23.403	21	8.608	1:23.531	15	7.350	1:21.904	21	14.978	1:23.285
21	7.694	1:22.276	37	1 LAP	1:34.177	73	1 LAP	1:32.573	21	11.260	1:22.009	34	23.374	1:26.569
34	10.758	1:22.332	69	1 LAP	1:34.579	34	11.633	1:24.149	55	1 LAP	1:33.547	55	1 LAP	1:33.146
10	16.427	1:24.342	21	6.972	1:22.634	70	1 LAP	1:34.984	34	16.372	1:24.096	25	2 LAPS	1:43.553
17	30.579	1:25.443	34	9.379	1:21.977	37	1 LAP	1:34.987	73	1 LAP	1:34.347	10	33.158	1:24.657
38	1 LAP	1:40.905	10	17.469	1:24.398	69	1 LAP	1:34.558	10	28.068	1:27.335	73	1 LAP	1:34.064
24	35.738	1:27.218	66	1 LAP	1:36.659	10	20.090	1:24.516	70	1 LAP	1:34.513	70	1 LAP	1:31.593
16	36.737	1:26.015	17	32.346	1:25.123	66	1 LAP	1:35.824	37	1 LAP	1:34.736	37	1 LAP	1:31.584
25	1 LAP	1:42.072	24	39.575	1:27.193	17	35.097	1:24.646	69	1 LAP	1:34.521	17	45.263	1:24.563
93	41.718	1:27.126	16	40.026	1:26.645	16	44.027	1:25.896	17	40.267	1:24.527	69	1 LAP	1:33.210
44	1 LAP	1:49.706 P	93	45.780	1:27.418	24	44.610	1:26.930	16	50.297	1:25.627	16	56.322	1:25.592
7	45.502	1:29.068	7	52.700	1:30.554	93	51.145	1:27.260	66	1 LAP	1:35.459	24	58.387	1:26.464
55	1:12.112	1:31.322	38	1 LAP	1:47.574 P	7	59.756	1:28.951	24	51.490	1:26.237	66	1 LAP	1:35.120
73	1:21.387	1:32.425	25	1 LAP	1:44.952				93	59.059	1:27.271	93	1:06.649	1:27.157
			55	1:20.708	1:31.952				7	1:09.156	1:28.757	7	1:18.625	1:29.036

Stars of the 70s with Touring 70s

RACE 4 - LAP CHART

Lap 11			Lap 12			Lap 13			Lap 14			Lap 15		
No	Behind	Laptime	No	Behind	Laptime	No	Behind	Laptime	No	Behind	Laptime	No	Behind	Laptime
13		1:19.775	13		1:18.903	13		1:19.898	13		1:22.732	13		1:24.087
45	9.437	1:23.362	66	2 LAPS	1:35.749	93	1 LAP	1:26.790	70	2 LAPS	1:31.950	70	2 LAPS	1:32.655 P
15	11.855	1:22.063	7	1 LAP	1:28.513	15	16.059	1:21.476	37	2 LAPS	1:34.276 P	93	1 LAP	1:27.687
44	5 LAPS	6:14.729	15	14.481	1:21.529	66	2 LAPS	1:36.131	93	1 LAP	1:27.398	69	3 LAPS	2:59.890
21	17.228	1:22.025	45	15.874	1:25.340	7	1 LAP	1:32.074 P	73	2 LAPS	1:38.052	15	14.057	1:23.313
34	24.415	1:20.816	21	20.831	1:22.506	21	23.444	1:22.511	15	14.831	1:21.504	37	2 LAPS	1:36.759
10	37.733	1:24.350	34	27.467	1:21.955	34	28.984	1:21.415	25	3 LAPS	1:43.618	7	2 LAPS	2:46.643
55	1 LAP	1:32.587	10	43.603	1:24.773	10	48.430	1:24.725	21	23.721	1:23.009	73	2 LAPS	1:38.161 P
25	2 LAPS	1:42.013	55	1 LAP	1:32.687	17	1:03.003	1:25.481	34	26.970	1:20.718	21	21.824	1:22.190
17	51.066	1:25.578	17	57.420	1:25.257	55	1 LAP	1:32.577	66	2 LAPS	1:34.795 P	34	24.086	1:21.203
73	1 LAP	1:35.289	44	5 LAPS	2:14.642	16	1:17.306	1:26.233	10	50.082	1:24.384	25	3 LAPS	1:44.017
70	1 LAP	1:33.114	16	1:10.971	1:27.481	24	1:18.714	1:26.267	45	1 LAP	3:26.298	66	2 LAPS	1:38.230
37	1 LAP	1:33.203	70	1 LAP	1:32.869				17	1:05.502	1:25.231	10	50.738	1:24.743
69	1 LAP	1:31.739	73	1 LAP	1:37.263				55	1 LAP	1:31.885	17	1:06.514	1:25.099
16	1:02.393	1:25.846	24	1:12.345	1:26.619				16	1:20.270	1:25.696	16	1:21.686	1:25.503
24	1:04.629	1:26.017	37	1 LAP	1:34.219				24	1:22.000	1:26.018	55	1 LAP	1:32.453
93	1:13.561	1:26.687	25	2 LAPS	1:46.112							24	1:25.619	1:27.706
			69	1 LAP	1:39.534 P									

Stars of the 70s with Touring 70s

RACE 4 - LAP CHART

Lap 16			Lap 17			Lap 18			Lap 19			Lap 20		
No	Behind	Laptime	No	Behind	Laptime	No	Behind	Laptime	No	Behind	Laptime	No	Behind	Laptime
15		1:24.519	34		1:21.282	34		1:22.243	34		1:22.434	34		1:21.061
93	1 LAP	1:30.745	93	1 LAP	1:28.591	55	2 LAPS	1:36.894	21	1 LAP	2:42.632	21	1 LAP	1:20.704
21	5.959	1:22.711	21	2.808	1:25.906	70	3 LAPS	2:48.481	24	2 LAPS	1:33.732	55	3 LAPS	2:53.561
70	2 LAPS	1:36.012	37	3 LAPS	2:59.113	93	1 LAP	1:31.084 P	25	5 LAPS	1:46.459	93	2 LAPS	2:55.570
34	7.775	1:22.265	7	2 LAPS	1:29.053	7	2 LAPS	1:29.921	70	3 LAPS	1:32.949	70	3 LAPS	1:32.376
69	3 LAPS	1:34.516	69	3 LAPS	1:34.210	37	3 LAPS	1:37.402	7	2 LAPS	1:28.262	7	2 LAPS	1:28.192
7	2 LAPS	1:29.237	66	3 LAPS	2:57.845	73	3 LAPS	2:53.777	37	3 LAPS	1:32.517	25	5 LAPS	1:47.628
73	2 LAPS	1:39.057	17	49.455	1:25.711	69	3 LAPS	1:34.448	10	1 LAP	1:23.183	10	1 LAP	1:23.814
10	40.882	1:28.720	13	50.575	1:19.589	10	1 LAP	2:44.441	69	3 LAPS	1:33.760	37	3 LAPS	1:32.554
17	52.801	1:24.863	25	4 LAPS	3:36.417	66	3 LAPS	1:33.844	73	3 LAPS	1:35.404	69	3 LAPS	1:33.246
13	1:00.043	2:38.619 P	15	1:07.038	2:36.095 P	13	50.437	1:22.105	13	51.434	1:23.431	13	51.268	1:20.895
16	1:09.236	1:26.126	16	1:09.275	1:29.096	17	53.465	1:26.253	17	59.001	1:27.970	73	3 LAPS	1:36.587
55	1 LAP	1:31.833	24	1 LAP	3:01.045	15	1:05.732	1:20.937	66	3 LAPS	1:35.429	15	1:05.756	1:22.031
									15	1:04.786	1:21.488	66	3 LAPS	1:35.118
									16	1 LAP	2:47.665	16	1 LAP	1:26.387

Stars of the 70s with Touring 70s

RACE 4 - LAP CHART

Lap 21			Lap 22			Lap 23			Lap 24			Lap 25		
No	Behind	Laptime	No	Behind	Laptime	No	Behind	Laptime	No	Behind	Laptime	No	Behind	Laptime
34		1:20.466	34		1:21.409	34		1:20.414	34		1:22.327	34		1:28.416
21	1 LAP	1:20.915	21	1 LAP	1:21.524	73	4 LAPS	1:35.040	21	1 LAP	1:21.663	17	2 LAPS	1:29.692
55	3 LAPS	1:30.965	16	2 LAPS	1:28.003	21	1 LAP	1:21.670	37	4 LAPS	1:33.896	37	4 LAPS	1:32.683
93	2 LAPS	1:27.563	66	4 LAPS	1:35.538	16	2 LAPS	1:25.168	17	2 LAPS	1:30.570	16	2 LAPS	1:24.888
70	3 LAPS	1:31.050	55	3 LAPS	1:30.456	66	4 LAPS	1:34.184	16	2 LAPS	1:25.695	73	4 LAPS	1:34.431
7	2 LAPS	1:27.823	93	2 LAPS	1:27.134	55	3 LAPS	1:30.144	73	4 LAPS	1:35.938	66	4 LAPS	1:34.458
10	1 LAP	1:25.079	70	3 LAPS	1:31.124	93	2 LAPS	1:27.071	25	6 LAPS	1:42.489	25	6 LAPS	1:51.393
24	3 LAPS	3:18.210	10	1 LAP	1:25.125	10	1 LAP	1:24.503	66	4 LAPS	1:33.661	93	2 LAPS	1:26.825
13	53.801	1:22.999	7	2 LAPS	1:28.548	13	54.919	1:21.068	93	2 LAPS	1:27.139	13	46.224	1:21.110
37	3 LAPS	1:32.697	24	3 LAPS	1:30.448	70	3 LAPS	1:31.737	55	3 LAPS	1:29.797	10	1 LAP	1:23.888
25	5 LAPS	1:44.104	13	54.265	1:21.873	7	2 LAPS	1:31.463	10	1 LAP	1:23.683	55	3 LAPS	1:30.871
17	1 LAP	2:48.452	15	1:06.904	1:21.824	24	3 LAPS	1:27.863	13	53.530	1:20.938	15	59.077	1:20.479
15	1:06.489	1:21.199	37	3 LAPS	1:34.000	15	1:07.354	1:20.864	7	2 LAPS	1:28.972	7	2 LAPS	1:27.742
73	3 LAPS	1:35.774	17	1 LAP	1:31.699				15	1:07.014	1:21.987	24	3 LAPS	1:28.726
			25	5 LAPS	1:40.347				70	3 LAPS	1:33.201	70	3 LAPS	1:32.196
									24	3 LAPS	1:28.928	21	1:17.119	1:22.101
									21	1:23.434	1:21.872	17	1 LAP	1:27.864
												16	1 LAP	1:26.117
												37	3 LAPS	1:33.667
												73	3 LAPS	1:34.361

Stars of the 70s with Touring 70s

RACE 4 - LAP CHART

Lap 26			Lap 27			Lap 28			Lap 29			Lap 30		
No	Behind	Laptime	No	Behind	Laptime	No	Behind	Laptime	No	Behind	Laptime	No	Behind	Laptime
34		2:00.656 P	13		1:20.631	13		1:20.655	13		1:20.883	13		1:22.993
13	6.829	1:21.261	73	4 LAPS	1:34.745	10	1 LAP	1:24.644	37	4 LAPS	1:33.710 P	15	11.129	1:21.484
10	1 LAP	1:24.321	10	1 LAP	1:23.295	15	12.767	1:20.496	15	12.638	1:20.754	10	1 LAP	1:24.681
93	2 LAPS	1:29.624	15	12.926	1:20.953	73	4 LAPS	1:34.379	10	1 LAP	1:24.605	37	4 LAPS	1:33.982
66	4 LAPS	1:36.480	93	2 LAPS	1:28.028	93	2 LAPS	1:26.449	93	2 LAPS	1:27.284	93	2 LAPS	1:28.610
15	19.433	1:21.012	66	4 LAPS	1:34.851	21	37.052	1:23.004	73	4 LAPS	1:33.772	21	37.181	1:22.551
55	3 LAPS	1:30.959	55	3 LAPS	1:31.374	55	3 LAPS	1:31.997	21	37.623	1:21.454	73	4 LAPS	1:34.705
25	6 LAPS	1:42.335	7	2 LAPS	1:28.957	66	4 LAPS	1:36.770	7	2 LAPS	1:28.298	7	2 LAPS	1:28.560
7	2 LAPS	1:27.858	21	34.703	1:23.048	7	2 LAPS	1:28.074	55	3 LAPS	1:31.194	55	3 LAPS	1:30.230
24	3 LAPS	1:28.731	25	6 LAPS	1:40.716	24	3 LAPS	1:33.428	66	4 LAPS	1:34.480 P	66	4 LAPS	1:34.579
21	39.115	1:22.652	24	3 LAPS	1:29.474	25	6 LAPS	1:42.742	24	3 LAPS	1:29.107	16	1 LAP	1:27.522
70	3 LAPS	1:32.276	70	3 LAPS	1:31.115	70	3 LAPS	1:31.777	16	1 LAP	1:26.263	17	1 LAP	1:28.765
16	1 LAP	1:25.439	16	1 LAP	1:25.109	16	1 LAP	1:24.625	70	3 LAPS	1:31.449			
17	1 LAP	1:27.594	17	1 LAP	1:26.123	17	1 LAP	1:27.353	17	1 LAP	1:28.192			
37	3 LAPS	1:32.206	34	1:13.165	2:40.625	34	1:14.830	1:22.320	25	6 LAPS	1:40.434			
			37	3 LAPS	1:32.556									

Stars of the 70s with Touring 70s

RACE 4 - LAP CHART

Lap 31			Lap 32			Lap 33		
No	Behind	Laptime	No	Behind	Laptime	No	Behind	Laptime
13		1:23.785	13		1:22.299	13		1:25.873
24	4 LAPS	1:50.430	17	2 LAPS	1:28.660	17	2 LAPS	1:31.243
15	10.013	1:22.669	15	9.699	1:21.985	15	8.005	1:24.179
70	4 LAPS	1:49.783	10	1 LAP	1:28.371	10	1 LAP	1:28.278
25	7 LAPS	1:42.680	70	4 LAPS	1:35.158	70	4 LAPS	1:35.099
10	1 LAP	1:24.253	24	4 LAPS	1:44.630	66	5 LAPS	2:11.580
37	4 LAPS	1:35.116	25	7 LAPS	1:40.638	24	4 LAPS	1:38.649
93	2 LAPS	1:26.260	93	2 LAPS	1:27.722	93	2 LAPS	1:34.061
21	38.113	1:24.717	37	4 LAPS	1:36.571	25	7 LAPS	1:47.200
73	4 LAPS	1:34.301	21	49.194	1:33.380	21	53.725	1:30.404
7	2 LAPS	1:27.348	7	2 LAPS	1:32.087	7	2 LAPS	1:33.525
55	3 LAPS	1:29.971	73	4 LAPS	1:38.169	55	3 LAPS	1:35.032
16	1 LAP	1:25.318	55	3 LAPS	1:32.052	16	1 LAP	1:29.462
66	4 LAPS	1:33.877	16	1 LAP	1:26.891	73	4 LAPS	1:40.861

Stars of the 70s with Touring 70s

RACE 4 - CLASSIFICATION

POS	NO	CL	NAME	ENTRY	LAPS	TIME	GAP	DIFF	KPH	BEST	ON
1	13	CC	Shaun LYNN	Ford Cologne Capri	33	46:12.245			134.98	1:18.903	12
2	15	CC	Ian GUEST	BMW 3.0 CSL	33	46:20.250	8.005	8.005	134.59	1:20.479	25
3	21	CC	Alex ELLIOTT	BMW 3.0 CSL	33	47:05.970	53.725	45.720	132.41	1:20.704	19
4	10	AA	David THOMAS	Ford Capri	32	46:36.860	1 lap	1 lap	129.74	1:23.097	2
5	16	GT	PLANT/ACKLAM	Morgan Plus 8	32	47:32.698	1 lap	55.838	127.20	1:24.625	27
6	17	GC	TWYMAN/TWYMAN	Lotus VII Series 3	31	46:18.756	2 laps	1 lap	126.50	1:24.527	9
7	93	AA	Harry WYNDHAM	Ford Falcon	31	47:00.814	2 laps	42.058	124.61	1:26.260	29
8	7	CC	Alan DAFFIN	Ford Capri 3.0S	31	47:25.618	2 laps	24.804	123.53	1:27.348	29
9	55	CA	Alistair DYSON	Jaguar E-Type	30	47:31.944	3 laps	1 lap	119.28	1:29.797	21
10	70	TA	David EDWARDS	Chevrolet Camaro	29	46:45.901	4 laps	1 lap	117.19	1:31.050	18
11	24	DD	TICE/CONOLEY	BMW 2002	29	46:50.258	4 laps	4.357	117.01	1:25.986	5
12	73	GC	Amnon NEEDHAM	Lotus Europa	29	47:34.105	4 laps	43.847	115.21	1:32.374	5
13	34	AA	Chris RANDALL	BMW	28	40:31.242	5 laps	1 lap	130.59	1:20.414	23
14	37	TA	MANN/COOK	Ford Capri 3.0S	28	45:31.318	5 laps	5:00.076	116.24	1:31.584	9
15	66	CB	Michael PEARSON	Triumph TR4	28	46:49.771	5 laps	1:18.453	113.00	1:33.661	20
16	25	GB	HEWES/ADAMS	Alfa Romeo 2000 GTV	26	47:04.717	7 laps	2 laps	104.37	1:40.347	17

NOT CLASSIFIED

DNC	69	TA	THURGOOD/CHAPMAN	Ford Capri 3.0S	17	28:23.455	16 laps	9 laps	113.16	1:31.739	10
DNC	45	CC	HAMMOND/HATHAWAY	Chevrolet Camero	13	19:56.693	20 laps	4 laps	123.18	1:20.333	4
DNC	44	TC	RYAN/RYAN	Ford Escort Mexico	7	17:24.635	26 laps	6 laps	75.98	1:42.016	2
DNC	38	GC	SLACK/WRIGHT	Piper GTT	6	10:31.517	27 laps	1 lap	107.73	1:40.905	5
DNC	36	TA	Peter MALLETT	Ford Capri 3.0S	0						

FASTEST LAP

13	CC	Shaun LYNN	Ford Cologne Capri	12	1:18.903	89.30 mph	143.71 kph
34	AA	Chris RANDALL	BMW	23	1:20.414	87.62 mph	141.01 kph
16	GT	PLANT/ACKLAM	Morgan Plus 8	27	1:24.625	83.26 mph	133.99 kph
17	GC	TWYMAN/TWYMAN	Lotus VII Series 3	9	1:24.527	83.35 mph	134.15 kph
24	DD	TICE/CONOLEY	BMW 2002	5	1:25.986	81.94 mph	131.87 kph
25	GB	HEWES/ADAMS	Alfa Romeo 2000 GTV	17	1:40.347	70.21 mph	113.00 kph
70	TA	David EDWARDS	Chevrolet Camaro	18	1:31.050	77.38 mph	124.54 kph
44	TC	RYAN/RYAN	Ford Escort Mexico	2	1:42.016	69.06 mph	111.15 kph
55	CA	Alistair DYSON	Jaguar E-Type	21	1:29.797	78.46 mph	126.28 kph
66	CB	Michael PEARSON	Triumph TR4	20	1:33.661	75.23 mph	121.07 kph

Weather / Track : Sunny / Dry

These results are provisional until the conclusion of any judicial and technical matters.

Donington Park National
Circuit Length = 3149 metres
Start: 16:33 End: 17:22

Clerk of Course :	Timekeeper :
-------------------	--------------

Stars of the 70s with Touring 70s

RACE 4 - LAP CHART

Lap 1			Lap 2			Lap 3			Lap 4			Lap 5		
No	Behind	Laptime	No	Behind	Laptime	No	Behind	Laptime	No	Behind	Laptime	No	Behind	Laptime
45		1:25.345	45		1:20.978	45		1:20.778	45		1:20.333	45		1:22.289
13	0.443	1:25.788	13	0.305	1:20.840	13	0.316	1:20.789	13	0.244	1:20.261	13	0.375	1:22.420
15	1.085	1:26.430	15	1.742	1:21.635	15	2.733	1:21.769	15	3.751	1:21.351	15	4.167	1:22.705
21	2.481	1:27.826	21	3.534	1:22.031	21	4.794	1:22.038	21	6.318	1:21.857	21	7.363	1:23.334
10	4.247	1:29.592	10	6.366	1:23.097	10	9.221	1:23.633	34	11.114	1:21.978	34	10.371	1:21.546
34	4.682	1:30.027	34	6.686	1:22.982	34	9.469	1:23.561	10	12.424	1:23.536	38	1 LAP	1:41.251
24	7.023	1:32.368	24	14.147	1:28.102	17	20.176	1:24.784	17	24.816	1:24.973	10	14.030	1:23.895
7	8.528	1:33.873	7	15.680	1:28.130	24	20.566	1:27.197	24	26.768	1:26.535	44	1 LAP	1:42.950
17	12.608	1:37.953	17	16.170	1:24.540	16	23.069	1:26.168	16	29.139	1:26.403	25	1 LAP	1:42.243
16	13.251	1:38.596	16	17.679	1:25.406	7	23.788	1:28.886	93	31.971	1:26.547	17	27.081	1:24.554
93	14.816	1:40.161	93	20.186	1:26.348	93	25.757	1:26.349	7	32.488	1:29.033	24	30.465	1:25.986
55	20.195	1:45.540	55	31.101	1:31.884	55	42.129	1:31.806	55	53.723	1:31.927	16	32.667	1:25.817
70	22.719	1:48.064	70	35.267	1:33.526	70	47.436	1:32.947	73	1:00.822	1:33.307	93	36.537	1:26.855
73	23.083	1:48.428	73	35.676	1:33.571	73	47.848	1:32.950	70	1:03.502	1:36.399	7	38.379	1:28.180
69	24.543	1:49.888	37	36.427	1:32.515	37	48.602	1:32.953	37	1:03.831	1:35.562	55	1:02.735	1:31.301
37	24.890	1:50.235	69	37.626	1:34.061	69	50.219	1:33.371	69	1:04.202	1:34.316	73	1:10.907	1:32.374
66	29.164	1:54.509	66	45.146	1:36.960	66	1:01.252	1:36.884	66	1:15.731	1:34.812	70	1:14.269	1:33.056
44	31.930	1:57.275	44	52.968	1:42.016	38	1:14.686	1:41.437				37	1:14.984	1:33.442
38	32.524	1:57.869	38	54.027	1:42.481	44	1:15.507	1:43.317				69	1:15.521	1:33.608
25	35.441	2:00.786	25	56.573	1:42.110	25	1:19.545	1:43.750						

Stars of the 70s with Touring 70s

RACE 4 - LAP CHART

Lap 6			Lap 7			Lap 8			Lap 9			Lap 10		
No	Behind	Laptime	No	Behind	Laptime	No	Behind	Laptime	No	Behind	Laptime	No	Behind	Laptime
45		1:21.945	45		1:23.356	13		1:21.456	13		1:19.357	13		1:19.567
13	0.317	1:21.887	13	0.439	1:23.478	45	0.037	1:21.932	45	3.208	1:22.528	45	5.850	1:22.209
15	3.572	1:21.350	70	1 LAP	1:34.448	15	4.803	1:23.079	25	2 LAPS	1:43.909	15	9.567	1:21.784
66	1 LAP	1:35.945	15	3.619	1:23.403	21	8.608	1:23.531	15	7.350	1:21.904	21	14.978	1:23.285
21	7.694	1:22.276	37	1 LAP	1:34.177	73	1 LAP	1:32.573	21	11.260	1:22.009	34	23.374	1:26.569
34	10.758	1:22.332	69	1 LAP	1:34.579	34	11.633	1:24.149	55	1 LAP	1:33.547	55	1 LAP	1:33.146
10	16.427	1:24.342	21	6.972	1:22.634	70	1 LAP	1:34.984	34	16.372	1:24.096	25	2 LAPS	1:43.553
17	30.579	1:25.443	34	9.379	1:21.977	37	1 LAP	1:34.987	73	1 LAP	1:34.347	10	33.158	1:24.657
38	1 LAP	1:40.905	10	17.469	1:24.398	69	1 LAP	1:34.558	10	28.068	1:27.335	73	1 LAP	1:34.064
24	35.738	1:27.218	66	1 LAP	1:36.659	10	20.090	1:24.516	70	1 LAP	1:34.513	70	1 LAP	1:31.593
16	36.737	1:26.015	17	32.346	1:25.123	66	1 LAP	1:35.824	37	1 LAP	1:34.736	37	1 LAP	1:31.584
25	1 LAP	1:42.072	24	39.575	1:27.193	17	35.097	1:24.646	69	1 LAP	1:34.521	17	45.263	1:24.563
93	41.718	1:27.126	16	40.026	1:26.645	16	44.027	1:25.896	17	40.267	1:24.527	69	1 LAP	1:33.210
44	1 LAP	1:49.706 P	93	45.780	1:27.418	24	44.610	1:26.930	16	50.297	1:25.627	16	56.322	1:25.592
7	45.502	1:29.068	7	52.700	1:30.554	93	51.145	1:27.260	66	1 LAP	1:35.459	24	58.387	1:26.464
55	1:12.112	1:31.322	38	1 LAP	1:47.574 P	7	59.756	1:28.951	24	51.490	1:26.237	66	1 LAP	1:35.120
73	1:21.387	1:32.425	25	1 LAP	1:44.952				93	59.059	1:27.271	93	1:06.649	1:27.157
			55	1:20.708	1:31.952				7	1:09.156	1:28.757	7	1:18.625	1:29.036

Stars of the 70s with Touring 70s

RACE 4 - LAP CHART

Lap 11			Lap 12			Lap 13			Lap 14			Lap 15		
No	Behind	Laptime	No	Behind	Laptime	No	Behind	Laptime	No	Behind	Laptime	No	Behind	Laptime
13		1:19.775	13		1:18.903	13		1:19.898	13		1:22.732	13		1:24.087
45	9.437	1:23.362	66	2 LAPS	1:35.749	93	1 LAP	1:26.790	70	2 LAPS	1:31.950	70	2 LAPS	1:32.655 P
15	11.855	1:22.063	7	1 LAP	1:28.513	15	16.059	1:21.476	37	2 LAPS	1:34.276 P	93	1 LAP	1:27.687
44	5 LAPS	6:14.729	15	14.481	1:21.529	66	2 LAPS	1:36.131	93	1 LAP	1:27.398	69	3 LAPS	2:59.890
21	17.228	1:22.025	45	15.874	1:25.340	7	1 LAP	1:32.074 P	73	2 LAPS	1:38.052	15	14.057	1:23.313
34	24.415	1:20.816	21	20.831	1:22.506	21	23.444	1:22.511	15	14.831	1:21.504	37	2 LAPS	1:36.759
10	37.733	1:24.350	34	27.467	1:21.955	34	28.984	1:21.415	25	3 LAPS	1:43.618	7	2 LAPS	2:46.643
55	1 LAP	1:32.587	10	43.603	1:24.773	10	48.430	1:24.725	21	23.721	1:23.009	73	2 LAPS	1:38.161 P
25	2 LAPS	1:42.013	55	1 LAP	1:32.687	17	1:03.003	1:25.481	34	26.970	1:20.718	21	21.824	1:22.190
17	51.066	1:25.578	17	57.420	1:25.257	55	1 LAP	1:32.577	66	2 LAPS	1:34.795 P	34	24.086	1:21.203
73	1 LAP	1:35.289	44	5 LAPS	2:14.642	16	1:17.306	1:26.233	10	50.082	1:24.384	25	3 LAPS	1:44.017
70	1 LAP	1:33.114	16	1:10.971	1:27.481	24	1:18.714	1:26.267	45	1 LAP	3:26.298	66	2 LAPS	1:38.230
37	1 LAP	1:33.203	70	1 LAP	1:32.869				17	1:05.502	1:25.231	10	50.738	1:24.743
69	1 LAP	1:31.739	73	1 LAP	1:37.263				55	1 LAP	1:31.885	17	1:06.514	1:25.099
16	1:02.393	1:25.846	24	1:12.345	1:26.619				16	1:20.270	1:25.696	16	1:21.686	1:25.503
24	1:04.629	1:26.017	37	1 LAP	1:34.219				24	1:22.000	1:26.018	55	1 LAP	1:32.453
93	1:13.561	1:26.687	25	2 LAPS	1:46.112							24	1:25.619	1:27.706
			69	1 LAP	1:39.534 P									

Stars of the 70s with Touring 70s

RACE 4 - LAP CHART

Lap 16			Lap 17			Lap 18			Lap 19			Lap 20		
No	Behind	Laptime	No	Behind	Laptime	No	Behind	Laptime	No	Behind	Laptime	No	Behind	Laptime
15		1:24.519	34		1:21.282	34		1:22.243	34		1:22.434	34		1:21.061
93	1 LAP	1:30.745	93	1 LAP	1:28.591	55	2 LAPS	1:36.894	21	1 LAP	2:42.632	21	1 LAP	1:20.704
21	5.959	1:22.711	21	2.808	1:25.906	70	3 LAPS	2:48.481	24	2 LAPS	1:33.732	55	3 LAPS	2:53.561
70	2 LAPS	1:36.012	37	3 LAPS	2:59.113	93	1 LAP	1:31.084 P	25	5 LAPS	1:46.459	93	2 LAPS	2:55.570
34	7.775	1:22.265	7	2 LAPS	1:29.053	7	2 LAPS	1:29.921	70	3 LAPS	1:32.949	70	3 LAPS	1:32.376
69	3 LAPS	1:34.516	69	3 LAPS	1:34.210	37	3 LAPS	1:37.402	7	2 LAPS	1:28.262	7	2 LAPS	1:28.192
7	2 LAPS	1:29.237	66	3 LAPS	2:57.845	73	3 LAPS	2:53.777	37	3 LAPS	1:32.517	25	5 LAPS	1:47.628
73	2 LAPS	1:39.057	17	49.455	1:25.711	69	3 LAPS	1:34.448	10	1 LAP	1:23.183	10	1 LAP	1:23.814
10	40.882	1:28.720	13	50.575	1:19.589	10	1 LAP	2:44.441	69	3 LAPS	1:33.760	37	3 LAPS	1:32.554
17	52.801	1:24.863	25	4 LAPS	3:36.417	66	3 LAPS	1:33.844	73	3 LAPS	1:35.404	69	3 LAPS	1:33.246
13	1:00.043	2:38.619 P	15	1:07.038	2:36.095 P	13	50.437	1:22.105	13	51.434	1:23.431	13	51.268	1:20.895
16	1:09.236	1:26.126	16	1:09.275	1:29.096	17	53.465	1:26.253	17	59.001	1:27.970	73	3 LAPS	1:36.587
55	1 LAP	1:31.833	24	1 LAP	3:01.045	15	1:05.732	1:20.937	66	3 LAPS	1:35.429	15	1:05.756	1:22.031
									15	1:04.786	1:21.488	66	3 LAPS	1:35.118
									16	1 LAP	2:47.665	16	1 LAP	1:26.387

Stars of the 70s with Touring 70s

RACE 4 - LAP CHART

Lap 21			Lap 22			Lap 23			Lap 24			Lap 25		
No	Behind	Laptime	No	Behind	Laptime	No	Behind	Laptime	No	Behind	Laptime	No	Behind	Laptime
34		1:20.466	34		1:21.409	34		1:20.414	34		1:22.327	34		1:28.416
21	1 LAP	1:20.915	21	1 LAP	1:21.524	73	4 LAPS	1:35.040	21	1 LAP	1:21.663	17	2 LAPS	1:29.692
55	3 LAPS	1:30.965	16	2 LAPS	1:28.003	21	1 LAP	1:21.670	37	4 LAPS	1:33.896	37	4 LAPS	1:32.683
93	2 LAPS	1:27.563	66	4 LAPS	1:35.538	16	2 LAPS	1:25.168	17	2 LAPS	1:30.570	16	2 LAPS	1:24.888
70	3 LAPS	1:31.050	55	3 LAPS	1:30.456	66	4 LAPS	1:34.184	16	2 LAPS	1:25.695	73	4 LAPS	1:34.431
7	2 LAPS	1:27.823	93	2 LAPS	1:27.134	55	3 LAPS	1:30.144	73	4 LAPS	1:35.938	66	4 LAPS	1:34.458
10	1 LAP	1:25.079	70	3 LAPS	1:31.124	93	2 LAPS	1:27.071	25	6 LAPS	1:42.489	25	6 LAPS	1:51.393
24	3 LAPS	3:18.210	10	1 LAP	1:25.125	10	1 LAP	1:24.503	66	4 LAPS	1:33.661	93	2 LAPS	1:26.825
13	53.801	1:22.999	7	2 LAPS	1:28.548	13	54.919	1:21.068	93	2 LAPS	1:27.139	13	46.224	1:21.110
37	3 LAPS	1:32.697	24	3 LAPS	1:30.448	70	3 LAPS	1:31.737	55	3 LAPS	1:29.797	10	1 LAP	1:23.888
25	5 LAPS	1:44.104	13	54.265	1:21.873	7	2 LAPS	1:31.463	10	1 LAP	1:23.683	55	3 LAPS	1:30.871
17	1 LAP	2:48.452	15	1:06.904	1:21.824	24	3 LAPS	1:27.863	13	53.530	1:20.938	15	59.077	1:20.479
15	1:06.489	1:21.199	37	3 LAPS	1:34.000	15	1:07.354	1:20.864	7	2 LAPS	1:28.972	7	2 LAPS	1:27.742
73	3 LAPS	1:35.774	17	1 LAP	1:31.699				15	1:07.014	1:21.987	24	3 LAPS	1:28.726
			25	5 LAPS	1:40.347				70	3 LAPS	1:33.201	70	3 LAPS	1:32.196
									24	3 LAPS	1:28.928	21	1:17.119	1:22.101
									21	1:23.434	1:21.872	17	1 LAP	1:27.864
												16	1 LAP	1:26.117
												37	3 LAPS	1:33.667
												73	3 LAPS	1:34.361

Stars of the 70s with Touring 70s

RACE 4 - LAP CHART

Lap 26			Lap 27			Lap 28			Lap 29			Lap 30		
No	Behind	Laptime	No	Behind	Laptime	No	Behind	Laptime	No	Behind	Laptime	No	Behind	Laptime
34		2:00.656 P	13		1:20.631	13		1:20.655	13		1:20.883	13		1:22.993
13	6.829	1:21.261	73	4 LAPS	1:34.745	10	1 LAP	1:24.644	37	4 LAPS	1:33.710 P	15	11.129	1:21.484
10	1 LAP	1:24.321	10	1 LAP	1:23.295	15	12.767	1:20.496	15	12.638	1:20.754	10	1 LAP	1:24.681
93	2 LAPS	1:29.624	15	12.926	1:20.953	73	4 LAPS	1:34.379	10	1 LAP	1:24.605	37	4 LAPS	1:33.982
66	4 LAPS	1:36.480	93	2 LAPS	1:28.028	93	2 LAPS	1:26.449	93	2 LAPS	1:27.284	93	2 LAPS	1:28.610
15	19.433	1:21.012	66	4 LAPS	1:34.851	21	37.052	1:23.004	73	4 LAPS	1:33.772	21	37.181	1:22.551
55	3 LAPS	1:30.959	55	3 LAPS	1:31.374	55	3 LAPS	1:31.997	21	37.623	1:21.454	73	4 LAPS	1:34.705
25	6 LAPS	1:42.335	7	2 LAPS	1:28.957	66	4 LAPS	1:36.770	7	2 LAPS	1:28.298	7	2 LAPS	1:28.560
7	2 LAPS	1:27.858	21	34.703	1:23.048	7	2 LAPS	1:28.074	55	3 LAPS	1:31.194	55	3 LAPS	1:30.230
24	3 LAPS	1:28.731	25	6 LAPS	1:40.716	24	3 LAPS	1:33.428	66	4 LAPS	1:34.480 P	66	4 LAPS	1:34.579
21	39.115	1:22.652	24	3 LAPS	1:29.474	25	6 LAPS	1:42.742	24	3 LAPS	1:29.107	16	1 LAP	1:27.522
70	3 LAPS	1:32.276	70	3 LAPS	1:31.115	70	3 LAPS	1:31.777	16	1 LAP	1:26.263	17	1 LAP	1:28.765
16	1 LAP	1:25.439	16	1 LAP	1:25.109	16	1 LAP	1:24.625	70	3 LAPS	1:31.449			
17	1 LAP	1:27.594	17	1 LAP	1:26.123	17	1 LAP	1:27.353	17	1 LAP	1:28.192			
37	3 LAPS	1:32.206	34	1:13.165	2:40.625	34	1:14.830	1:22.320	25	6 LAPS	1:40.434			
			37	3 LAPS	1:32.556									

Stars of the 70s with Touring 70s

RACE 4 - LAP CHART

Lap 31			Lap 32			Lap 33		
No	Behind	Laptime	No	Behind	Laptime	No	Behind	Laptime
13		1:23.785	13		1:22.299	13		1:25.873
24	4 LAPS	1:50.430	17	2 LAPS	1:28.660	17	2 LAPS	1:31.243
15	10.013	1:22.669	15	9.699	1:21.985	15	8.005	1:24.179
70	4 LAPS	1:49.783	10	1 LAP	1:28.371	10	1 LAP	1:28.278
25	7 LAPS	1:42.680	70	4 LAPS	1:35.158	70	4 LAPS	1:35.099
10	1 LAP	1:24.253	24	4 LAPS	1:44.630	66	5 LAPS	2:11.580
37	4 LAPS	1:35.116	25	7 LAPS	1:40.638	24	4 LAPS	1:38.649
93	2 LAPS	1:26.260	93	2 LAPS	1:27.722	93	2 LAPS	1:34.061
21	38.113	1:24.717	37	4 LAPS	1:36.571	25	7 LAPS	1:47.200
73	4 LAPS	1:34.301	21	49.194	1:33.380	21	53.725	1:30.404
7	2 LAPS	1:27.348	7	2 LAPS	1:32.087	7	2 LAPS	1:33.525
55	3 LAPS	1:29.971	73	4 LAPS	1:38.169	55	3 LAPS	1:35.032
16	1 LAP	1:25.318	55	3 LAPS	1:32.052	16	1 LAP	1:29.462
66	4 LAPS	1:33.877	16	1 LAP	1:26.891	73	4 LAPS	1:40.861

May Day Mayhem All Comers

RACE 5 - CLASSIFICATION

POS	NO	CL	NAME	ENTRY	LAPS	TIME	GAP	DIFF	KPH	BEST	ON
1	72	CA	Jamie BOOT	TVR Griffith	14	20:14.429			130.72	1:23.004	4
2	70	TA	David EDWARDS	Chevrolet Camero	14	21:41.129	1:26.700	1:26.700	122.01	1:31.522	10
3	69	TA	Bruce CHAPMAN	Ford Capri 3.0S	14	21:43.765	1:29.336	2.636	121.76	1:31.838	10
4	44	TA	Georg KJALLGREN	Ford Mustang	14	21:43.771	1:29.342	0.006	121.76	1:31.717	8
5	4	OB	William LYNCH	Austin A35	13	20:59.342	1 lap	1 lap	117.05	1:35.264	13
6	166	OB	Anthony ROBINSON	Austin A35	13	21:35.954	1 lap	36.612	113.75	1:37.575	12
7	52	OG	David ALLEN	Aston Martin DB2	12	20:33.789	2 laps	1 lap	110.29	1:40.710	12
8	9	XA	Paul CHASE-GARDENER	Jaguar XK140 SE	12	20:34.607	2 laps	0.818	110.21	1:40.358	12
NOT CLASSIFIED											
DNF	17	GC	Joe TWYMAN	Lotus VII Seies 3	5	7:11.927	9 laps	7 laps	131.26	1:23.954	4
FASTEST LAP											
4	OB	William LYNCH	Austin A35	13	1:35.264	73.96 mph	119.03 kph				
9	XA	Paul CHASE-GARDENER	Jaguar XK140 SE	12	1:40.358	70.20 mph	112.99 kph				
17	GC	Joe TWYMAN	Lotus VII Seies 3	4	1:23.954	83.92 mph	135.06 kph				
70	TA	David EDWARDS	Chevrolet Camero	10	1:31.522	76.98 mph	123.90 kph				
52	OG	David ALLEN	Aston Martin DB2	12	1:40.710	69.96 mph	112.59 kph				
72	CA	Jamie BOOT	TVR Griffith	4	1:23.004	84.88 mph	136.61 kph				

Weather / Track : Sunny / Dry

These results are provisional until the conclusion of any judicial and technical matters.

Donington Park National
Circuit Length = 3149 metres
Start: 17:35 End: 17:58

Clerk of Course :

Timekeeper :

May Day Mayhem All Comers

RACE 5 - LAP CHART

Lap 1			Lap 2			Lap 3			Lap 4			Lap 5		
No	Behind	Laptime	No	Behind	Laptime	No	Behind	Laptime	No	Behind	Laptime	No	Behind	Laptime
17		1:29.097	17		1:24.938	17		1:24.850	17		1:23.954	72		1:23.805
72	2.922	1:32.019	72	3.001	1:25.017	72	2.538	1:24.387	72	1.588	1:23.004	17	3.695	1:29.088
70	8.803	1:37.900	70	16.773	1:32.908	70	24.830	1:32.907	70	33.036	1:32.160	70	40.573	1:32.930
44	9.792	1:38.889	44	18.854	1:34.000	44	26.591	1:32.587	44	35.496	1:32.859	44	42.358	1:32.255
69	10.441	1:39.538	69	19.362	1:33.859	69	27.032	1:32.520	69	35.860	1:32.782	69	42.896	1:32.429
4	13.864	1:42.961	4	25.805	1:36.879	4	38.744	1:37.789	4	51.134	1:36.344	4	1:02.163	1:36.422
166	17.124	1:46.221	166	33.251	1:41.065	166	49.055	1:40.654	166	1:04.314	1:39.213	166	1:17.844	1:38.923
52	20.857	1:49.954	52	39.036	1:43.117	52	56.846	1:42.660	52	1:14.879	1:41.987			
9	22.108	1:51.205	9	40.440	1:43.270	9	57.950	1:42.360	9	1:15.996	1:42.000			

May Day Mayhem All Comers

RACE 5 - LAP CHART

Lap 6			Lap 7			Lap 8			Lap 9			Lap 10		
No	Behind	Laptime	No	Behind	Laptime	No	Behind	Laptime	No	Behind	Laptime	No	Behind	Laptime
72		1:26.253	72		1:27.168	72		1:26.155	72		1:27.524	72		1:26.718
52	1 LAP	1:43.123	166	1 LAP	1:39.972	166	1 LAP	1:38.767	4	1 LAP	1:37.059	4	1 LAP	1:36.272
9	1 LAP	1:42.779	52	1 LAP	1:41.841	52	1 LAP	1:42.355	166	1 LAP	1:38.756	166	1 LAP	1:40.021
70	47.709	1:33.389	9	1 LAP	1:41.802	9	1 LAP	1:42.320	52	1 LAP	1:41.083	52	1 LAP	1:41.618
44	49.159	1:33.054	70	52.443	1:31.902	70	58.860	1:32.572	9	1 LAP	1:41.087	9	1 LAP	1:42.173
69	49.514	1:32.871	44	54.400	1:32.409	44	59.962	1:31.717	70	1:03.888	1:32.552	70	1:08.692	1:31.522
4	1:12.593	1:36.683	69	54.817	1:32.471	69	1:00.880	1:32.218	44	1:04.968	1:32.530	44	1:10.072	1:31.822
			4	1:22.170	1:36.745				69	1:05.616	1:32.260	69	1:10.736	1:31.838

May Day Mayhem All Comers

RACE 5 - LAP CHART

Lap 11			Lap 12			Lap 13			Lap 14		
No	Behind	Laptime	No	Behind	Laptime	No	Behind	Laptime	No	Behind	Laptime
72		1:26.893	72		1:26.352	72		1:26.902	72		1:32.232
4	1 LAP	1:35.359	4	1 LAP	1:36.095	52	2 LAPS	1:41.334	52	2 LAPS	1:40.710
166	1 LAP	1:38.041	166	1 LAP	1:38.461	9	2 LAPS	1:41.621	9	2 LAPS	1:40.358
70	1:14.668	1:32.869	70	1:20.903	1:32.587	4	1 LAP	1:35.470	4	1 LAP	1:35.264
44	1:17.137	1:33.958	44	1:23.063	1:32.278	166	1 LAP	1:37.575	166	1 LAP	1:38.285
69	1:17.511	1:33.668	69	1:23.494	1:32.335	70	1:26.619	1:32.618	70	1:26.700	1:32.313
52	1 LAP	1:44.007				44	1:28.469	1:32.308	69	1:29.336	1:32.711
9	1 LAP	1:43.632				69	1:28.857	1:32.265	44	1:29.342	1:33.105