



CLASSIC CARNIVAL

Castle Combe Circuit

2nd & 3rd August 2008



Results Provided by Timing Solutions Ltd
www.tsl-timing.com

Touring 70's 1970 Group 1 & 2 Touring Cars

QUALIFYING RACE 1 - CLASSIFICATION

| POS | NO | CL | NAME | ENTRY | TIME | ON | LAPS | GAP | DIFF | MPH |
|-----|-----|-----|----------------------|------------------------------|----------|----|------|--------|-------|-------|
| 1 | 127 | 2D | Laki CHRISTOFOROU | Ford Escort MkI | 1:25.752 | 15 | 15 | | | 77.66 |
| 2 | 60 | 2D | Nick STAGG | Ford Escort MkI | 1:26.924 | 7 | 15 | 1.172 | 1.172 | 76.61 |
| 3 | 8 | I | BYRNE/SNOWDON | Aston Martin DB4 Lightweight | 1:31.334 | 3 | 10 | 5.582 | 4.410 | 72.91 |
| 4 | 45 | 2C | HAMMOND / HATHAWAY | Chevrolet Camaro | 1:33.171 | 13 | 13 | 7.419 | 1.837 | 71.48 |
| 5 | 134 | I | Martin MELLING | Aston Martin DB4 | 1:40.851 | 10 | 12 | 15.099 | 7.680 | 66.03 |
| 6 | 84 | GTC | MARLER / HAYHOW | Lotus Elan S1 | 1:41.974 | 6 | 11 | 16.222 | 1.123 | 65.31 |
| 7 | 2 | 2C | WOODMAN / COX | Ford Cologne Capri | 1:42.224 | 1 | 4 | 16.472 | 0.250 | 65.15 |
| 8 | 24 | 2D | TICE / CONOLEY | BMW 2002 | 1:43.239 | 4 | 11 | 17.487 | 1.015 | 64.51 |
| 9 | 3 | GTA | Paul CONWAY | Morgan Plus 8 | 1:43.259 | 11 | 13 | 17.507 | 0.020 | 64.49 |
| 10 | 7 | 2C | Alan DAFFIN | Ford Capri 3.0 | 1:45.345 | 11 | 11 | 19.593 | 2.086 | 63.22 |
| 11 | 133 | TCA | Richard AUSTIN | Ford Capri 3.0S | 1:47.755 | 10 | 12 | 22.003 | 2.410 | 61.80 |
| 12 | 18 | 4A | COOKE / FOSTER | Porsche RS | 1:49.244 | 11 | 11 | 23.492 | 1.489 | 60.96 |
| 13 | 79 | I | Conor O'BRIEN | Aston Martin DB4 Lightweight | 1:49.413 | 9 | 9 | 23.661 | 0.169 | 60.87 |
| 14 | 66 | GTB | PEARSON / DEVINE | Triumph TR4 | 1:50.134 | 9 | 9 | 24.382 | 0.721 | 60.47 |
| 15 | 166 | TCB | John SYMES | Alfa Romeo GT Jnr | 1:55.665 | 11 | 11 | 29.913 | 5.531 | 57.58 |
| 16 | 91 | 4A | WILLIAMS / McCULLOCH | Porsche 911 RSL | 1:57.046 | 10 | 10 | 31.294 | 1.381 | 56.90 |
| 17 | 69 | TCA | THURGOOD / CHAPMAN | Ford Capri 3.0S | 1:58.488 | 5 | 5 | 32.736 | 1.442 | 56.20 |
| 18 | 25 | GTB | HEWES / ADAMS | Alfa Romeo 2000 GTV | 2:05.400 | 7 | 8 | 39.648 | 6.912 | 53.11 |
| 19 | 5 | TCC | William LYNCH | Hillman Imp | 2:10.023 | 3 | 3 | 44.271 | 4.623 | 51.22 |
| 20 | 36 | TCA | Peter MALLETT | Ford Capri 3.0S | 2:18.770 | 1 | 2 | 53.018 | 8.747 | 47.99 |

Weather / Track : Cloudy / Wet

These results are provisional until the conclusion of any judicial and technical matters.

Castle Combe
Circuit Length = 1.8500 miles
Start: 08:41 End: 09:07

| | | |
|-------------------|--|--------------|
| Clerk of Course : | | Timekeeper : |
|-------------------|--|--------------|

Touring 70's 1970 Group 1 & 2 Touring Cars

QUALIFYING RACE 1 - LAP ANALYSIS

| | | | | | | | |
|-----------|---------------------------|------------|------------------------------|------|-----------------|------------|--------------------|
| 2 | WOODMAN / COX | | Ford Cologne Capri | | | | |
| 1 - | 1:42.224 | | 8:59:22.535 | 3 - | 4:23.554 | + 2:41.330 | 9:05:41.567 |
| 2 - | 1:55.478 P | + 13.254 | 9:01:18.013 | 4 - | 1:44.600 | + 2.376 | 9:07:26.167 |
| 3 | Paul CONWAY | | Morgan Plus 8 | | | | |
| 1 - | 1:56.005 | + 12.746 | 8:46:07.098 | 8 - | 1:44.593 | + 1.334 | 8:58:26.213 |
| 2 - | 1:46.583 | + 3.324 | 8:47:53.681 | 9 - | 1:45.432 | + 2.173 | 9:00:11.645 |
| 3 - | 1:47.346 | + 4.087 | 8:49:41.027 | 10 - | 1:43.949 | + 0.690 | 9:01:55.594 |
| 4 - | 1:45.031 | + 1.772 | 8:51:26.058 | 11 - | 1:43.259 | | 9:03:38.853 |
| 5 - | 1:45.816 | + 2.557 | 8:53:11.874 | 12 - | 1:43.303 | + 0.044 | 9:05:22.156 |
| 6 - | 1:44.323 | + 1.064 | 8:54:56.197 | 13 - | 1:43.689 | + 0.430 | 9:07:05.845 |
| 7 - | 1:45.423 | + 2.164 | 8:56:41.620 | | | | |
| 5 | William LYNCH | | Hillman Imp | | | | |
| 1 - | 4:33.734 | + 2:23.711 | 8:49:57.001 | 3 - | 2:10.023 | | 8:54:22.642 |
| 2 - | 2:15.618 | + 5.595 | 8:52:12.619 | | | | |
| 7 | Alan DAFFIN | | Ford Capri 3.0 | | | | |
| 1 - | 1:55.241 | + 9.896 | 8:48:25.798 | 7 - | 1:48.550 | + 3.205 | 8:59:31.088 |
| 2 - | 1:54.716 | + 9.371 | 8:50:20.514 | 8 - | 1:46.682 | + 1.337 | 9:01:17.770 |
| 3 - | 1:55.621 | + 10.276 | 8:52:16.135 | 9 - | 1:47.304 | + 1.959 | 9:03:05.074 |
| 4 - | 1:50.921 | + 5.576 | 8:54:07.056 | 10 - | 1:45.926 | + 0.581 | 9:04:51.000 |
| 5 - | 1:49.924 | + 4.579 | 8:55:56.980 | 11 - | 1:45.345 | | 9:06:36.345 |
| 6 - | 1:45.558 | + 0.213 | 8:57:42.538 | | | | |
| 8 | BYRNE/SNOWDON | | Aston Martin DB4 Lightweight | | | | |
| 1 - | 1:33.802 | + 2.468 | 8:46:15.196 | 6 - | 1:50.659 | + 19.325 | 8:58:55.438 |
| 2 - | 1:38.177 | + 6.843 | 8:47:53.373 | 7 - | 1:45.590 | + 14.256 | 9:00:41.028 |
| 3 - | 1:31.334 | | 8:49:24.707 | 8 - | 1:49.472 | + 18.138 | 9:02:30.500 |
| 4 - | 1:49.762 P | + 18.428 | 8:51:14.469 | 9 - | 1:48.222 | + 16.888 | 9:04:18.722 |
| 5 - | 5:50.310 | + 4:18.976 | 8:57:04.779 | 10 - | 1:45.324 | + 13.990 | 9:06:04.046 |
| 18 | COOKE / FOSTER | | Porsche RS | | | | |
| 1 - | 1:52.339 | + 3.095 | 8:46:35.774 | 7 - | 1:51.909 | + 2.665 | 9:00:14.630 |
| 2 - | 1:50.751 | + 1.507 | 8:48:26.525 | 8 - | 1:50.864 | + 1.620 | 9:02:05.494 |
| 3 - | 1:59.004 | + 9.760 | 8:50:25.529 | 9 - | 1:52.377 | + 3.133 | 9:03:57.871 |
| 4 - | 2:25.098 P | + 35.854 | 8:52:50.627 | 10 - | 1:49.829 | + 0.585 | 9:05:47.700 |
| 5 - | 3:37.530 | + 1:48.286 | 8:56:28.157 | 11 - | 1:49.244 | | 9:07:36.944 |
| 6 - | 1:54.564 | + 5.320 | 8:58:22.721 | | | | |
| 24 | TICE / CONOLEY | | BMW 2002 | | | | |
| 1 - | 1:47.885 | + 4.646 | 8:45:47.170 | 7 - | 3:47.678 | + 2:04.439 | 8:58:51.697 |
| 2 - | 1:45.524 | + 2.285 | 8:47:32.694 | 8 - | 1:47.849 | + 4.610 | 9:00:39.546 |
| 3 - | 1:43.557 | + 0.318 | 8:49:16.251 | 9 - | 1:45.225 | + 1.986 | 9:02:24.771 |
| 4 - | 1:43.239 | | 8:50:59.490 | 10 - | 1:48.250 | + 5.011 | 9:04:13.021 |
| 5 - | 1:43.615 | + 0.376 | 8:52:43.105 | 11 - | 1:43.900 | + 0.661 | 9:05:56.921 |
| 6 - | 2:20.914 P | + 37.675 | 8:55:04.019 | | | | |
| 25 | HEWES / ADAMS | | Alfa Romeo 2000 GTV | | | | |
| 1 - | 2:13.603 | + 8.203 | 8:46:03.717 | 5 - | 2:21.835 P | + 16.435 | 8:54:52.012 |
| 2 - | 2:09.561 | + 4.161 | 8:48:13.278 | 6 - | 6:11.731 | + 4:06.331 | 9:01:03.743 |
| 3 - | 2:10.223 | + 4.823 | 8:50:23.501 | 7 - | 2:05.400 | | 9:03:09.143 |
| 4 - | 2:06.676 | + 1.276 | 8:52:30.177 | 8 - | 2:35.407 | + 30.007 | 9:05:44.550 |
| 36 | Peter MALLETT | | Ford Capri 3.0S | | | | |
| 1 - | 2:18.770 | | 8:47:44.620 | | | | |
| 45 | HAMMOND / HATHAWAY | | Chevrolet Camaro | | | | |
| 1 - | 1:44.813 | + 11.642 | 8:45:02.322 | 8 - | 1:36.104 | + 2.933 | 8:59:09.571 |
| 2 - | 1:38.867 | + 5.696 | 8:46:41.189 | 9 - | 1:35.762 | + 2.591 | 9:00:45.333 |
| 3 - | 1:41.422 | + 8.251 | 8:48:22.611 | 10 - | 1:34.617 | + 1.446 | 9:02:19.950 |
| 4 - | 1:47.292 | + 14.121 | 8:50:09.903 | 11 - | 1:34.699 | + 1.528 | 9:03:54.649 |
| 5 - | 1:42.072 | + 8.901 | 8:51:51.975 | 12 - | 1:33.841 | + 0.670 | 9:05:28.490 |

Castle Combe
Circuit Length = 1.8500 miles
Start: 08:41 End: 09:07

Weather / Track : Cloudy / Wet

Touring 70's 1970 Group 1 & 2 Touring Cars

QUALIFYING RACE 1 - LAP ANALYSIS

| | | | | | | | |
|------------|-----------------------------|------------|------------------------------|------|-----------------|------------|--------------------|
| 6 - | 1:58.549 P | + 25.378 | 8:53:50.524 | 13 - | 1:33.171 | | 9:07:01.661 |
| 7 - | 3:42.943 | + 2:09.772 | 8:57:33.467 | | | | |
| 60 | Nick STAGG | | Ford Escort Mkl | | | | |
| 1 - | 1:41.371 | + 14.447 | 8:45:32.145 | 9 - | 1:28.131 | + 1.207 | 8:57:54.061 |
| 2 - | 1:38.348 | + 11.424 | 8:47:10.493 | 10 - | 1:31.220 | + 4.296 | 8:59:25.281 |
| 3 - | 1:32.231 | + 5.307 | 8:48:42.724 | 11 - | 1:29.757 | + 2.833 | 9:00:55.038 |
| 4 - | 1:40.672 | + 13.748 | 8:50:23.396 | 12 - | 1:28.886 | + 1.962 | 9:02:23.924 |
| 5 - | 1:33.684 | + 6.760 | 8:51:57.080 | 13 - | 1:31.003 | + 4.079 | 9:03:54.927 |
| 6 - | 1:32.804 | + 5.880 | 8:53:29.884 | 14 - | 1:30.461 | + 3.537 | 9:05:25.388 |
| 7 - | 1:26.924 | | 8:54:56.808 | 15 - | 1:28.189 | + 1.265 | 9:06:53.577 |
| 8 - | 1:29.122 | + 2.198 | 8:56:25.930 | | | | |
| 66 | PEARSON / DEVINE | | Triumph TR4 | | | | |
| 1 - | 5:52.912 | + 4:02.778 | 8:49:43.898 | 6 - | 1:53.303 | + 3.169 | 9:01:28.613 |
| 2 - | 2:02.445 | + 12.311 | 8:51:46.343 | 7 - | 1:51.121 | + 0.987 | 9:03:19.734 |
| 3 - | 2:23.258 P | + 33.124 | 8:54:09.601 | 8 - | 1:52.350 | + 2.216 | 9:05:12.084 |
| 4 - | 3:30.831 | + 1:40.697 | 8:57:40.432 | 9 - | 1:50.134 | | 9:07:02.218 |
| 5 - | 1:54.878 | + 4.744 | 8:59:35.310 | | | | |
| 69 | THURGOOD / CHAPMAN | | Ford Capri 3.0S | | | | |
| 1 - | 4:07.476 | + 2:08.988 | 8:50:26.713 | 4 - | 4:42.527 | + 2:44.039 | 8:59:41.669 |
| 2 - | 2:04.170 | + 5.682 | 8:52:30.883 | 5 - | 1:58.488 | | 9:01:40.157 |
| 3 - | 2:28.259 P | + 29.771 | 8:54:59.142 | | | | |
| 79 | Conor O'BRIEN | | Aston Martin DB4 Lightweight | | | | |
| 1 - | 1:55.702 | + 6.289 | 8:48:07.148 | 6 - | 2:08.129 P | + 18.716 | 8:57:49.267 |
| 2 - | 1:54.016 | + 4.603 | 8:50:01.164 | 7 - | 4:28.825 | + 2:39.412 | 9:02:18.092 |
| 3 - | 1:52.294 | + 2.881 | 8:51:53.458 | 8 - | 1:56.141 | + 6.728 | 9:04:14.233 |
| 4 - | 1:54.543 | + 5.130 | 8:53:48.001 | 9 - | 1:49.413 | | 9:06:03.646 |
| 5 - | 1:53.137 | + 3.724 | 8:55:41.138 | | | | |
| 84 | MARLER / HAYHOW | | Lotus Elan S1 | | | | |
| 1 - | 1:49.278 | + 7.304 | 8:46:24.081 | 7 - | 2:16.591 P | + 34.617 | 8:57:24.291 |
| 2 - | 1:49.148 | + 7.174 | 8:48:13.229 | 8 - | 4:17.081 | + 2:35.107 | 9:01:41.372 |
| 3 - | 1:45.507 | + 3.533 | 8:49:58.736 | 9 - | 1:57.164 | + 15.190 | 9:03:38.536 |
| 4 - | 1:44.025 | + 2.051 | 8:51:42.761 | 10 - | 1:55.914 | + 13.940 | 9:05:34.450 |
| 5 - | 1:42.965 | + 0.991 | 8:53:25.726 | 11 - | 1:55.557 | + 13.583 | 9:07:30.007 |
| 6 - | 1:41.974 | | 8:55:07.700 | | | | |
| 91 | WILLIAMS / McCULLOCH | | Porsche 911 RSL | | | | |
| 1 - | 2:16.560 | + 19.514 | 8:46:09.126 | 6 - | 2:09.984 | + 12.938 | 8:58:22.933 |
| 2 - | 2:05.790 | + 8.744 | 8:48:14.916 | 7 - | 2:06.178 | + 9.132 | 9:00:29.111 |
| 3 - | 2:01.068 | + 4.022 | 8:50:15.984 | 8 - | 2:04.353 | + 7.307 | 9:02:33.464 |
| 4 - | 2:23.457 P | + 26.411 | 8:52:39.441 | 9 - | 2:01.148 | + 4.102 | 9:04:34.612 |
| 5 - | 3:33.508 | + 1:36.462 | 8:56:12.949 | 10 - | 1:57.046 | | 9:06:31.658 |
| 127 | Laki CHRISTOFOROU | | Ford Escort Mkl | | | | |
| 1 - | 1:45.353 | + 19.601 | 8:45:31.548 | 9 - | 1:29.060 | + 3.308 | 8:57:53.183 |
| 2 - | 1:40.278 | + 14.526 | 8:47:11.826 | 10 - | 1:29.516 | + 3.764 | 8:59:22.699 |
| 3 - | 1:32.780 | + 7.028 | 8:48:44.606 | 11 - | 1:27.349 | + 1.597 | 9:00:50.048 |
| 4 - | 1:36.119 | + 10.367 | 8:50:20.725 | 12 - | 1:29.112 | + 3.360 | 9:02:19.160 |
| 5 - | 1:33.276 | + 7.524 | 8:51:54.001 | 13 - | 1:29.497 | + 3.745 | 9:03:48.657 |
| 6 - | 1:31.835 | + 6.083 | 8:53:25.836 | 14 - | 1:25.891 | + 0.139 | 9:05:14.548 |
| 7 - | 1:28.166 | + 2.414 | 8:54:54.002 | 15 - | 1:25.752 | | 9:06:40.300 |
| 8 - | 1:30.121 | + 4.369 | 8:56:24.123 | | | | |
| 133 | Richard AUSTIN | | Ford Capri 3.0S | | | | |
| 1 - | 2:03.108 | + 15.353 | 8:46:02.002 | 7 - | 1:48.983 | + 1.228 | 8:57:11.252 |
| 2 - | 1:54.552 | + 6.797 | 8:47:56.554 | 8 - | 1:48.883 | + 1.128 | 8:59:00.135 |
| 3 - | 1:54.313 | + 6.558 | 8:49:50.867 | 9 - | 1:48.095 | + 0.340 | 9:00:48.230 |
| 4 - | 1:51.687 | + 3.932 | 8:51:42.554 | 10 - | 1:47.755 | | 9:02:35.985 |
| 5 - | 1:49.553 | + 1.798 | 8:53:32.107 | 11 - | 1:48.164 | + 0.409 | 9:04:24.149 |
| 6 - | 1:50.162 | + 2.407 | 8:55:22.269 | 12 - | 1:53.553 | + 5.798 | 9:06:17.702 |

Castle Combe
Circuit Length = 1.8500 miles
Start: 08:41 End: 09:07


Weather / Track : Cloudy / Wet

Touring 70's 1970 Group 1 & 2 Touring Cars
QUALIFYING RACE 1 - LAP ANALYSIS

| 134 | | Martin MELLING | | Aston Martin DB4 | | | |
|------------|----------|-----------------------|-------------|--------------------------|-----------------|---------|--------------------|
| 1 - | 2:14.821 | + 33.970 | 8:46:13.317 | 7 - | 1:49.255 | + 8.404 | 8:57:33.111 |
| 2 - | 2:01.974 | + 21.123 | 8:48:15.291 | 8 - | 1:44.111 | + 3.260 | 8:59:17.222 |
| 3 - | 2:02.802 | + 21.951 | 8:50:18.093 | 9 - | 1:44.149 | + 3.298 | 9:01:01.371 |
| 4 - | 1:51.053 | + 10.202 | 8:52:09.146 | 10 - | 1:40.851 | | 9:02:42.222 |
| 5 - | 1:48.723 | + 7.872 | 8:53:57.869 | 11 - | 1:42.561 | + 1.710 | 9:04:24.783 |
| 6 - | 1:45.987 | + 5.136 | 8:55:43.856 | 12 - | 1:41.008 | + 0.157 | 9:06:05.791 |
| 166 | | John SYMES | | Alfa Romeo GT Jnr | | | |
| 1 - | 2:16.020 | + 20.355 | 8:46:10.432 | 7 - | 1:57.416 | + 1.751 | 8:58:28.340 |
| 2 - | 2:06.224 | + 10.559 | 8:48:16.656 | 8 - | 1:57.944 | + 2.279 | 9:00:26.284 |
| 3 - | 2:07.925 | + 12.260 | 8:50:24.581 | 9 - | 1:55.907 | + 0.242 | 9:02:22.191 |
| 4 - | 2:03.876 | + 8.211 | 8:52:28.457 | 10 - | 1:56.356 | + 0.691 | 9:04:18.547 |
| 5 - | 2:00.287 | + 4.622 | 8:54:28.744 | 11 - | 1:55.665 | | 9:06:14.212 |
| 6 - | 2:02.180 | + 6.515 | 8:56:30.924 | | | | |

Touring 70's 1970 Group 1 & 2 Touring Cars

RACE 1 - GRID

| | | |
|--|-----------------------------------|-------------------------------------|
| ROW 12 | 2:10.023 5 William LYNCH | 2:18.770 36 Peter MALLETT |
| ROW 11 | 1:58.488 69 THURGOOD / CHAPMAN | 2:05.400 25 HEWES / ADAMS |
| ROW 10 | 1:50.134 66 PEARSON / DEVINE | 1:55.665 166 John SYMES |
| ROW 9 | 1:47.755 133 Richard AUSTIN | 1:49.413 79 Conor O'BRIEN |
| ROW 8 | 1:41.974 84 MARLER / HAYHOW | 1:43.259 3 Paul CONWAY |
| ROW 7 | 1:31.334 8 BYRNE/SNOWDON | 1:40.851 134 Martin MELLING |
| ROW 6 | | |
| ROW 5 | | |
| ROW 4 | 1:49.244 18 COOKE / FOSTER | 1:57.046 91 WILLIAMS / McCULLOCH |
| ROW 3 | 1:43.239 24 TICE / CONOLEY | 1:45.345 7 Alan DAFFIN |
| ROW 2 | 1:33.171 45 HAMMOND / HATHAWAY | 1:42.224 2 WOODMAN / COX |
| ROW 1 | 1:25.752 127 Laki CHRISTOFOROU | 1:26.924 60 Nick STAGG |
| Pole | | |
|  | | |

Castle Combe
Circuit Length = 1.8500 miles

These results are provisional until the conclusion of any judicial and technical matters.

| | | |
|-------------------|--|--------------|
| Clerk of Course : | | Timekeeper : |
| | | |

Touring 70's 1970 Group 1 & 2 Touring Cars

RACE 1 - CLASSIFICATION

| POS | NO | CL | NAME | ENTRY | LAPS | TIME | GAP | DIFF | MPH | BEST | ON |
|-----|-----|-----|-----------------------------|------------------------------|------|-----------|--------|--------|-------|----------|----|
| 1 | 2 | 2C | COX / WOODMAN | Ford Cologne Capri | 33 | 45:44.028 | | | 80.09 | 1:13.861 | 4 |
| 2 | 127 | 2D | Laki CHRISTOFOROU | Ford Escort Mkl | 33 | 45:46.626 | 2.598 | 2.598 | 80.01 | 1:18.214 | 18 |
| 3 | 24 | 2D | TICE / CONOLEY | BMW 2002 | 32 | 45:51.291 | 1 lap | 1 lap | 77.46 | 1:21.015 | 10 |
| 4 | 8 | I | BYRNE/SNOWDON | Aston Martin DB4 Lightweight | 32 | 46:10.410 | 1 lap | 19.119 | 76.92 | 1:19.277 | 15 |
| 5 | 3 | GTA | Paul CONWAY | Morgan Plus 8 | 31 | 46:01.541 | 2 laps | 1 lap | 74.76 | 1:23.057 | 23 |
| 6 | 18 | 4A | COOKE / FOSTER | Porsche RS | 31 | 46:08.824 | 2 laps | 7.283 | 74.56 | 1:24.052 | 30 |
| 7 | 133 | TCA | Richard AUSTIN | Ford Capri 3.0S | 31 | 46:21.262 | 2 laps | 12.438 | 74.23 | 1:24.445 | 21 |
| 8 | 84 | GTC | MARLER / HAYHOW | Lotus Elan S1 | 31 | 46:22.085 | 2 laps | 0.823 | 74.21 | 1:20.303 | 7 |
| 9 | 79 | I | Conor O'BRIEN | Aston Martin DB4 Lightweight | 31 | 46:28.855 | 2 laps | 6.770 | 74.03 | 1:23.663 | 21 |
| 10 | 36 | TCA | Peter MALLETT | Ford Capri 3.0S | 31 | 46:51.465 | 2 laps | 22.610 | 73.43 | 1:24.839 | 18 |
| 11 | 134 | I | Martin MELLING | Aston Martin DB4 | 30 | 45:57.471 | 3 laps | 1 lap | 72.45 | 1:25.236 | 14 |
| 12 | 66 | GTB | PEARSON / DEVINE | Triumph TR4 | 30 | 46:39.919 | 3 laps | 42.448 | 71.35 | 1:24.428 | 19 |
| 13 | 69 | TCA | CHAPMAN / THURGOOD | Ford Capri 3.0S | 30 | 46:55.983 | 3 laps | 16.064 | 70.95 | 1:26.426 | 13 |
| 14 | 166 | TCB | John SYMES | Alfa Romeo GT Jnr | 29 | 46:04.095 | 4 laps | 1 lap | 69.87 | 1:29.487 | 6 |
| 15 | 91 | 4A | WILLIAMS / McCULLOCH | Porsche 911 RSL | 29 | 46:46.717 | 4 laps | 42.622 | 68.81 | 1:27.852 | 13 |
| 16 | 5 | TCC | William LYNCH | Hillman Imp | 29 | 46:58.641 | 4 laps | 11.924 | 68.52 | 1:30.240 | 18 |
| 17 | 25 | GTB | HEWES / ADAMS | Alfa Romeo 2000 GTV | 27 | 46:54.954 | 6 laps | 2 laps | 63.88 | 1:32.170 | 4 |

NOT CLASSIFIED

| | | | | | | | | | | | |
|-----|----|----|---------------------------|------------------|----|-----------|---------|---------|-------|----------|----|
| DNF | 7 | 2C | Alan DAFFIN | Ford Capri 3.0 | 23 | 39:17.886 | 10 laps | 4 laps | 64.96 | 1:24.470 | 22 |
| DNF | 45 | 2C | HAMMOND / HATHAWAY | Chevrolet Camaro | 22 | 30:32.403 | 11 laps | 1 lap | 79.96 | 1:14.915 | 4 |
| DNF | 34 | 2C | Chris RANDALL | BMW 3.0 CSL | 9 | 12:48.941 | 24 laps | 13 laps | 77.95 | 1:17.096 | 8 |
| DNF | 60 | 2D | Nick STAGG | Ford Escort Mkl | 10 | 14:10.659 | 23 laps | 0.000 | 78.29 | 1:19.231 | 6 |

FASTEST LAP

| | | | | | | | |
|-----|-----|--------------------------|------------------------------|----|----------|-----------|------------|
| 2 | 2C | COX / WOODMAN | Ford Cologne Capri | 4 | 1:13.861 | 90.16 mph | 145.11 kph |
| 3 | GTA | Paul CONWAY | Morgan Plus 8 | 23 | 1:23.057 | 80.18 mph | 129.04 kph |
| 18 | 4A | COOKE / FOSTER | Porsche RS | 30 | 1:24.052 | 79.23 mph | 127.51 kph |
| 127 | 2D | Laki CHRISTOFOROU | Ford Escort Mkl | 18 | 1:18.214 | 85.15 mph | 137.03 kph |
| 66 | GTB | PEARSON / DEVINE | Triumph TR4 | 19 | 1:24.428 | 78.88 mph | 126.95 kph |
| 133 | TCA | Richard AUSTIN | Ford Capri 3.0S | 21 | 1:24.445 | 78.86 mph | 126.92 kph |
| 8 | I | BYRNE/SNOWDON | Aston Martin DB4 Lightweight | 15 | 1:19.277 | 84.00 mph | 135.20 kph |
| 84 | GTC | MARLER / HAYHOW | Lotus Elan S1 | 7 | 1:20.303 | 82.93 mph | 133.47 kph |
| 166 | TCB | John SYMES | Alfa Romeo GT Jnr | 6 | 1:29.487 | 74.42 mph | 119.77 kph |
| 5 | TCC | William LYNCH | Hillman Imp | 18 | 1:30.240 | 73.80 mph | 118.77 kph |

Weather / Track : Sunny / Dry

These results are provisional until the conclusion of any judicial and technical matters.

Castle Combe
Circuit Length = 1.8500 miles
Start: 12:49 End: 13:37

| | |
|-------------------|--------------|
| Clerk of Course : | Timekeeper : |
|-------------------|--------------|

Touring 70's 1970 Group 1 & 2 Touring Cars

RACE 1 - LAP CHART

| Lap 1 | | | Lap 2 | | | Lap 3 | | | Lap 4 | | | Lap 5 | | |
|-------|--------|----------|-------|--------|----------|-------|----------|----------|-------|----------|----------|-------|----------|----------|
| No | Behind | Laptime | No | Behind | Laptime | No | Behind | Laptime | No | Behind | Laptime | No | Behind | Laptime |
| 45 | | 1:30.234 | 2 | | 1:16.105 | 2 | | 1:13.950 | 2 | | 1:13.861 | 2 | | 1:15.956 |
| 127 | 0.260 | 1:30.494 | 45 | 0.719 | 1:17.237 | 45 | 1.982 | 1:15.213 | 45 | 3.036 | 1:14.915 | 45 | 3.572 | 1:16.492 |
| 2 | 0.413 | 1:30.647 | 127 | 4.561 | 1:20.819 | 127 | 10.450 | 1:19.839 | 127 | 16.947 | 1:20.358 | 5 | 1 LAP | 1:32.035 |
| 60 | 1.671 | 1:31.905 | 60 | 5.652 | 1:20.499 | 60 | 11.385 | 1:19.683 | 60 | 17.462 | 1:19.938 | 25 | 1 LAP | 1:32.170 |
| 24 | 2.402 | 1:32.636 | 24 | 8.095 | 1:22.211 | 24 | 15.964 | 1:21.819 | 24 | 24.748 | 1:22.645 | 127 | 20.551 | 1:19.560 |
| 18 | 5.156 | 1:35.390 | 18 | 15.184 | 1:26.546 | 18 | 26.414 | 1:25.180 | 84 | 37.726 | 1:23.810 | 60 | 21.786 | 1:20.280 |
| 91 | 10.966 | 1:41.200 | 84 | 20.086 | 1:23.200 | 84 | 27.777 | 1:21.641 | 18 | 39.168 | 1:26.615 | 24 | 30.981 | 1:22.189 |
| 84 | 13.404 | 1:43.638 | 91 | 24.442 | 1:29.994 | 91 | 41.383 | 1:30.891 | 7 | 3 LAPS | 6:00.249 | 84 | 45.753 | 1:23.983 |
| 8 | 18.957 | 1:49.191 | 8 | 30.763 | 1:28.324 | 3 | 41.692 | 1:24.772 | 34 | 47.149 | 1:19.059 | 34 | 49.604 | 1:18.411 |
| 134 | 20.399 | 1:50.633 | 3 | 30.870 | 1:26.413 | 34 | 41.951 | 1:23.073 | 3 | 54.142 | 1:26.311 | 18 | 50.223 | 1:27.011 |
| 3 | 20.975 | 1:51.209 | 134 | 32.650 | 1:28.769 | 8 | 45.265 | 1:28.452 | 91 | 57.805 | 1:30.283 | 7 | 3 LAPS | 1:27.665 |
| 133 | 22.731 | 1:52.965 | 34 | 32.828 | 1:24.745 | 133 | 45.988 | 1:26.520 | 133 | 59.400 | 1:27.273 | 3 | 1:03.092 | 1:24.906 |
| 36 | 24.398 | 1:54.632 | 133 | 33.418 | 1:27.205 | 134 | 47.303 | 1:28.603 | 8 | 59.864 | 1:28.460 | 133 | 1:09.103 | 1:25.659 |
| 34 | 24.601 | 1:54.835 | 36 | 35.023 | 1:27.143 | 36 | 48.482 | 1:27.409 | 134 | 1:01.140 | 1:27.698 | 8 | 1:10.555 | 1:26.647 |
| 79 | 25.819 | 1:56.053 | 79 | 35.420 | 1:26.119 | 79 | 48.838 | 1:27.368 | 79 | 1:01.445 | 1:26.468 | 79 | 1:11.516 | 1:26.027 |
| 166 | 26.627 | 1:56.861 | 166 | 41.988 | 1:31.879 | 69 | 56.994 | 1:28.769 | 36 | 1:01.908 | 1:27.287 | 91 | 1:14.046 | 1:32.197 |
| 66 | 28.168 | 1:58.402 | 69 | 42.175 | 1:30.027 | 166 | 58.597 | 1:30.559 | 69 | 1:12.053 | 1:28.920 | 36 | 1:14.487 | 1:28.535 |
| 69 | 28.666 | 1:58.900 | 66 | 44.316 | 1:32.666 | 66 | 1:00.249 | 1:29.883 | 166 | 1:15.236 | 1:30.500 | 134 | 1:15.908 | 1:30.724 |
| 25 | 30.931 | 2:01.165 | 25 | 48.691 | 1:34.278 | 5 | 1:06.378 | 1:31.286 | 66 | 1:15.838 | 1:29.450 | | | |
| 5 | 33.401 | 2:03.635 | 5 | 49.042 | 1:32.159 | 25 | 1:07.941 | 1:33.200 | | | | | | |

Touring 70's 1970 Group 1 & 2 Touring Cars

RACE 1 - LAP CHART

| Lap 6 | | | Lap 7 | | | Lap 8 | | | Lap 9 | | | Lap 10 | | |
|-------|----------|----------|-------|----------|----------|-------|--------|----------|-------|----------|------------|--------|----------|----------|
| No | Behind | Laptime | No | Behind | Laptime | No | Behind | Laptime | No | Behind | Laptime | No | Behind | Laptime |
| 2 | | 1:16.533 | 2 | | 1:19.312 | 2 | | 1:15.882 | 2 | | 1:15.228 | 2 | | 1:14.968 |
| 45 | 2.712 | 1:15.673 | 45 | 0.490 | 1:17.090 | 7 | 4 LAPS | 1:26.748 | 18 | 1 LAP | 1:26.282 | 45 | 4.136 | 1:16.064 |
| 69 | 1 LAP | 1:28.850 | 79 | 1 LAP | 1:25.770 | 3 | 1 LAP | 1:24.428 | 45 | 3.040 | 1:16.783 | 18 | 1 LAP | 1:25.649 |
| 166 | 1 LAP | 1:29.547 | 36 | 1 LAP | 1:26.942 | 45 | 1.485 | 1:16.877 | 3 | 1 LAP | 1:24.955 | 3 | 1 LAP | 1:24.789 |
| 66 | 1 LAP | 1:29.487 | 91 | 1 LAP | 1:30.286 | 133 | 1 LAP | 1:24.852 | 7 | 4 LAPS | 1:26.464 P | 7 | 4 LAPS | 1:26.129 |
| 127 | 23.813 | 1:19.795 | 134 | 1 LAP | 1:29.361 | 8 | 1 LAP | 1:24.719 | 133 | 1 LAP | 1:26.230 | 8 | 1 LAP | 1:24.846 |
| 5 | 1 LAP | 1:31.963 | 69 | 1 LAP | 1:28.082 | 79 | 1 LAP | 1:25.030 | 8 | 1 LAP | 1:25.137 | 133 | 1 LAP | 1:26.787 |
| 60 | 24.484 | 1:19.231 | 166 | 1 LAP | 1:29.487 | 36 | 1 LAP | 1:26.123 | 79 | 1 LAP | 1:25.107 | 79 | 1 LAP | 1:24.958 |
| 25 | 1 LAP | 1:40.339 | 66 | 1 LAP | 1:29.430 | 134 | 1 LAP | 1:27.895 | 25 | 2 LAPS | 2:01.729 | 127 | 37.182 | 1:20.689 |
| 24 | 36.187 | 1:21.739 | 127 | 23.525 | 1:19.024 | 91 | 1 LAP | 1:30.106 | 36 | 1 LAP | 1:25.588 | 36 | 1 LAP | 1:30.910 |
| 34 | 51.298 | 1:18.227 | 60 | 24.745 | 1:19.573 | 127 | 27.426 | 1:19.783 | 127 | 31.461 | 1:19.263 | 25 | 2 LAPS | 1:34.194 |
| 84 | 52.464 | 1:23.244 | 5 | 1 LAP | 1:32.148 | 60 | 30.224 | 1:21.361 | 134 | 1 LAP | 1:26.250 | 134 | 1 LAP | 1:26.078 |
| 18 | 59.943 | 1:26.253 | 24 | 38.959 | 1:22.084 | 69 | 1 LAP | 1:29.760 | 91 | 1 LAP | 1:28.558 | 91 | 1 LAP | 1:28.392 |
| 7 | 3 LAPS | 1:27.722 | 34 | 50.184 | 1:18.198 | 166 | 1 LAP | 1:29.995 | 60 | 37.963 | 1:22.967 | 69 | 1 LAP | 1:27.340 |
| 3 | 1:11.800 | 1:25.241 | 25 | 1 LAP | 1:38.648 | 66 | 1 LAP | 1:32.831 | 69 | 1 LAP | 1:27.556 | 24 | 56.876 | 1:21.015 |
| 133 | 1:17.353 | 1:24.783 | 84 | 53.455 | 1:20.303 | 24 | 44.709 | 1:21.632 | 24 | 50.829 | 1:21.348 | 166 | 1 LAP | 1:29.893 |
| 8 | 1:18.951 | 1:24.929 | 18 | 1:05.778 | 1:25.147 | 34 | 51.398 | 1:17.096 | 166 | 1 LAP | 1:29.487 | 66 | 1 LAP | 1:27.964 |
| | | | | | | 5 | 1 LAP | 1:32.686 | 66 | 1 LAP | 1:28.632 | 84 | 1:12.349 | 1:22.153 |
| | | | | | | 84 | 58.459 | 1:20.886 | 84 | 1:05.164 | 1:21.933 | | | |
| | | | | | | | | | 5 | 1 LAP | 1:32.286 | | | |
| | | | | | | | | | 34 | 1:11.467 | 1:35.297 | | | |

Touring 70's 1970 Group 1 & 2 Touring Cars

RACE 1 - LAP CHART

| Lap 11 | | | Lap 12 | | | Lap 13 | | | Lap 14 | | | Lap 15 | | |
|--------|----------|------------|--------|----------|------------|--------|----------|----------|--------|----------|------------|--------|--------|------------|
| No | Behind | Laptime | No | Behind | Laptime | No | Behind | Laptime | No | Behind | Laptime | No | Behind | Laptime |
| 2 | | 1:15.446 | 2 | | 1:17.885 | 2 | | 1:16.559 | 2 | | 1:15.438 | 2 | | 1:17.595 |
| 60 | 1 LAP | 1:55.222 P | 66 | 2 LAPS | 1:28.634 | 36 | 2 LAPS | 1:44.021 | 45 | 10.680 | 1:17.429 | 3 | 3 LAPS | 2:48.972 |
| 45 | 6.110 | 1:17.420 | 25 | 3 LAPS | 1:52.619 | 69 | 2 LAPS | 1:28.636 | 91 | 2 LAPS | 1:28.130 | 7 | 6 LAPS | 2:45.629 |
| 5 | 2 LAPS | 1:32.932 | 166 | 2 LAPS | 1:31.650 | 45 | 8.689 | 1:19.906 | 69 | 2 LAPS | 1:27.512 | 8 | 2 LAPS | 1:46.918 |
| 18 | 1 LAP | 1:24.561 | 45 | 5.342 | 1:17.117 | 66 | 2 LAPS | 1:29.092 | 134 | 2 LAPS | 1:53.727 | 24 | 1 LAP | 1:21.792 |
| 3 | 1 LAP | 1:24.631 | 84 | 1 LAP | 1:30.304 | 84 | 1 LAP | 1:23.719 | 84 | 1 LAP | 1:27.023 | 45 | 10.357 | 1:17.272 |
| 7 | 4 LAPS | 1:25.792 | 18 | 1 LAP | 1:25.102 | 166 | 2 LAPS | 1:31.829 | 66 | 2 LAPS | 1:30.068 P | 36 | 3 LAPS | 2:51.307 |
| 8 | 1 LAP | 1:23.118 | 5 | 2 LAPS | 1:35.259 | 25 | 3 LAPS | 1:36.966 | 166 | 2 LAPS | 1:30.209 | 91 | 2 LAPS | 1:27.852 P |
| 133 | 1 LAP | 1:24.751 | 8 | 1 LAP | 1:23.446 | 18 | 1 LAP | 1:24.814 | 25 | 3 LAPS | 1:32.911 P | 69 | 2 LAPS | 1:26.426 P |
| 79 | 1 LAP | 1:24.814 | 127 | 42.420 | 1:19.810 | 127 | 45.161 | 1:19.300 | 18 | 1 LAP | 1:24.575 | 84 | 1 LAP | 1:22.652 |
| 127 | 40.495 | 1:18.759 | 133 | 1 LAP | 1:25.211 | 5 | 2 LAPS | 1:32.376 | 5 | 2 LAPS | 1:32.448 | 166 | 2 LAPS | 1:30.755 |
| 36 | 1 LAP | 1:26.100 | 79 | 1 LAP | 1:25.612 | 8 | 1 LAP | 1:24.174 | 133 | 1 LAP | 1:24.652 | 18 | 1 LAP | 1:26.198 |
| 134 | 1 LAP | 1:25.825 | 3 | 1 LAP | 1:49.430 P | 133 | 1 LAP | 1:24.533 | 79 | 1 LAP | 1:24.623 | 66 | 2 LAPS | 1:45.025 |
| 24 | 1:03.972 | 1:22.542 | 134 | 1 LAP | 1:26.037 | 79 | 1 LAP | 1:24.149 | 127 | 1:10.387 | 1:40.664 | 25 | 3 LAPS | 1:38.142 |
| 91 | 1 LAP | 1:31.045 | 7 | 4 LAPS | 1:51.323 | 24 | 1:14.730 | 1:22.694 | | | | 79 | 1 LAP | 1:26.226 |
| 69 | 1 LAP | 1:29.091 | 24 | 1:08.595 | 1:22.508 | | | | | | | | | |
| | | | 91 | 1 LAP | 1:29.318 | | | | | | | | | |

Touring 70's 1970 Group 1 & 2 Touring Cars

RACE 1 - LAP CHART

| Lap 16 | | | Lap 17 | | | Lap 18 | | | Lap 19 | | | Lap 20 | | |
|--------|--------|----------|--------|--------|------------|--------|--------|----------|--------|--------|------------|--------|--------|----------|
| No | Behind | Laptime | No | Behind | Laptime | No | Behind | Laptime | No | Behind | Laptime | No | Behind | Laptime |
| 2 | | 1:16.405 | 2 | | 1:17.606 | 2 | | 1:16.829 | 2 | | 1:17.321 | 2 | | 1:16.059 |
| 5 | 3 LAPS | 1:32.968 | 18 | 2 LAPS | 1:41.784 | 79 | 2 LAPS | 1:26.322 | 127 | 2 LAPS | 1:19.537 | 127 | 2 LAPS | 1:18.214 |
| 3 | 3 LAPS | 1:24.210 | 79 | 2 LAPS | 1:27.218 | 8 | 3 LAPS | 1:19.277 | 69 | 4 LAPS | 2:53.646 | 84 | 2 LAPS | 1:47.345 |
| 24 | 1 LAP | 1:21.740 | 24 | 1 LAP | 1:21.072 | 24 | 1 LAP | 1:21.481 | 66 | 4 LAPS | 1:27.071 | 66 | 4 LAPS | 1:26.602 |
| 133 | 2 LAPS | 1:43.120 | 8 | 3 LAPS | 2:45.408 | 3 | 3 LAPS | 1:24.100 | 91 | 4 LAPS | 3:09.188 | 69 | 4 LAPS | 1:30.826 |
| 7 | 6 LAPS | 1:27.004 | 3 | 3 LAPS | 1:24.136 | 7 | 6 LAPS | 1:25.616 | 18 | 3 LAPS | 2:52.459 | 8 | 3 LAPS | 1:19.304 |
| 45 | 29.065 | 1:35.113 | 5 | 3 LAPS | 1:31.989 P | 133 | 3 LAPS | 2:52.285 | 8 | 3 LAPS | 1:20.588 | 91 | 4 LAPS | 1:35.946 |
| 36 | 3 LAPS | 1:26.740 | 7 | 6 LAPS | 1:25.908 | 5 | 3 LAPS | 1:31.632 | 79 | 2 LAPS | 1:25.805 P | 18 | 3 LAPS | 1:26.634 |
| 84 | 1 LAP | 1:22.456 | 25 | 4 LAPS | 2:03.928 | 45 | 1 LAP | 2:44.398 | 166 | 3 LAPS | 1:49.833 | 3 | 3 LAPS | 1:24.517 |
| 134 | 3 LAPS | 2:52.275 | 36 | 3 LAPS | 1:25.885 | 36 | 3 LAPS | 1:25.111 | 3 | 3 LAPS | 1:24.388 | 45 | 1 LAP | 1:17.762 |
| 91 | 2 LAPS | 1:46.787 | 84 | 1 LAP | 1:23.625 | 84 | 1 LAP | 1:23.449 | 24 | 1 LAP | 1:38.434 P | 133 | 3 LAPS | 1:24.777 |
| 166 | 2 LAPS | 1:30.247 | 134 | 3 LAPS | 1:25.236 | 134 | 3 LAPS | 1:25.345 | 133 | 3 LAPS | 1:25.112 | 7 | 6 LAPS | 1:24.866 |
| 69 | 2 LAPS | 1:56.296 | 166 | 2 LAPS | 1:30.057 P | | | | 7 | 6 LAPS | 1:26.391 | 79 | 2 LAPS | 1:42.549 |
| 127 | 1 LAP | 2:38.459 | 66 | 3 LAPS | 2:53.967 | | | | 45 | 1 LAP | 1:17.830 | 36 | 3 LAPS | 1:24.937 |
| | | | 127 | 1 LAP | 1:19.270 | | | | 36 | 3 LAPS | 1:24.990 | 134 | 3 LAPS | 1:26.118 |
| | | | | | | | | | 5 | 3 LAPS | 1:51.579 | 127 | 1 LAP | 1:19.368 |
| | | | | | | | | | 134 | 3 LAPS | 1:26.288 | 25 | 5 LAPS | 1:39.199 |
| | | | | | | | | | 25 | 5 LAPS | 3:18.006 | | | |

Touring 70's 1970 Group 1 & 2 Touring Cars

RACE 1 - LAP CHART

| Lap 21 | | | Lap 22 | | | Lap 23 | | | Lap 24 | | | Lap 25 | | |
|--------|----------|----------|--------|--------|------------|--------|--------|----------|--------|--------|----------|--------|--------|----------|
| No | Behind | Laptime | No | Behind | Laptime | No | Behind | Laptime | No | Behind | Laptime | No | Behind | Laptime |
| 2 | | 1:41.617 | 45 | | 1:32.787 | 2 | | 1:23.139 | 2 | | 1:24.129 | 2 | | 1:23.057 |
| 8 | 3 LAPS | 1:20.402 | 3 | 2 LAPS | 1:24.460 | 69 | 3 LAPS | 1:30.621 | 18 | 2 LAPS | 1:27.324 | 18 | 2 LAPS | 1:25.740 |
| 66 | 4 LAPS | 1:24.920 | 69 | 3 LAPS | 1:30.669 | 24 | 1 LAP | 1:23.409 | 66 | 3 LAPS | 1:44.937 | 24 | 1 LAP | 1:22.312 |
| 69 | 4 LAPS | 1:30.420 | 2 | 0.462 | 3:11.663 P | 25 | 5 LAPS | 1:35.879 | 24 | 1 LAP | 1:22.769 | 133 | 2 LAPS | 1:24.927 |
| 18 | 3 LAPS | 1:26.318 | 24 | 1 LAP | 1:22.763 | 133 | 2 LAPS | 1:24.445 | 133 | 2 LAPS | 1:24.622 | 79 | 2 LAPS | 1:25.403 |
| 45 | 1 LAP | 1:18.393 | 133 | 2 LAPS | 1:25.222 | 79 | 2 LAPS | 1:23.663 | 69 | 3 LAPS | 1:29.575 | 69 | 3 LAPS | 1:28.858 |
| 3 | 3 LAPS | 1:26.162 | 79 | 2 LAPS | 1:23.984 | 7 | 5 LAPS | 1:25.023 | 79 | 2 LAPS | 1:24.417 | 7 | 5 LAPS | 1:26.763 |
| 91 | 4 LAPS | 1:36.731 | 7 | 5 LAPS | 1:26.029 | 127 | 26.261 | 1:19.374 | 7 | 5 LAPS | 1:24.554 | 127 | 20.078 | 1:20.253 |
| 166 | 4 LAPS | 2:56.002 | 166 | 3 LAPS | 1:30.214 | 166 | 3 LAPS | 1:30.270 | 25 | 5 LAPS | 1:35.599 | 36 | 2 LAPS | 1:26.116 |
| 133 | 3 LAPS | 1:24.570 | 91 | 3 LAPS | 1:33.414 | 36 | 2 LAPS | 1:24.943 | 127 | 22.882 | 1:20.750 | 25 | 5 LAPS | 1:34.987 |
| 7 | 6 LAPS | 1:24.809 | 36 | 2 LAPS | 1:25.137 | 91 | 3 LAPS | 1:35.124 | 36 | 2 LAPS | 1:25.981 | 66 | 3 LAPS | 1:54.310 |
| 24 | 2 LAPS | 2:51.398 | 127 | 30.488 | 1:19.440 | 134 | 2 LAPS | 1:25.562 | 166 | 3 LAPS | 1:32.147 | 166 | 3 LAPS | 1:30.114 |
| 36 | 3 LAPS | 1:24.839 | 134 | 2 LAPS | 1:26.198 | 8 | 1 LAP | 1:19.697 | 8 | 1 LAP | 1:21.793 | 8 | 1 LAP | 1:19.854 |
| 127 | 1 LAP | 1:20.063 | 8 | 1 LAP | 1:20.738 | 5 | 3 LAPS | 1:31.279 | 134 | 2 LAPS | 1:26.868 | 134 | 2 LAPS | 1:30.640 |
| 134 | 3 LAPS | 1:27.144 | 5 | 3 LAPS | 1:32.262 | 84 | 1 LAP | 1:23.640 | 91 | 3 LAPS | 1:40.339 | 91 | 3 LAPS | 1:33.266 |
| 5 | 4 LAPS | 2:55.140 | 66 | 2 LAPS | 1:24.717 P | 3 | 1 LAP | 1:23.989 | 84 | 1 LAP | 1:24.509 | 84 | 1 LAP | 1:24.844 |
| 8 | 2 LAPS | 1:19.936 | 84 | 1 LAP | 1:24.526 | | | | 5 | 3 LAPS | 1:32.134 | 5 | 3 LAPS | 1:31.814 |
| 66 | 3 LAPS | 1:24.943 | 18 | 1 LAP | 1:25.779 | | | | 3 | 1 LAP | 1:23.057 | | | |
| 84 | 2 LAPS | 3:07.984 | 3 | 1 LAP | 1:23.336 | | | | | | | | | |
| 25 | 5 LAPS | 1:37.609 | | | | | | | | | | | | |
| 45 | 1:38.414 | 1:20.398 | | | | | | | | | | | | |

Touring 70's 1970 Group 1 & 2 Touring Cars

RACE 1 - LAP CHART

| Lap 26 | | | Lap 27 | | | Lap 28 | | | Lap 29 | | | Lap 30 | | |
|--------|--------|----------|--------|--------|----------|--------|--------|----------|--------|--------|----------|--------|--------|----------|
| No | Behind | Laptime | No | Behind | Laptime | No | Behind | Laptime | No | Behind | Laptime | No | Behind | Laptime |
| 2 | | 1:21.428 | 2 | | 1:21.118 | 2 | | 1:24.260 | 2 | | 1:21.719 | 2 | | 1:23.084 |
| 3 | 2 LAPS | 1:23.372 | 3 | 2 LAPS | 1:24.063 | 3 | 2 LAPS | 1:23.858 | 3 | 2 LAPS | 1:24.461 | 25 | 6 LAPS | 1:35.168 |
| 24 | 1 LAP | 1:22.410 | 24 | 1 LAP | 1:23.211 | 91 | 4 LAPS | 1:34.817 | 24 | 1 LAP | 1:22.083 | 24 | 1 LAP | 1:24.933 |
| 18 | 2 LAPS | 1:25.908 | 18 | 2 LAPS | 1:25.138 | 24 | 1 LAP | 1:22.502 | 127 | 13.285 | 1:20.737 | 3 | 2 LAPS | 1:25.574 |
| 133 | 2 LAPS | 1:24.956 | 5 | 4 LAPS | 1:37.403 | 18 | 2 LAPS | 1:24.198 | 18 | 2 LAPS | 1:26.185 | 127 | 11.001 | 1:20.800 |
| 79 | 2 LAPS | 1:25.450 | 127 | 18.828 | 1:19.659 | 127 | 14.267 | 1:19.699 | 91 | 4 LAPS | 1:35.797 | 18 | 2 LAPS | 1:25.282 |
| 127 | 20.287 | 1:21.637 | 133 | 2 LAPS | 1:24.611 | 133 | 2 LAPS | 1:24.927 | 133 | 2 LAPS | 1:26.356 | 84 | 2 LAPS | 1:47.914 |
| 7 | 5 LAPS | 1:25.649 | 79 | 2 LAPS | 1:26.006 | 5 | 4 LAPS | 1:33.336 | 79 | 2 LAPS | 1:25.203 | 133 | 2 LAPS | 1:26.020 |
| 69 | 3 LAPS | 1:28.841 | 7 | 5 LAPS | 1:24.470 | 79 | 2 LAPS | 1:25.233 | 5 | 4 LAPS | 1:33.845 | 91 | 4 LAPS | 1:33.559 |
| 36 | 2 LAPS | 1:25.273 | 69 | 3 LAPS | 1:29.996 | 7 | 5 LAPS | 1:25.604 | 8 | 1 LAP | 1:21.738 | 79 | 2 LAPS | 1:25.963 |
| 66 | 3 LAPS | 1:24.735 | 8 | 1 LAP | 1:21.544 | 8 | 1 LAP | 1:20.554 | 66 | 3 LAPS | 1:26.028 | 8 | 1 LAP | 1:20.389 |
| 8 | 1 LAP | 1:19.984 | 66 | 3 LAPS | 1:25.391 | 69 | 3 LAPS | 1:30.300 | 69 | 3 LAPS | 1:29.201 | 5 | 4 LAPS | 1:33.302 |
| 25 | 5 LAPS | 1:34.506 | 36 | 2 LAPS | 1:27.375 | 66 | 3 LAPS | 1:24.996 | 36 | 2 LAPS | 1:27.628 | 66 | 3 LAPS | 1:25.010 |
| 166 | 3 LAPS | 1:31.592 | 166 | 3 LAPS | 1:30.773 | 36 | 2 LAPS | 1:28.785 | 166 | 3 LAPS | 1:31.566 | 69 | 3 LAPS | 1:28.606 |
| 134 | 2 LAPS | 1:28.060 | 25 | 5 LAPS | 1:35.757 | 166 | 3 LAPS | 1:30.442 | 134 | 2 LAPS | 1:27.141 | 36 | 2 LAPS | 1:26.187 |
| 84 | 1 LAP | 1:24.595 | 134 | 2 LAPS | 1:28.278 | 25 | 5 LAPS | 1:34.355 | | | | | | |
| 91 | 3 LAPS | 1:33.643 | 84 | 1 LAP | 1:25.246 | 134 | 2 LAPS | 1:27.586 | | | | | | |
| | | | | | | 84 | 1 LAP | 1:26.816 | | | | | | |

Touring 70's 1970 Group 1 & 2 Touring Cars

RACE 1 - LAP CHART

| Lap 31 | | | Lap 32 | | | Lap 33 | | |
|--------|--------|----------|--------|--------|----------|--------|--------|----------|
| No | Behind | Laptime | No | Behind | Laptime | No | Behind | Laptime |
| 2 | | 1:24.001 | 2 | | 1:23.056 | 2 | | 1:22.172 |
| 134 | 3 LAPS | 1:29.847 | 127 | 5.432 | 1:20.850 | 127 | 2.598 | 1:19.338 |
| 166 | 4 LAPS | 1:32.482 | 134 | 3 LAPS | 1:28.780 | 24 | 1 LAP | 1:22.499 |
| 127 | 7.638 | 1:20.638 | 24 | 1 LAP | 1:21.969 | 134 | 3 LAPS | 1:28.804 |
| 24 | 1 LAP | 1:22.903 | 166 | 4 LAPS | 1:31.073 | 3 | 2 LAPS | 1:25.472 |
| 3 | 2 LAPS | 1:27.484 | 3 | 2 LAPS | 1:24.448 | 166 | 4 LAPS | 1:31.624 |
| 18 | 2 LAPS | 1:25.946 | 18 | 2 LAPS | 1:24.052 | 18 | 2 LAPS | 1:24.103 |
| 84 | 2 LAPS | 1:30.074 | 8 | 1 LAP | 1:20.954 | 8 | 1 LAP | 1:19.372 |
| 133 | 2 LAPS | 1:26.298 | 133 | 2 LAPS | 1:25.691 | 133 | 2 LAPS | 1:26.167 |
| 8 | 1 LAP | 1:20.547 | 84 | 2 LAPS | 1:26.648 | 84 | 2 LAPS | 1:26.421 |
| 79 | 2 LAPS | 1:27.172 | 79 | 2 LAPS | 1:27.237 | 79 | 2 LAPS | 1:27.849 |
| 25 | 6 LAPS | 1:58.218 | 25 | 6 LAPS | 1:36.187 | 66 | 3 LAPS | 1:25.475 |
| 91 | 4 LAPS | 1:32.631 | 91 | 4 LAPS | 1:34.869 | 91 | 4 LAPS | 1:34.731 |
| 66 | 3 LAPS | 1:25.757 | 66 | 3 LAPS | 1:25.068 | 36 | 2 LAPS | 1:26.641 |
| 5 | 4 LAPS | 1:33.871 | 36 | 2 LAPS | 1:26.833 | 25 | 6 LAPS | 1:43.639 |
| 36 | 2 LAPS | 1:26.315 | 69 | 3 LAPS | 1:28.587 | 69 | 3 LAPS | 1:29.104 |
| 69 | 3 LAPS | 1:29.449 | 5 | 4 LAPS | 1:33.305 | 5 | 4 LAPS | 1:31.329 |

Dunlop Oldies But Goldies Pre-'60 GT & Touring Cars

QUALIFYING RACE 3 - CLASSIFICATION

| POS | NO | CL | NAME | ENTRY | TIME | ON | LAPS | GAP | DIFF | MPH |
|-----|-----|----|------------------------|------------------------|----------|----|------|--------|-------|-------|
| 1 | 16 | GT | Chris JOLLY | Aston Martin DB2 | 1:50.022 | 11 | 12 | | | 60.53 |
| 2 | 161 | B | Nigel WEBB | Jaguar Mk 1 | 1:52.688 | 11 | 12 | 2.666 | 2.666 | 59.10 |
| 3 | 61 | C | Michael PEET | Sunbeam Rapier S3 | 1:52.841 | 8 | 12 | 2.819 | 0.153 | 59.02 |
| 4 | 27 | S | Richard POSTINS | Austin A40 | 1:53.852 | 5 | 8 | 3.830 | 1.011 | 58.49 |
| 5 | 2 | B | WOODLEY / ROWLEY | Austin A105 | 1:54.420 | 10 | 11 | 4.398 | 0.568 | 58.20 |
| 6 | 31 | B | Grant CLEARWATER | Ford Zephyr Mk II | 1:54.458 | 10 | 10 | 4.436 | 0.038 | 58.18 |
| 7 | 20 | A | HARRIS / TART | Jaguar Mk 7 | 1:54.779 | 10 | 11 | 4.757 | 0.321 | 58.02 |
| 8 | 52 | GT | ALLEN / CHASE-GARDENER | Aston Martin DB2 | 1:54.832 | 11 | 11 | 4.810 | 0.053 | 57.99 |
| 9 | 86 | S | ELSON / PRESTON | Austin A40 Farina Mk I | 1:55.558 | 2 | 10 | 5.536 | 0.726 | 57.63 |
| 10 | 25 | S | Russell MARTIN | Morris Minor | 1:56.511 | 7 | 9 | 6.489 | 0.953 | 57.16 |
| 11 | 67 | C | Pete FLATT | Riley 1.5 | 1:56.584 | 7 | 11 | 6.562 | 0.073 | 57.12 |
| 12 | 33 | C | Max CAWTHORN | Wolseley 1500 | 1:57.043 | 10 | 12 | 7.021 | 0.459 | 56.90 |
| 13 | 32 | GT | Adam EALAND | Triumph TR3A | 1:58.000 | 6 | 12 | 7.978 | 0.957 | 56.44 |
| 14 | 66 | S | Anthony ROBINSON | Austin A35 | 1:58.355 | 10 | 12 | 8.333 | 0.355 | 56.27 |
| 15 | 56 | C | Geoff TURRAL | Porsche 356 | 2:01.859 | 5 | 6 | 11.837 | 3.504 | 54.65 |
| 16 | 7 | B | PRITCHARD / VAUGHAN | Ford Zephyr Mk I | 2:06.060 | 1 | 8 | 16.038 | 4.201 | 52.83 |

Weather / Track : Cloudy / Wet

These results are provisional until the conclusion of any judicial and technical matters.

Castle Combe
 Circuit Length = 1.8500 miles
 Start: 09:33 End: 10:00

| | | |
|-------------------|--|--------------|
| Clerk of Course : | | Timekeeper : |
|-------------------|--|--------------|

Dunlop Oldies But Goldies Pre-'60 GT & Touring Cars

QUALIFYING RACE 3 - LAP ANALYSIS

| | | | | | | | |
|-----------|----------------------------|----------|--------------------|------|-----------------|------------|--------------------|
| 2 | WOODLEY / ROWLEY | | Austin A105 | | | | |
| 1 - | 2:03.823 | + 9.403 | 9:37:41.350 | 7 - | 2:14.470 P | + 20.050 | 9:50:01.185 |
| 2 - | 2:04.346 | + 9.926 | 9:39:45.696 | 8 - | 3:42.830 | + 1:48.410 | 9:53:44.015 |
| 3 - | 2:00.633 | + 6.213 | 9:41:46.329 | 9 - | 1:55.838 | + 1.418 | 9:55:39.853 |
| 4 - | 2:03.740 | + 9.320 | 9:43:50.069 | 10 - | 1:54.420 | | 9:57:34.273 |
| 5 - | 1:58.764 | + 4.344 | 9:45:48.833 | 11 - | 1:55.105 | + 0.685 | 9:59:29.378 |
| 6 - | 1:57.882 | + 3.462 | 9:47:46.715 | | | | |
| 7 | PRITCHARD / VAUGHAN | | Ford Zephyr Mk I | | | | |
| 1 - | 2:06.060 | | 9:37:39.672 | 5 - | 2:36.790 P | + 30.730 | 9:46:42.103 |
| 2 - | 2:07.488 | + 1.428 | 9:39:47.160 | 6 - | 4:16.942 | + 2:10.882 | 9:50:59.045 |
| 3 - | 2:08.548 | + 2.488 | 9:41:55.708 | 7 - | 3:16.366 P | + 1:10.306 | 9:54:15.411 |
| 4 - | 2:09.605 | + 3.545 | 9:44:05.313 | 8 - | 4:50.023 | + 2:43.963 | 9:59:05.434 |
| 16 | Chris JOLLY | | Aston Martin DB2 | | | | |
| 1 - | 1:59.216 | + 9.194 | 9:37:37.647 | 7 - | 1:53.382 | + 3.360 | 9:48:56.494 |
| 2 - | 1:53.206 | + 3.184 | 9:39:30.853 | 8 - | 1:53.291 | + 3.269 | 9:50:49.785 |
| 3 - | 1:53.896 | + 3.874 | 9:41:24.749 | 9 - | 1:50.340 | + 0.318 | 9:52:40.125 |
| 4 - | 1:54.649 | + 4.627 | 9:43:19.398 | 10 - | 1:50.589 | + 0.567 | 9:54:30.714 |
| 5 - | 1:52.514 | + 2.492 | 9:45:11.912 | 11 - | 1:50.022 | | 9:56:20.736 |
| 6 - | 1:51.200 | + 1.178 | 9:47:03.112 | 12 - | 1:50.279 | + 0.257 | 9:58:11.015 |
| 20 | HARRIS / TART | | Jaguar Mk 7 | | | | |
| 1 - | 2:06.797 | + 12.018 | 9:37:56.931 | 7 - | 2:59.390 | + 1:04.611 | 9:51:39.452 |
| 2 - | 2:03.932 | + 9.153 | 9:40:00.863 | 8 - | 1:57.286 | + 2.507 | 9:53:36.738 |
| 3 - | 2:03.061 | + 8.282 | 9:42:03.924 | 9 - | 1:55.689 | + 0.910 | 9:55:32.427 |
| 4 - | 2:04.737 | + 9.958 | 9:44:08.661 | 10 - | 1:54.779 | | 9:57:27.206 |
| 5 - | 2:03.687 | + 8.908 | 9:46:12.348 | 11 - | 1:55.310 | + 0.531 | 9:59:22.516 |
| 6 - | 2:27.714 P | + 32.935 | 9:48:40.062 | | | | |
| 25 | Russell MARTIN | | Morris Minor | | | | |
| 1 - | 2:02.454 | + 5.943 | 9:37:41.585 | 6 - | 1:58.359 | + 1.848 | 9:47:38.319 |
| 2 - | 2:00.748 | + 4.237 | 9:39:42.333 | 7 - | 1:56.511 | | 9:49:34.830 |
| 3 - | 1:59.652 | + 3.141 | 9:41:41.985 | 8 - | 1:57.894 | + 1.383 | 9:51:32.724 |
| 4 - | 1:58.844 | + 2.333 | 9:43:40.829 | 9 - | 1:57.050 | + 0.539 | 9:53:29.774 |
| 5 - | 1:59.131 | + 2.620 | 9:45:39.960 | | | | |
| 27 | Richard POSTINS | | Austin A40 | | | | |
| 1 - | 1:59.772 | + 5.920 | 9:37:27.174 | 5 - | 1:53.852 | | 9:45:15.028 |
| 2 - | 1:57.672 | + 3.820 | 9:39:24.846 | 6 - | 1:55.276 | + 1.424 | 9:47:10.304 |
| 3 - | 1:59.363 | + 5.511 | 9:41:24.209 | 7 - | 2:11.985 P | + 18.133 | 9:49:22.289 |
| 4 - | 1:56.967 | + 3.115 | 9:43:21.176 | 8 - | 10:27.813 | + 8:33.961 | 9:59:50.102 |
| 31 | Grant CLEARWATER | | Ford Zephyr Mk II | | | | |
| 1 - | 2:25.242 | + 30.784 | 9:39:08.307 | 6 - | 1:57.572 | + 3.114 | 9:48:54.031 |
| 2 - | 1:57.285 | + 2.827 | 9:41:05.592 | 7 - | 2:13.229 P | + 18.771 | 9:51:07.260 |
| 3 - | 1:55.557 | + 1.099 | 9:43:01.149 | 8 - | 3:42.711 | + 1:48.253 | 9:54:49.971 |
| 4 - | 1:57.490 | + 3.032 | 9:44:58.639 | 9 - | 1:54.637 | + 0.179 | 9:56:44.608 |
| 5 - | 1:57.820 | + 3.362 | 9:46:56.459 | 10 - | 1:54.458 | | 9:58:39.066 |
| 32 | Adam EALAND | | Triumph TR3A | | | | |
| 1 - | 1:59.646 | + 1.646 | 9:37:25.664 | 7 - | 1:58.059 | + 0.059 | 9:49:19.081 |
| 2 - | 1:58.523 | + 0.523 | 9:39:24.187 | 8 - | 1:59.509 | + 1.509 | 9:51:18.590 |
| 3 - | 1:59.706 | + 1.706 | 9:41:23.893 | 9 - | 2:02.273 | + 4.273 | 9:53:20.863 |
| 4 - | 2:01.058 | + 3.058 | 9:43:24.951 | 10 - | 1:59.539 | + 1.539 | 9:55:20.402 |
| 5 - | 1:58.071 | + 0.071 | 9:45:23.022 | 11 - | 1:59.277 | + 1.277 | 9:57:19.679 |
| 6 - | 1:58.000 | | 9:47:21.022 | 12 - | 2:00.585 | + 2.585 | 9:59:20.264 |
| 33 | Max CAWTHORN | | Wolseley 1500 | | | | |
| 1 - | 1:58.132 | + 1.089 | 9:37:50.253 | 7 - | 1:57.977 | + 0.934 | 9:49:49.738 |
| 2 - | 1:58.371 | + 1.328 | 9:39:48.624 | 8 - | 1:57.136 | + 0.093 | 9:51:46.874 |
| 3 - | 2:01.285 | + 4.242 | 9:41:49.909 | 9 - | 2:00.458 | + 3.415 | 9:53:47.332 |
| 4 - | 2:00.970 | + 3.927 | 9:43:50.879 | 10 - | 1:57.043 | | 9:55:44.375 |

Castle Combe
Circuit Length = 1.8500 miles
Start: 09:33 End: 10:00

Weather / Track : Cloudy / Wet

Dunlop Oldies But Goldies Pre-'60 GT & Touring Cars

QUALIFYING RACE 3 - LAP ANALYSIS

| | | | | | | | |
|------------|-------------------------------|------------|------------------------|------|-----------------|------------|--------------------|
| 5 - | 1:58.844 | + 1.801 | 9:45:49.723 | 11 - | 1:57.253 | + 0.210 | 9:57:41.628 |
| 6 - | 2:02.038 | + 4.995 | 9:47:51.761 | 12 - | 1:59.435 | + 2.392 | 9:59:41.063 |
| 52 | ALLEN / CHASE-GARDENER | | Aston Martin DB2 | | | | |
| 1 - | 1:59.763 | + 4.931 | 9:37:43.871 | 7 - | 2:01.238 | + 6.406 | 9:51:36.882 |
| 2 - | 2:03.576 | + 8.744 | 9:39:47.447 | 8 - | 1:58.505 | + 3.673 | 9:53:35.387 |
| 3 - | 2:01.195 | + 6.363 | 9:41:48.642 | 9 - | 1:55.973 | + 1.141 | 9:55:31.360 |
| 4 - | 2:07.750 | + 12.918 | 9:43:56.392 | 10 - | 1:55.185 | + 0.353 | 9:57:26.545 |
| 5 - | 2:20.404 P | + 25.572 | 9:46:16.796 | 11 - | 1:54.832 | | 9:59:21.377 |
| 6 - | 3:18.848 | + 1:24.016 | 9:49:35.644 | | | | |
| 56 | Geoff TURRAL | | Porsche 356 | | | | |
| 1 - | 2:10.226 | + 8.367 | 9:48:56.242 | 4 - | 2:02.831 | + 0.972 | 9:55:23.803 |
| 2 - | 2:18.673 | + 16.814 | 9:51:14.915 | 5 - | 2:01.859 | | 9:57:25.662 |
| 3 - | 2:06.057 | + 4.198 | 9:53:20.972 | 6 - | 2:02.072 | + 0.213 | 9:59:27.734 |
| 61 | Michael PEET | | Sunbeam Rapier S3 | | | | |
| 1 - | 2:02.955 | + 10.114 | 9:37:57.475 | 7 - | 1:53.634 | + 0.793 | 9:49:42.836 |
| 2 - | 2:03.927 | + 11.086 | 9:40:01.402 | 8 - | 1:52.841 | | 9:51:35.677 |
| 3 - | 1:56.970 | + 4.129 | 9:41:58.372 | 9 - | 1:56.261 | + 3.420 | 9:53:31.938 |
| 4 - | 1:58.674 | + 5.833 | 9:43:57.046 | 10 - | 1:56.446 | + 3.605 | 9:55:28.384 |
| 5 - | 1:56.418 | + 3.577 | 9:45:53.464 | 11 - | 1:53.156 | + 0.315 | 9:57:21.540 |
| 6 - | 1:55.738 | + 2.897 | 9:47:49.202 | 12 - | 1:53.799 | + 0.958 | 9:59:15.339 |
| 66 | Anthony ROBINSON | | Austin A35 | | | | |
| 1 - | 2:05.232 | + 6.877 | 9:37:37.157 | 7 - | 2:02.829 | + 4.474 | 9:49:54.401 |
| 2 - | 2:04.548 | + 6.193 | 9:39:41.705 | 8 - | 2:00.384 | + 2.029 | 9:51:54.785 |
| 3 - | 2:04.060 | + 5.705 | 9:41:45.765 | 9 - | 2:00.235 | + 1.880 | 9:53:55.020 |
| 4 - | 2:03.565 | + 5.210 | 9:43:49.330 | 10 - | 1:58.355 | | 9:55:53.375 |
| 5 - | 1:59.954 | + 1.599 | 9:45:49.284 | 11 - | 1:59.871 | + 1.516 | 9:57:53.246 |
| 6 - | 2:02.288 | + 3.933 | 9:47:51.572 | 12 - | 2:01.691 | + 3.336 | 9:59:54.937 |
| 67 | Pete FLATT | | Riley 1.5 | | | | |
| 1 - | 2:02.513 | + 5.929 | 9:38:03.915 | 7 - | 1:56.584 | | 9:49:57.577 |
| 2 - | 1:59.285 | + 2.701 | 9:40:03.200 | 8 - | 1:57.695 | + 1.111 | 9:51:55.272 |
| 3 - | 2:01.237 | + 4.653 | 9:42:04.437 | 9 - | 1:57.366 | + 0.782 | 9:53:52.638 |
| 4 - | 2:01.036 | + 4.452 | 9:44:05.473 | 10 - | 1:57.430 | + 0.846 | 9:55:50.068 |
| 5 - | 1:57.999 | + 1.415 | 9:46:03.472 | 11 - | 2:10.775 | + 14.191 | 9:58:00.843 |
| 6 - | 1:57.521 | + 0.937 | 9:48:00.993 | | | | |
| 86 | ELSON / PRESTON | | Austin A40 Farina Mk I | | | | |
| 1 - | 1:55.785 | + 0.227 | 9:37:58.037 | 6 - | 4:16.446 | + 2:20.888 | 9:50:16.458 |
| 2 - | 1:55.558 | | 9:39:53.595 | 7 - | 2:12.369 | + 16.811 | 9:52:28.827 |
| 3 - | 1:55.688 | + 0.130 | 9:41:49.283 | 8 - | 2:09.603 | + 14.045 | 9:54:38.430 |
| 4 - | 1:56.874 | + 1.316 | 9:43:46.157 | 9 - | 2:05.679 | + 10.121 | 9:56:44.109 |
| 5 - | 2:13.855 P | + 18.297 | 9:46:00.012 | 10 - | 2:05.728 | + 10.170 | 9:58:49.837 |
| 161 | Nigel WEBB | | Jaguar Mk 1 | | | | |
| 1 - | 1:57.948 | + 5.260 | 9:37:48.894 | 7 - | 1:53.411 | + 0.723 | 9:49:24.401 |
| 2 - | 1:58.894 | + 6.206 | 9:39:47.788 | 8 - | 1:54.408 | + 1.720 | 9:51:18.809 |
| 3 - | 1:58.721 | + 6.033 | 9:41:46.509 | 9 - | 1:55.021 | + 2.333 | 9:53:13.830 |
| 4 - | 1:55.751 | + 3.063 | 9:43:42.260 | 10 - | 1:52.775 | + 0.087 | 9:55:06.605 |
| 5 - | 1:55.393 | + 2.705 | 9:45:37.653 | 11 - | 1:52.688 | | 9:56:59.293 |
| 6 - | 1:53.337 | + 0.649 | 9:47:30.990 | 12 - | 1:55.357 | + 2.669 | 9:58:54.650 |

Castle Combe
Circuit Length = 1.8500 miles
Start: 09:33 End: 10:00


Weather / Track : Cloudy / Wet

Dunlop Oldies But Goldies Pre-'60 GT & Touring Cars

RACE 3 - GRID

| | | |
|-------|--------------------------------|---------------------------------------|
| ROW 8 | 2:01.859 56 Geoff TURREL | 2:06.060 7 PRITCHARD / VAUGHAN |
| ROW 7 | 1:58.000 32 Adam EALAND | 1:58.355 66 Anthony ROBINSON |
| ROW 6 | 1:56.584 67 Pete FLATT | 1:57.043 33 Max CAWTHORN |
| ROW 5 | 1:55.558 86 ELSON / PRESTON | 1:56.511 25 Russell MARTIN |
| ROW 4 | 1:54.779 20 HARRIS / TART | 1:54.832 52 ALLEN / CHASE-GARDENER |
| ROW 3 | 1:54.420 2 WOODLEY / ROWLEY | 1:54.458 31 Grant CLEARWATER |
| ROW 2 | 1:52.841 61 Michael PEET | 1:53.852 27 Richard POSTINS |
| ROW 1 | 1:50.022 16 Chris JOLLY | 1:52.688 161 Nigel WEBB |

Pole



Castle Combe
Circuit Length = 1.8500 miles

These results are provisional until the conclusion of any judicial and technical matters.

| | | |
|-------------------|--|--------------|
| Clerk of Course : | | Timekeeper : |
|-------------------|--|--------------|

Dunlop Oldies But Goldies Pre-'60 GT & Touring Cars

RACE 3 - CLASSIFICATION

| POS | NO | CL | NAME | ENTRY | LAPS | TIME | GAP | DIFF | MPH | BEST | ON |
|-----|-----|----|------------------------|-------------------------|------|-----------|--------|----------|-------|----------|----|
| 1 | 27 | S | Richard POSTINS | Austin A40 | 29 | 45:30.376 | | | 70.73 | 1:29.009 | 29 |
| 2 | 32 | GT | Adam EALAND | Triumph TR3A | 29 | 45:30.913 | 0.537 | 0.537 | 70.72 | 1:28.369 | 28 |
| 3 | 16 | GT | Chris JOLLY | Aston Martin DB2 | 29 | 45:42.778 | 12.402 | 11.865 | 70.41 | 1:29.993 | 22 |
| 4 | 86 | S | ELSON / PRESTON | Austin A40 Farina Mk I | 28 | 45:46.058 | 1 lap | 1 lap | 67.90 | 1:29.776 | 6 |
| 5 | 31 | I | Grant CLEARWATER | Ford Zephyr Mk II | 28 | 45:58.429 | 1 lap | 12.371 | 67.60 | 1:32.564 | 23 |
| 6 | 161 | B | Nigel WEBB | Jaguar Mk 1 | 28 | 46:11.686 | 1 lap | 13.257 | 67.28 | 1:33.428 | 28 |
| 7 | 52 | GT | CHASE-GARDENER / ALLEN | Aston Martin DB2 | 28 | 46:23.184 | 1 lap | 11.498 | 67.00 | 1:32.295 | 21 |
| 8 | 67 | C | Pete FLATT | Riley 1.5 | 28 | 46:25.301 | 1 lap | 2.117 | 66.95 | 1:33.622 | 23 |
| 9 | 56 | C | Geoff TURRAL | Porsche 356 | 28 | 46:49.509 | 1 lap | 24.208 | 66.37 | 1:33.223 | 13 |
| 10 | 61 | C | Michael PEET | Sunbeam Rapier S3 | 28 | 46:52.781 | 1 lap | 3.272 | 66.29 | 1:34.443 | 27 |
| 11 | 25 | S | Russell MARTIN | Morris Minor | 27 | 45:37.283 | 2 laps | 1 lap | 65.69 | 1:33.660 | 24 |
| 12 | 33 | C | Max CAWTHORN | Wolseley 1500 | 27 | 46:11.207 | 2 laps | 33.924 | 64.88 | 1:34.568 | 3 |
| 13 | 8 | A | YOUNG / PERRYMAN | Austin A105 Westminster | 25 | 41:44.460 | 4 laps | 2 laps | 66.48 | 1:29.798 | 14 |
| 14 | 7 | B | VAUGHAN / PRITCHARD | Ford Zephyr Mk I | 25 | 46:05.647 | 4 laps | 4:21.187 | 60.20 | 1:40.468 | 12 |
| 15 | 20 | A | HARRIS / TART | Jaguar Mk 7 | 24 | 40:08.023 | 5 laps | 1 lap | 66.37 | 1:33.908 | 18 |

NOT CLASSIFIED

| | | | | | | | | | | | |
|-----|----|---|------------------|-------------|---|----------|---------|---------|-------|----------|---|
| DNC | 2 | B | WOODLEY / ROWLEY | Austin A105 | 5 | 8:10.199 | 24 laps | 19 laps | 67.93 | 1:33.568 | 4 |
| DNC | 66 | S | Anthony ROBINSON | Austin A35 | 1 | 1:47.084 | 28 laps | 4 laps | 62.19 | 1:47.084 | 1 |

FASTEST LAP

| | | | | | | | |
|-----|----|------------------|-------------------------|----|----------|-----------|------------|
| 161 | B | Nigel WEBB | Jaguar Mk 1 | 28 | 1:33.428 | 71.28 mph | 114.72 kph |
| 8 | A | YOUNG / PERRYMAN | Austin A105 Westminster | 14 | 1:29.798 | 74.16 mph | 119.35 kph |
| 32 | GT | Adam EALAND | Triumph TR3A | 28 | 1:28.369 | 75.36 mph | 121.29 kph |
| 27 | S | Richard POSTINS | Austin A40 | 29 | 1:29.009 | 74.82 mph | 120.41 kph |
| 31 | I | Grant CLEARWATER | Ford Zephyr Mk II | 23 | 1:32.564 | 71.95 mph | 115.79 kph |
| 56 | C | Geoff TURRAL | Porsche 356 | 13 | 1:33.223 | 71.44 mph | 114.97 kph |

Weather / Track : Sunny / Dry

These results are provisional until the conclusion of any judicial and technical matters.

Castle Combe
Circuit Length = 1.8500 miles
Start: 14:24 End: 00:00

| | |
|-------------------|--------------|
| Clerk of Course : | Timekeeper : |
|-------------------|--------------|

Dunlop Oldies But Goldies Pre-'60 GT & Touring Cars

RACE 3 - LAP CHART

| Lap 1 | | | Lap 2 | | | Lap 3 | | | Lap 4 | | | Lap 5 | | |
|-------|--------|----------|-------|--------|----------|-------|--------|----------|-------|--------|----------|-------|----------|----------|
| No | Behind | Laptime | No | Behind | Laptime | No | Behind | Laptime | No | Behind | Laptime | No | Behind | Laptime |
| 27 | | 1:38.715 | 27 | | 1:31.312 | 27 | | 1:31.153 | 27 | | 1:31.444 | 27 | | 1:30.782 |
| 16 | 1.286 | 1:40.001 | 16 | 1.226 | 1:31.252 | 16 | 1.628 | 1:31.555 | 16 | 1.067 | 1:30.883 | 16 | 0.731 | 1:30.446 |
| 20 | 4.842 | 1:43.557 | 86 | 8.038 | 1:33.075 | 86 | 7.702 | 1:30.817 | 86 | 7.598 | 1:31.340 | 32 | 7.349 | 1:29.929 |
| 31 | 5.151 | 1:43.866 | 31 | 8.415 | 1:34.576 | 32 | 9.490 | 1:30.990 | 32 | 8.202 | 1:30.156 | 86 | 7.625 | 1:30.809 |
| 25 | 5.779 | 1:44.494 | 32 | 9.653 | 1:31.713 | 31 | 11.836 | 1:34.574 | 8 | 13.705 | 1:32.580 | 8 | 14.438 | 1:31.515 |
| 86 | 6.275 | 1:44.990 | 20 | 10.024 | 1:36.494 | 8 | 12.569 | 1:32.149 | 31 | 14.214 | 1:33.822 | 31 | 16.781 | 1:33.349 |
| 66 | 8.369 | 1:47.084 | 25 | 10.533 | 1:36.066 | 20 | 13.934 | 1:35.063 | 20 | 16.965 | 1:34.475 | 20 | 21.198 | 1:35.015 |
| 61 | 9.022 | 1:47.737 | 8 | 11.573 | 1:32.845 | 25 | 14.130 | 1:34.750 | 25 | 17.157 | 1:34.471 | 25 | 21.673 | 1:35.298 |
| 32 | 9.252 | 1:47.967 | 2 | 13.699 | 1:34.972 | 2 | 17.718 | 1:35.172 | 2 | 19.842 | 1:33.568 | 61 | 26.227 | 1:34.799 |
| 2 | 10.039 | 1:48.754 | 61 | 14.171 | 1:36.461 | 61 | 18.816 | 1:35.798 | 61 | 22.210 | 1:34.838 | 33 | 26.610 | 1:34.782 |
| 8 | 10.040 | 1:48.755 | 33 | 15.868 | 1:35.759 | 33 | 19.283 | 1:34.568 | 33 | 22.610 | 1:34.771 | 2 | 26.793 | 1:37.733 |
| 33 | 11.421 | 1:50.136 | 67 | 18.141 | 1:36.475 | 67 | 23.409 | 1:36.421 | 67 | 27.056 | 1:35.091 | 67 | 31.737 | 1:35.463 |
| 52 | 12.408 | 1:51.123 | 161 | 19.118 | 1:36.960 | 161 | 24.009 | 1:36.044 | 161 | 28.128 | 1:35.563 | 161 | 32.212 | 1:34.866 |
| 67 | 12.978 | 1:51.693 | 52 | 20.216 | 1:39.120 | 52 | 24.680 | 1:35.617 | 52 | 28.717 | 1:35.481 | 52 | 33.350 | 1:35.415 |
| 161 | 13.470 | 1:52.185 | 56 | 20.929 | 1:37.780 | 56 | 25.053 | 1:35.277 | 56 | 29.205 | 1:35.596 | 56 | 33.792 | 1:35.369 |
| 56 | 14.461 | 1:53.176 | 7 | 32.311 | 1:46.837 | 7 | 45.150 | 1:43.992 | 7 | 57.523 | 1:43.817 | 7 | 1:10.936 | 1:44.195 |
| 7 | 16.786 | 1:55.501 | | | | | | | | | | | | |

Dunlop Oldies But Goldies Pre-'60 GT & Touring Cars

RACE 3 - LAP CHART

| Lap 6 | | | Lap 7 | | | Lap 8 | | | Lap 9 | | | Lap 10 | | |
|-------|----------|----------|-------|--------|----------|-------|--------|----------|-------|----------|----------|--------|----------|----------|
| No | Behind | Laptime | No | Behind | Laptime | No | Behind | Laptime | No | Behind | Laptime | No | Behind | Laptime |
| 27 | | 1:30.516 | 27 | | 1:30.881 | 27 | | 1:30.540 | 27 | | 1:30.704 | 27 | | 1:29.942 |
| 16 | 1.272 | 1:31.057 | 16 | 1.476 | 1:31.085 | 16 | 1.721 | 1:30.785 | 16 | 1.457 | 1:30.440 | 16 | 1.745 | 1:30.230 |
| 32 | 6.390 | 1:29.557 | 32 | 4.886 | 1:29.377 | 32 | 4.391 | 1:30.045 | 32 | 2.541 | 1:28.854 | 32 | 2.455 | 1:29.856 |
| 86 | 6.885 | 1:29.776 | 86 | 6.198 | 1:30.194 | 86 | 6.953 | 1:31.295 | 86 | 6.861 | 1:30.612 | 86 | 7.371 | 1:30.452 |
| 8 | 15.457 | 1:31.535 | 8 | 15.883 | 1:31.307 | 7 | 1 LAP | 1:43.516 | 8 | 16.206 | 1:31.016 | 8 | 16.608 | 1:30.344 |
| 31 | 20.346 | 1:34.081 | 31 | 22.975 | 1:33.510 | 8 | 15.894 | 1:30.551 | 7 | 1 LAP | 1:41.843 | 7 | 1 LAP | 1:41.707 |
| 20 | 26.064 | 1:35.382 | 20 | 32.237 | 1:37.054 | 31 | 26.104 | 1:33.669 | 31 | 29.582 | 1:34.182 | 31 | 32.815 | 1:33.175 |
| 33 | 34.180 | 1:38.086 | 33 | 40.415 | 1:37.116 | 20 | 37.118 | 1:35.421 | 20 | 42.660 | 1:36.246 | 20 | 49.786 | 1:37.068 |
| 61 | 34.887 | 1:39.176 | 161 | 41.457 | 1:35.306 | 33 | 46.034 | 1:36.159 | 161 | 51.713 | 1:36.018 | 161 | 56.984 | 1:35.213 |
| 67 | 36.525 | 1:35.304 | 61 | 41.972 | 1:37.966 | 161 | 46.399 | 1:35.482 | 67 | 52.687 | 1:35.420 | 67 | 57.460 | 1:34.715 |
| 161 | 37.032 | 1:35.336 | 67 | 42.959 | 1:37.315 | 61 | 47.465 | 1:36.033 | 33 | 53.260 | 1:37.930 | 33 | 58.096 | 1:34.778 |
| 52 | 38.590 | 1:35.756 | 56 | 43.298 | 1:35.324 | 67 | 47.971 | 1:35.552 | 56 | 54.012 | 1:36.150 | 56 | 58.597 | 1:34.527 |
| 56 | 38.855 | 1:35.579 | 52 | 44.284 | 1:36.575 | 56 | 48.566 | 1:35.808 | 61 | 54.643 | 1:37.882 | 52 | 1:00.280 | 1:35.218 |
| 25 | 48.529 | 1:57.372 | 25 | 52.854 | 1:35.206 | 52 | 49.338 | 1:35.594 | 52 | 55.004 | 1:36.370 | 61 | 1:01.329 | 1:36.628 |
| 7 | 1:25.561 | 1:45.141 | | | | 25 | 58.018 | 1:35.704 | 25 | 1:02.114 | 1:34.800 | 25 | 1:06.795 | 1:34.623 |

Dunlop Oldies But Goldies Pre-'60 GT & Touring Cars

RACE 3 - LAP CHART

| Lap 11 | | | Lap 12 | | | Lap 13 | | | Lap 14 | | | Lap 15 | | |
|--------|----------|----------|--------|----------|----------|--------|----------|----------|--------|--------|------------|--------|--------|------------|
| No | Behind | Laptime | No | Behind | Laptime | No | Behind | Laptime | No | Behind | Laptime | No | Behind | Laptime |
| 27 | | 1:30.219 | 27 | | 1:30.099 | 27 | | 1:30.044 | 27 | | 1:30.165 | 16 | | 1:30.582 |
| 16 | 1.761 | 1:30.235 | 16 | 1.835 | 1:30.173 | 16 | 1.937 | 1:30.146 | 16 | 2.442 | 1:30.670 | 32 | 0.640 | 1:30.056 |
| 32 | 2.658 | 1:30.422 | 32 | 2.165 | 1:29.606 | 32 | 2.311 | 1:30.190 | 32 | 3.608 | 1:31.462 | 20 | 1 LAP | 1:57.872 P |
| 86 | 8.119 | 1:30.967 | 86 | 8.290 | 1:30.270 | 86 | 8.437 | 1:30.191 | 33 | 1 LAP | 1:54.407 P | 56 | 1 LAP | 2:00.044 P |
| 8 | 16.892 | 1:30.503 | 8 | 16.981 | 1:30.188 | 8 | 16.798 | 1:29.861 | 8 | 16.431 | 1:29.798 | 52 | 1 LAP | 2:00.745 P |
| 7 | 1 LAP | 1:43.814 | 7 | 1 LAP | 1:42.575 | 7 | 1 LAP | 1:40.468 | 86 | 36.234 | 1:57.962 | 25 | 1 LAP | 2:02.385 P |
| 31 | 52.386 | 1:49.790 | 20 | 1:02.097 | 1:36.555 | 20 | 1:08.800 | 1:36.747 | 7 | 1 LAP | 1:41.672 | 27 | 23.462 | 1:56.486 |
| 20 | 55.641 | 1:36.074 | 56 | 1:08.937 | 1:33.938 | 56 | 1:12.116 | 1:33.223 | 161 | 1 LAP | 2:56.348 | 8 | 30.963 | 1:47.556 |
| 161 | 1:02.911 | 1:36.146 | 33 | 1:09.589 | 1:35.835 | 52 | 1:15.852 | 1:35.206 | 31 | 1 LAP | 1:34.170 | 33 | 1 LAP | 2:28.160 |
| 33 | 1:03.853 | 1:35.976 | 52 | 1:10.690 | 1:34.949 | 67 | 1 LAP | 2:55.283 | 67 | 1 LAP | 1:35.941 | 161 | 1 LAP | 1:35.462 |
| 56 | 1:05.098 | 1:36.720 | 25 | 1:15.682 | 1:34.936 | 31 | 1 LAP | 3:24.193 | 61 | 1 LAP | 1:37.055 | 31 | 1 LAP | 1:35.279 |
| 52 | 1:05.840 | 1:35.779 | 161 | 1:23.932 | 1:51.120 | 25 | 1:19.429 | 1:33.791 | | | | 67 | 1 LAP | 1:36.131 |
| 25 | 1:10.845 | 1:34.269 | | | | 61 | 1 LAP | 2:58.454 | | | | 61 | 1 LAP | 1:36.618 |
| 67 | 1:21.098 | 1:53.857 | | | | | | | | | | 7 | 1 LAP | 2:03.337 P |
| 61 | 1:26.345 | 1:55.235 | | | | | | | | | | | | |

Dunlop Oldies But Goldies Pre-'60 GT & Touring Cars

RACE 3 - LAP CHART

| Lap 16 | | | Lap 17 | | | Lap 18 | | | Lap 19 | | | Lap 20 | | |
|--------|----------|------------|--------|----------|------------|--------|----------|----------|--------|----------|----------|--------|----------|----------|
| No | Behind | Laptime | No | Behind | Laptime | No | Behind | Laptime | No | Behind | Laptime | No | Behind | Laptime |
| 16 | | 1:54.183 | 27 | | 1:30.331 | 27 | | 1:30.054 | 27 | | 1:30.547 | 27 | | 1:30.239 |
| 32 | 5.177 | 1:58.720 | 20 | 1 LAP | 1:35.564 | 67 | 1 LAP | 1:37.183 | 161 | 1 LAP | 1:34.912 | 161 | 1 LAP | 1:33.546 |
| 86 | 1 LAP | 3:01.587 | 56 | 1 LAP | 1:36.819 | 16 | 5.721 | 1:31.174 | 67 | 1 LAP | 1:34.669 | 16 | 5.374 | 1:30.374 |
| 31 | 1 LAP | 1:33.970 | 16 | 4.601 | 2:50.663 P | 20 | 1 LAP | 1:34.396 | 16 | 5.239 | 1:30.065 | 32 | 8.657 | 1:30.135 |
| 161 | 1 LAP | 1:35.872 | 61 | 1 LAP | 1:35.024 | 56 | 1 LAP | 1:34.729 | 32 | 8.761 | 1:30.205 | 67 | 1 LAP | 1:35.576 |
| 67 | 1 LAP | 1:34.341 | 32 | 9.713 | 2:50.598 P | 32 | 9.103 | 1:29.444 | 20 | 1 LAP | 1:33.908 | 20 | 1 LAP | 1:34.542 |
| 56 | 1 LAP | 2:56.724 | 52 | 1 LAP | 1:35.093 | 61 | 1 LAP | 1:35.456 | 56 | 1 LAP | 1:36.466 | 56 | 1 LAP | 1:34.662 |
| 20 | 1 LAP | 3:03.056 | 8 | 26.548 | 1:33.508 | 52 | 1 LAP | 1:33.925 | 61 | 1 LAP | 1:35.525 | 52 | 1 LAP | 1:34.785 |
| 27 | 1:15.731 | 2:46.452 P | 7 | 2 LAPS | 3:18.144 | 8 | 30.015 | 1:33.521 | 52 | 1 LAP | 1:33.300 | 61 | 1 LAP | 1:38.172 |
| 61 | 1 LAP | 1:35.674 | 86 | 37.302 | 1:36.666 | 86 | 42.819 | 1:35.571 | 86 | 47.368 | 1:35.096 | 25 | 1 LAP | 1:36.756 |
| 52 | 1 LAP | 3:01.973 | 25 | 1 LAP | 1:34.656 | 25 | 1 LAP | 1:35.273 | 25 | 1 LAP | 1:34.427 | 86 | 1:01.934 | 1:44.805 |
| 8 | 1:39.102 | 3:02.322 P | 33 | 1 LAP | 1:37.973 | 7 | 2 LAPS | 1:51.694 | 8 | 59.861 | 2:00.393 | 33 | 1 LAP | 1:36.773 |
| 86 | 1:46.698 | 1:36.084 | 31 | 1:22.900 | 1:33.063 | 33 | 1 LAP | 1:37.316 | 7 | 2 LAPS | 1:50.542 | 7 | 2 LAPS | 1:49.726 |
| 25 | 1 LAP | 3:29.487 | 161 | 1:26.127 | 1:34.045 | 31 | 1:26.663 | 1:33.817 | 33 | 1 LAP | 1:36.058 | | | |
| 33 | 1 LAP | 3:00.276 | | | | | | | 31 | 1:29.774 | 1:33.658 | | | |
| 31 | 2:35.899 | 1:33.416 | | | | | | | | | | | | |
| 161 | 2:38.144 | 1:33.946 | | | | | | | | | | | | |

Dunlop Oldies But Goldies Pre-'60 GT & Touring Cars

RACE 3 - LAP CHART

| Lap 21 | | | Lap 22 | | | Lap 23 | | | Lap 24 | | | Lap 25 | | |
|--------|----------|----------|--------|----------|----------|--------|----------|----------|--------|----------|----------|--------|----------|----------|
| No | Behind | Laptime | No | Behind | Laptime | No | Behind | Laptime | No | Behind | Laptime | No | Behind | Laptime |
| 27 | | 1:30.133 | 27 | | 1:30.866 | 27 | | 1:31.152 | 27 | | 1:30.016 | 27 | | 1:29.420 |
| 31 | 1 LAP | 1:33.250 | 31 | 1 LAP | 1:33.052 | 32 | 4.737 | 1:29.483 | 32 | 4.008 | 1:29.287 | 32 | 3.922 | 1:29.334 |
| 16 | 6.817 | 1:31.576 | 16 | 5.944 | 1:29.993 | 16 | 6.136 | 1:31.344 | 33 | 2 LAPS | 1:36.754 | 16 | 7.585 | 1:30.444 |
| 32 | 7.617 | 1:29.093 | 32 | 6.406 | 1:29.655 | 31 | 1 LAP | 1:34.465 | 16 | 6.561 | 1:30.441 | 33 | 2 LAPS | 1:37.057 |
| 161 | 1 LAP | 1:34.844 | 161 | 1 LAP | 1:34.607 | 161 | 1 LAP | 1:34.202 | 31 | 1 LAP | 1:32.564 | 31 | 1 LAP | 1:32.700 |
| 67 | 1 LAP | 1:34.216 | 7 | 3 LAPS | 1:49.649 | 8 | 1 LAP | 1:32.566 | 161 | 1 LAP | 1:34.049 | 161 | 1 LAP | 1:34.095 |
| 8 | 1 LAP | 2:17.051 | 8 | 1 LAP | 1:31.347 | 67 | 1 LAP | 1:34.583 | 8 | 1 LAP | 1:32.116 | 8 | 1 LAP | 1:33.610 |
| 20 | 1 LAP | 1:34.596 | 67 | 1 LAP | 1:35.082 | 20 | 1 LAP | 1:34.675 | 67 | 1 LAP | 1:33.622 | 67 | 1 LAP | 1:36.207 |
| 56 | 1 LAP | 1:34.539 | 20 | 1 LAP | 1:34.647 | 56 | 1 LAP | 1:33.635 | 20 | 1 LAP | 1:34.069 | 20 | 1 LAP | 1:35.547 |
| 52 | 1 LAP | 1:33.757 | 56 | 1 LAP | 1:33.571 | 52 | 1 LAP | 1:32.670 | 56 | 1 LAP | 1:33.230 | 52 | 1 LAP | 1:34.940 |
| 61 | 1 LAP | 1:35.625 | 52 | 1 LAP | 1:32.295 | 7 | 3 LAPS | 1:50.121 | 52 | 1 LAP | 1:32.633 | 56 | 1 LAP | 1:35.741 |
| 25 | 1 LAP | 1:35.270 | 61 | 1 LAP | 1:37.152 | 61 | 1 LAP | 1:36.044 | 61 | 1 LAP | 1:38.016 | 61 | 1 LAP | 1:36.862 |
| 86 | 1:06.554 | 1:34.753 | 25 | 1 LAP | 1:34.611 | 25 | 1 LAP | 1:34.841 | 7 | 3 LAPS | 1:47.186 | 7 | 3 LAPS | 1:45.663 |
| 33 | 1 LAP | 1:36.644 | 86 | 1:10.554 | 1:34.866 | 86 | 1:13.090 | 1:33.688 | 25 | 1 LAP | 1:34.144 | 25 | 1 LAP | 1:33.660 |
| | | | 33 | 1 LAP | 1:37.039 | | | | 86 | 1:16.343 | 1:33.269 | 86 | 1:20.195 | 1:33.272 |

Dunlop Oldies But Goldies Pre-'60 GT & Touring Cars

RACE 3 - LAP CHART

| Lap 26 | | | Lap 27 | | | Lap 28 | | | Lap 29 | | |
|--------|----------|------------|--------|--------|----------|--------|--------|----------|--------|--------|----------|
| No | Behind | Laptime | No | Behind | Laptime | No | Behind | Laptime | No | Behind | Laptime |
| 27 | | 1:29.273 | 27 | | 1:29.869 | 27 | | 1:30.013 | 27 | | 1:29.009 |
| 32 | 3.460 | 1:28.811 | 32 | 2.079 | 1:28.488 | 32 | 0.435 | 1:28.369 | 32 | 0.537 | 1:29.111 |
| 16 | 8.442 | 1:30.130 | 16 | 8.674 | 1:30.101 | 25 | 2 LAPS | 1:35.020 | 25 | 2 LAPS | 1:34.671 |
| 31 | 1 LAP | 1:33.609 | 31 | 1 LAP | 1:32.683 | 16 | 10.878 | 1:32.217 | 16 | 12.402 | 1:30.533 |
| 33 | 2 LAPS | 1:36.732 | 33 | 2 LAPS | 1:36.685 | 86 | 1 LAP | 1:46.241 | 86 | 1 LAP | 1:32.420 |
| 161 | 1 LAP | 1:33.987 | 161 | 1 LAP | 1:34.079 | 7 | 4 LAPS | 1:47.907 | 31 | 1 LAP | 1:33.110 |
| 67 | 1 LAP | 1:34.642 | 67 | 1 LAP | 1:34.851 | 31 | 1 LAP | 1:32.836 | 7 | 4 LAPS | 1:46.819 |
| 52 | 1 LAP | 1:33.823 | 52 | 1 LAP | 1:32.399 | 33 | 2 LAPS | 1:36.812 | 33 | 2 LAPS | 1:36.625 |
| 8 | 1 LAP | 1:47.523 P | 56 | 1 LAP | 1:34.920 | 161 | 1 LAP | 1:34.025 | 161 | 1 LAP | 1:33.428 |
| 56 | 1 LAP | 1:54.671 | 61 | 1 LAP | 1:35.952 | 52 | 1 LAP | 1:34.148 | 52 | 1 LAP | 1:34.495 |
| 61 | 1 LAP | 1:38.167 | | | | 67 | 1 LAP | 1:35.926 | 67 | 1 LAP | 1:35.270 |
| 86 | 1:25.912 | 1:34.990 | | | | 56 | 1 LAP | 1:35.754 | 56 | 1 LAP | 1:35.537 |
| 25 | 1 LAP | 1:36.302 | | | | 61 | 1 LAP | 1:34.443 | 61 | 1 LAP | 1:35.989 |
| 7 | 3 LAPS | 1:49.781 | | | | | | | | | |

Cloth Cap Pre-'66 GTs with Vredestein Jaguar XK Championship

QUALIFYING RACE 5 - CLASSIFICATION

| POS | NO | CL | NAME | ENTRY | TIME | ON | LAPS | GAP | DIFF | MPH |
|-----|-----|-----|---------------------------|------------------------------|----------|----|------|--------|-------|-------|
| 1 | 28 | I | Jan BOYES | MG B | 1:42.682 | 5 | 6 | | | 64.86 |
| 2 | 47 | CCA | Chris SCRAGG | Jaguar E-Type | 1:44.079 | 9 | 12 | 1.397 | 1.397 | 63.99 |
| 3 | 29 | CCB | Ian COX | Marcos 1800 GT | 1:44.875 | 11 | 11 | 2.193 | 0.796 | 63.50 |
| 4 | 15 | XKC | John BURTON | Jaguar XK120 FHC | 1:45.526 | 11 | 11 | 2.844 | 0.651 | 63.11 |
| 5 | 30 | XKD | SKIPWORTH / WILLIAMS | Jaguar XK120 | 1:45.829 | 4 | 10 | 3.147 | 0.303 | 62.93 |
| 6 | 21 | XKC | Jarrah VENABLES | Jaguar XK120 | 1:46.130 | 11 | 11 | 3.448 | 0.301 | 62.75 |
| 7 | 3 | XKC | Rob NEWALL | Jaguar XK120 | 1:46.435 | 9 | 12 | 3.753 | 0.305 | 62.57 |
| 8 | 72 | CCA | Jamie BOOT | TVR Griffith | 1:46.598 | 10 | 11 | 3.916 | 0.163 | 62.47 |
| 9 | 33 | XKD | Nigel WEBB | Jaguar XK120 | 1:46.822 | 10 | 11 | 4.140 | 0.224 | 62.34 |
| 10 | 65 | CCB | THOMPSON / ALLISON | Marcos 1800GT | 1:47.095 | 10 | 10 | 4.413 | 0.273 | 62.18 |
| 11 | 16 | XKC | DAVIES-ROBERTS / WILLIAMS | Jaguar XK150 | 1:47.218 | 9 | 9 | 4.536 | 0.123 | 62.11 |
| 12 | 90 | CCB | TOWNSEND / CONOLEY | Daimler Dart SP250 | 1:47.929 | 11 | 11 | 5.247 | 0.711 | 61.70 |
| 13 | 66 | CCB | PEARSON / DEVINE | Triumph TR4 | 1:48.117 | 10 | 10 | 5.435 | 0.188 | 61.60 |
| 14 | 12 | XKC | Grahame BULL | Jaguar XK150S | 1:48.144 | 10 | 11 | 5.462 | 0.027 | 61.58 |
| 15 | 9 | XKA | CHASE-GARDENER / ALLEN | Jaguar XK140 SE | 1:48.462 | 7 | 10 | 5.780 | 0.318 | 61.40 |
| 16 | 126 | CCC | Roberto GIORDANELLI | Lotus 26R | 1:48.621 | 11 | 11 | 5.939 | 0.159 | 61.31 |
| 17 | 67 | XKD | Andrew MOORE | Jaguar XK120 | 1:48.646 | 9 | 11 | 5.964 | 0.025 | 61.30 |
| 18 | 4 | CCA | Richard TYZACK | TVR Griffith | 1:49.778 | 5 | 11 | 7.096 | 1.132 | 60.66 |
| 19 | 36 | CCC | DAVIS / MITCHAM | Austin Healey Sebring Sprite | 1:49.951 | 10 | 10 | 7.269 | 0.173 | 60.57 |
| 20 | 20 | XKC | Michael O'SHEA | Jaguar XK150S | 1:50.265 | 11 | 11 | 7.583 | 0.314 | 60.40 |
| 21 | 2 | XKC | KEITH-LUCAS / FLOYD | Jaguar XK120 Roadster | 1:50.637 | 10 | 10 | 7.955 | 0.372 | 60.19 |
| 22 | 42 | XKB | Geoffrey OTTLEY | Jaguar XK120 | 1:51.054 | 8 | 11 | 8.372 | 0.417 | 59.97 |
| 23 | 22 | CCA | HARRIS / TART | Jaguar E-Type | 1:51.417 | 10 | 10 | 8.735 | 0.363 | 59.77 |
| 24 | 10 | CCB | Karl WETHERELL | Triumph TR4 | 1:52.137 | 11 | 11 | 9.455 | 0.720 | 59.39 |
| 25 | 123 | CCB | Alec POOLE | MGB | 1:52.785 | 9 | 10 | 10.103 | 0.648 | 59.05 |
| 26 | 13 | XKC | ROCHEZ / MILLS | Jaguar XK150 FHC | 1:54.137 | 9 | 9 | 11.455 | 1.352 | 58.35 |
| 27 | 63 | CCA | Thomas JONES | Austin Healey 3000 Mk 1 | 1:54.848 | 1 | 1 | 12.166 | 0.711 | 57.98 |
| 28 | 76 | CCA | BROWN / TART | 'HL' special | 1:55.070 | 1 | 10 | 12.388 | 0.222 | 57.87 |
| 29 | 39 | CCB | David GRIFFITHS | MG B | 1:56.921 | 4 | 10 | 14.239 | 1.851 | 56.96 |
| 30 | 40 | XKC | KEITH-LUCAS / KEITH-LUCAS | Jaguar XK150S FHC | 1:57.459 | 9 | 9 | 14.777 | 0.538 | 56.70 |
| 31 | 44 | XKD | SKIPWORTH / BATT | Jaguar XK120 | 1:58.168 | 9 | 9 | 15.486 | 0.709 | 56.36 |
| 32 | 85 | CCC | Stephen BOND | Lotus 26R | 1:59.537 | 7 | 10 | 16.855 | 1.369 | 55.71 |
| 33 | 14 | XKC | YOULE / YOULE | Jaguar XK120 | 1:59.800 | 4 | 9 | 17.118 | 0.263 | 55.59 |
| 34 | 23 | XKC | Graham LOVE | Jaguar XK150 | 2:01.171 | 10 | 10 | 18.489 | 1.371 | 54.96 |
| 35 | 96 | CCB | Mike BELL | Gilbern GT 1800 | 2:01.793 | 7 | 10 | 19.111 | 0.622 | 54.68 |

Car No 8 - Race 3 Both drivers completed 3+ laps.

Weather / Track : Bright / Wet

These results are provisional until the conclusion of any judicial and technical matters.

Castle Combe
Circuit Length = 1.8500 miles
Start: 10:29 End: 11:02

| | | |
|-------------------|--|--------------|
| Clerk of Course : | | Timekeeper : |
|-------------------|--|--------------|

Cloth Cap Pre-'66 GTs with Vredestein Jaguar XK Championship

QUALIFYING RACE 5 - LAP ANALYSIS

| | | | | | | | |
|-----------|-------------------------------|------------|-----------------------|------|-----------------|------------|---------------------|
| 2 | KEITH-LUCAS / FLOYD | | Jaguar XK120 Roadster | | | | |
| 1 - | 2:04.488 | + 13.851 | 10:34:39.553 | 6 - | 3:10.439 | + 1:19.802 | 10:54:24.782 |
| 2 - | 9:55.738 | + 8:05.101 | 10:44:35.291 | 7 - | 1:50.694 | + 0.057 | 10:56:15.476 |
| 3 - | 2:08.790 | + 18.153 | 10:46:44.081 | 8 - | 1:50.701 | + 0.064 | 10:58:06.177 |
| 4 - | 2:01.194 | + 10.557 | 10:48:45.275 | 9 - | 1:51.519 | + 0.882 | 10:59:57.696 |
| 5 - | 2:29.068 P | + 38.431 | 10:51:14.343 | 10 - | 1:50.637 | | 11:01:48.333 |
| 3 | Rob NEWALL | | Jaguar XK120 | | | | |
| 1 - | 1:49.235 | + 2.800 | 10:33:14.492 | 7 - | 1:49.698 | + 3.263 | 10:52:02.703 |
| 2 - | 1:50.863 | + 4.428 | 10:35:05.355 | 8 - | 1:48.135 | + 1.700 | 10:53:50.838 |
| 3 - | 9:35.415 | + 7:48.980 | 10:44:40.770 | 9 - | 1:46.435 | | 10:55:37.273 |
| 4 - | 1:52.453 | + 6.018 | 10:46:33.223 | 10 - | 1:46.448 | + 0.013 | 10:57:23.721 |
| 5 - | 1:49.999 | + 3.564 | 10:48:23.222 | 11 - | 1:47.157 | + 0.722 | 10:59:10.878 |
| 6 - | 1:49.783 | + 3.348 | 10:50:13.005 | 12 - | 1:48.196 | + 1.761 | 11:00:59.074 |
| 4 | Richard TYZACK | | TVR Griffith | | | | |
| 1 - | 1:56.516 | + 6.738 | 10:34:24.671 | 7 - | 1:51.482 | + 1.704 | 10:53:33.406 |
| 2 - | 9:52.755 | + 8:02.977 | 10:44:17.426 | 8 - | 1:50.654 | + 0.876 | 10:55:24.060 |
| 3 - | 1:52.021 | + 2.243 | 10:46:09.447 | 9 - | 1:55.703 | + 5.925 | 10:57:19.763 |
| 4 - | 1:51.805 | + 2.027 | 10:48:01.252 | 10 - | 1:53.680 | + 3.902 | 10:59:13.443 |
| 5 - | 1:49.778 | | 10:49:51.030 | 11 - | 1:52.119 | + 2.341 | 11:01:05.562 |
| 6 - | 1:50.894 | + 1.116 | 10:51:41.924 | | | | |
| 9 | CHASE-GARDENER / ALLEN | | Jaguar XK140 SE | | | | |
| 1 - | 2:03.146 | + 14.684 | 10:34:15.131 | 6 - | 3:21.585 | + 1:33.123 | 10:53:32.437 |
| 2 - | 9:55.458 | + 8:06.996 | 10:44:10.589 | 7 - | 1:48.462 | | 10:55:20.899 |
| 3 - | 1:55.844 | + 7.382 | 10:46:06.433 | 8 - | 1:58.082 | + 9.620 | 10:57:18.981 |
| 4 - | 1:51.705 | + 3.243 | 10:47:58.138 | 9 - | 1:50.477 | + 2.015 | 10:59:09.458 |
| 5 - | 2:12.714 P | + 24.252 | 10:50:10.852 | 10 - | 1:53.865 | + 5.403 | 11:01:03.323 |
| 10 | Karl WETHERELL | | Triumph TR4 | | | | |
| 1 - | 2:06.461 | + 14.324 | 10:34:38.416 | 7 - | 1:58.355 | + 6.218 | 10:54:33.117 |
| 2 - | 9:55.440 | + 8:03.303 | 10:44:33.856 | 8 - | 1:55.381 | + 3.244 | 10:56:28.498 |
| 3 - | 2:07.296 | + 15.159 | 10:46:41.152 | 9 - | 1:56.789 | + 4.652 | 10:58:25.287 |
| 4 - | 2:00.403 | + 8.266 | 10:48:41.555 | 10 - | 1:55.116 | + 2.979 | 11:00:20.403 |
| 5 - | 1:56.366 | + 4.229 | 10:50:37.921 | 11 - | 1:52.137 | | 11:02:12.540 |
| 6 - | 1:56.841 | + 4.704 | 10:52:34.762 | | | | |
| 12 | Grahame BULL | | Jaguar XK150S | | | | |
| 1 - | 1:52.820 | + 4.676 | 10:34:00.306 | 7 - | 1:54.255 | + 6.111 | 10:54:23.035 |
| 2 - | 11:01.577 | + 9:13.433 | 10:45:01.883 | 8 - | 1:49.864 | + 1.720 | 10:56:12.899 |
| 3 - | 1:51.122 | + 2.978 | 10:46:53.005 | 9 - | 1:49.181 | + 1.037 | 10:58:02.080 |
| 4 - | 1:54.949 | + 6.805 | 10:48:47.954 | 10 - | 1:48.144 | | 10:59:50.224 |
| 5 - | 1:51.194 | + 3.050 | 10:50:39.148 | 11 - | 1:48.536 | + 0.392 | 11:01:38.760 |
| 6 - | 1:49.632 | + 1.488 | 10:52:28.780 | | | | |
| 13 | ROCHEZ / MILLS | | Jaguar XK150 FHC | | | | |
| 1 - | 2:10.884 | + 16.747 | 10:34:37.284 | 6 - | 2:21.976 | + 27.839 | 10:54:43.019 |
| 2 - | 9:55.616 | + 8:01.479 | 10:44:32.900 | 7 - | 1:58.974 | + 4.837 | 10:56:41.993 |
| 3 - | 2:07.269 | + 13.132 | 10:46:40.169 | 8 - | 1:55.734 | + 1.597 | 10:58:37.727 |
| 4 - | 2:27.347 P | + 33.210 | 10:49:07.516 | 9 - | 1:54.137 | | 11:00:31.864 |
| 5 - | 3:13.527 | + 1:19.390 | 10:52:21.043 | | | | |
| 14 | YOULE / YOULE | | Jaguar XK120 | | | | |
| 1 - | 2:00.696 | + 0.896 | 10:34:50.915 | 6 - | 3:35.525 | + 1:35.725 | 10:54:39.744 |
| 2 - | 9:50.291 | + 7:50.491 | 10:44:41.206 | 7 - | 2:12.797 | + 12.997 | 10:56:52.541 |
| 3 - | 2:03.302 | + 3.502 | 10:46:44.508 | 8 - | 2:09.111 | + 9.311 | 10:59:01.652 |
| 4 - | 1:59.800 | | 10:48:44.308 | 9 - | 2:06.799 | + 6.999 | 11:01:08.451 |
| 5 - | 2:19.911 P | + 20.111 | 10:51:04.219 | | | | |
| 15 | John BURTON | | Jaguar XK120 FHC | | | | |
| 1 - | 2:03.001 | + 17.475 | 10:34:11.885 | 7 - | 1:49.089 | + 3.563 | 10:53:26.744 |
| 2 - | 9:57.466 | + 8:11.940 | 10:44:09.351 | 8 - | 1:50.293 | + 4.767 | 10:55:17.037 |

Car No 8 - Race 3 Both drivers completed 3+ laps.

Weather / Track : Bright / Wet

Cloth Cap Pre-'66 GTs with Vredestein Jaguar XK Championship

QUALIFYING RACE 5 - LAP ANALYSIS

| | | | | | | | |
|-----------|----------------------------------|------------|---------------------|-----------------------|-----------------|------------|---------------------|
| 3 - | 1:55.698 | + 10.172 | 10:46:05.049 | 9 - | 1:53.261 | + 7.735 | 10:57:10.298 |
| 4 - | 1:52.011 | + 6.485 | 10:47:57.060 | 10 - | 1:51.551 | + 6.025 | 10:59:01.849 |
| 5 - | 1:51.425 | + 5.899 | 10:49:48.485 | 11 - | 1:45.526 | | 11:00:47.375 |
| 6 - | 1:49.170 | + 3.644 | 10:51:37.655 | | | | |
| 16 | DAVIES-ROBERTS / WILLIAMS | | | Jaguar XK150 | | | |
| 1 - | 1:55.429 | + 8.211 | 10:33:35.237 | 6 - | 4:13.774 | + 2:26.556 | 10:55:33.044 |
| 2 - | 11:17.257 | + 9:30.039 | 10:44:52.494 | 7 - | 1:47.459 | + 0.241 | 10:57:20.503 |
| 3 - | 1:56.654 | + 9.436 | 10:46:49.148 | 8 - | 1:49.270 | + 2.052 | 10:59:09.773 |
| 4 - | 1:58.032 | + 10.814 | 10:48:47.180 | 9 - | 1:47.218 | | 11:00:56.991 |
| 5 - | 2:32.090 P | + 44.872 | 10:51:19.270 | | | | |
| 20 | Michael O'SHEA | | | Jaguar XK150S | | | |
| 1 - | 1:57.101 | + 6.836 | 10:34:50.444 | 7 - | 2:04.830 | + 14.565 | 10:54:16.889 |
| 2 - | 9:44.246 | + 7:53.981 | 10:44:34.690 | 8 - | 1:55.207 | + 4.942 | 10:56:12.096 |
| 3 - | 1:56.626 | + 6.361 | 10:46:31.316 | 9 - | 1:52.465 | + 2.200 | 10:58:04.561 |
| 4 - | 1:54.044 | + 3.779 | 10:48:25.360 | 10 - | 1:51.478 | + 1.213 | 10:59:56.039 |
| 5 - | 1:52.331 | + 2.066 | 10:50:17.691 | 11 - | 1:50.265 | | 11:01:46.304 |
| 6 - | 1:54.368 | + 4.103 | 10:52:12.059 | | | | |
| 21 | Jarrah VENABLES | | | Jaguar XK120 | | | |
| 1 - | 1:55.775 | + 9.645 | 10:34:27.044 | 7 - | 1:50.430 | + 4.300 | 10:53:19.825 |
| 2 - | 9:42.548 | + 7:56.418 | 10:44:09.592 | 8 - | 1:54.603 | + 8.473 | 10:55:14.428 |
| 3 - | 1:50.190 | + 4.060 | 10:45:59.782 | 9 - | 1:50.416 | + 4.286 | 10:57:04.844 |
| 4 - | 1:50.236 | + 4.106 | 10:47:50.018 | 10 - | 1:55.915 | + 9.785 | 10:59:00.759 |
| 5 - | 1:50.353 | + 4.223 | 10:49:40.371 | 11 - | 1:46.130 | | 11:00:46.889 |
| 6 - | 1:49.024 | + 2.894 | 10:51:29.395 | | | | |
| 22 | HARRIS / TART | | | Jaguar E-Type | | | |
| 1 - | 2:32.469 | + 41.052 | 10:34:35.796 | 6 - | 2:06.746 | + 15.329 | 10:53:05.291 |
| 2 - | 10:04.468 | + 8:13.051 | 10:44:40.264 | 7 - | 1:54.785 | + 3.368 | 10:55:00.076 |
| 3 - | 2:07.911 | + 16.494 | 10:46:48.175 | 8 - | 1:53.727 | + 2.310 | 10:56:53.803 |
| 4 - | 2:13.202 | + 21.785 | 10:49:01.377 | 9 - | 1:54.351 | + 2.934 | 10:58:48.154 |
| 5 - | 1:57.168 | + 5.751 | 10:50:58.545 | 10 - | 1:51.417 | | 11:00:39.571 |
| 23 | Graham LOVE | | | Jaguar XK150 | | | |
| 1 - | 2:12.834 | + 11.663 | 10:34:18.476 | 6 - | 2:08.012 | + 6.841 | 10:53:05.262 |
| 2 - | 10:12.494 | + 8:11.323 | 10:44:30.970 | 7 - | 2:06.188 | + 5.017 | 10:55:11.450 |
| 3 - | 2:08.825 | + 7.654 | 10:46:39.795 | 8 - | 2:07.220 | + 6.049 | 10:57:18.670 |
| 4 - | 2:10.238 | + 9.067 | 10:48:50.033 | 9 - | 2:02.971 | + 1.800 | 10:59:21.641 |
| 5 - | 2:07.217 | + 6.046 | 10:50:57.250 | 10 - | 2:01.171 | | 11:01:22.812 |
| 28 | Jan BOYES | | | MG B | | | |
| 1 - | 1:57.541 | + 14.859 | 10:34:32.621 | 4 - | 1:45.422 | + 2.740 | 10:47:44.146 |
| 2 - | 9:38.419 | + 7:55.737 | 10:44:11.040 | 5 - | 1:42.682 | | 10:49:26.828 |
| 3 - | 1:47.684 | + 5.002 | 10:45:58.724 | 6 - | 1:42.695 | + 0.013 | 10:51:09.523 |
| 29 | Ian COX | | | Marcos 1800 GT | | | |
| 1 - | 1:59.278 | + 14.403 | 10:34:28.434 | 7 - | 1:52.493 | + 7.618 | 10:53:31.274 |
| 2 - | 9:47.881 | + 8:03.006 | 10:44:16.315 | 8 - | 1:48.096 | + 3.221 | 10:55:19.370 |
| 3 - | 1:52.277 | + 7.402 | 10:46:08.592 | 9 - | 1:50.129 | + 5.254 | 10:57:09.499 |
| 4 - | 1:51.471 | + 6.596 | 10:48:00.063 | 10 - | 1:48.456 | + 3.581 | 10:58:57.955 |
| 5 - | 1:49.484 | + 4.609 | 10:49:49.547 | 11 - | 1:44.875 | | 11:00:42.830 |
| 6 - | 1:49.234 | + 4.359 | 10:51:38.781 | | | | |
| 30 | SKIPWORTH / WILLIAMS | | | Jaguar XK120 | | | |
| 1 - | 1:49.829 | + 4.000 | 10:33:57.086 | 6 - | 3:37.203 | + 1:51.374 | 10:54:08.575 |
| 2 - | 10:56.590 | + 9:10.761 | 10:44:53.676 | 7 - | 1:56.396 | + 10.567 | 10:56:04.971 |
| 3 - | 1:49.083 | + 3.254 | 10:46:42.759 | 8 - | 1:56.671 | + 10.842 | 10:58:01.642 |
| 4 - | 1:45.829 | | 10:48:28.588 | 9 - | 1:57.686 | + 11.857 | 10:59:59.328 |
| 5 - | 2:02.784 P | + 16.955 | 10:50:31.372 | 10 - | 1:56.227 | + 10.398 | 11:01:55.555 |
| 33 | Nigel WEBB | | | Jaguar XK120 | | | |
| 1 - | 1:52.503 | + 5.681 | 10:33:48.424 | 7 - | 1:49.929 | + 3.107 | 10:54:10.688 |

Car No 8 - Race 3 Both drivers completed 3+ laps.

Weather / Track : Bright / Wet

Cloth Cap Pre-'66 GTs with Vredestein Jaguar XK Championship

QUALIFYING RACE 5 - LAP ANALYSIS

| | | | | | | | |
|-----------|----------------------------------|------------|------------------------------|------|-----------------|------------|---------------------|
| 2 - | 11:05.496 | + 9:18.674 | 10:44:53.920 | 8 - | 1:49.838 | + 3.016 | 10:56:00.526 |
| 3 - | 1:53.039 | + 6.217 | 10:46:46.959 | 9 - | 1:48.733 | + 1.911 | 10:57:49.259 |
| 4 - | 1:55.123 | + 8.301 | 10:48:42.082 | 10 - | 1:46.822 | | 10:59:36.081 |
| 5 - | 1:50.120 | + 3.298 | 10:50:32.202 | 11 - | 1:47.896 | + 1.074 | 11:01:23.977 |
| 6 - | 1:48.557 | + 1.735 | 10:52:20.759 | | | | |
| 36 | DAVIS / MITCHAM | | Austin Healey Sebring Sprite | | | | |
| 1 - | 2:04.395 | + 14.444 | 10:34:10.626 | 6 - | 1:55.062 | + 5.111 | 10:54:17.967 |
| 2 - | 9:55.691 | + 8:05.740 | 10:44:06.317 | 7 - | 1:54.956 | + 5.005 | 10:56:12.923 |
| 3 - | 2:22.270 P | + 32.319 | 10:46:28.587 | 8 - | 1:52.412 | + 2.461 | 10:58:05.335 |
| 4 - | 3:56.119 | + 2:06.168 | 10:50:24.706 | 9 - | 1:54.529 | + 4.578 | 10:59:59.864 |
| 5 - | 1:58.199 | + 8.248 | 10:52:22.905 | 10 - | 1:49.951 | | 11:01:49.815 |
| 39 | David GRIFFITHS | | MG B | | | | |
| 1 - | 2:08.849 | + 11.928 | 10:34:12.114 | 6 - | 2:00.317 | + 3.396 | 10:52:12.596 |
| 2 - | 10:05.182 | + 8:08.261 | 10:44:17.296 | 7 - | 2:02.902 | + 5.981 | 10:54:15.498 |
| 3 - | 2:00.676 | + 3.755 | 10:46:17.972 | 8 - | 2:02.954 | + 6.033 | 10:56:18.452 |
| 4 - | 1:56.921 | | 10:48:14.893 | 9 - | 2:00.401 | + 3.480 | 10:58:18.853 |
| 5 - | 1:57.386 | + 0.465 | 10:50:12.279 | 10 - | 1:58.367 | + 1.446 | 11:00:17.220 |
| 40 | KEITH-LUCAS / KEITH-LUCAS | | Jaguar XK150S FHC | | | | |
| 1 - | 2:12.712 | + 15.253 | 10:35:12.154 | 6 - | 2:05.443 | + 7.984 | 10:55:14.825 |
| 2 - | 9:49.364 | + 7:51.905 | 10:45:01.518 | 7 - | 2:02.271 | + 4.812 | 10:57:17.096 |
| 3 - | 2:06.649 | + 9.190 | 10:47:08.167 | 8 - | 1:58.400 | + 0.941 | 10:59:15.496 |
| 4 - | 2:21.616 P | + 24.157 | 10:49:29.783 | 9 - | 1:57.459 | | 11:01:12.955 |
| 5 - | 3:39.599 | + 1:42.140 | 10:53:09.382 | | | | |
| 42 | Geoffrey OTTLEY | | Jaguar XK120 | | | | |
| 1 - | 1:59.474 | + 8.420 | 10:34:00.123 | 7 - | 1:52.249 | + 1.195 | 10:53:25.525 |
| 2 - | 9:59.278 | + 8:08.224 | 10:43:59.401 | 8 - | 1:51.054 | | 10:55:16.579 |
| 3 - | 1:53.067 | + 2.013 | 10:45:52.468 | 9 - | 1:58.589 | + 7.535 | 10:57:15.168 |
| 4 - | 1:55.637 | + 4.583 | 10:47:48.105 | 10 - | 1:52.363 | + 1.309 | 10:59:07.531 |
| 5 - | 1:52.752 | + 1.698 | 10:49:40.857 | 11 - | 1:56.551 | + 5.497 | 11:01:04.082 |
| 6 - | 1:52.419 | + 1.365 | 10:51:33.276 | | | | |
| 44 | SKIPWORTH / BATT | | Jaguar XK120 | | | | |
| 1 - | 2:01.457 | + 3.289 | 10:33:40.667 | 6 - | 2:22.362 P | + 24.194 | 10:53:34.635 |
| 2 - | 11:23.609 | + 9:25.441 | 10:45:04.276 | 7 - | 3:13.749 | + 1:15.581 | 10:56:48.384 |
| 3 - | 2:06.386 | + 8.218 | 10:47:10.662 | 8 - | 1:59.604 | + 1.436 | 10:58:47.988 |
| 4 - | 2:02.482 | + 4.314 | 10:49:13.144 | 9 - | 1:58.168 | | 11:00:46.156 |
| 5 - | 1:59.129 | + 0.961 | 10:51:12.273 | | | | |
| 47 | Chris SCRAGG | | Jaguar E-Type | | | | |
| 1 - | 1:49.587 | + 5.508 | 10:33:28.154 | 7 - | 1:46.109 | + 2.030 | 10:51:59.552 |
| 2 - | 1:50.910 | + 6.831 | 10:35:19.064 | 8 - | 1:46.173 | + 2.094 | 10:53:45.725 |
| 3 - | 9:24.557 | + 7:40.478 | 10:44:43.621 | 9 - | 1:44.079 | | 10:55:29.804 |
| 4 - | 1:56.848 | + 12.769 | 10:46:40.469 | 10 - | 1:48.746 | + 4.667 | 10:57:18.550 |
| 5 - | 1:47.116 | + 3.037 | 10:48:27.585 | 11 - | 1:45.076 | + 0.997 | 10:59:03.626 |
| 6 - | 1:45.858 | + 1.779 | 10:50:13.443 | 12 - | 1:51.959 | + 7.880 | 11:00:55.585 |
| 63 | Thomas JONES | | Austin Healey 3000 Mk 1 | | | | |
| 1 - | 1:54.848 | | 10:33:58.238 | | | | |
| 65 | THOMPSON /ALLISON | | Marcos 1800GT | | | | |
| 1 - | 2:04.661 | + 17.566 | 10:34:34.959 | 6 - | 2:58.423 | + 1:11.328 | 10:53:19.360 |
| 2 - | 9:47.914 | + 8:00.819 | 10:44:22.873 | 7 - | 1:53.727 | + 6.632 | 10:55:13.087 |
| 3 - | 1:54.315 | + 7.220 | 10:46:17.188 | 8 - | 1:50.419 | + 3.324 | 10:57:03.506 |
| 4 - | 1:53.017 | + 5.922 | 10:48:10.205 | 9 - | 1:51.143 | + 4.048 | 10:58:54.649 |
| 5 - | 2:10.732 P | + 23.637 | 10:50:20.937 | 10 - | 1:47.095 | | 11:00:41.744 |
| 66 | PEARSON / DEVINE | | Triumph TR4 | | | | |
| 1 - | 1:56.019 | + 7.902 | 10:33:41.139 | 6 - | 2:59.475 | + 1:11.358 | 10:54:23.733 |
| 2 - | 11:27.985 | + 9:39.868 | 10:45:09.124 | 7 - | 1:50.042 | + 1.925 | 10:56:13.775 |
| 3 - | 1:59.697 | + 11.580 | 10:47:08.821 | 8 - | 1:49.626 | + 1.509 | 10:58:03.401 |

Car No 8 - Race 3 Both drivers completed 3+ laps.

Weather / Track : Bright / Wet

Cloth Cap Pre-'66 GTs with Vredestein Jaguar XK Championship

QUALIFYING RACE 5 - LAP ANALYSIS

| | | | | | | | |
|------------|----------------------------|------------|---------------------|------|-----------------|----------|---------------------|
| 4 - | 1:57.392 | + 9.275 | 10:49:06.213 | 9 - | 1:48.231 | + 0.114 | 10:59:51.632 |
| 5 - | 2:18.045 P | + 29.928 | 10:51:24.258 | 10 - | 1:48.117 | | 11:01:39.749 |
| 67 | Andrew MOORE | | Jaguar XK120 | | | | |
| 1 - | 2:01.625 | + 12.979 | 10:34:54.416 | 7 - | 1:50.763 | + 2.117 | 10:54:13.042 |
| 2 - | 9:51.361 | + 8:02.715 | 10:44:45.777 | 8 - | 1:50.076 | + 1.430 | 10:56:03.118 |
| 3 - | 1:59.200 | + 10.554 | 10:46:44.977 | 9 - | 1:48.646 | | 10:57:51.764 |
| 4 - | 1:55.247 | + 6.601 | 10:48:40.224 | 10 - | 1:49.931 | + 1.285 | 10:59:41.695 |
| 5 - | 1:52.430 | + 3.784 | 10:50:32.654 | 11 - | 1:50.326 | + 1.680 | 11:01:32.021 |
| 6 - | 1:49.625 | + 0.979 | 10:52:22.279 | | | | |
| 72 | Jamie BOOT | | TVR Griffith | | | | |
| 1 - | 1:58.489 | + 11.891 | 10:34:55.327 | 7 - | 1:51.809 | + 5.211 | 10:54:05.508 |
| 2 - | 9:47.770 | + 8:01.172 | 10:44:43.097 | 8 - | 1:49.162 | + 2.564 | 10:55:54.670 |
| 3 - | 1:59.143 | + 12.545 | 10:46:42.240 | 9 - | 1:47.816 | + 1.218 | 10:57:42.486 |
| 4 - | 1:52.696 | + 6.098 | 10:48:34.936 | 10 - | 1:46.598 | | 10:59:29.084 |
| 5 - | 1:49.011 | + 2.413 | 10:50:23.947 | 11 - | 1:46.665 | + 0.067 | 11:01:15.749 |
| 6 - | 1:49.752 | + 3.154 | 10:52:13.699 | | | | |
| 76 | BROWN / TART | | 'HL' special | | | | |
| 1 - | 1:55.070 | | 10:33:39.658 | 6 - | 1:57.982 | + 2.912 | 10:53:06.022 |
| 2 - | 11:23.461 | + 9:28.391 | 10:45:03.119 | 7 - | 1:59.569 | + 4.499 | 10:55:05.591 |
| 3 - | 2:06.327 | + 11.257 | 10:47:09.446 | 8 - | 1:57.448 | + 2.378 | 10:57:03.039 |
| 4 - | 2:01.808 | + 6.738 | 10:49:11.254 | 9 - | 2:01.554 | + 6.484 | 10:59:04.593 |
| 5 - | 1:56.786 | + 1.716 | 10:51:08.040 | 10 - | 2:00.713 | + 5.643 | 11:01:05.306 |
| 85 | Stephen BOND | | Lotus 26R | | | | |
| 1 - | 2:04.389 | + 4.852 | 10:34:48.435 | 6 - | 2:03.636 | + 4.099 | 10:53:01.399 |
| 2 - | 10:01.743 | + 8:02.206 | 10:44:50.178 | 7 - | 1:59.537 | | 10:55:00.936 |
| 3 - | 2:03.725 | + 4.188 | 10:46:53.903 | 8 - | 2:00.571 | + 1.034 | 10:57:01.507 |
| 4 - | 2:02.956 | + 3.419 | 10:48:56.859 | 9 - | 2:01.860 | + 2.323 | 10:59:03.367 |
| 5 - | 2:00.904 | + 1.367 | 10:50:57.763 | 10 - | 1:59.780 | + 0.243 | 11:01:03.147 |
| 90 | TOWNSEND / CONOLEY | | Daimler Dart SP250 | | | | |
| 1 - | 2:04.994 | + 17.065 | 10:33:59.589 | 7 - | 1:49.458 | + 1.529 | 10:53:13.252 |
| 2 - | 10:02.129 | + 8:14.200 | 10:44:01.718 | 8 - | 1:51.181 | + 3.252 | 10:55:04.433 |
| 3 - | 1:51.911 | + 3.982 | 10:45:53.629 | 9 - | 1:49.898 | + 1.969 | 10:56:54.331 |
| 4 - | 1:51.329 | + 3.400 | 10:47:44.958 | 10 - | 1:49.951 | + 2.022 | 10:58:44.282 |
| 5 - | 1:49.417 | + 1.488 | 10:49:34.375 | 11 - | 1:47.929 | | 11:00:32.211 |
| 6 - | 1:49.419 | + 1.490 | 10:51:23.794 | | | | |
| 96 | Mike BELL | | Gilbern GT 1800 | | | | |
| 1 - | 2:04.364 | + 2.571 | 10:34:41.631 | 6 - | 2:01.818 | + 0.025 | 10:52:55.649 |
| 2 - | 9:57.153 | + 7:55.360 | 10:44:38.784 | 7 - | 2:01.793 | | 10:54:57.442 |
| 3 - | 2:05.689 | + 3.896 | 10:46:44.473 | 8 - | 2:04.799 | + 3.006 | 10:57:02.241 |
| 4 - | 2:06.196 | + 4.403 | 10:48:50.669 | 9 - | 2:07.135 | + 5.342 | 10:59:09.376 |
| 5 - | 2:03.162 | + 1.369 | 10:50:53.831 | 10 - | 2:03.426 | + 1.633 | 11:01:12.802 |
| 123 | Alec POOLE | | MGB | | | | |
| 1 - | 9:51.011 | + 7:58.226 | 10:44:09.742 | 6 - | 2:11.626 | + 18.841 | 10:53:59.551 |
| 2 - | 1:56.203 | + 3.418 | 10:46:05.945 | 7 - | 1:55.548 | + 2.763 | 10:55:55.099 |
| 3 - | 1:55.647 | + 2.862 | 10:48:01.592 | 8 - | 1:53.400 | + 0.615 | 10:57:48.499 |
| 4 - | 1:53.342 | + 0.557 | 10:49:54.934 | 9 - | 1:52.785 | | 10:59:41.284 |
| 5 - | 1:52.991 | + 0.206 | 10:51:47.925 | 10 - | 1:53.123 | + 0.338 | 11:01:34.407 |
| 126 | Roberto GIORDANELLI | | Lotus 26R | | | | |
| 1 - | 1:58.594 | + 9.973 | 10:33:50.376 | 7 - | 1:53.398 | + 4.777 | 10:54:33.042 |
| 2 - | 11:12.789 | + 9:24.168 | 10:45:03.165 | 8 - | 1:51.816 | + 3.195 | 10:56:24.858 |
| 3 - | 1:53.823 | + 5.202 | 10:46:56.988 | 9 - | 1:52.004 | + 3.383 | 10:58:16.862 |
| 4 - | 1:55.445 | + 6.824 | 10:48:52.433 | 10 - | 1:50.066 | + 1.445 | 11:00:06.928 |
| 5 - | 1:54.136 | + 5.515 | 10:50:46.569 | 11 - | 1:48.621 | | 11:01:55.549 |
| 6 - | 1:53.075 | + 4.454 | 10:52:39.644 | | | | |

Car No 8 - Race 3 Both drivers completed 3+ laps.

Weather / Track : Bright / Wet

Cloth Cap Pre-'66 GTs with Vredestein Jaguar XK Championship

RACE 5 - GRID

| | | | |
|--|-----|--|--|
| ROW 18 | | 2:01.793 96 Mike BELL | |
| ROW 17 | 14 | 1:59.800 YOULE / YOULE | 23 2:01.171 Graham LOVE |
| ROW 16 | | 1:58.168 44 SKIPWORTH / BATT | 85 1:59.537 Stephen BOND |
| ROW 15 | 39 | 1:56.921 David GRIFFITHS | 40 1:57.459 KEITH-LUCAS / KEITH-LUCAS |
| ROW 14 | | 1:54.848 63 Thomas JONES | 76 1:55.070 BROWN / TART |
| ROW 13 | 123 | 1:52.785 Alec POOLE | 13 1:54.137 ROCHEZ / MILLS |
| ROW 12 | | 1:51.417 22 HARRIS / TART | 10 1:52.137 Karl WETHERELL |
| ROW 11 | 2 | 1:50.637 KEITH-LUCAS / FLOYD | 42 1:51.054 Geoffrey OTTLEY |
| ROW 10 | | 1:49.951 36 DAVIS / MITCHAM | 20 1:50.265 Michael O'SHEA |
| ROW 9 | 67 | 1:48.646 Andrew MOORE | 4 1:49.778 Richard TYZACK |
| ROW 8 | | 1:48.462 9 CHASE-GARDENER / ALLEN | 126 1:48.621 Roberto GIORDANELLI |
| ROW 7 | 66 | 1:48.117 PEARSON / DEVINE | 12 1:48.144 Grahame BULL |
| ROW 6 | | 1:47.218 16 DAVIES-ROBERTS / WILLIAMS | 90 1:47.929 TOWNSEND / CONOLEY |
| ROW 5 | 33 | 1:46.822 Nigel WEBB | 65 1:47.095 THOMPSON / ALLISON |
| ROW 4 | | 1:46.435 3 Rob NEWALL | 72 1:46.598 Jamie BOOT |
| ROW 3 | 30 | 1:45.829 SKIPWORTH / WILLIAMS | 21 1:46.130 Jarrah VENABLES |
| ROW 2 | | 1:44.875 29 Ian COX | 15 1:45.526 John BURTON |
| ROW 1 | 28 | 1:42.682 Jan BOYES | 47 1:44.079 Chris SCRAGG |
| Pole | | | |
|  | | | |

Castle Combe
Circuit Length = 1.8500 miles

These results are provisional until the conclusion of any judicial and technical matters.

Clerk of Course :

Timekeeper :

Cloth Cap Pre-'66 GTs with Vredestein Jaguar XK Championship

RACE 5 - CLASSIFICATION - AMENDED

| POS | NO | CL | NAME | ENTRY | LAPS | TIME | GAP | DIFF | MPH | BEST | ON |
|-----|-----|-----|---------------------------|------------------------------|------|-----------|--------|----------|-------|----------|----|
| 1 | 47 | CCA | Chris SCRAGG | Jaguar E-Type | 28 | 41:07.225 | | | 75.58 | 1:23.090 | 8 |
| 2 | 72 | CCA | Jamie BOOT | TVR Griffith | 28 | 41:07.497 | 0.272 | 0.272 | 75.57 | 1:22.953 | 19 |
| 3 | 29 | CCB | Ian COX | Marcos 1800 GT | 28 | 41:15.259 | 8.034 | 7.762 | 75.33 | 1:23.342 | 8 |
| 4 | 22 | CCA | HARRIS / TART | Jaguar E-Type | 27 | 41:34.731 | 1 lap | 1 lap | 72.08 | 1:24.883 | 26 |
| 5 | 4 | CCA | Richard TYZACK | TVR Griffith | 27 | 41:47.510 | 1 lap | 12.779 | 71.71 | 1:26.010 | 6 |
| 6 | 33 | XKD | Nigel WEBB | Jaguar XK120 | 27 | 41:58.017 | 1 lap | 10.507 | 71.41 | 1:27.927 | 4 |
| 7 | 28 | I | Jan BOYES | MG B | 27 | 41:58.197 | 1 lap | 0.180 | 71.40 | 1:26.739 | 7 |
| 8 | 66 | CCB | DEVINE / PEARSON | Triumph TR4 | 26 | 41:05.915 | 2 laps | 1 lap | 70.22 | 1:27.104 | 8 |
| 9 | 20 | XKC | Michael O'SHEA | Jaguar XK150S | 26 | 41:11.505 | 2 laps | 5.590 | 70.06 | 1:28.529 | 5 |
| 10 | 63 | CCA | Thomas JONES | Austin Healey 3000 Mk 1 | 26 | 41:11.909 | 2 laps | 0.404 | 70.05 | 1:27.852 | 7 |
| 11 | 123 | CCB | Alec POOLE | MGB | 26 | 41:12.928 | 2 laps | 1.019 | 70.02 | 1:28.598 | 26 |
| 12 | 85 | CCC | Stephen BOND | Lotus 26R | 26 | 41:26.446 | 2 laps | 13.518 | 69.64 | 1:29.042 | 9 |
| 13 | 16 | XKC | DAVIES-ROBERTS / WILLIAMS | Jaguar XK150 | 26 | 41:35.486 | 2 laps | 9.040 | 69.38 | 1:29.081 | 3 |
| 14 | 15 | XKC | John BURTON | Jaguar XK120 FHC | 26 | 41:45.359 | 2 laps | 9.873 | 69.11 | 1:28.397 | 6 |
| 15 | 30 | XKD | WILLIAMS / SKIPWORTH | Jaguar XK120 | 26 | 42:18.295 | 2 laps | 32.936 | 68.21 | 1:24.110 | 6 |
| 16 | 76 | CCA | TART / BROWN | 'HL' special | 26 | 42:27.376 | 2 laps | 9.081 | 67.97 | 1:25.744 | 7 |
| 17 | 42 | XKB | Geoffrey OTTLEY | Jaguar XK120 | 26 | 42:35.543 | 2 laps | 8.167 | 67.75 | 1:31.685 | 23 |
| 18 | 44 | XKD | BATT / SKIPWORTH | Jaguar XK120 | 25 | 41:28.881 | 3 laps | 1 lap | 66.89 | 1:32.098 | 3 |
| 19 | 23 | XKC | Graham LOVE | Jaguar XK150 | 25 | 41:34.692 | 3 laps | 5.811 | 66.74 | 1:31.861 | 4 |
| 20 | 40 | XKC | KEITH-LUCAS / KEITH-LUCAS | Jaguar XK150S FHC | 25 | 42:15.995 | 3 laps | 41.303 | 65.65 | 1:31.277 | 23 |
| 21 | 90 | CCB | CONOLEY / TOWNSEND | Daimler Dart SP250 | 25 | 42:21.423 | 3 laps | 5.428 | 65.51 | 1:32.564 | 6 |
| 22 | 9 | XKA | ALLEN / CHASE-GARDENER | Jaguar XK140 SE | 25 | 42:23.034 | 3 laps | 1.611 | 65.47 | 1:33.076 | 4 |
| 23 | 96 | CCB | Mike BELL | Gilbern GT 1800 | 24 | 41:07.252 | 4 laps | 1 lap | 64.78 | 1:34.736 | 9 |
| 24 | 36 | CCC | MITCHAM / DAVIS | Austin Healey Sebring Sprite | 24 | 41:27.545 | 4 laps | 20.293 | 64.25 | 1:31.787 | 4 |
| 25 | 10 | CCB | Karl WETHERELL | Triumph TR4 | 24 | 42:22.896 | 4 laps | 55.351 | 62.85 | 1:27.925 | 7 |
| 26 | 67 | XKD | Andrew MOORE | Jaguar XK120 | 23 | 36:23.193 | 5 laps | 1 lap | 70.16 | 1:27.582 | 9 |
| 27 | 91 | CCA | MERRY / DICK | Sunbeam Tiger | 23 | 42:23.970 | 5 laps | 6:00.777 | 60.21 | 1:33.027 | 22 |
| 28 | 2 | XKC | FLOYD / KEITH-LUCAS | Jaguar XK120 Roadster | 20 | 33:43.449 | 8 laps | 3 laps | 65.82 | 1:31.052 | 3 |

NOT CLASSIFIED

| | | | | | | | | | | |
|--------|-----|-----------------|------------------|----|-----------|---------|--------|-------|----------|---|
| DNC 21 | XKC | Jarrah VENABLES | Jaguar XK120 | 14 | 21:16.787 | 14 laps | 6 laps | 73.02 | 1:25.665 | 3 |
| DNC 3 | XKC | Rob NEWALL | Jaguar XK120 | 11 | 16:00.429 | 17 laps | 3 laps | 76.27 | 1:25.225 | 3 |
| DNC 12 | XKC | Grahame BULL | Jaguar XK150S | 7 | 10:33.680 | 21 laps | 4 laps | 73.57 | 1:27.980 | 5 |
| DNC 14 | XKC | YOULE / YOULE | Jaguar XK120 | 6 | 10:06.677 | 22 laps | 1 lap | 65.86 | 1:35.678 | 5 |
| DNC 13 | XKC | MILLS / ROCHEZ | Jaguar XK150 FHC | 5 | 7:53.200 | 23 laps | 1 lap | 70.37 | 1:30.443 | 3 |
| DNC 39 | CCB | David GRIFFITHS | MG B | 2 | 3:30.757 | 26 laps | 3 laps | 63.20 | 1:36.653 | 2 |

FASTEST LAP

| | | | | | | | |
|----|-----|-----------------------|-----------------|----|----------|-----------|------------|
| 72 | CCA | Jamie BOOT | TVR Griffith | 19 | 1:22.953 | 80.28 mph | 129.20 kph |
| 29 | CCB | Ian COX | Marcos 1800 GT | 8 | 1:23.342 | 79.91 mph | 128.60 kph |
| 28 | I | Jan BOYES | MG B | 7 | 1:26.739 | 76.78 mph | 123.56 kph |
| 85 | CCC | Stephen BOND | Lotus 26R | 9 | 1:29.042 | 74.79 mph | 120.37 kph |
| 3 | XKC | Rob NEWALL | Jaguar XK120 | 3 | 1:25.225 | 78.14 mph | 125.76 kph |
| 9 | XKA | ALLEN / CHASE-GARDENE | Jaguar XK140 SE | 4 | 1:33.076 | 71.55 mph | 115.15 kph |
| 30 | XKD | WILLIAMS / SKIPWORTH | Jaguar XK120 | 6 | 1:24.110 | 79.18 mph | 127.43 kph |
| 42 | XKB | Geoffrey OTTLEY | Jaguar XK120 | 23 | 1:31.685 | 72.64 mph | 116.90 kph |

Car No 15 - 10 second penalty - C(d)13 - Gaining an unfair advantage (inadvertently or not)

Car No's 65 & 126 took first start.

Weather / Track : Sunny / Dry

These results are provisional until the conclusion of any judicial and technical matters.

Castle Combe

Circuit Length = 1.8500 miles

Start: 16:31 End: 17:15

| | |
|-------------------|--------------|
| Clerk of Course : | Timekeeper : |
|-------------------|--------------|

Cloth Cap Pre-'66 GTs with Vredestein Jaguar XK Championship

RACE 5 - LAP CHART

| Lap 1 | | | Lap 2 | | | Lap 3 | | | Lap 4 | | | Lap 5 | | |
|-------|--------|----------|-------|--------|----------|-------|--------|----------|-------|----------|----------|-------|----------|----------|
| No | Behind | Laptime | No | Behind | Laptime | No | Behind | Laptime | No | Behind | Laptime | No | Behind | Laptime |
| 29 | | 1:31.327 | 29 | | 1:24.388 | 47 | | 1:24.664 | 47 | | 1:24.466 | 47 | | 1:24.064 |
| 47 | 0.480 | 1:31.807 | 47 | 0.251 | 1:24.159 | 29 | 0.440 | 1:25.355 | 29 | 0.565 | 1:24.591 | 29 | 0.666 | 1:24.165 |
| 72 | 1.860 | 1:33.187 | 72 | 2.021 | 1:24.549 | 72 | 0.989 | 1:23.883 | 72 | 0.972 | 1:24.449 | 72 | 1.093 | 1:24.185 |
| 30 | 3.761 | 1:35.088 | 30 | 4.356 | 1:24.983 | 30 | 3.744 | 1:24.303 | 30 | 3.599 | 1:24.321 | 30 | 4.828 | 1:25.293 |
| 15 | 4.922 | 1:36.249 | 21 | 9.091 | 1:27.458 | 21 | 9.841 | 1:25.665 | 21 | 11.161 | 1:25.786 | 21 | 13.267 | 1:26.170 |
| 21 | 6.021 | 1:37.348 | 3 | 9.822 | 1:27.436 | 3 | 10.132 | 1:25.225 | 3 | 11.309 | 1:25.643 | 3 | 13.767 | 1:26.522 |
| 28 | 6.396 | 1:37.723 | 15 | 10.371 | 1:29.837 | 28 | 13.852 | 1:28.057 | 28 | 16.915 | 1:27.529 | 28 | 20.353 | 1:27.502 |
| 3 | 6.774 | 1:38.101 | 28 | 10.710 | 1:28.702 | 15 | 15.111 | 1:29.655 | 15 | 20.225 | 1:29.580 | 4 | 24.138 | 1:27.524 |
| 12 | 8.816 | 1:40.143 | 12 | 13.086 | 1:28.658 | 12 | 17.412 | 1:29.241 | 4 | 20.678 | 1:26.922 | 15 | 25.195 | 1:29.034 |
| 33 | 9.828 | 1:41.155 | 33 | 14.201 | 1:28.761 | 4 | 18.222 | 1:28.413 | 12 | 21.721 | 1:28.775 | 12 | 25.637 | 1:27.980 |
| 4 | 10.269 | 1:41.596 | 4 | 14.724 | 1:28.843 | 33 | 18.802 | 1:29.516 | 33 | 22.263 | 1:27.927 | 33 | 26.157 | 1:27.958 |
| 20 | 11.193 | 1:42.520 | 20 | 16.849 | 1:30.044 | 67 | 20.721 | 1:28.215 | 67 | 24.728 | 1:28.473 | 67 | 28.482 | 1:27.818 |
| 67 | 11.772 | 1:43.099 | 67 | 17.421 | 1:30.037 | 20 | 21.365 | 1:29.431 | 20 | 26.149 | 1:29.250 | 20 | 30.614 | 1:28.529 |
| 16 | 12.574 | 1:43.901 | 16 | 17.992 | 1:29.806 | 16 | 22.158 | 1:29.081 | 22 | 27.148 | 1:29.017 | 22 | 30.936 | 1:27.852 |
| 22 | 12.994 | 1:44.321 | 22 | 18.395 | 1:29.789 | 22 | 22.597 | 1:29.117 | 16 | 27.155 | 1:29.463 | 76 | 31.238 | 1:27.887 |
| 66 | 13.651 | 1:44.978 | 76 | 18.567 | 1:29.018 | 76 | 22.781 | 1:29.129 | 76 | 27.415 | 1:29.100 | 16 | 32.774 | 1:29.683 |
| 76 | 13.937 | 1:45.264 | 66 | 19.328 | 1:30.065 | 66 | 23.406 | 1:28.993 | 66 | 27.884 | 1:28.944 | 66 | 33.091 | 1:29.271 |
| 90 | 15.142 | 1:46.469 | 10 | 20.662 | 1:29.412 | 10 | 24.215 | 1:28.468 | 10 | 28.819 | 1:29.070 | 10 | 33.523 | 1:28.768 |
| 10 | 15.638 | 1:46.965 | 123 | 22.096 | 1:30.489 | 123 | 26.890 | 1:29.709 | 123 | 32.521 | 1:30.097 | 123 | 37.448 | 1:28.991 |
| 123 | 15.995 | 1:47.322 | 90 | 25.045 | 1:34.291 | 63 | 30.974 | 1:30.772 | 63 | 35.959 | 1:29.451 | 63 | 40.681 | 1:28.786 |
| 13 | 16.932 | 1:48.259 | 63 | 25.117 | 1:32.181 | 13 | 31.419 | 1:30.443 | 13 | 37.510 | 1:30.557 | 13 | 44.040 | 1:30.594 |
| 63 | 17.324 | 1:48.651 | 13 | 25.891 | 1:33.347 | 85 | 32.404 | 1:30.590 | 85 | 38.297 | 1:30.359 | 85 | 44.969 | 1:30.736 |
| 85 | 18.862 | 1:50.189 | 85 | 26.729 | 1:32.255 | 90 | 34.411 | 1:34.281 | 90 | 43.841 | 1:33.896 | 90 | 53.368 | 1:33.591 |
| 42 | 19.151 | 1:50.478 | 2 | 28.999 | 1:32.788 | 2 | 35.136 | 1:31.052 | 2 | 44.278 | 1:33.608 | 2 | 53.990 | 1:33.776 |
| 44 | 19.638 | 1:50.965 | 44 | 29.651 | 1:34.401 | 44 | 36.834 | 1:32.098 | 36 | 45.733 | 1:31.787 | 36 | 54.521 | 1:32.852 |
| 36 | 20.073 | 1:51.400 | 42 | 30.135 | 1:35.372 | 36 | 38.412 | 1:32.745 | 44 | 46.891 | 1:34.523 | 44 | 55.325 | 1:32.498 |
| 2 | 20.599 | 1:51.926 | 36 | 30.582 | 1:34.897 | 42 | 40.289 | 1:35.069 | 42 | 47.951 | 1:32.128 | 42 | 56.267 | 1:32.380 |
| 9 | 21.077 | 1:52.404 | 9 | 31.256 | 1:34.567 | 9 | 41.118 | 1:34.777 | 9 | 49.728 | 1:33.076 | 23 | 58.568 | 1:32.182 |
| 96 | 22.054 | 1:53.381 | 96 | 34.688 | 1:37.022 | 23 | 43.055 | 1:32.705 | 23 | 50.450 | 1:31.861 | 9 | 59.736 | 1:34.072 |
| 39 | 22.777 | 1:54.104 | 39 | 35.042 | 1:36.653 | 96 | 46.578 | 1:36.805 | 96 | 58.258 | 1:36.146 | 96 | 1:10.370 | 1:36.176 |
| 14 | 23.891 | 1:55.218 | 23 | 35.265 | 1:35.101 | 14 | 50.069 | 1:37.858 | 14 | 1:03.945 | 1:38.342 | 14 | 1:15.559 | 1:36.678 |
| 23 | 24.552 | 1:55.879 | 14 | 37.126 | 1:37.623 | 40 | 56.329 | 1:38.828 | 40 | 1:09.706 | 1:37.843 | 40 | 1:22.598 | 1:36.956 |
| 40 | 27.776 | 1:59.103 | 40 | 42.416 | 1:39.028 | 91 | 57.083 | 1:38.753 | 91 | 1:10.361 | 1:37.744 | 91 | 1:23.110 | 1:36.813 |
| 91 | 28.414 | 1:59.741 | 91 | 43.245 | 1:39.219 | | | | | | | | | |

Cloth Cap Pre-'66 GTs with Vredestein Jaguar XK Championship

RACE 5 - LAP CHART

| Lap 6 | | | Lap 7 | | | Lap 8 | | | Lap 9 | | | Lap 10 | | |
|-------|----------|----------|-------|----------|----------|-------|----------|----------|-------|----------|----------|--------|----------|----------|
| No | Behind | Laptime | No | Behind | Laptime | No | Behind | Laptime | No | Behind | Laptime | No | Behind | Laptime |
| 47 | | 1:24.018 | 47 | | 1:23.989 | 47 | | 1:23.090 | 47 | | 1:25.135 | 47 | | 1:24.365 |
| 29 | 0.598 | 1:23.950 | 29 | 0.650 | 1:24.041 | 29 | 0.902 | 1:23.342 | 42 | 1 LAP | 1:33.174 | 29 | 0.664 | 1:24.635 |
| 72 | 1.002 | 1:23.927 | 72 | 1.238 | 1:24.225 | 72 | 2.012 | 1:23.864 | 29 | 0.394 | 1:24.627 | 72 | 2.363 | 1:25.194 |
| 30 | 4.920 | 1:24.110 | 30 | 8.512 | 1:27.581 | 30 | 11.676 | 1:26.254 | 23 | 1 LAP | 1:33.286 | 90 | 1 LAP | 1:33.409 |
| 21 | 15.446 | 1:26.197 | 14 | 1 LAP | 1:41.958 | 96 | 1 LAP | 1:38.044 | 72 | 1.534 | 1:24.657 | 36 | 1 LAP | 1:33.993 |
| 3 | 15.713 | 1:25.964 | 40 | 1 LAP | 1:37.641 | 3 | 20.246 | 1:25.760 | 9 | 1 LAP | 1:34.226 | 42 | 1 LAP | 1:33.092 |
| 28 | 23.448 | 1:27.113 | 91 | 1 LAP | 1:37.934 | 21 | 23.797 | 1:29.553 | 30 | 13.146 | 1:26.605 | 2 | 1 LAP | 1:35.402 |
| 4 | 26.130 | 1:26.010 | 21 | 17.334 | 1:25.877 | 40 | 1 LAP | 1:37.282 | 3 | 21.834 | 1:26.723 | 23 | 1 LAP | 1:33.464 |
| 15 | 29.574 | 1:28.397 | 3 | 17.576 | 1:25.852 | 91 | 1 LAP | 1:37.067 | 96 | 1 LAP | 1:35.054 | 44 | 1 LAP | 1:35.816 |
| 12 | 29.955 | 1:28.336 | 28 | 26.198 | 1:26.739 | 28 | 32.398 | 1:29.290 | 21 | 25.868 | 1:27.206 | 30 | 16.105 | 1:27.324 |
| 33 | 30.605 | 1:28.466 | 4 | 28.809 | 1:26.668 | 4 | 32.929 | 1:27.210 | 4 | 35.607 | 1:27.813 | 9 | 1 LAP | 1:34.624 |
| 67 | 32.564 | 1:28.100 | 15 | 35.904 | 1:30.319 | 33 | 41.892 | 1:28.738 | 28 | 37.030 | 1:29.767 | 3 | 24.442 | 1:26.973 |
| 20 | 35.457 | 1:28.861 | 33 | 36.244 | 1:29.628 | 76 | 42.612 | 1:27.759 | 40 | 1 LAP | 1:37.305 | 96 | 1 LAP | 1:34.736 |
| 22 | 35.631 | 1:28.713 | 12 | 36.513 | 1:30.547 | 15 | 42.879 | 1:30.065 | 91 | 1 LAP | 1:37.457 | 21 | 34.204 | 1:32.701 |
| 76 | 36.188 | 1:28.968 | 67 | 37.247 | 1:28.672 | 67 | 44.697 | 1:30.540 | 76 | 44.937 | 1:27.460 | 4 | 38.674 | 1:27.432 |
| 16 | 37.987 | 1:29.231 | 76 | 37.943 | 1:25.744 | 22 | 44.979 | 1:29.267 | 33 | 46.197 | 1:29.440 | 28 | 39.662 | 1:26.997 |
| 10 | 38.335 | 1:28.830 | 22 | 38.802 | 1:27.160 | 20 | 46.995 | 1:28.982 | 67 | 47.144 | 1:27.582 | 40 | 1 LAP | 1:35.690 |
| 66 | 38.785 | 1:29.712 | 20 | 41.103 | 1:29.635 | 10 | 47.588 | 1:28.407 | 15 | 47.877 | 1:30.133 | 33 | 50.598 | 1:28.766 |
| 123 | 42.033 | 1:28.603 | 10 | 42.271 | 1:27.925 | 66 | 47.951 | 1:27.104 | 22 | 48.200 | 1:28.356 | 67 | 51.786 | 1:29.007 |
| 63 | 44.714 | 1:28.051 | 16 | 43.480 | 1:29.482 | 16 | 50.127 | 1:29.737 | 20 | 50.424 | 1:28.564 | 22 | 52.121 | 1:28.286 |
| 85 | 51.266 | 1:30.315 | 66 | 43.937 | 1:29.141 | 123 | 52.192 | 1:28.623 | 10 | 51.080 | 1:28.627 | 91 | 1 LAP | 1:37.330 |
| 90 | 1:01.914 | 1:32.564 | 123 | 46.659 | 1:28.615 | 63 | 53.760 | 1:28.273 | 66 | 51.583 | 1:28.767 | 15 | 53.899 | 1:30.387 |
| 36 | 1:02.562 | 1:32.059 | 63 | 48.577 | 1:27.852 | 85 | 1:02.937 | 1:29.295 | 16 | 55.002 | 1:30.010 | 20 | 54.817 | 1:28.758 |
| 2 | 1:04.374 | 1:34.402 | 85 | 56.732 | 1:29.455 | 90 | 1:20.681 | 1:33.213 | 123 | 55.753 | 1:28.696 | 66 | 56.582 | 1:29.364 |
| 44 | 1:05.635 | 1:34.328 | 90 | 1:10.558 | 1:32.633 | 36 | 1:21.123 | 1:33.241 | 63 | 56.562 | 1:27.937 | 10 | 57.314 | 1:30.599 |
| 42 | 1:06.153 | 1:33.904 | 36 | 1:10.972 | 1:32.399 | 2 | 1:23.924 | 1:33.243 | 85 | 1:06.844 | 1:29.042 | 16 | 1:00.752 | 1:30.115 |
| 23 | 1:08.452 | 1:33.902 | 2 | 1:13.771 | 1:33.386 | 44 | 1:24.694 | 1:33.500 | | | | 63 | 1:01.516 | 1:29.319 |
| 9 | 1:11.568 | 1:35.850 | 44 | 1:14.284 | 1:32.638 | | | | | | | 123 | 1:01.861 | 1:30.473 |
| 96 | 1:22.075 | 1:35.723 | 42 | 1:15.086 | 1:32.922 | | | | | | | 76 | 1:06.933 | 1:46.361 |
| | | | 23 | 1:16.434 | 1:31.971 | | | | | | | | | |
| | | | 9 | 1:21.290 | 1:33.711 | | | | | | | | | |

Cloth Cap Pre-'66 GTs with Vredestein Jaguar XK Championship

RACE 5 - LAP CHART

| Lap 11 | | | Lap 12 | | | Lap 13 | | | Lap 14 | | | Lap 15 | | |
|--------|----------|------------|--------|----------|----------|--------|----------|------------|--------|----------|------------|--------|----------|------------|
| No | Behind | Laptime | No | Behind | Laptime | No | Behind | Laptime | No | Behind | Laptime | No | Behind | Laptime |
| 47 | | 1:23.875 | 47 | | 1:23.829 | 47 | | 1:23.841 | 47 | | 1:27.689 | 29 | | 1:25.587 |
| 29 | 0.589 | 1:23.800 | 29 | 1.004 | 1:24.244 | 29 | 1.432 | 1:24.269 | 29 | 1.183 | 1:27.440 | 21 | 1 LAP | 1:56.077 P |
| 72 | 1.811 | 1:23.323 | 72 | 1.828 | 1:23.846 | 72 | 2.236 | 1:24.249 | 15 | 1 LAP | 1:46.573 | 96 | 2 LAPS | 1:42.606 P |
| 85 | 1 LAP | 1:53.986 P | 90 | 1 LAP | 1:33.111 | 10 | 1 LAP | 1:46.260 P | 72 | 3.126 | 1:28.579 | 47 | 16.378 | 1:43.148 |
| 90 | 1 LAP | 1:33.377 | 30 | 23.758 | 1:27.560 | 91 | 2 LAPS | 1:59.917 | 40 | 2 LAPS | 1:38.042 P | 76 | 2 LAPS | 1:35.850 |
| 36 | 1 LAP | 1:32.795 | 36 | 1 LAP | 1:33.603 | 85 | 2 LAPS | 2:57.332 | 76 | 2 LAPS | 1:37.615 | 72 | 21.426 | 1:45.070 |
| 42 | 1 LAP | 1:32.100 | 42 | 1 LAP | 1:33.740 | 36 | 1 LAP | 1:34.107 | 20 | 1 LAP | 1:57.673 P | 85 | 2 LAPS | 1:31.509 |
| 2 | 1 LAP | 1:33.889 | 2 | 1 LAP | 1:32.761 | 2 | 1 LAP | 1:33.601 | 123 | 1 LAP | 1:54.042 P | 15 | 1 LAP | 1:57.230 P |
| 30 | 20.027 | 1:27.797 | 23 | 1 LAP | 1:33.551 | 44 | 1 LAP | 1:33.927 | 85 | 2 LAPS | 1:31.283 | 40 | 2 LAPS | 2:02.023 |
| 23 | 1 LAP | 1:34.653 | 44 | 1 LAP | 1:33.702 | 30 | 44.056 | 1:44.139 | 44 | 1 LAP | 1:33.741 | 16 | 1 LAP | 2:16.442 P |
| 44 | 1 LAP | 1:34.570 | 9 | 1 LAP | 1:34.413 | 9 | 1 LAP | 1:34.832 | 28 | 54.239 | 1:28.024 | 28 | 56.207 | 1:28.738 |
| 3 | 26.797 | 1:26.230 | 4 | 48.900 | 1:30.547 | 90 | 1 LAP | 1:54.127 P | 36 | 1 LAP | 2:00.881 P | 42 | 2 LAPS | 2:59.011 |
| 9 | 1 LAP | 1:34.966 | 28 | 50.018 | 1:30.938 | 28 | 53.904 | 1:27.727 | 33 | 1:09.782 | 1:29.551 | 90 | 2 LAPS | 3:11.082 |
| 21 | 41.114 | 1:30.785 | 21 | 50.773 | 1:33.488 | 21 | 59.408 | 1:32.476 | 67 | 1:12.041 | 1:30.277 | 4 | 1 LAP | 2:51.692 |
| 4 | 42.182 | 1:27.383 | 33 | 1:02.217 | 1:29.747 | 42 | 1 LAP | 2:01.809 P | 2 | 1 LAP | 2:02.042 P | 33 | 1:13.766 | 1:30.754 |
| 28 | 42.909 | 1:27.122 | 67 | 1:02.746 | 1:29.665 | 33 | 1:07.920 | 1:29.544 | 22 | 1:13.817 | 1:30.179 | 67 | 1:15.396 | 1:30.125 |
| 96 | 1 LAP | 1:38.757 | 96 | 1 LAP | 1:39.661 | 67 | 1:09.453 | 1:30.548 | 66 | 1:14.472 | 1:30.252 | 22 | 1:16.877 | 1:29.830 |
| 33 | 56.299 | 1:29.576 | 22 | 1:05.031 | 1:30.732 | 23 | 1 LAP | 2:02.320 P | 9 | 1 LAP | 1:58.830 P | 66 | 1:17.335 | 1:29.633 |
| 67 | 56.910 | 1:28.999 | 66 | 1:05.866 | 1:28.282 | 22 | 1:11.327 | 1:30.137 | 63 | 1:25.186 | 1:30.923 | 23 | 2 LAPS | 3:04.948 |
| 22 | 58.128 | 1:29.882 | 15 | 1:07.840 | 1:30.682 | 66 | 1:11.909 | 1:29.884 | | | | 44 | 1 LAP | 2:02.369 P |
| 15 | 1:00.987 | 1:30.963 | 20 | 1:08.418 | 1:29.496 | 4 | 1:15.181 | 1:50.122 | | | | | | |
| 66 | 1:01.413 | 1:28.706 | 63 | 1:15.144 | 1:30.957 | 63 | 1:21.952 | 1:30.649 | | | | | | |
| 20 | 1:02.751 | 1:31.809 | 16 | 1:16.235 | 1:32.549 | 96 | 1 LAP | 1:43.196 | | | | | | |
| 10 | 1:04.868 | 1:31.429 | 123 | 1:16.936 | 1:32.164 | 16 | 1:23.978 | 1:31.584 | | | | | | |
| 40 | 1 LAP | 1:39.297 | 40 | 1 LAP | 1:37.637 | | | | | | | | | |
| 91 | 1 LAP | 1:37.526 | 76 | 1 LAP | 3:03.532 | | | | | | | | | |
| 16 | 1:07.515 | 1:30.638 | | | | | | | | | | | | |
| 63 | 1:08.016 | 1:30.375 | | | | | | | | | | | | |
| 123 | 1:08.601 | 1:30.615 | | | | | | | | | | | | |

Cloth Cap Pre-'66 GTs with Vredestein Jaguar XK Championship

RACE 5 - LAP CHART

| Lap 16 | | | Lap 17 | | | Lap 18 | | | Lap 19 | | | Lap 20 | | |
|--------|----------|------------|--------|----------|----------|--------|----------|------------|--------|--------|----------|--------|--------|----------|
| No | Behind | Laptime | No | Behind | Laptime | No | Behind | Laptime | No | Behind | Laptime | No | Behind | Laptime |
| 29 | | 1:25.929 | 29 | | 1:49.643 | 33 | | 1:29.361 | 47 | | 1:25.018 | 47 | | 1:23.757 |
| 30 | 2 LAPS | 3:52.865 | 30 | 2 LAPS | 1:36.654 | 66 | 0.970 | 1:28.084 | 72 | 0.910 | 1:22.953 | 96 | 3 LAPS | 1:37.084 |
| 123 | 2 LAPS | 2:49.949 | 20 | 2 LAPS | 1:32.564 | 42 | 2 LAPS | 1:32.996 | 29 | 3.331 | 1:24.444 | 72 | 0.644 | 1:23.491 |
| 20 | 2 LAPS | 2:58.996 | 36 | 3 LAPS | 3:43.739 | 47 | 9.043 | 1:24.414 | 22 | 1 LAP | 1:26.380 | 4 | 1 LAP | 1:30.315 |
| 76 | 2 LAPS | 1:36.945 | 15 | 2 LAPS | 2:53.477 | 72 | 12.018 | 1:24.603 | 33 | 8.789 | 1:42.850 | 29 | 3.573 | 1:23.999 |
| 63 | 1 LAP | 1:58.677 P | 76 | 2 LAPS | 1:40.202 | 29 | 12.948 | 2:40.148 P | 42 | 2 LAPS | 1:35.366 | 22 | 1 LAP | 1:25.678 |
| 85 | 2 LAPS | 1:31.842 | 85 | 2 LAPS | 1:32.886 | 22 | 1 LAP | 2:48.834 | 66 | 14.877 | 1:47.968 | 42 | 2 LAPS | 1:33.628 |
| 96 | 2 LAPS | 2:08.911 | 91 | 5 LAPS | 6:12.368 | 44 | 2 LAPS | 1:34.857 | 28 | 1 LAP | 3:20.366 | 28 | 1 LAP | 1:27.069 |
| 28 | 58.196 | 1:27.918 | 16 | 2 LAPS | 3:01.195 | 23 | 2 LAPS | 1:35.078 | 10 | 4 LAPS | 3:07.472 | 10 | 4 LAPS | 1:30.636 |
| 10 | 3 LAPS | 5:26.338 | 40 | 3 LAPS | 3:10.279 | 90 | 2 LAPS | 1:40.115 | 67 | 1 LAP | 2:55.806 | 67 | 1 LAP | 1:30.177 |
| 4 | 1 LAP | 1:29.272 | 4 | 1 LAP | 1:29.086 | 2 | 2 LAPS | 1:31.121 | 44 | 2 LAPS | 1:36.391 | 44 | 2 LAPS | 1:33.069 |
| 33 | 1:17.793 | 1:29.956 | 28 | 57.553 | 1:49.000 | 123 | 1 LAP | 1:31.064 | 23 | 2 LAPS | 1:35.230 | 23 | 2 LAPS | 1:34.044 |
| 42 | 2 LAPS | 1:34.666 | 33 | 57.839 | 1:29.689 | 20 | 1 LAP | 1:30.145 | 2 | 2 LAPS | 1:32.880 | 2 | 2 LAPS | 1:31.215 |
| 67 | 1:19.695 | 1:30.228 | 66 | 1:00.086 | 1:29.049 | 63 | 1 LAP | 1:30.745 | 20 | 1 LAP | 1:30.337 | 20 | 1 LAP | 1:30.560 |
| 66 | 1:20.680 | 1:29.274 | 42 | 2 LAPS | 1:33.714 | 9 | 2 LAPS | 1:38.328 | 123 | 1 LAP | 1:37.075 | 63 | 1 LAP | 1:28.703 |
| 90 | 2 LAPS | 1:41.898 | 47 | 1:11.829 | 1:25.690 | 30 | 1 LAP | 1:35.771 | 63 | 1 LAP | 1:31.836 | 123 | 1 LAP | 1:30.299 |
| 23 | 2 LAPS | 1:35.071 | 10 | 3 LAPS | 1:52.419 | 15 | 1 LAP | 1:32.641 | 90 | 2 LAPS | 1:42.601 | 90 | 2 LAPS | 1:39.233 |
| 47 | 1:35.782 | 2:45.333 P | 44 | 2 LAPS | 3:06.177 | 85 | 1 LAP | 1:30.582 | 9 | 2 LAPS | 1:37.430 | 15 | 1 LAP | 1:31.031 |
| 72 | 1:39.617 | 2:44.120 P | 72 | 1:14.615 | 1:24.641 | 36 | 2 LAPS | 1:40.984 | 15 | 1 LAP | 1:33.850 | 85 | 1 LAP | 1:31.143 |
| 22 | 1:44.165 | 1:53.217 | 90 | 2 LAPS | 1:41.538 | 76 | 1 LAP | 1:36.574 | 30 | 1 LAP | 1:36.401 | 9 | 2 LAPS | 1:37.248 |
| 9 | 2 LAPS | 3:16.945 | 23 | 2 LAPS | 1:38.724 | 16 | 1 LAP | 1:29.814 | 85 | 1 LAP | 1:32.261 | 30 | 1 LAP | 1:35.645 |
| 2 | 2 LAPS | 3:27.138 | 67 | 1:26.434 | 1:56.382 | 91 | 4 LAPS | 1:34.901 | 16 | 1 LAP | 1:29.962 | 16 | 1 LAP | 1:29.800 |
| 123 | 1 LAP | 1:31.441 | 2 | 2 LAPS | 1:33.013 | 40 | 2 LAPS | 1:34.673 | 76 | 1 LAP | 1:37.487 | 76 | 1 LAP | 1:35.560 |
| | | | 123 | 1 LAP | 1:32.684 | 96 | 2 LAPS | 1:39.537 | 36 | 2 LAPS | 1:41.292 | | | |
| | | | 9 | 2 LAPS | 1:39.014 | 4 | 1:28.703 | 1:31.377 | 91 | 4 LAPS | 1:33.487 | | | |
| | | | 20 | 1 LAP | 1:31.379 | | | | 40 | 2 LAPS | 1:33.216 | | | |
| | | | 63 | 1 LAP | 2:56.575 | | | | | | | | | |
| | | | 30 | 1 LAP | 1:37.123 | | | | | | | | | |
| | | | 15 | 1 LAP | 1:33.169 | | | | | | | | | |
| | | | 85 | 1 LAP | 1:30.609 | | | | | | | | | |
| | | | 36 | 2 LAPS | 1:41.968 | | | | | | | | | |
| | | | 76 | 1 LAP | 1:36.769 | | | | | | | | | |
| | | | 16 | 1 LAP | 1:31.842 | | | | | | | | | |
| | | | 96 | 2 LAPS | 3:03.736 | | | | | | | | | |

Cloth Cap Pre-'66 GTs with Vredestein Jaguar XK Championship

RACE 5 - LAP CHART

| Lap 21 | | | Lap 22 | | | Lap 23 | | | Lap 24 | | | Lap 25 | | |
|--------|--------|----------|--------|--------|----------|--------|--------|----------|--------|--------|----------|--------|--------|----------|
| No | Behind | Laptime | No | Behind | Laptime | No | Behind | Laptime | No | Behind | Laptime | No | Behind | Laptime |
| 47 | | 1:24.792 | 47 | | 1:23.519 | 47 | | 1:25.153 | 47 | | 1:23.526 | 47 | | 1:23.290 |
| 72 | 0.666 | 1:24.814 | 72 | 0.829 | 1:23.682 | 72 | 0.566 | 1:24.890 | 15 | 2 LAPS | 1:33.955 | 72 | 0.583 | 1:23.052 |
| 91 | 5 LAPS | 1:34.756 | 29 | 5.199 | 1:23.786 | 90 | 3 LAPS | 1:40.903 | 72 | 0.821 | 1:23.781 | 29 | 5.363 | 1:24.284 |
| 29 | 4.932 | 1:26.151 | 76 | 2 LAPS | 1:37.002 | 30 | 2 LAPS | 1:36.912 | 16 | 2 LAPS | 1:29.513 | 15 | 2 LAPS | 1:30.530 |
| 40 | 3 LAPS | 1:35.806 | 4 | 1 LAP | 1:27.975 | 29 | 4.162 | 1:24.116 | 29 | 4.369 | 1:23.733 | 16 | 2 LAPS | 1:30.167 |
| 4 | 1 LAP | 1:29.349 | 33 | 1 LAP | 1:29.701 | 9 | 3 LAPS | 1:39.048 | 30 | 2 LAPS | 1:37.743 | 22 | 1 LAP | 1:25.612 |
| 33 | 1 LAP | 2:47.410 | 91 | 5 LAPS | 1:36.148 | 4 | 1 LAP | 1:29.348 | 22 | 1 LAP | 1:25.990 | 4 | 1 LAP | 1:29.252 |
| 36 | 3 LAPS | 1:45.128 | 22 | 1 LAP | 1:26.979 | 22 | 1 LAP | 1:25.234 | 90 | 3 LAPS | 1:41.360 | 30 | 2 LAPS | 1:37.424 |
| 22 | 1 LAP | 1:26.304 | 40 | 3 LAPS | 1:35.014 | 33 | 1 LAP | 1:29.931 | 4 | 1 LAP | 1:28.729 | 33 | 1 LAP | 1:31.080 |
| 96 | 3 LAPS | 1:38.382 | 36 | 3 LAPS | 1:39.728 | 76 | 2 LAPS | 1:36.815 | 9 | 3 LAPS | 1:37.334 | 90 | 3 LAPS | 1:38.132 |
| 28 | 1 LAP | 1:27.295 | 96 | 3 LAPS | 1:35.135 | 40 | 3 LAPS | 1:33.098 | 33 | 1 LAP | 1:29.015 | 9 | 3 LAPS | 1:37.966 |
| 66 | 1 LAP | 2:59.354 | 28 | 1 LAP | 1:27.371 | 91 | 5 LAPS | 1:37.453 | 76 | 2 LAPS | 1:35.804 | 28 | 1 LAP | 1:27.253 |
| 42 | 2 LAPS | 1:33.078 | 66 | 1 LAP | 1:33.758 | 28 | 1 LAP | 1:27.464 | 40 | 3 LAPS | 1:32.439 | 40 | 3 LAPS | 1:31.863 |
| 10 | 4 LAPS | 1:30.419 | 42 | 2 LAPS | 1:32.356 | 96 | 3 LAPS | 1:35.722 | 28 | 1 LAP | 1:28.901 | 76 | 2 LAPS | 1:34.983 |
| 67 | 1 LAP | 1:28.715 | 67 | 1 LAP | 1:29.709 | 36 | 3 LAPS | 1:39.945 | 91 | 5 LAPS | 1:34.391 | 91 | 5 LAPS | 1:33.098 |
| 44 | 2 LAPS | 1:33.242 | 10 | 4 LAPS | 1:30.598 | 67 | 1 LAP | 1:30.832 | 96 | 3 LAPS | 1:35.180 | 10 | 4 LAPS | 1:29.522 |
| 23 | 2 LAPS | 1:34.352 | 44 | 2 LAPS | 1:34.954 | 10 | 4 LAPS | 1:30.927 | 67 | 1 LAP | 1:30.187 | 96 | 3 LAPS | 1:35.669 |
| 2 | 2 LAPS | 1:31.789 | 20 | 1 LAP | 1:32.718 | 42 | 2 LAPS | 1:34.161 | 10 | 4 LAPS | 1:30.193 | 42 | 2 LAPS | 1:31.685 |
| 20 | 1 LAP | 1:31.806 | 23 | 2 LAPS | 1:34.500 | 66 | 1 LAP | 1:35.878 | 42 | 2 LAPS | 1:32.025 | 66 | 1 LAP | 1:32.047 |
| 63 | 1 LAP | 1:29.093 | 2 | 2 LAPS | 1:34.417 | 20 | 1 LAP | 1:29.941 | 66 | 1 LAP | 1:33.319 | 36 | 3 LAPS | 1:39.105 |
| 123 | 1 LAP | 1:29.720 | 63 | 1 LAP | 1:33.890 | 44 | 2 LAPS | 1:34.835 | 36 | 3 LAPS | 1:40.984 | 20 | 1 LAP | 1:30.302 |
| 85 | 1 LAP | 1:30.908 | 123 | 1 LAP | 1:33.325 | 63 | 1 LAP | 1:30.415 | 20 | 1 LAP | 1:29.786 | 63 | 1 LAP | 1:28.836 |
| 15 | 1 LAP | 1:33.674 | 85 | 1 LAP | 1:29.298 | 23 | 2 LAPS | 1:34.235 | 63 | 1 LAP | 1:29.480 | 123 | 1 LAP | 1:28.745 |
| 90 | 2 LAPS | 1:38.911 | 15 | 1 LAP | 1:33.116 | 123 | 1 LAP | 1:33.095 | 44 | 2 LAPS | 1:33.981 | 44 | 2 LAPS | 1:33.609 |
| 16 | 1 LAP | 1:29.597 | 16 | 1 LAP | 1:31.097 | 85 | 1 LAP | 1:29.775 | 123 | 1 LAP | 1:29.625 | | | |
| 30 | 1 LAP | 1:36.555 | | | | | | | 23 | 2 LAPS | 1:34.296 | | | |
| 9 | 2 LAPS | 1:38.064 | | | | | | | 85 | 1 LAP | 1:29.488 | | | |

Cloth Cap Pre-'66 GTs with Vredestein Jaguar XK Championship

RACE 5 - LAP CHART

| Lap 26 | | | Lap 27 | | | Lap 28 | | |
|--------|--------|----------|--------|--------|----------|--------|--------|----------|
| No | Behind | Laptime | No | Behind | Laptime | No | Behind | Laptime |
| 47 | | 1:23.891 | 47 | | 1:23.177 | 47 | | 1:23.526 |
| 72 | 0.366 | 1:23.674 | 72 | 0.310 | 1:23.121 | 96 | 4 LAPS | 1:35.361 |
| 23 | 3 LAPS | 1:34.263 | 123 | 2 LAPS | 1:28.869 | 72 | 0.272 | 1:23.488 |
| 29 | 5.181 | 1:23.709 | 36 | 4 LAPS | 1:39.565 | 20 | 2 LAPS | 1:29.915 |
| 85 | 2 LAPS | 1:31.336 | 29 | 6.579 | 1:24.575 | 63 | 2 LAPS | 1:29.480 |
| 15 | 2 LAPS | 1:29.451 | 44 | 3 LAPS | 1:34.654 | 123 | 2 LAPS | 1:28.598 |
| 16 | 2 LAPS | 1:29.633 | 85 | 2 LAPS | 1:29.763 | 29 | 8.034 | 1:24.981 |
| 22 | 1 LAP | 1:25.204 | 23 | 3 LAPS | 1:34.146 | 85 | 2 LAPS | 1:30.209 |
| 4 | 1 LAP | 1:28.299 | 15 | 2 LAPS | 1:29.695 | 36 | 4 LAPS | 1:38.348 |
| 33 | 1 LAP | 1:29.775 | 16 | 2 LAPS | 1:29.576 | 44 | 3 LAPS | 1:34.036 |
| 28 | 1 LAP | 1:28.452 | 22 | 1 LAP | 1:24.883 | 23 | 3 LAPS | 1:34.930 |
| 30 | 2 LAPS | 1:37.762 | 4 | 1 LAP | 1:28.290 | 22 | 1 LAP | 1:27.778 |
| 90 | 3 LAPS | 1:37.297 | 33 | 1 LAP | 1:29.534 | 15 | 2 LAPS | 1:31.666 |
| 9 | 3 LAPS | 1:37.036 | 28 | 1 LAP | 1:27.302 | 16 | 2 LAPS | 1:31.568 |
| 40 | 3 LAPS | 1:31.277 | 30 | 2 LAPS | 1:36.159 | 4 | 1 LAP | 1:28.717 |
| 76 | 2 LAPS | 1:35.253 | 40 | 3 LAPS | 1:33.704 | 33 | 1 LAP | 1:30.188 |
| 91 | 5 LAPS | 1:33.083 | 90 | 3 LAPS | 1:36.823 | 28 | 1 LAP | 1:27.838 |
| 10 | 4 LAPS | 1:29.263 | 9 | 3 LAPS | 1:37.707 | 40 | 3 LAPS | 1:32.069 |
| 42 | 2 LAPS | 1:32.259 | 91 | 5 LAPS | 1:33.027 | 30 | 2 LAPS | 1:35.923 |
| 96 | 3 LAPS | 1:35.228 | 10 | 4 LAPS | 1:29.745 | 90 | 3 LAPS | 1:36.568 |
| 66 | 1 LAP | 1:31.555 | 76 | 2 LAPS | 1:36.259 | 10 | 4 LAPS | 1:30.604 |
| 20 | 1 LAP | 1:29.504 | 42 | 2 LAPS | 1:32.168 | 9 | 3 LAPS | 1:36.566 |
| 63 | 1 LAP | 1:30.002 | 66 | 1 LAP | 1:32.533 | 91 | 5 LAPS | 1:33.490 |
| | | | | | | 76 | 2 LAPS | 1:34.036 |
| | | | | | | 42 | 2 LAPS | 1:32.262 |

COYS Top Hat Pre-'66 Touring Cars

QUALIFYING RACE 7 - CLASSIFICATION

| POS | NO | CL | NAME | ENTRY | TIME | ON | LAPS | GAP | DIFF | MPH |
|-----|-----|----|---------------------|---------------------------|----------|----|------|--------|-------|-------|
| 1 | 18 | A | ROSTRON / LARSSON | Ford Mustang | 1:22.733 | 9 | 12 | | | 80.50 |
| 2 | 3 | A | Peter HALLFORD | Ford Mustang | 1:24.017 | 5 | 6 | 1.284 | 1.284 | 79.27 |
| 3 | 39 | A | HARDING / WHALE | Ford Falcon Sprint | 1:24.381 | 13 | 14 | 1.648 | 0.364 | 78.92 |
| 4 | 6 | A | John YOUNG | Ford Mustang | 1:25.466 | 10 | 10 | 2.733 | 1.085 | 77.92 |
| 5 | 10 | D | CHURCHILL / BALDWIN | Austin Mini Cooper S | 1:26.016 | 12 | 12 | 3.283 | 0.550 | 77.42 |
| 6 | 54 | HS | Ivor MILLER | Ford Lotus Cortina Mk 1 | 1:27.202 | 14 | 15 | 4.469 | 1.186 | 76.37 |
| 7 | 67 | HS | Henry MANN | Ford Lotus Cortina Mk 1 | 1:28.186 | 9 | 12 | 5.453 | 0.984 | 75.52 |
| 8 | 48 | D | Ian FISHER | Austin Mini Cooper S | 1:29.626 | 12 | 12 | 6.893 | 1.440 | 74.30 |
| 9 | 26 | D | Ron MAYDON | Austin Mini Cooper S | 1:29.632 | 12 | 14 | 6.899 | 0.006 | 74.30 |
| 10 | 86 | A | COOKE/FOSTER | Ford Mustang | 1:30.394 | 12 | 13 | 7.661 | 0.762 | 73.67 |
| 11 | 148 | A | Richard BUTTERFIELD | Jaguar Mk1 | 1:30.806 | 12 | 13 | 8.073 | 0.412 | 73.34 |
| 12 | 98 | A | David WENMAN | Ford Shelby Mustang GT350 | 1:30.835 | 13 | 14 | 8.102 | 0.029 | 73.32 |
| 13 | 34 | HS | Charles TIPPET | BMW 1800 Ti | 1:31.367 | 14 | 14 | 8.634 | 0.532 | 72.89 |
| 14 | 99 | SK | Mike DOWSETT | Hillman Rallye Imp | 1:39.058 | 9 | 9 | 16.325 | 7.691 | 67.23 |

Car No 34 - Race 1 completed 3+ laps.

Weather / Track : Bright / Drying

These results are provisional until the conclusion of any judicial and technical matters.

Castle Combe
Circuit Length = 1.8500 miles
Start: 11:30 End: 11:56

| | | |
|-------------------|--|--------------|
| Clerk of Course : | | Timekeeper : |
|-------------------|--|--------------|

COYS Top Hat Pre-'66 Touring Cars

QUALIFYING RACE 7 - LAP ANALYSIS

| | | | | | | | |
|-----------|----------------------------|------------|----------------------|------|-----------------|------------|---------------------|
| 3 | Peter HALLFORD | | Ford Mustang | | | | |
| 1 - | 1:27.785 | + 3.768 | 11:46:55.310 | 4 - | 1:25.372 | + 1.355 | 11:51:11.359 |
| 2 - | 1:25.801 | + 1.784 | 11:48:21.111 | 5 - | 1:24.017 | | 11:52:35.376 |
| 3 - | 1:24.876 | + 0.859 | 11:49:45.987 | 6 - | 1:54.973 P | + 30.956 | 11:54:30.349 |
| 6 | John YOUNG | | Ford Mustang | | | | |
| 1 - | 1:35.891 | + 10.425 | 11:34:10.548 | 6 - | 1:28.224 | + 2.758 | 11:41:40.863 |
| 2 - | 1:33.986 | + 8.520 | 11:35:44.534 | 7 - | 1:27.216 | + 1.750 | 11:43:08.079 |
| 3 - | 1:31.811 | + 6.345 | 11:37:16.345 | 8 - | 1:26.989 | + 1.523 | 11:44:35.068 |
| 4 - | 1:29.064 | + 3.598 | 11:38:45.409 | 9 - | 1:27.615 | + 2.149 | 11:46:02.683 |
| 5 - | 1:27.230 | + 1.764 | 11:40:12.639 | 10 - | 1:25.466 | | 11:47:28.149 |
| 10 | CHURCHILL / BALDWIN | | Austin Mini Cooper S | | | | |
| 1 - | 1:33.017 | + 7.001 | 11:33:30.819 | 7 - | 1:32.809 | + 6.793 | 11:44:42.092 |
| 2 - | 1:32.112 | + 6.096 | 11:35:02.931 | 8 - | 1:30.250 | + 4.234 | 11:46:12.342 |
| 3 - | 1:33.341 | + 7.325 | 11:36:36.272 | 9 - | 1:59.898 P | + 33.882 | 11:48:12.240 |
| 4 - | 1:30.841 | + 4.825 | 11:38:07.113 | 10 - | 4:32.185 | + 3:06.169 | 11:52:44.425 |
| 5 - | 1:57.025 P | + 31.009 | 11:40:04.138 | 11 - | 1:26.711 | + 0.695 | 11:54:11.136 |
| 6 - | 3:05.145 | + 1:39.129 | 11:43:09.283 | 12 - | 1:26.016 | | 11:55:37.152 |
| 18 | ROSTRON / LARSSON | | Ford Mustang | | | | |
| 1 - | 1:32.412 | + 9.679 | 11:33:28.436 | 7 - | 1:24.721 | + 1.988 | 11:48:27.872 |
| 2 - | 1:30.901 | + 8.168 | 11:34:59.337 | 8 - | 1:23.341 | + 0.608 | 11:49:51.213 |
| 3 - | 1:30.369 | + 7.636 | 11:36:29.706 | 9 - | 1:22.733 | | 11:51:13.946 |
| 4 - | 1:30.609 | + 7.876 | 11:38:00.315 | 10 - | 1:22.830 | + 0.097 | 11:52:36.776 |
| 5 - | 1:54.159 P | + 31.426 | 11:39:54.474 | 11 - | 1:22.962 | + 0.229 | 11:53:59.738 |
| 6 - | 7:08.677 | + 5:45.944 | 11:47:03.151 | 12 - | 1:25.827 | + 3.094 | 11:55:25.565 |
| 26 | Ron MAYDON | | Austin Mini Cooper S | | | | |
| 1 - | 1:46.214 | + 16.582 | 11:34:25.927 | 8 - | 1:32.010 | + 2.378 | 11:45:32.367 |
| 2 - | 1:40.882 | + 11.250 | 11:36:06.809 | 9 - | 1:30.638 | + 1.006 | 11:47:03.005 |
| 3 - | 1:36.545 | + 6.913 | 11:37:43.354 | 10 - | 1:36.226 | + 6.594 | 11:48:39.231 |
| 4 - | 1:35.571 | + 5.939 | 11:39:18.925 | 11 - | 1:31.356 | + 1.724 | 11:50:10.587 |
| 5 - | 1:34.338 | + 4.706 | 11:40:53.263 | 12 - | 1:29.632 | | 11:51:40.219 |
| 6 - | 1:34.175 | + 4.543 | 11:42:27.438 | 13 - | 1:30.042 | + 0.410 | 11:53:10.261 |
| 7 - | 1:32.919 | + 3.287 | 11:44:00.357 | 14 - | 1:41.204 | + 11.572 | 11:54:51.465 |
| 34 | Charles TIPPET | | BMW 1800 Ti | | | | |
| 1 - | 1:48.133 | + 16.766 | 11:34:24.903 | 8 - | 1:36.868 | + 5.501 | 11:46:07.737 |
| 2 - | 1:48.163 | + 16.796 | 11:36:13.066 | 9 - | 1:34.593 | + 3.226 | 11:47:42.330 |
| 3 - | 1:43.509 | + 12.142 | 11:37:56.575 | 10 - | 1:34.479 | + 3.112 | 11:49:16.809 |
| 4 - | 1:41.019 | + 9.652 | 11:39:37.594 | 11 - | 1:34.111 | + 2.744 | 11:50:50.920 |
| 5 - | 1:38.867 | + 7.500 | 11:41:16.461 | 12 - | 1:32.200 | + 0.833 | 11:52:23.120 |
| 6 - | 1:37.741 | + 6.374 | 11:42:54.202 | 13 - | 1:31.951 | + 0.584 | 11:53:55.071 |
| 7 - | 1:36.667 | + 5.300 | 11:44:30.869 | 14 - | 1:31.367 | | 11:55:26.438 |
| 39 | HARDING / WHALE | | Ford Falcon Sprint | | | | |
| 1 - | 1:43.067 | + 18.686 | 11:34:04.330 | 8 - | 1:27.950 | + 3.569 | 11:46:59.764 |
| 2 - | 1:39.013 | + 14.632 | 11:35:43.343 | 9 - | 1:26.499 | + 2.118 | 11:48:26.263 |
| 3 - | 1:36.404 | + 12.023 | 11:37:19.747 | 10 - | 1:24.543 | + 0.162 | 11:49:50.806 |
| 4 - | 1:33.635 | + 9.254 | 11:38:53.382 | 11 - | 1:25.513 | + 1.132 | 11:51:16.319 |
| 5 - | 1:34.432 | + 10.051 | 11:40:27.814 | 12 - | 1:25.266 | + 0.885 | 11:52:41.585 |
| 6 - | 1:58.999 P | + 34.618 | 11:42:26.813 | 13 - | 1:24.381 | | 11:54:05.966 |
| 7 - | 3:05.001 | + 1:40.620 | 11:45:31.814 | 14 - | 1:24.385 | + 0.004 | 11:55:30.351 |
| 48 | Ian FISHER | | Austin Mini Cooper S | | | | |
| 1 - | 1:48.002 | + 18.376 | 11:34:32.838 | 7 - | 1:34.173 | + 4.547 | 11:44:37.789 |
| 2 - | 1:43.514 | + 13.888 | 11:36:16.352 | 8 - | 1:35.558 | + 5.932 | 11:46:13.347 |
| 3 - | 1:43.321 | + 13.695 | 11:37:59.673 | 9 - | 2:04.471 P | + 34.845 | 11:48:17.818 |
| 4 - | 1:42.110 | + 12.484 | 11:39:41.783 | 10 - | 3:01.811 | + 1:32.185 | 11:51:19.629 |
| 5 - | 1:47.097 | + 17.471 | 11:41:28.880 | 11 - | 1:30.359 | + 0.733 | 11:52:49.988 |
| 6 - | 1:34.736 | + 5.110 | 11:43:03.616 | 12 - | 1:29.626 | | 11:54:19.614 |

Car No 34 - Race 1 completed 3+ laps.

Weather / Track : Bright / Drying

www.tsl-timing.com

Castle Combe
Circuit Length = 1.8500 miles
Start: 11:30 End: 11:56

Page 1 of 2

Printed - 11.58 Saturday, 02 August 2008

COYS Top Hat Pre-'66 Touring Cars

QUALIFYING RACE 7 - LAP ANALYSIS

| | | | | | | | |
|------------|----------------------------|------------|----------------------------------|------|-----------------|----------|---------------------|
| 54 | Ivor MILLER | | Ford Lotus Cortina Mk 1 | | | | |
| 1 - | 1:40.180 | + 12.978 | 11:33:50.986 | 9 - | 1:29.853 | + 2.651 | 11:46:13.841 |
| 2 - | 1:36.883 | + 9.681 | 11:35:27.869 | 10 - | 1:29.099 | + 1.897 | 11:47:42.940 |
| 3 - | 1:34.156 | + 6.954 | 11:37:02.025 | 11 - | 1:29.276 | + 2.074 | 11:49:12.216 |
| 4 - | 1:34.578 | + 7.376 | 11:38:36.603 | 12 - | 1:27.837 | + 0.635 | 11:50:40.053 |
| 5 - | 1:33.237 | + 6.035 | 11:40:09.840 | 13 - | 1:27.662 | + 0.460 | 11:52:07.715 |
| 6 - | 1:32.795 | + 5.593 | 11:41:42.635 | 14 - | 1:27.202 | | 11:53:34.917 |
| 7 - | 1:29.721 | + 2.519 | 11:43:12.356 | 15 - | 1:28.874 | + 1.672 | 11:55:03.791 |
| 8 - | 1:31.632 | + 4.430 | 11:44:43.988 | | | | |
| 67 | Henry MANN | | Ford Lotus Cortina Mk 1 | | | | |
| 1 - | 2:13.799 | + 45.613 | 11:34:52.675 | 7 - | 1:28.261 | + 0.075 | 11:44:17.476 |
| 2 - | 1:43.327 | + 15.141 | 11:36:36.002 | 8 - | 1:44.652 | + 16.466 | 11:46:02.128 |
| 3 - | 1:35.715 | + 7.529 | 11:38:11.717 | 9 - | 1:28.186 | | 11:47:30.314 |
| 4 - | 1:32.459 | + 4.273 | 11:39:44.176 | 10 - | 1:32.886 | + 4.700 | 11:49:03.200 |
| 5 - | 1:32.520 | + 4.334 | 11:41:16.696 | 11 - | 1:28.898 | + 0.712 | 11:50:32.098 |
| 6 - | 1:32.519 | + 4.333 | 11:42:49.215 | 12 - | 1:44.189 p | + 16.003 | 11:52:16.287 |
| 86 | COOKE/FOSTER | | Ford Mustang | | | | |
| 1 - | 1:50.435 | + 20.041 | 11:34:28.863 | 8 - | 1:33.870 | + 3.476 | 11:47:53.794 |
| 2 - | 1:46.217 | + 15.823 | 11:36:15.080 | 9 - | 1:32.608 | + 2.214 | 11:49:26.402 |
| 3 - | 1:43.240 | + 12.846 | 11:37:58.320 | 10 - | 1:32.163 | + 1.769 | 11:50:58.565 |
| 4 - | 1:41.996 | + 11.602 | 11:39:40.316 | 11 - | 1:30.583 | + 0.189 | 11:52:29.148 |
| 5 - | 1:48.565 P | + 18.171 | 11:41:28.881 | 12 - | 1:30.394 | | 11:53:59.542 |
| 6 - | 3:16.903 | + 1:46.509 | 11:44:45.784 | 13 - | 1:31.966 | + 1.572 | 11:55:31.508 |
| 7 - | 1:34.140 | + 3.746 | 11:46:19.924 | | | | |
| 98 | David WENMAN | | Ford Shelby Mustang GT350 | | | | |
| 1 - | 1:48.425 | + 17.590 | 11:34:29.919 | 8 - | 1:35.266 | + 4.431 | 11:46:06.832 |
| 2 - | 1:45.744 | + 14.909 | 11:36:15.663 | 9 - | 1:34.655 | + 3.820 | 11:47:41.487 |
| 3 - | 1:43.401 | + 12.566 | 11:37:59.064 | 10 - | 1:34.258 | + 3.423 | 11:49:15.745 |
| 4 - | 1:42.101 | + 11.266 | 11:39:41.165 | 11 - | 1:33.206 | + 2.371 | 11:50:48.951 |
| 5 - | 1:38.971 | + 8.136 | 11:41:20.136 | 12 - | 1:31.721 | + 0.886 | 11:52:20.672 |
| 6 - | 1:36.504 | + 5.669 | 11:42:56.640 | 13 - | 1:30.835 | | 11:53:51.507 |
| 7 - | 1:34.926 | + 4.091 | 11:44:31.566 | 14 - | 1:31.701 | + 0.866 | 11:55:23.208 |
| 99 | Mike DOWSETT | | Hillman Rallye Imp | | | | |
| 1 - | 1:48.906 | + 9.848 | 11:34:16.276 | 6 - | 1:40.578 | + 1.520 | 11:42:50.788 |
| 2 - | 1:45.676 | + 6.618 | 11:36:01.952 | 7 - | 1:41.441 | + 2.383 | 11:44:32.229 |
| 3 - | 1:44.601 | + 5.543 | 11:37:46.553 | 8 - | 1:43.180 | + 4.122 | 11:46:15.409 |
| 4 - | 1:42.814 | + 3.756 | 11:39:29.367 | 9 - | 1:39.058 | | 11:47:54.467 |
| 5 - | 1:40.843 | + 1.785 | 11:41:10.210 | | | | |
| 148 | Richard BUTTERFIELD | | Jaguar Mk1 | | | | |
| 1 - | 1:51.243 | + 20.437 | 11:34:03.722 | 8 - | 1:33.064 | + 2.258 | 11:45:23.197 |
| 2 - | 1:43.172 | + 12.366 | 11:35:46.894 | 9 - | 1:32.346 | + 1.540 | 11:46:55.543 |
| 3 - | 1:39.076 | + 8.270 | 11:37:25.970 | 10 - | 1:33.443 | + 2.637 | 11:48:28.986 |
| 4 - | 1:38.382 | + 7.576 | 11:39:04.352 | 11 - | 1:31.823 | + 1.017 | 11:50:00.809 |
| 5 - | 1:37.429 | + 6.623 | 11:40:41.781 | 12 - | 1:30.806 | | 11:51:31.615 |
| 6 - | 1:34.879 | + 4.073 | 11:42:16.660 | 13 - | 1:30.862 | + 0.056 | 11:53:02.477 |
| 7 - | 1:33.473 | + 2.667 | 11:43:50.133 | | | | |

Car No 34 - Race 1 completed 3+ laps.

Weather / Track : Bright / Drying

www.tsl-timing.com


Castle Combe
Circuit Length = 1.8500 miles
Start: 11:30 End: 11:56

Page 2 of 2

Printed - 11.58 Saturday, 02 August 2008

COYS Top Hat Pre-'66 Touring Cars

RACE 7 - GRID

| | | |
|--|-------------------------------------|------------------------------|
| ROW 7 | 1:31.367 34 Charles TIPPET | 1:39.058 99 Mike DOWSETT |
| ROW 6 | 1:30.806 148 Richard BUTTERFIELD | 1:30.835 98 David WENMAN |
| ROW 5 | 1:29.632 26 Ron MAYDON | 1:30.394 86 COOKE/FOSTER |
| ROW 4 | 1:28.186 67 Henry MANN | 1:29.626 48 Ian FISHER |
| ROW 3 | 1:26.016 10 CHURCHILL / BALDWIN | 1:27.202 54 Ivor MILLER |
| ROW 2 | 1:24.381 39 HARDING / WHALE | 1:25.466 6 John YOUNG |
| ROW 1 | 1:22.733 18 ROSTRON / LARSSON | 1:24.017 3 Peter HALLFORD |
| Pole | | |
|  | | |

Castle Combe
Circuit Length = 1.8500 miles

These results are provisional until the conclusion of any judicial and technical matters.

Clerk of Course :

Timekeeper :

COYS Top Hat Pre-'66 Touring Cars

RACE 7 - CLASSIFICATION

| POS | NO | CL | NAME | ENTRY | LAPS | TIME | GAP | DIFF | MPH | BEST | ON |
|-----|----|----|---------------------|-------------------------|------|-----------|----------|--------|-------|----------|----|
| 1 | 6 | A | John YOUNG | Ford Mustang | 22 | 33:12.450 | | | 73.53 | 1:22.588 | 5 |
| 2 | 3 | A | Peter HALLFORD | Ford Mustang | 22 | 33:29.189 | 16.739 | 16.739 | 72.92 | 1:23.770 | 4 |
| 3 | 10 | D | BALDWIN / CHURCHILL | Austin Mini Cooper S | 22 | 34:00.128 | 47.678 | 30.939 | 71.81 | 1:26.130 | 3 |
| 4 | 54 | HS | Ivor MILLER | Ford Lotus Cortina Mk 1 | 22 | 34:04.270 | 51.820 | 4.142 | 71.67 | 1:27.385 | 4 |
| 5 | 26 | D | Ron MAYDON | Austin Mini Cooper S | 22 | 34:19.012 | 1:06.562 | 14.742 | 71.16 | 1:27.510 | 21 |
| 6 | 34 | HS | Charles TIPPET | BMW 1800 Ti | 21 | 33:31.745 | 1 lap | 1 lap | 69.52 | 1:27.693 | 19 |
| 7 | 48 | D | Ian FISHER | Austin Mini Cooper S | 21 | 33:59.972 | 1 lap | 28.227 | 68.56 | 1:30.290 | 14 |
| 8 | 86 | A | FOSTER / COOKE | Ford Mustang | 21 | 34:09.946 | 1 lap | 9.974 | 68.22 | 1:30.986 | 7 |
| 9 | 99 | SK | Mike DOWSETT | Hillman Rallye Imp | 20 | 34:42.222 | 2 laps | 1 lap | 63.97 | 1:35.591 | 5 |

NOT CLASSIFIED

| | | | | | | | | | | | |
|-----|-----|----|---------------------|---------------------------|----|-----------|---------|--------|-------|----------|----|
| DQ | 39 | A | HARDING / WHALE | Ford Falcon Sprint | 22 | 33:20.693 | 8.243 | 0.000 | 73.23 | 1:24.892 | 13 |
| DNC | 98 | A | David WENMAN | Ford Shelby Mustang GT350 | 13 | 21:29.191 | 9 laps | 9 laps | 67.15 | 1:28.955 | 7 |
| DNC | 18 | A | ROSTRON / LARSSON | Ford Mustang | 8 | 11:58.158 | 14 laps | 5 laps | 74.19 | 1:23.478 | 2 |
| DNC | 148 | A | Richard BUTTERFIELD | Jaguar Mk1 | 6 | 9:18.889 | 16 laps | 2 laps | 71.49 | 1:30.647 | 4 |
| DNC | 67 | HS | Henry MANN | Ford Lotus Cortina Mk 1 | 14 | 22:40.074 | 8 laps | 0.000 | 68.55 | 1:26.473 | 6 |

FASTEST LAP

| | | | | | | | |
|----|----|---------------------|-------------------------|---|----------|-----------|------------|
| 6 | A | John YOUNG | Ford Mustang | 5 | 1:22.588 | 80.64 mph | 129.78 kph |
| 10 | D | BALDWIN / CHURCHILL | Austin Mini Cooper S | 3 | 1:26.130 | 77.32 mph | 124.44 kph |
| 67 | HS | Henry MANN | Ford Lotus Cortina Mk 1 | 6 | 1:26.473 | 77.01 mph | 123.94 kph |
| 99 | SK | Mike DOWSETT | Hillman Rallye Imp | 5 | 1:35.591 | 69.67 mph | 112.12 kph |

Car No 39 - Excluded from results - G80 - Failure to comply with Black Flag signals.

Weather / Track : Sunny / Dry

These results are provisional until the conclusion of any judicial and technical matters.

Castle Combe
Circuit Length = 1.8500 miles
Start: 17:53 End: 18:28

| | |
|-------------------|--------------|
| Clerk of Course : | Timekeeper : |
|-------------------|--------------|

COYS Top Hat Pre-'66 Touring Cars

RACE 7 - LAP CHART

| Lap 1 | | | Lap 2 | | | Lap 3 | | | Lap 4 | | | Lap 5 | | |
|-------|--------|----------|-------|--------|----------|-------|--------|----------|-------|--------|----------|-------|----------|----------|
| No | Behind | Laptime | No | Behind | Laptime | No | Behind | Laptime | No | Behind | Laptime | No | Behind | Laptime |
| 18 | | 1:28.514 | 18 | | 1:23.478 | 18 | | 1:24.075 | 18 | | 1:23.968 | 18 | | 1:26.887 |
| 3 | 1.558 | 1:30.072 | 3 | 1.992 | 1:23.912 | 3 | 2.423 | 1:24.506 | 3 | 2.225 | 1:23.770 | 3 | 0.313 | 1:24.975 |
| 39 | 4.235 | 1:32.749 | 39 | 6.672 | 1:25.915 | 6 | 6.605 | 1:23.736 | 6 | 5.539 | 1:22.902 | 6 | 1.240 | 1:22.588 |
| 10 | 5.389 | 1:33.903 | 6 | 6.944 | 1:24.031 | 39 | 9.243 | 1:26.646 | 39 | 13.261 | 1:27.986 | 39 | 13.515 | 1:27.141 |
| 6 | 6.391 | 1:34.905 | 10 | 8.874 | 1:26.963 | 10 | 10.929 | 1:26.130 | 10 | 13.609 | 1:26.648 | 10 | 13.959 | 1:27.237 |
| 54 | 7.267 | 1:35.781 | 67 | 11.030 | 1:26.522 | 54 | 18.341 | 1:30.185 | 54 | 21.758 | 1:27.385 | 54 | 23.573 | 1:28.702 |
| 67 | 7.986 | 1:36.500 | 54 | 12.231 | 1:28.442 | 26 | 18.858 | 1:28.942 | 67 | 22.182 | 1:26.883 | 26 | 29.475 | 1:32.798 |
| 26 | 9.380 | 1:37.894 | 26 | 13.991 | 1:28.089 | 67 | 19.267 | 1:32.312 | 26 | 23.564 | 1:28.674 | 98 | 33.578 | 1:31.095 |
| 98 | 11.611 | 1:40.125 | 98 | 18.026 | 1:29.893 | 98 | 23.564 | 1:29.613 | 98 | 29.370 | 1:29.774 | 67 | 33.887 | 1:38.592 |
| 148 | 13.635 | 1:42.149 | 148 | 22.386 | 1:32.229 | 34 | 29.130 | 1:30.260 | 34 | 33.791 | 1:28.629 | 34 | 35.688 | 1:28.784 |
| 34 | 14.561 | 1:43.075 | 34 | 22.945 | 1:31.862 | 148 | 30.332 | 1:32.021 | 148 | 37.011 | 1:30.647 | 148 | 41.041 | 1:30.917 |
| 48 | 14.958 | 1:43.472 | 48 | 24.007 | 1:32.527 | 48 | 31.145 | 1:31.213 | 48 | 37.928 | 1:30.751 | 48 | 41.591 | 1:30.550 |
| 86 | 16.368 | 1:44.882 | 86 | 26.593 | 1:33.703 | 86 | 33.754 | 1:31.236 | 86 | 42.003 | 1:32.217 | 86 | 47.412 | 1:32.296 |
| 99 | 20.394 | 1:48.908 | 99 | 34.856 | 1:37.940 | 99 | 46.434 | 1:35.653 | 99 | 58.242 | 1:35.776 | 99 | 1:06.946 | 1:35.591 |

COYS Top Hat Pre-'66 Touring Cars

RACE 7 - LAP CHART

| Lap 6 | | | Lap 7 | | | Lap 8 | | | Lap 9 | | | Lap 10 | | |
|-------|----------|----------|-------|----------|----------|-------|----------|----------|-------|----------|----------|--------|----------|------------|
| No | Behind | Laptime | No | Behind | Laptime | No | Behind | Laptime | No | Behind | Laptime | No | Behind | Laptime |
| 6 | | 1:23.936 | 6 | | 1:23.545 | 6 | | 1:24.256 | 6 | | 1:23.941 | 6 | | 1:24.553 |
| 3 | 0.496 | 1:25.359 | 3 | 1.817 | 1:24.866 | 3 | 2.491 | 1:24.930 | 3 | 4.266 | 1:25.716 | 3 | 6.172 | 1:26.459 |
| 18 | 3.033 | 1:28.209 | 18 | 9.447 | 1:29.959 | 99 | 1 LAP | 1:37.714 | 99 | 1 LAP | 1:37.620 | 86 | 1 LAP | 1:51.721 P |
| 39 | 15.791 | 1:27.452 | 39 | 19.219 | 1:26.973 | 39 | 21.670 | 1:26.707 | 39 | 24.586 | 1:26.857 | 39 | 26.956 | 1:26.923 |
| 10 | 16.226 | 1:27.443 | 10 | 19.695 | 1:27.014 | 10 | 21.990 | 1:26.551 | 10 | 25.265 | 1:27.216 | 10 | 27.508 | 1:26.796 |
| 54 | 26.388 | 1:27.991 | 54 | 30.512 | 1:27.669 | 54 | 36.031 | 1:29.775 | 54 | 40.687 | 1:28.597 | 99 | 1 LAP | 1:38.182 |
| 26 | 33.555 | 1:29.256 | 67 | 39.068 | 1:27.429 | 18 | 38.259 | 1:53.068 | 67 | 44.899 | 1:27.157 | 54 | 43.764 | 1:27.630 |
| 67 | 35.184 | 1:26.473 | 26 | 39.476 | 1:29.466 | 67 | 41.683 | 1:26.871 | 26 | 49.080 | 1:28.827 | 67 | 48.522 | 1:28.176 |
| 98 | 37.924 | 1:29.522 | 98 | 43.334 | 1:28.955 | 26 | 44.194 | 1:28.974 | 34 | 53.212 | 1:28.775 | 26 | 53.091 | 1:28.564 |
| 34 | 38.495 | 1:27.983 | 34 | 43.767 | 1:28.817 | 34 | 48.378 | 1:28.867 | 98 | 54.678 | 1:29.616 | 34 | 57.357 | 1:28.698 |
| 148 | 46.791 | 1:30.926 | 48 | 55.343 | 1:31.625 | 98 | 49.003 | 1:29.925 | 48 | 1:08.743 | 1:30.944 | 98 | 59.634 | 1:29.509 |
| 48 | 47.263 | 1:30.848 | 86 | 1:00.904 | 1:30.986 | 48 | 1:01.740 | 1:30.653 | | | | 48 | 1:14.863 | 1:30.673 |
| 86 | 53.463 | 1:31.227 | | | | 86 | 1:09.391 | 1:32.743 | | | | | | |
| 99 | 1:17.897 | 1:36.127 | | | | | | | | | | | | |

COYS Top Hat Pre-'66 Touring Cars

RACE 7 - LAP CHART

| Lap 11 | | | Lap 12 | | | Lap 13 | | | Lap 14 | | | Lap 15 | | |
|--------|----------|----------|--------|----------|----------|--------|--------|------------|--------|--------|------------|--------|--------|----------|
| No | Behind | Laptime | No | Behind | Laptime | No | Behind | Laptime | No | Behind | Laptime | No | Behind | Laptime |
| 6 | | 1:24.301 | 6 | | 1:24.852 | 6 | | 1:25.402 | 3 | | 1:26.962 | 3 | | 1:27.321 |
| 3 | 7.756 | 1:25.885 | 3 | 9.267 | 1:26.363 | 98 | 1 LAP | 1:51.595 P | 34 | 1 LAP | 1:58.773 P | 98 | 2 LAPS | 2:59.352 |
| 10 | 30.417 | 1:27.210 | 86 | 2 LAPS | 2:54.824 | 3 | 11.818 | 1:27.953 | 6 | 10.428 | 1:49.208 | 48 | 2 LAPS | 2:51.736 |
| 39 | 46.156 | 1:43.501 | 10 | 32.342 | 1:26.777 | 86 | 2 LAPS | 1:32.860 | 86 | 2 LAPS | 1:31.637 | 86 | 2 LAPS | 1:31.262 |
| 54 | 47.442 | 1:27.979 | 54 | 50.519 | 1:27.929 | 48 | 1 LAP | 1:56.429 P | 39 | 1 LAP | 1:24.892 | 39 | 1 LAP | 1:24.949 |
| 99 | 1 LAP | 1:37.970 | 99 | 1 LAP | 1:36.163 | 39 | 1 LAP | 2:45.666 | 54 | 42.138 | 1:28.289 | 10 | 1 LAP | 2:54.345 |
| 26 | 57.535 | 1:28.745 | 34 | 1:07.084 | 1:29.913 | 54 | 52.629 | 1:27.512 | 26 | 1 LAP | 2:47.707 | 54 | 43.275 | 1:28.458 |
| 34 | 1:02.023 | 1:28.967 | 26 | 1:20.446 | 1:47.763 | 10 | 53.748 | 1:46.808 | 67 | 1 LAP | 1:27.090 | 26 | 1 LAP | 1:27.629 |
| 98 | 1:05.550 | 1:30.217 | | | | 67 | 1 LAP | 2:55.295 | | | | 67 | 1 LAP | 1:27.534 |
| 67 | 1:17.461 | 1:53.240 | | | | 99 | 1 LAP | 2:01.263 P | | | | | | |
| 48 | 1:21.195 | 1:30.633 | | | | | | | | | | | | |

COYS Top Hat Pre-'66 Touring Cars

RACE 7 - LAP CHART

| Lap 16 | | | Lap 17 | | | Lap 18 | | | Lap 19 | | | Lap 20 | | |
|--------|----------|----------|--------|----------|------------|--------|----------|------------|--------|----------|----------|--------|----------|----------|
| No | Behind | Laptime | No | Behind | Laptime | No | Behind | Laptime | No | Behind | Laptime | No | Behind | Laptime |
| 3 | | 1:27.585 | 3 | | 1:56.962 | 6 | | 1:27.462 | 6 | | 1:27.856 | 6 | | 1:26.585 |
| 6 | 1 LAP | 2:50.913 | 86 | 2 LAPS | 1:31.695 | 39 | 13.650 | 1:25.743 | 39 | 11.592 | 1:25.798 | 39 | 10.422 | 1:25.415 |
| 34 | 2 LAPS | 3:04.783 | 10 | 1 LAP | 1:27.493 | 34 | 1 LAP | 1:29.887 | 34 | 1 LAP | 1:28.873 | 34 | 1 LAP | 1:27.693 |
| 48 | 2 LAPS | 1:30.290 | 26 | 1 LAP | 1:29.298 | 3 | 21.616 | 2:52.220 P | 3 | 19.259 | 1:25.499 | 3 | 17.791 | 1:25.117 |
| 99 | 3 LAPS | 3:14.815 | 6 | 1:03.142 | 1:27.372 | 48 | 1 LAP | 1:31.834 | 48 | 1 LAP | 1:31.484 | 48 | 1 LAP | 1:34.755 |
| 39 | 1 LAP | 1:26.149 | 34 | 1 LAP | 1:29.145 | 86 | 1 LAP | 1:32.207 | 86 | 1 LAP | 1:31.576 | 86 | 1 LAP | 1:32.425 |
| 86 | 2 LAPS | 1:31.653 | 39 | 1:18.511 | 1:25.743 | 10 | 40.660 | 1:28.711 | 10 | 40.571 | 1:27.767 | 10 | 44.493 | 1:30.507 |
| 10 | 1 LAP | 1:27.834 | 48 | 1 LAP | 1:31.920 | 54 | 45.786 | 1:28.540 | 54 | 46.240 | 1:28.310 | 54 | 48.220 | 1:28.565 |
| 54 | 1:03.215 | 1:47.525 | 86 | 1 LAP | 1:31.761 | 99 | 2 LAPS | 1:38.564 | 99 | 2 LAPS | 1:37.824 | 26 | 1:04.435 | 1:28.157 |
| 26 | 1 LAP | 1:28.014 | 99 | 2 LAPS | 1:40.279 | 26 | 1:02.731 | 1:28.096 | 26 | 1:02.863 | 1:27.988 | 99 | 2 LAPS | 1:37.625 |
| 6 | 1:32.732 | 1:26.297 | 10 | 1:42.553 | 1:29.781 | | | | | | | | | |
| 34 | 1 LAP | 1:32.275 | 54 | 1:47.850 | 2:41.597 P | | | | | | | | | |
| 48 | 1 LAP | 1:30.431 | 26 | 2:05.239 | 1:28.195 | | | | | | | | | |
| 39 | 1:49.730 | 1:25.858 | | | | | | | | | | | | |

COYS Top Hat Pre-'66 Touring Cars
RACE 7 - LAP CHART

| Lap 21 | | | Lap 22 | | |
|--------|----------|----------|--------|----------|----------|
| No | Behind | Laptime | No | Behind | Laptime |
| 6 | | 1:26.688 | 6 | | 1:27.121 |
| 39 | 9.828 | 1:26.094 | 39 | 8.243 | 1:25.536 |
| 3 | 17.143 | 1:26.040 | 3 | 16.739 | 1:26.717 |
| 34 | 1 LAP | 1:27.876 | 34 | 1 LAP | 1:27.810 |
| 48 | 1 LAP | 1:33.855 | 48 | 1 LAP | 1:33.349 |
| 10 | 46.104 | 1:28.299 | 10 | 47.678 | 1:28.695 |
| 54 | 50.613 | 1:29.081 | 54 | 51.820 | 1:28.328 |
| 86 | 1 LAP | 1:34.273 | 86 | 1 LAP | 1:32.762 |
| 26 | 1:05.257 | 1:27.510 | 26 | 1:06.562 | 1:28.426 |
| 99 | 2 LAPS | 1:37.212 | 99 | 2 LAPS | 1:38.086 |