



Masters Racing Club

Mallory Park

26th October 2008



Results Provided by Timing Solutions Ltd
www.tsl-timing.com

Top Hat

QUALIFYING - RACE 1 - CLASSIFICATION

POS	NO	CL	NAME	ENTRY	TIME	ON	LAPS	GAP	DIFF	MPH
1	77	D	WATSON/EBDON	Austin Mini Cooper S	1:01.927	9	21			78.47
2	8	A	Leo VOYAZIDES	Ford Falcon	1:02.858	12	14	0.931	0.931	77.31
3	11	A	ADLINGTON/CLARKSON	Ford Falcon Sprint	1:02.996	14	14	1.069	0.138	77.14
4	6	A	Jackie OLIVER	Ford Mustang	1:03.191	11	16	1.264	0.195	76.90
5	7	A	PEPPER/CUNNINGHAM	Ford Mustang	1:04.245	14	15	2.318	1.054	75.64
6	93	A	WYNDHAM/SALVAGE	Ford Falcon	1:05.043	4	14	3.116	0.798	74.71
7	39	A	HARDING/WARBURTON	Ford Falcon Sprint	1:05.412	15	15	3.485	0.369	74.29
8	66	C	SHAW/SHEPHARD	Alfa Romeo Giulia Sprint GT	1:05.740	14	19	3.813	0.328	73.92
9	45	A	Robert HARTLEY	Ford Mustang	1:06.045	19	19	4.118	0.305	73.58
10	51	A	Mike WRIGLEY	Ford Mustang	1:06.132	12	20	4.205	0.087	73.48
11	54	HS	Ivor MILLER	Ford Lotus Cortina Mk 1	1:08.420	8	10	6.493	2.288	71.03
12	35	A	Paul CLAYSON	Ford Falcon Sprint	1:08.900	15	19	6.973	0.480	70.53
13	41	HS	Neil CAWTHORN	Ford Lotus Cortina Mk 1	1:09.834	13	18	7.907	0.934	69.59
14	99	SK	Mike DOWSETT	Hillman Rallye Imp	1:11.910	14	19	9.983	2.076	67.58
15	50	HS	Brian ASHLEY	Ford Lotus Cortina Mk 1	1:12.494	14	19	10.567	0.584	67.03

Weather / Track : Drizzle / Wet

These results are provisional until the conclusion of any judicial and technical matters.

Mallory Park
Circuit Length = 1.3500 miles
Start: 09:34 End: 10:00

Clerk of Course :		Timekeeper :
-------------------	--	--------------

Top Hat

QUALIFYING - RACE 1 - LAP ANALYSIS

6	Jackie OLIVER		Ford Mustang				
1 -	1:10.634	+ 7.443	9:38:38.786	9 -	1:04.041	+ 0.850	9:52:31.680
2 -	1:06.944	+ 3.753	9:39:45.730	10 -	1:03.639	+ 0.448	9:53:35.319
3 -	1:05.568	+ 2.377	9:40:51.298	11 -	1:03.191		9:54:38.510
4 -	1:05.497	+ 2.306	9:41:56.795	12 -	1:04.319	+ 1.128	9:55:42.829
5 -	1:04.880	+ 1.689	9:43:01.675	13 -	1:03.967	+ 0.776	9:56:46.796
6 -	1:12.962	+ 9.771	9:44:14.637	14 -	1:03.863	+ 0.672	9:57:50.659
7 -	6:07.603	+ 5:04.412	9:50:22.240	15 -	1:05.100	+ 1.909	9:58:55.759
8 -	1:05.399	+ 2.208	9:51:27.639	16 -	1:03.777	+ 0.586	9:59:59.536
7	PEPPER/CUNNINGHAM		Ford Mustang				
1 -	1:18.706	+ 14.461	9:37:41.298	9 -	1:05.438	+ 1.193	9:48:44.161
2 -	1:13.794	+ 9.549	9:38:55.092	10 -	1:05.330	+ 1.085	9:49:49.491
3 -	1:11.777	+ 7.532	9:40:06.869	11 -	1:05.268	+ 1.023	9:50:54.759
4 -	1:12.431	+ 8.186	9:41:19.300	12 -	1:04.843	+ 0.598	9:51:59.602
5 -	1:12.844	+ 8.599	9:42:32.144	13 -	1:04.580	+ 0.335	9:53:04.182
6 -	1:17.779	+ 13.534	9:43:49.923	14 -	1:04.245		9:54:08.427
7 -	2:40.719	+ 1:36.474	9:46:30.642	15 -	1:13.507	+ 9.262	9:55:21.934
8 -	1:08.081	+ 3.836	9:47:38.723				
8	Leo VOYAZIDES		Ford Falcon				
1 -	1:08.900	+ 6.042	9:37:22.366	8 -	1:03.742	+ 0.884	9:44:55.534
2 -	1:07.099	+ 4.241	9:38:29.465	9 -	1:03.796	+ 0.938	9:45:59.330
3 -	1:04.926	+ 2.068	9:39:34.391	10 -	1:03.331	+ 0.473	9:47:02.661
4 -	1:04.438	+ 1.580	9:40:38.829	11 -	1:03.067	+ 0.209	9:48:05.728
5 -	1:04.251	+ 1.393	9:41:43.080	12 -	1:02.858		9:49:08.586
6 -	1:04.054	+ 1.196	9:42:47.134	13 -	1:05.111	+ 2.253	9:50:13.697
7 -	1:04.658	+ 1.800	9:43:51.792	14 -	1:03.494	+ 0.636	9:51:17.191
11	ADLINGTON/CLARKSON		Ford Falcon Sprint				
1 -	1:06.646	+ 3.650	9:37:20.201	8 -	1:03.330	+ 0.334	9:44:51.824
2 -	1:05.323	+ 2.327	9:38:25.524	9 -	1:03.144	+ 0.148	9:45:54.968
3 -	1:03.664	+ 0.668	9:39:29.188	10 -	1:04.665	+ 1.669	9:46:59.633
4 -	1:03.285	+ 0.289	9:40:32.473	11 -	1:03.144	+ 0.148	9:48:02.777
5 -	1:05.607	+ 2.611	9:41:38.080	12 -	1:04.280	+ 1.284	9:49:07.057
6 -	1:05.150	+ 2.154	9:42:43.230	13 -	1:05.885	+ 2.889	9:50:12.942
7 -	1:05.264	+ 2.268	9:43:48.494	14 -	1:02.996		9:51:15.938
35	Paul CLAYSON		Ford Falcon Sprint				
1 -	1:15.763	+ 6.863	9:37:58.204	11 -	1:11.518	+ 2.618	9:50:17.180
2 -	1:13.966	+ 5.066	9:39:12.170	12 -	1:09.882	+ 0.982	9:51:27.062
3 -	1:11.602	+ 2.702	9:40:23.772	13 -	1:09.886	+ 0.986	9:52:36.948
4 -	1:11.573	+ 2.673	9:41:35.345	14 -	1:09.036	+ 0.136	9:53:45.984
5 -	1:11.628	+ 2.728	9:42:46.973	15 -	1:08.900		9:54:54.884
6 -	1:10.690	+ 1.790	9:43:57.663	16 -	1:17.509	+ 8.609	9:56:12.393
7 -	1:12.620	+ 3.720	9:45:10.283	17 -	1:10.991	+ 2.091	9:57:23.384
8 -	1:09.968	+ 1.068	9:46:20.251	18 -	1:10.755	+ 1.855	9:58:34.139
9 -	1:11.276	+ 2.376	9:47:31.527	19 -	1:09.292	+ 0.392	9:59:43.431
10 -	1:34.135	+ 25.235	9:49:05.662				
39	HARDING/WARBURTON		Ford Falcon Sprint				
1 -	1:13.164	+ 7.752	9:37:32.796	9 -	1:14.892	+ 9.480	9:47:00.038
2 -	1:10.465	+ 5.053	9:38:43.261	10 -	2:17.087	+ 1:11.675	9:49:17.125
3 -	1:10.889	+ 5.477	9:39:54.150	11 -	1:09.331	+ 3.919	9:50:26.456
4 -	1:10.317	+ 4.905	9:41:04.467	12 -	1:08.241	+ 2.829	9:51:34.697
5 -	1:09.854	+ 4.442	9:42:14.321	13 -	1:07.165	+ 1.753	9:52:41.862
6 -	1:09.927	+ 4.515	9:43:24.248	14 -	1:05.835	+ 0.423	9:53:47.697
7 -	1:10.237	+ 4.825	9:44:34.485	15 -	1:05.412		9:54:53.109
8 -	1:10.661	+ 5.249	9:45:45.146				
41	Neil CAWTHORN		Ford Lotus Cortina Mk 1				
1 -	1:15.802	+ 5.968	9:37:48.728	10 -	1:12.456	+ 2.622	9:50:19.558
2 -	1:14.222	+ 4.388	9:39:02.950	11 -	1:10.456	+ 0.622	9:51:30.014

Mallory Park
 Circuit Length = 1.3500 miles
 Start: 09:34 End: 10:00

Weather / Track : Drizzle / Wet

Top Hat

QUALIFYING - RACE 1 - LAP ANALYSIS

3 -	1:11.208	+ 1.374	9:40:14.158	12 -	1:10.069	+ 0.235	9:52:40.083	
4 -	1:10.257	+ 0.423	9:41:24.415	13 -	1:09.834		9:53:49.917	
5 -	1:15.369	+ 5.535	9:42:39.784	14 -	1:10.119	+ 0.285	9:55:00.036	
6 -	2:52.606	+ 1:42.772	9:45:32.390	15 -	1:13.648	+ 3.814	9:56:13.684	
7 -	1:11.689	+ 1.855	9:46:44.079	16 -	1:11.064	+ 1.230	9:57:24.748	
8 -	1:10.850	+ 1.016	9:47:54.929	17 -	1:10.297	+ 0.463	9:58:35.045	
9 -	1:12.173	+ 2.339	9:49:07.102	18 -	1:11.862	+ 2.028	9:59:46.907	
45	Robert HARTLEY		Ford Mustang					
1 -	1:13.901	+ 7.856	9:37:43.951	11 -	1:06.554	+ 0.509	9:51:09.845	
2 -	1:12.429	+ 6.384	9:38:56.380	12 -	1:08.060	+ 2.015	9:52:17.905	
3 -	1:08.965	+ 2.920	9:40:05.345	13 -	1:06.285	+ 0.240	9:53:24.190	
4 -	1:09.271	+ 3.226	9:41:14.616	14 -	1:06.424	+ 0.379	9:54:30.614	
5 -	1:11.999	+ 5.954	9:42:26.615	15 -	1:06.604	+ 0.559	9:55:37.218	
6 -	3:07.419	+ 2:01.374	9:45:34.034	16 -	1:06.836	+ 0.791	9:56:44.054	
7 -	1:07.487	+ 1.442	9:46:41.521	17 -	1:06.048	+ 0.003	9:57:50.102	
8 -	1:06.891	+ 0.846	9:47:48.412	18 -	1:08.733	+ 2.688	9:58:58.835	
9 -	1:08.700	+ 2.655	9:48:57.112	19 -	1:06.045		10:00:04.880	
10 -	1:06.179	+ 0.134	9:50:03.291					
50	Brian ASHLEY		Ford Lotus Cortina Mk 1					
1 -	1:18.138	+ 5.644	9:37:32.354	11 -	1:19.878	+ 7.384	9:50:19.671	
2 -	1:16.513	+ 4.019	9:38:48.867	12 -	1:15.809	+ 3.315	9:51:35.480	
3 -	1:15.597	+ 3.103	9:40:04.464	13 -	1:14.391	+ 1.897	9:52:49.871	
4 -	1:17.047	+ 4.553	9:41:21.511	14 -	1:12.494		9:54:02.365	
5 -	1:13.963	+ 1.469	9:42:35.474	15 -	1:14.213	+ 1.719	9:55:16.578	
6 -	1:17.882	+ 5.388	9:43:53.356	16 -	1:17.137	+ 4.643	9:56:33.715	
7 -	1:18.885	+ 6.391	9:45:12.241	17 -	1:15.247	+ 2.753	9:57:48.962	
8 -	1:14.725	+ 2.231	9:46:26.966	18 -	1:16.478	+ 3.984	9:59:05.440	
9 -	1:15.776	+ 3.282	9:47:42.742	19 -	1:12.911	+ 0.417	10:00:18.351	
10 -	1:17.051	+ 4.557	9:48:59.793					
51	Mike WRIGLEY		Ford Mustang					
1 -	1:11.461	+ 5.329	9:37:44.818	11 -	1:06.525	+ 0.393	9:50:31.501	
2 -	1:12.753	+ 6.621	9:38:57.571	12 -	1:06.132		9:51:37.633	
3 -	1:09.581	+ 3.449	9:40:07.152	13 -	1:07.014	+ 0.882	9:52:44.647	
4 -	1:07.903	+ 1.771	9:41:15.055	14 -	1:06.512	+ 0.380	9:53:51.159	
5 -	1:07.761	+ 1.629	9:42:22.816	15 -	1:06.304	+ 0.172	9:54:57.463	
6 -	1:08.063	+ 1.931	9:43:30.879	16 -	1:13.495	+ 7.363	9:56:10.958	
7 -	1:07.639	+ 1.507	9:44:38.518	17 -	1:07.121	+ 0.989	9:57:18.079	
8 -	1:06.911	+ 0.779	9:45:45.429	18 -	1:06.277	+ 0.145	9:58:24.356	
9 -	1:08.230	+ 2.098	9:46:53.659	19 -	1:07.428	+ 1.296	9:59:31.784	
10 -	2:31.317	+ 1:25.185	9:49:24.976	20 -	1:08.641	+ 2.509	10:00:40.425	
54	Ivor MILLER		Ford Lotus Cortina Mk 1					
1 -	1:14.482	+ 6.062	9:37:40.162	6 -	1:10.497	+ 2.077	9:43:32.725	
2 -	1:11.251	+ 2.831	9:38:51.413	7 -	1:09.483	+ 1.063	9:44:42.208	
3 -	1:10.525	+ 2.105	9:40:01.938	8 -	1:08.420		9:45:50.628	
4 -	1:10.803	+ 2.383	9:41:12.741	9 -	1:08.776	+ 0.356	9:46:59.404	
5 -	1:09.487	+ 1.067	9:42:22.228	10 -	1:14.678	+ 6.258	9:48:14.082	
66	SHAW/SHEPHARD		Alfa Romeo Giulia Sprint GT					
1 -	1:14.363	+ 8.623	9:37:42.794	11 -	1:08.273	+ 2.533	9:51:18.993	
2 -	1:16.343	+ 10.603	9:38:59.137	12 -	1:07.009	+ 1.269	9:52:26.002	
3 -	1:11.814	+ 6.074	9:40:10.951	13 -	1:06.409	+ 0.669	9:53:32.411	
4 -	1:11.917	+ 6.177	9:41:22.868	14 -	1:05.740		9:54:38.151	
5 -	1:13.043	+ 7.303	9:42:35.911	15 -	1:07.291	+ 1.551	9:55:45.442	
6 -	1:17.642	+ 11.902	9:43:53.553	16 -	1:06.160	+ 0.420	9:56:51.602	
7 -	2:53.732	+ 1:47.992	9:46:47.285	17 -	1:06.154	+ 0.414	9:57:57.756	
8 -	1:07.641	+ 1.901	9:47:54.926	18 -	1:07.175	+ 1.435	9:59:04.931	
9 -	1:08.279	+ 2.539	9:49:03.205	19 -	1:06.439	+ 0.699	10:00:11.370	
10 -	1:07.515	+ 1.775	9:50:10.720					
77	WATSON/EBDON		Austin Mini Cooper S					
1 -	1:06.007	+ 4.080	9:37:24.257	12 -	1:06.176	+ 4.249	9:50:08.655	

Mallory Park
Circuit Length = 1.3500 miles
Start: 09:34 End: 10:00

Weather / Track : Drizzle / Wet


Top Hat

QUALIFYING - RACE 1 - LAP ANALYSIS

2 -	1:04.029	+ 2.102	9:38:28.286	13 -	1:03.932	+ 2.005	9:51:12.587
3 -	1:02.813	+ 0.886	9:39:31.099	14 -	1:02.683	+ 0.756	9:52:15.270
4 -	1:02.180	+ 0.253	9:40:33.279	15 -	1:02.703	+ 0.776	9:53:17.973
5 -	1:03.966	+ 2.039	9:41:37.245	16 -	1:02.784	+ 0.857	9:54:20.757
6 -	1:02.471	+ 0.544	9:42:39.716	17 -	1:04.112	+ 2.185	9:55:24.869
7 -	1:04.943	+ 3.016	9:43:44.659	18 -	1:04.216	+ 2.289	9:56:29.085
8 -	1:02.497	+ 0.570	9:44:47.156	19 -	1:04.351	+ 2.424	9:57:33.436
9 -	1:01.927		9:45:49.083	20 -	1:04.579	+ 2.652	9:58:38.015
10 -	1:09.128	+ 7.201	9:46:58.211	21 -	1:05.713	+ 3.786	9:59:43.728
11 -	2:04.268	+ 1:02.341	9:49:02.479				
93	WYNDHAM/SALVAGE			Ford Falcon			
1 -	1:12.039	+ 6.996	9:37:21.685	8 -	1:08.621	+ 3.578	9:45:07.773
2 -	1:06.152	+ 1.109	9:38:27.837	9 -	1:07.114	+ 2.071	9:46:14.887
3 -	1:05.683	+ 0.640	9:39:33.520	10 -	1:06.088	+ 1.045	9:47:20.975
4 -	1:05.043		9:40:38.563	11 -	1:10.926	+ 5.883	9:48:31.901
5 -	1:06.373	+ 1.330	9:41:44.936	12 -	9:36.833	+ 8:31.790	9:58:08.734
6 -	1:07.263	+ 2.220	9:42:52.199	13 -	1:15.322	+ 10.279	9:59:24.056
7 -	1:06.953	+ 1.910	9:43:59.152	14 -	1:14.758	+ 9.715	10:00:38.814
99	Mike DOWSETT			Hillman Rallye Imp			
1 -	1:22.709	+ 10.799	9:37:41.795	11 -	1:15.725	+ 3.815	9:50:16.376
2 -	1:21.377	+ 9.467	9:39:03.172	12 -	1:13.082	+ 1.172	9:51:29.458
3 -	1:18.032	+ 6.122	9:40:21.204	13 -	1:13.115	+ 1.205	9:52:42.573
4 -	1:18.444	+ 6.534	9:41:39.648	14 -	1:11.910		9:53:54.483
5 -	1:16.112	+ 4.202	9:42:55.760	15 -	1:12.202	+ 0.292	9:55:06.685
6 -	1:13.959	+ 2.049	9:44:09.719	16 -	1:13.606	+ 1.696	9:56:20.291
7 -	1:13.665	+ 1.755	9:45:23.384	17 -	1:12.721	+ 0.811	9:57:33.012
8 -	1:12.059	+ 0.149	9:46:35.443	18 -	1:13.595	+ 1.685	9:58:46.607
9 -	1:12.109	+ 0.199	9:47:47.552	19 -	1:12.957	+ 1.047	9:59:59.564
10 -	1:13.099	+ 1.189	9:49:00.651				

Top Hat

RACE 1 - GRID

ROW 8	1:12.494 50 Brian ASHLEY	
ROW 7	1:09.834 41 Neil CAWTHORN	1:11.910 99 Mike DOWSETT
ROW 6	1:08.420 54 Ivor MILLER	1:08.900 35 Paul CLAYSON
ROW 5	1:06.045 45 Robert HARTLEY	1:06.132 51 Mike WRIGLEY
ROW 4	1:05.412 39 HARDING/WARBURTON	1:05.740 66 SHAW/SHEPHARD
ROW 3	1:04.245 7 PEPPER/CUNNINGHAM	1:05.043 93 WYNDHAM/SALVAGE
ROW 2	1:02.996 11 ADLINGTON/CLARKSON	1:03.191 6 Jackie OLIVER
ROW 1	1:01.927 77 WATSON/EBDON	1:02.858 8 Leo VOYAZIDES
Pole		
		

Mallory Park
Circuit Length = 1.3500 miles

These results are provisional until the conclusion of any judicial and technical matters.

Clerk of Course :		Timekeeper :

Top Hat

RACE 1 - CLASSIFICATION

POS	NO	CL	NAME	ENTRY	LAPS	TIME	GAP	DIFF	MPH	BEST	ON
1	8	A	Leo VOYAZIDES	Ford Falcon	47	45:51.956			83.00	55.827	4
2	6	A	Jackie OLIVER	Ford Mustang	47	45:52.289	0.333	0.333	82.99	56.334	41
3	39	A	HARDING/WARBURTON	Ford Falcon Sprint	46	45:54.223	1 lap	1 lap	81.16	56.416	37
4	45	A	Robert HARTLEY	Ford Mustang	46	46:01.550	1 lap	7.327	80.95	57.084	30
5	7	A	PEPPER/CUNNINGHAM	Ford Mustang	46	46:10.049	1 lap	8.499	80.70	56.544	31
6	51	A	Mike WRIGLEY	Ford Mustang	46	46:38.521	1 lap	28.472	79.88	58.048	44
7	93	A	WYNDHAM/SALVAGE	Ford Falcon	46	46:39.883	1 lap	1.362	79.84	56.647	15
8	54	HS	Ivor MILLER	Ford Lotus Cortina Mk 1	45	45:56.261	2 laps	1 lap	79.34	57.977	39
9	66	C	SHAW/SHEPHARD	Alfa Romeo Giulia Sprint GT	44	45:57.676	3 laps	1 lap	77.54	57.770	39
10	41	HS	Neil CAWTHORN	Ford Lotus Cortina Mk 1	43	46:02.642	4 laps	1 lap	75.64	1:00.459	7
11	35	A	Paul CLAYSON	Ford Falcon Sprint	43	46:10.298	4 laps	7.656	75.43	1:00.741	33
12	50	HS	Brian ASHLEY	Ford Lotus Cortina Mk 1	41	46:06.214	6 laps	2 laps	72.03	1:03.555	3
13	99	SK	Mike DOWSETT	Hillman Rallye Imp	41	46:43.166	6 laps	36.952	71.08	1:04.699	32
14	77	D	WATSON/EBDON	Austin Mini Cooper S	18	17:57.479	29 laps	23 laps	81.18	57.844	6

NOT CLASSIFIED

DNC	11	A	ADLINGTON/CLARKSON	Ford Falcon Sprint	13	12:45.747	34 laps	5 laps	82.50	55.845	3
-----	----	---	--------------------	--------------------	----	-----------	---------	--------	-------	--------	---

FASTEST LAP

8	A	Leo VOYAZIDES	Ford Falcon	4	55.827	87.05 mph	140.09 kph
66	C	SHAW/SHEPHARD	Alfa Romeo Giulia Sprint GT	39	57.770	84.12 mph	135.38 kph
77	D	WATSON/EBDON	Austin Mini Cooper S	6	57.844	84.01 mph	135.21 kph
54	HS	Ivor MILLER	Ford Lotus Cortina Mk 1	39	57.977	83.82 mph	134.90 kph
99	SK	Mike DOWSETT	Hillman Rallye Imp	32	1:04.699	75.11 mph	120.88 kph

Weather / Track : Cloudy / Dry

These results are provisional until the conclusion of any judicial and technical matters.

Mallory Park
Circuit Length = 1.3500 miles
Start: 12:48 End: 13:35

Clerk of Course :		Timekeeper :
-------------------	--	--------------

Top Hat

RACE 1 - LAP CHART

Lap 1			Lap 2			Lap 3			Lap 4			Lap 5		
No	Behind	Laptime	No	Behind	Laptime	No	Behind	Laptime	No	Behind	Laptime	No	Behind	Laptime
8		1:03.027	8		56.637	8		56.269	8		55.827	8		56.293
11	0.898	1:03.925	11	0.823	56.562	11	0.399	55.845	11	1.079	56.507	11	1.358	56.572
6	1.438	1:04.465	6	1.895	57.094	6	2.364	56.738	6	3.035	56.498	6	3.407	56.665
77	4.056	1:07.083	77	6.711	59.292	77	8.829	58.387	39	11.509	57.985	39	13.215	57.999
7	4.160	1:07.187	7	7.609	1:00.086	39	9.351	57.782	77	11.535	58.533	93	13.527	57.430
39	4.355	1:07.382	39	7.838	1:00.120	93	10.877	58.765	93	12.390	57.340	77	15.220	59.978
45	5.663	1:08.690	93	8.381	59.108	45	11.944	59.085	45	14.569	58.452	45	16.959	58.683
93	5.910	1:08.937	45	9.128	1:00.102	7	12.967	1:01.627	7	16.915	59.775	7	19.920	59.298
51	6.448	1:09.475	51	10.183	1:00.372	51	13.616	59.702	51	17.361	59.572	51	20.462	59.394
66	7.618	1:10.645	54	11.670	59.992	54	15.053	59.652	54	18.853	59.627	54	22.408	59.848
54	8.315	1:11.342	66	12.654	1:01.673	66	17.278	1:00.893	66	22.490	1:01.039	66	27.539	1:01.342
41	8.976	1:12.003	41	14.051	1:01.712	41	19.306	1:01.524	41	24.712	1:01.233	41	29.501	1:01.082
50	11.245	1:14.272	50	18.527	1:03.919	50	25.813	1:03.555	50	34.516	1:04.530	35	40.692	1:02.376
35	12.416	1:15.443	35	19.220	1:03.441	35	26.398	1:03.447	35	34.609	1:04.038	50	43.050	1:04.827
99	15.963	1:18.990	99	25.970	1:06.644	99	36.193	1:06.492	99	46.846	1:06.480			

Top Hat

RACE 1 - LAP CHART

Lap 6			Lap 7			Lap 8			Lap 9			Lap 10		
No	Behind	Laptime	No	Behind	Laptime	No	Behind	Laptime	No	Behind	Laptime	No	Behind	Laptime
8		56.633	8		56.481	8		56.172	8		57.325	8		56.833
99	1 LAP	1:06.295	11	1.321	56.464	11	2.453	57.304	35	1 LAP	1:02.917	6	3.580	56.992
11	1.338	56.613	6	3.598	56.850	50	1 LAP	1:04.386	11	2.777	57.649	11	4.788	58.844
6	3.229	56.455	99	1 LAP	1:06.450	6	3.796	56.370	6	3.421	56.950	35	1 LAP	1:03.934
39	14.003	57.421	39	15.432	57.910	39	17.246	57.986	50	1 LAP	1:05.639	50	1 LAP	1:05.109
93	15.422	58.528	93	15.812	56.871	93	18.019	58.379	66	1 LAP	1:33.523	39	19.389	57.828
77	16.431	57.844	77	18.077	58.127	77	20.173	58.268	39	18.394	58.473	66	1 LAP	1:01.820
45	19.407	59.081	45	21.983	59.057	99	1 LAP	1:07.267	93	20.144	59.450	93	21.488	58.177
7	22.535	59.248	51	26.162	59.891	45	24.269	58.458	77	21.172	58.324	77	22.776	58.437
51	22.752	58.923	7	26.491	1:00.437	51	28.487	58.497	45	25.404	58.460	45	26.481	57.910
54	25.532	59.757	54	28.889	59.838	7	29.125	58.806	51	29.917	58.755	51	31.730	58.646
66	32.375	1:01.469	66	36.467	1:00.573	54	32.443	59.726	99	1 LAP	1:06.832	7	35.451	1:00.305
41	33.686	1:00.818	41	37.664	1:00.459	41	44.553	1:03.061	7	31.979	1:00.179	54	38.497	1:00.220
35	46.379	1:02.320	35	52.354	1:02.456				54	35.110	59.992	99	1 LAP	1:07.544
50	50.826	1:04.409							41	49.384	1:02.156	41	54.322	1:01.771

Top Hat

RACE 1 - LAP CHART

Lap 11			Lap 12			Lap 13			Lap 14			Lap 15		
No	Behind	Laptime	No	Behind	Laptime	No	Behind	Laptime	No	Behind	Laptime	No	Behind	Laptime
8		56.581	8		56.833	8		57.074	8		56.781	8		56.833
6	3.714	56.715	41	1 LAP	1:02.314	6	3.352	56.585	6	3.657	57.086	6	3.283	56.459
11	6.044	57.837	6	3.841	56.960	99	2 LAPS	1:06.151	41	1 LAP	1:01.450	41	1 LAP	1:01.404
35	1 LAP	1:02.621	11	10.915	1:01.704	41	1 LAP	1:01.545	99	2 LAPS	1:05.568	99	2 LAPS	1:05.383
39	20.461	57.653	35	1 LAP	1:02.806	39	23.020	58.414	39	23.925	57.686	39	24.584	57.492
93	23.563	58.656	39	21.680	58.052	11	23.762	1:09.921	93	25.250	56.997	93	25.064	56.647
77	24.757	58.562	93	24.009	57.279	93	25.034	58.099	77	30.094	59.201	77	32.137	58.876
66	1 LAP	1:02.798	77	26.139	58.215	35	1 LAP	1:03.385	35	1 LAP	1:01.903	45	32.792	57.258
50	1 LAP	1:05.316	45	30.292	59.158	77	27.674	58.609	45	32.367	58.098	35	1 LAP	1:02.181
45	27.967	58.067	66	1 LAP	1:01.242	45	31.050	57.832	66	1 LAP	1:00.712	51	40.977	58.252
51	33.752	58.603	50	1 LAP	1:04.073	66	1 LAP	1:00.434	51	39.558	59.289	66	1 LAP	1:00.759
7	39.191	1:00.321	51	35.547	58.628	51	37.050	58.577	7	49.001	1:01.058	7	51.881	59.713
54	42.617	1:00.701	7	42.621	1:00.263	50	1 LAP	1:04.955	54	50.576	59.273	54	53.097	59.354
99	1 LAP	1:06.561	54	45.856	1:00.072	7	44.724	59.177	50	1 LAP	1:04.996			
						54	48.084	59.302						

Top Hat

RACE 1 - LAP CHART

Lap 16			Lap 17			Lap 18			Lap 19			Lap 20		
No	Behind	Laptime	No	Behind	Laptime	No	Behind	Laptime	No	Behind	Laptime	No	Behind	Laptime
8		56.849	8		56.547	8		57.280	8		56.793	8		57.422
50	2 LAPS	1:04.657	6	3.120	56.774	7	1 LAP	1:01.055	6	2.329	56.770	6	1.945	57.038
6	2.893	56.459	50	2 LAPS	1:04.537	54	1 LAP	1:00.559	54	1 LAP	1:01.784	35	2 LAPS	1:04.702
41	1 LAP	1:01.711	39	26.463	57.788	6	2.352	56.512	50	2 LAPS	1:05.285	66	2 LAPS	1:02.867
39	25.222	57.487	93	27.277	57.946	50	2 LAPS	1:03.938	39	28.898	59.259	99	3 LAPS	1:07.730
93	25.878	57.663	41	1 LAP	1:03.881	39	26.432	57.249	93	35.621	1:05.739	7	2 LAPS	2:17.997
99	2 LAPS	1:06.696	45	36.522	59.104	93	26.675	56.678	45	38.247	58.032	93	35.407	57.208
77	33.831	58.543	77	36.690	59.406	41	1 LAP	1:00.889	41	1 LAP	1:04.761	45	38.245	57.420
45	33.965	58.022	99	2 LAPS	1:07.105	45	37.008	57.766	51	49.264	58.552	41	1 LAP	1:01.659
35	1 LAP	1:01.538	51	44.901	58.705	51	47.505	59.884				51	52.068	1:00.226
51	42.743	58.615	35	1 LAP	1:02.431	77	51.204	1:11.794						
66	1 LAP	1:00.309	66	1 LAP	1:01.574	99	2 LAPS	1:07.677						
7	54.487	59.455				35	1 LAP	1:01.496						
54	55.460	59.212				66	1 LAP	1:01.143						

Top Hat

RACE 1 - LAP CHART

Lap 21			Lap 22			Lap 23			Lap 24			Lap 25		
No	Behind	Laptime	No	Behind	Laptime	No	Behind	Laptime	No	Behind	Laptime	No	Behind	Laptime
8		56.437	8		56.980	8		56.562	8		57.082	8		56.607
6	2.691	57.183	50	4 LAPS	2:27.473	6	2.347	56.557	6	2.057	56.792	6	2.244	56.794
66	2 LAPS	1:02.384	6	2.352	56.641	50	4 LAPS	1:06.894	41	2 LAPS	1:02.968	99	5 LAPS	2:29.047
99	3 LAPS	1:05.325	99	3 LAPS	1:06.196	51	2 LAPS	2:13.536	51	2 LAPS	58.644	41	2 LAPS	1:01.043
7	2 LAPS	57.981	7	2 LAPS	57.333	7	2 LAPS	57.155	50	4 LAPS	1:06.149	51	2 LAPS	58.476
54	2 LAPS	2:13.898	54	2 LAPS	59.049	54	2 LAPS	59.218	7	2 LAPS	57.012	7	2 LAPS	57.369
93	37.363	58.393	35	3 LAPS	2:26.517	66	3 LAPS	2:18.067	54	2 LAPS	59.532	50	4 LAPS	1:06.364
45	39.492	57.684	93	38.293	57.910	93	40.842	59.111	66	3 LAPS	58.757	54	2 LAPS	59.209
41	1 LAP	1:01.897	45	40.106	57.594	35	3 LAPS	1:01.655	93	43.931	1:00.171	66	3 LAPS	59.068
39	1 LAP	2:15.572	39	1 LAP	58.609	45	42.504	58.960	35	3 LAPS	1:02.083	35	3 LAPS	1:01.383
			41	1 LAP	1:01.629	39	1 LAP	58.027	39	1 LAP	58.546	39	1 LAP	57.212

Top Hat

RACE 1 - LAP CHART

Lap 26			Lap 27			Lap 28			Lap 29			Lap 30		
No	Behind	Laptime	No	Behind	Laptime	No	Behind	Laptime	No	Behind	Laptime	No	Behind	Laptime
8		58.013	6		58.745	8		56.632	8		56.657	8		56.974
6	0.856	56.625	99	5 LAPS	1:05.694	6	3.898	2:12.261	6	4.157	56.916	6	4.260	57.077
45	2 LAPS	2:10.710	51	2 LAPS	59.092	51	1 LAP	58.537	51	1 LAP	58.628	50	4 LAPS	1:07.466
99	5 LAPS	1:05.167	7	2 LAPS	57.246	7	1 LAP	57.180	7	1 LAP	56.749	7	1 LAP	56.862
41	2 LAPS	1:03.923	93	2 LAPS	2:39.277	99	4 LAPS	1:06.442	93	1 LAP	59.103	51	1 LAP	58.519
51	2 LAPS	59.359	54	2 LAPS	59.457	93	1 LAP	59.568	99	4 LAPS	1:06.411	93	1 LAP	58.543
7	2 LAPS	57.144	66	3 LAPS	59.118	54	1 LAP	59.271	54	1 LAP	58.928	54	1 LAP	59.576
54	2 LAPS	59.743	50	4 LAPS	1:08.090	66	2 LAPS	59.363	66	2 LAPS	58.826	66	2 LAPS	59.670
66	3 LAPS	58.639	39	1 LAP	57.328	39	38.291	57.384	39	38.707	57.073	99	4 LAPS	1:05.483
50	4 LAPS	1:06.578	35	3 LAPS	1:00.878	41	2 LAPS	1:02.755	41	2 LAPS	1:00.940	39	38.619	56.886
35	3 LAPS	1:01.707	45	1 LAP	57.451	45	43.765	57.749	45	44.859	57.751	45	44.969	57.084
39	1 LAP	57.008	8	1:11.731	2:11.332	35	2 LAPS	1:01.325	35	2 LAPS	1:00.946	41	2 LAPS	1:01.158
45	1 LAP	57.465	51	1 LAP	59.148	50	3 LAPS	1:06.219						
			99	4 LAPS	1:05.246									
			7	1 LAP	56.955									

Top Hat

RACE 1 - LAP CHART

Lap 31			Lap 32			Lap 33			Lap 34			Lap 35		
No	Behind	Laptime	No	Behind	Laptime	No	Behind	Laptime	No	Behind	Laptime	No	Behind	Laptime
8		56.710	8		57.050	8		56.633	8		56.959	8		56.843
35	3 LAPS	1:01.637	6	3.784	56.773	41	3 LAPS	1:02.474	6	3.833	56.817	6	3.753	56.763
6	4.061	56.511	35	3 LAPS	1:01.186	6	3.975	56.824	99	5 LAPS	1:06.084	7	1 LAP	56.866
7	1 LAP	56.737	7	1 LAP	56.544	7	1 LAP	57.123	41	3 LAPS	1:02.274	41	3 LAPS	1:02.209
51	1 LAP	58.863	51	1 LAP	58.879	35	3 LAPS	1:01.193	7	1 LAP	56.790	99	5 LAPS	1:05.372
50	4 LAPS	1:05.491	50	4 LAPS	1:05.784	51	1 LAP	58.555	35	3 LAPS	1:00.826	35	3 LAPS	1:01.465
93	1 LAP	59.086	93	1 LAP	58.686	93	1 LAP	58.314	51	1 LAP	58.940	51	1 LAP	58.539
54	1 LAP	58.273	66	2 LAPS	58.587	50	4 LAPS	1:07.578	93	1 LAP	58.294	93	1 LAP	58.561
66	2 LAPS	58.327	54	1 LAP	59.010	39	39.484	57.129	39	40.056	57.531	39	40.309	57.096
39	39.280	57.371	39	38.988	56.758	54	1 LAP	1:00.030	54	1 LAP	58.805	54	1 LAP	58.363
45	45.935	57.676	45	46.757	57.872	66	2 LAPS	1:00.551	66	2 LAPS	58.903	66	2 LAPS	58.100
99	4 LAPS	1:06.156	99	4 LAPS	1:05.168	45	47.658	57.534	50	4 LAPS	1:05.701	45	50.078	58.174
41	2 LAPS	1:01.014							45	48.747	58.048	50	4 LAPS	1:05.407

Top Hat

RACE 1 - LAP CHART

Lap 36			Lap 37			Lap 38			Lap 39			Lap 40		
No	Behind	Laptime	No	Behind	Laptime	No	Behind	Laptime	No	Behind	Laptime	No	Behind	Laptime
8		56.665	8		56.826	8		56.897	8		56.963	8		57.054
6	4.207	57.119	50	5 LAPS	1:05.382	6	3.467	56.482	6	3.002	56.498	6	2.380	56.432
7	1 LAP	56.750	6	3.882	56.501	7	1 LAP	57.319	7	1 LAP	57.621	7	1 LAP	57.799
41	3 LAPS	1:01.041	7	1 LAP	56.844	50	5 LAPS	1:05.079	50	5 LAPS	1:04.069	50	5 LAPS	1:03.589
99	5 LAPS	1:04.902	41	3 LAPS	1:01.167	41	3 LAPS	1:01.341	41	3 LAPS	1:01.550	51	1 LAP	59.454
35	3 LAPS	1:00.741	51	1 LAP	1:00.329	51	1 LAP	58.675	51	1 LAP	58.681	41	3 LAPS	1:02.559
51	1 LAP	58.766	99	5 LAPS	1:04.699	35	3 LAPS	1:01.863	93	1 LAP	58.122	39	40.527	57.650
93	1 LAP	58.449	35	3 LAPS	1:04.730	93	1 LAP	58.427	39	39.931	56.680	93	1 LAP	59.076
39	40.573	56.929	93	1 LAP	58.311	39	40.214	56.948	35	3 LAPS	1:02.284	35	3 LAPS	1:01.335
66	2 LAPS	58.404	39	40.163	56.416	99	5 LAPS	1:06.403	99	5 LAPS	1:04.812	54	1 LAP	57.977
54	1 LAP	58.778	66	2 LAPS	58.324	66	2 LAPS	59.036	54	1 LAP	58.220	66	2 LAPS	58.899
45	51.043	57.630	54	1 LAP	58.860	54	1 LAP	58.270	66	2 LAPS	58.350	45	55.222	58.644
			45	52.133	57.916	45	52.968	57.732	45	53.632	57.627			

Top Hat

RACE 1 - LAP CHART

Lap 41			Lap 42			Lap 43			Lap 44			Lap 45		
No	Behind	Laptime	No	Behind	Laptime	No	Behind	Laptime	No	Behind	Laptime	No	Behind	Laptime
8		57.215	8		56.753	8		56.966	8		56.789	8		57.041
99	6 LAPS	1:06.540	6	1.337	56.591	35	4 LAPS	1:03.622	6	0.929	56.404	50	6 LAPS	1:04.193
6	1.499	56.334	99	6 LAPS	1:05.008	6	1.314	56.943	45	1 LAP	58.984	6	0.945	57.057
7	1 LAP	57.716	7	1 LAP	58.192	45	1 LAP	1:00.089	35	4 LAPS	1:02.030	54	2 LAPS	59.635
50	5 LAPS	1:04.204	51	1 LAP	59.538	7	1 LAP	58.006	7	1 LAP	57.262	66	3 LAPS	1:00.214
51	1 LAP	58.604	39	40.107	56.941	99	6 LAPS	1:05.589	99	6 LAPS	1:05.199	45	1 LAP	58.632
39	39.919	56.607	50	5 LAPS	1:05.933	51	1 LAP	58.473	39	41.113	58.033	35	4 LAPS	1:01.358
41	3 LAPS	1:02.665	93	1 LAP	57.692	39	39.869	56.728	51	1 LAP	59.126	7	1 LAP	57.584
93	1 LAP	58.064	41	3 LAPS	1:01.419	93	1 LAP	58.201	93	1 LAP	58.181	99	6 LAPS	1:05.112
35	3 LAPS	1:02.143	54	1 LAP	59.107	50	5 LAPS	1:05.362	41	3 LAPS	1:01.792	39	41.970	57.898
54	1 LAP	57.993	66	2 LAPS	58.760	41	3 LAPS	1:01.194				51	1 LAP	58.048
66	2 LAPS	57.770				54	1 LAP	58.484				93	1 LAP	57.927
45	56.043	58.036				66	2 LAPS	58.531						

Top Hat

RACE 1 - LAP CHART

Lap 46			Lap 47		
No	Behind	Laptime	No	Behind	Laptime
8		57.172	8		57.654
6	0.861	57.088	6	0.333	57.126
54	2 LAPS	59.279	39	1 LAP	1:15.123
66	3 LAPS	59.154	54	2 LAPS	58.247
41	4 LAPS	1:04.457	66	3 LAPS	58.688
45	1 LAP	58.870	45	1 LAP	59.351
50	6 LAPS	1:04.763	41	4 LAPS	1:02.720
35	4 LAPS	1:01.472	50	6 LAPS	1:03.771
7	1 LAP	57.850	7	1 LAP	58.073
99	6 LAPS	1:05.251	35	4 LAPS	1:00.873
51	1 LAP	59.732	51	1 LAP	58.822
93	1 LAP	58.374	93	1 LAP	57.939
			99	6 LAPS	1:05.995

Stars of the 70s with Touring 70s

QUALIFYING - RACE 2 - CLASSIFICATION

POS	NO	CL	NAME	ENTRY	TIME	ON	LAPS	GAP	DIFF	MPH
1	45	I	HAMMOND/HATHAWAY	Chevrolet Camaro	54.672	18	19			88.89
2	127	2D	Laki CHRISTOFOROU	Ford Escort Mkl RS1600	56.507	16	18	1.835	1.835	86.00
3	2	2C	WOODMAN/COX	Ford Cologne Capri	56.718	9	14	2.046	0.211	85.68
4	4	2C	James HANSON	Ford Cologne Capri	56.742	5	6	2.070	0.024	85.65
5	34	2C	RANDALL/MARKEY	BMW 3.0 CSL	56.834	4	15	2.162	0.092	85.51
6	15	I	PEPPER/CUNNINGHAM	Ford Shelby Mustang GT 350	57.768	10	12	3.096	0.934	84.12
7	68	2D	Mark WRIGHT	Ford Escort MkII	58.342	13	14	3.670	0.574	83.30
8	93	GT	Harry WYNDHAM	Jaguar E type	59.831	16	22	5.159	1.489	81.22
9	91	4A	WILLIAMS/NEWALL	Porsche 911 RSL	1:00.667	20	21	5.995	0.836	80.10
10	5	TCA	FOWLER/MCLOUGHLIN	Ford Capri 3.0S	1:01.270	18	18	6.598	0.603	79.32
11	7	TCA	Alan DAFFIN	Ford Capri 3.0S	1:04.760	22	22	10.088	3.490	75.04
12	77	TCA	Tommy GILMARTIN	Ford Capri 3.0S	1:05.356	6	12	10.684	0.596	74.36
13	37	TCA	Henry MANN	Ford Capri 3.0S	1:05.854	3	9	11.182	0.498	73.79
14	57	TCB	David HALL	Vauxhall Firenza	1:06.353	18	20	11.681	0.499	73.24
15	18	TCB	Chris CLARKSON	BMW 2002	1:06.555	3	11	11.883	0.202	73.02
16	66	TCB	John SYMES	Alfa Romeo GT Jnr	1:07.318	20	20	12.646	0.763	72.19
17	46	GT	John REAKS	MG Midget	1:08.191	14	15	13.519	0.873	71.26
18	33	TCB	Ken CLARKE	Triumph Dolomite Sprint	1:09.815	9	11	15.143	1.624	69.61
19	166	GT	PEARSON/DEVINE	Triumph TR4	1:10.258	2	2	15.586	0.443	69.17

CAR 2 - NO WORKING TRANSPONDER

Weather / Track : Cloudy / Damp

These results are provisional until the conclusion of any judicial and technical matters.

Mallory Park
Circuit Length = 1.3500 miles
Start: 10:06 End: 10:32

Clerk of Course :

Timekeeper :

Stars of the 70s with Touring 70s

QUALIFYING - RACE 2 - LAP ANALYSIS

2	WOODMAN/COX						Ford Cologne Capri					
1 -	1:06.972	+ 10.254	10:09:06.228	8 -	58.050	+ 1.332	10:20:41.436					
2 -	1:04.719	+ 8.001	10:10:10.947	9 -	56.718		10:21:38.154					
3 -	1:06.757	+ 10.039	10:11:17.704	10 -	58.354	+ 1.636	10:22:36.508					
4 -	5:25.385	+ 4:28.667	10:16:43.089	11 -	58.067	+ 1.349	10:23:34.575					
5 -	1:01.037	+ 4.319	10:17:44.126	12 -	59.648	+ 2.930	10:24:34.223					
6 -	59.997	+ 3.279	10:18:44.123	13 -	58.379	+ 1.661	10:25:32.602					
7 -	59.263	+ 2.545	10:19:43.386	14 -	1:05.146	+ 8.428	10:26:37.748					
4	James HANSON						Ford Cologne Capri					
1 -	1:00.296	+ 3.554	10:09:09.397	4 -	18:13.950	+ 17:17.208	10:29:19.742					
2 -	57.637	+ 0.895	10:10:07.034	5 -	56.742		10:30:16.484					
3 -	58.758	+ 2.016	10:11:05.792	6 -	1:00.084	+ 3.342	10:31:16.568					
5	FOWLER/MCLOUGHLIN						Ford Capri 3.0S					
1 -	1:07.311	+ 6.041	10:10:43.396	10 -	1:05.471	+ 4.201	10:21:55.925					
2 -	1:05.372	+ 4.102	10:11:48.768	11 -	1:04.946	+ 3.676	10:23:00.871					
3 -	1:04.592	+ 3.322	10:12:53.360	12 -	1:02.386	+ 1.116	10:24:03.257					
4 -	1:03.019	+ 1.749	10:13:56.379	13 -	1:02.557	+ 1.287	10:25:05.814					
5 -	1:03.845	+ 2.575	10:15:00.224	14 -	1:02.693	+ 1.423	10:26:08.507					
6 -	1:04.992	+ 3.722	10:16:05.216	15 -	1:01.918	+ 0.648	10:27:10.425					
7 -	2:36.958	+ 1:35.688	10:18:42.174	16 -	1:08.034	+ 6.764	10:28:18.459					
8 -	1:04.642	+ 3.372	10:19:46.816	17 -	2:34.706	+ 1:33.436	10:30:53.165					
9 -	1:03.638	+ 2.368	10:20:50.454	18 -	1:01.270		10:31:54.435					
7	Alan DAFFIN						Ford Capri 3.0S					
1 -	1:10.956	+ 6.196	10:08:47.388	12 -	1:06.834	+ 2.074	10:21:10.345					
2 -	1:08.445	+ 3.685	10:09:55.833	13 -	1:07.533	+ 2.773	10:22:17.878					
3 -	1:07.263	+ 2.503	10:11:03.096	14 -	1:08.098	+ 3.338	10:23:25.976					
4 -	1:06.642	+ 1.882	10:12:09.738	15 -	1:06.035	+ 1.275	10:24:32.011					
5 -	1:07.736	+ 2.976	10:13:17.474	16 -	1:06.328	+ 1.568	10:25:38.339					
6 -	1:07.049	+ 2.289	10:14:24.523	17 -	1:05.525	+ 0.765	10:26:43.864					
7 -	1:08.243	+ 3.483	10:15:32.766	18 -	1:05.223	+ 0.463	10:27:49.087					
8 -	1:08.444	+ 3.684	10:16:41.210	19 -	1:05.085	+ 0.325	10:28:54.172					
9 -	1:08.070	+ 3.310	10:17:49.280	20 -	1:05.617	+ 0.857	10:29:59.789					
10 -	1:06.635	+ 1.875	10:18:55.915	21 -	1:04.850	+ 0.090	10:31:04.639					
11 -	1:07.596	+ 2.836	10:20:03.511	22 -	1:04.760		10:32:09.399					
15	PEPPER/CUNNINGHAM						Ford Shelby Mustang GT 350					
1 -	3:01.168	+ 2:03.400	10:11:34.372	7 -	58.885	+ 1.117	10:20:23.119					
2 -	1:01.290	+ 3.522	10:12:35.662	8 -	58.296	+ 0.528	10:21:21.415					
3 -	1:07.306	+ 9.538	10:13:42.968	9 -	59.885	+ 2.117	10:22:21.300					
4 -	1:05.846	+ 8.078	10:14:48.814	10 -	57.768		10:23:19.068					
5 -	3:35.604	+ 2:37.836	10:18:24.418	11 -	1:02.446	+ 4.678	10:24:21.514					
6 -	59.816	+ 2.048	10:19:24.234	12 -	2:25.504	+ 1:27.736	10:26:47.018					
18	Chris CLARKSON						BMW 2002					
1 -	1:10.031	+ 3.476	10:09:13.605	7 -	1:06.862	+ 0.307	10:15:57.645					
2 -	1:07.054	+ 0.499	10:10:20.659	8 -	1:07.080	+ 0.525	10:17:04.725					
3 -	1:06.555		10:11:27.214	9 -	1:07.493	+ 0.938	10:18:12.218					
4 -	1:07.139	+ 0.584	10:12:34.353	10 -	1:08.768	+ 2.213	10:19:20.986					
5 -	1:07.425	+ 0.870	10:13:41.778	11 -	1:11.134	+ 4.579	10:20:32.120					
6 -	1:09.005	+ 2.450	10:14:50.783									
33	Ken CLARKE						Triumph Dolomite Sprint					
1 -	2:27.253	+ 1:17.438	10:11:19.284	7 -	1:09.943	+ 0.128	10:18:27.493					
2 -	1:10.463	+ 0.648	10:12:29.747	8 -	1:11.964	+ 2.149	10:19:39.457					
3 -	1:10.597	+ 0.782	10:13:40.344	9 -	1:09.815		10:20:49.272					
4 -	1:14.196	+ 4.381	10:14:54.540	10 -	1:10.097	+ 0.282	10:21:59.369					
5 -	1:12.187	+ 2.372	10:16:06.727	11 -	1:14.006	+ 4.191	10:23:13.375					
6 -	1:10.823	+ 1.008	10:17:17.550									

Weather / Track : Cloudy / Wet

Stars of the 70s with Touring 70s
QUALIFYING - RACE 2 - LAP ANALYSIS

34	RANDALL/MARKEY		BMW 3.0 CSL				
1 -	58.115	+ 1.281	10:08:34.480	9 -	57.980	+ 1.146	10:21:36.492
2 -	1:04.900	+ 8.066	10:09:39.380	10 -	59.243	+ 2.409	10:22:35.735
3 -	1:18.209	+ 21.375	10:10:57.589	11 -	58.113	+ 1.279	10:23:33.848
4 -	56.834		10:11:54.423	12 -	58.019	+ 1.185	10:24:31.867
5 -	1:05.388	+ 8.554	10:12:59.811	13 -	57.596	+ 0.762	10:25:29.463
6 -	5:37.316	+ 4:40.482	10:18:37.127	14 -	59.232	+ 2.398	10:26:28.695
7 -	1:00.433	+ 3.599	10:19:37.560	15 -	1:05.247	+ 8.413	10:27:33.942
8 -	1:00.952	+ 4.118	10:20:38.512				
37	Henry MANN		Ford Capri 3.0S				
1 -	1:10.740	+ 4.886	10:09:33.468	6 -	3:49.203	+ 2:43.349	10:18:34.192
2 -	1:08.018	+ 2.164	10:10:41.486	7 -	1:08.458	+ 2.604	10:19:42.650
3 -	1:05.854		10:11:47.340	8 -	1:34.248	+ 28.394	10:21:16.898
4 -	1:47.436	+ 41.582	10:13:34.776	9 -	1:17.630	+ 11.776	10:22:34.528
5 -	1:10.213	+ 4.359	10:14:44.989				
45	HAMMOND/HATHAWAY		Chevrolet Camaro				
1 -	1:03.960	+ 9.288	10:08:41.089	11 -	1:47.322	+ 52.650	10:19:21.369
2 -	59.493	+ 4.821	10:09:40.582	12 -	55.629	+ 0.957	10:20:16.998
3 -	1:00.119	+ 5.447	10:10:40.701	13 -	55.425	+ 0.753	10:21:12.423
4 -	57.600	+ 2.928	10:11:38.301	14 -	55.853	+ 1.181	10:22:08.276
5 -	58.466	+ 3.794	10:12:36.767	15 -	55.404	+ 0.732	10:23:03.680
6 -	1:01.125	+ 6.453	10:13:37.892	16 -	54.816	+ 0.144	10:23:58.496
7 -	58.105	+ 3.433	10:14:35.997	17 -	54.763	+ 0.091	10:24:53.259
8 -	58.968	+ 4.296	10:15:34.965	18 -	54.672		10:25:47.931
9 -	57.077	+ 2.405	10:16:32.042	19 -	1:03.656	+ 8.984	10:26:51.587
10 -	1:02.005	+ 7.333	10:17:34.047				
46	John REAKS		MG Midget				
1 -	1:13.610	+ 5.419	10:09:35.404	9 -	1:10.380	+ 2.189	10:19:07.704
2 -	1:13.200	+ 5.009	10:10:48.604	10 -	1:09.654	+ 1.463	10:20:17.358
3 -	1:11.348	+ 3.157	10:11:59.952	11 -	1:09.921	+ 1.730	10:21:27.279
4 -	1:11.839	+ 3.648	10:13:11.791	12 -	1:09.228	+ 1.037	10:22:36.507
5 -	1:11.162	+ 2.971	10:14:22.953	13 -	1:09.604	+ 1.413	10:23:46.111
6 -	1:13.041	+ 4.850	10:15:35.994	14 -	1:08.191		10:24:54.302
7 -	1:11.722	+ 3.531	10:16:47.716	15 -	2:22.754	+ 1:14.563	10:27:17.056
8 -	1:09.608	+ 1.417	10:17:57.324				
57	David HALL		Vauxhall Firenza				
1 -	1:13.157	+ 6.804	10:09:43.921	11 -	1:08.326	+ 1.973	10:21:15.692
2 -	1:10.648	+ 4.295	10:10:54.569	12 -	1:09.360	+ 3.007	10:22:25.052
3 -	1:09.062	+ 2.709	10:12:03.631	13 -	1:06.999	+ 0.646	10:23:32.051
4 -	1:10.941	+ 4.588	10:13:14.572	14 -	1:07.125	+ 0.772	10:24:39.176
5 -	1:09.629	+ 3.276	10:14:24.201	15 -	1:06.826	+ 0.473	10:25:46.002
6 -	1:10.808	+ 4.455	10:15:35.009	16 -	1:08.038	+ 1.685	10:26:54.040
7 -	1:08.079	+ 1.726	10:16:43.088	17 -	1:07.309	+ 0.956	10:28:01.349
8 -	1:08.271	+ 1.918	10:17:51.359	18 -	1:06.353		10:29:07.702
9 -	1:07.536	+ 1.183	10:18:58.895	19 -	1:06.477	+ 0.124	10:30:14.179
10 -	1:08.471	+ 2.118	10:20:07.366	20 -	1:07.205	+ 0.852	10:31:21.384
66	John SYMES		Alfa Romeo GT Jnr				
1 -	1:13.807	+ 6.489	10:09:33.572	11 -	1:08.557	+ 1.239	10:21:07.032
2 -	1:11.541	+ 4.223	10:10:45.113	12 -	1:10.595	+ 3.277	10:22:17.627
3 -	1:08.252	+ 0.934	10:11:53.365	13 -	1:10.039	+ 2.721	10:23:27.666
4 -	1:09.010	+ 1.692	10:13:02.375	14 -	1:09.276	+ 1.958	10:24:36.942
5 -	1:08.527	+ 1.209	10:14:10.902	15 -	1:09.932	+ 2.614	10:25:46.874
6 -	1:09.806	+ 2.488	10:15:20.708	16 -	1:09.238	+ 1.920	10:26:56.112
7 -	1:09.329	+ 2.011	10:16:30.037	17 -	1:07.341	+ 0.023	10:28:03.453
8 -	1:09.726	+ 2.408	10:17:39.763	18 -	1:07.520	+ 0.202	10:29:10.973
9 -	1:08.637	+ 1.319	10:18:48.400	19 -	1:07.864	+ 0.546	10:30:18.837
10 -	1:10.075	+ 2.757	10:19:58.475	20 -	1:07.318		10:31:26.155

Mallory Park
Circuit Length = 1.3500 miles
Start: 10:06 End: 10:32

Weather / Track : Cloudy / Wet

Stars of the 70s with Touring 70s


QUALIFYING - RACE 2 - LAP ANALYSIS

68	Mark WRIGHT		Ford Escort MkII				
1 -	1:05.897	+ 7.555	10:09:03.097	8 -	59.079	+ 0.737	10:15:59.139
2 -	1:01.001	+ 2.659	10:10:04.098	9 -	59.553	+ 1.211	10:16:58.692
3 -	58.991	+ 0.649	10:11:03.089	10 -	1:01.408	+ 3.066	10:18:00.100
4 -	59.271	+ 0.929	10:12:02.360	11 -	2:59.930	+ 2:01.588	10:21:00.030
5 -	59.943	+ 1.601	10:13:02.303	12 -	59.397	+ 1.055	10:21:59.427
6 -	59.079	+ 0.737	10:14:01.382	13 -	58.342		10:22:57.769
7 -	58.678	+ 0.336	10:15:00.060	14 -	1:00.302	+ 1.960	10:23:58.071
77	Tommy GILMARTIN		Ford Capri 3.0S				
1 -	1:11.497	+ 6.141	10:09:35.613	7 -	1:07.000	+ 1.644	10:16:15.989
2 -	1:07.272	+ 1.916	10:10:42.885	8 -	1:05.897	+ 0.541	10:17:21.886
3 -	1:07.150	+ 1.794	10:11:50.035	9 -	1:05.956	+ 0.600	10:18:27.842
4 -	1:07.114	+ 1.758	10:12:57.149	10 -	1:08.443	+ 3.087	10:19:36.285
5 -	1:06.484	+ 1.128	10:14:03.633	11 -	1:06.933	+ 1.577	10:20:43.218
6 -	1:05.356		10:15:08.989	12 -	1:10.899	+ 5.543	10:21:54.117
91	WILLIAMS/NEWALL		Porsche 911 RSL				
1 -	1:09.146	+ 8.479	10:09:02.949	12 -	1:04.172	+ 3.505	10:22:21.069
2 -	1:10.445	+ 9.778	10:10:13.394	13 -	1:04.100	+ 3.433	10:23:25.169
3 -	1:07.753	+ 7.086	10:11:21.147	14 -	1:01.540	+ 0.873	10:24:26.709
4 -	1:06.740	+ 6.073	10:12:27.887	15 -	1:01.165	+ 0.498	10:25:27.874
5 -	1:07.883	+ 7.216	10:13:35.770	16 -	1:00.920	+ 0.253	10:26:28.794
6 -	1:08.794	+ 8.127	10:14:44.564	17 -	1:02.552	+ 1.885	10:27:31.346
7 -	1:05.945	+ 5.278	10:15:50.509	18 -	1:01.053	+ 0.386	10:28:32.399
8 -	1:07.410	+ 6.743	10:16:57.919	19 -	1:02.539	+ 1.872	10:29:34.938
9 -	1:05.406	+ 4.739	10:18:03.325	20 -	1:00.667		10:30:35.605
10 -	1:08.047	+ 7.380	10:19:11.372	21 -	1:01.225	+ 0.558	10:31:36.830
11 -	2:05.525	+ 1:04.858	10:21:16.897				
93	Harry WYNDHAM		Jaguar E type				
1 -	1:07.145	+ 7.314	10:09:32.115	12 -	1:03.615	+ 3.784	10:21:03.925
2 -	1:04.079	+ 4.248	10:10:36.194	13 -	1:02.577	+ 2.746	10:22:06.502
3 -	1:01.466	+ 1.635	10:11:37.660	14 -	1:01.989	+ 2.158	10:23:08.491
4 -	1:02.470	+ 2.639	10:12:40.130	15 -	1:00.340	+ 0.509	10:24:08.831
5 -	1:03.477	+ 3.646	10:13:43.607	16 -	59.831		10:25:08.662
6 -	1:05.566	+ 5.735	10:14:49.173	17 -	1:00.358	+ 0.527	10:26:09.020
7 -	1:02.460	+ 2.629	10:15:51.633	18 -	1:01.984	+ 2.153	10:27:11.004
8 -	1:03.987	+ 4.156	10:16:55.620	19 -	1:02.054	+ 2.223	10:28:13.058
9 -	1:01.960	+ 2.129	10:17:57.580	20 -	1:00.505	+ 0.674	10:29:13.563
10 -	1:01.478	+ 1.647	10:18:59.058	21 -	1:00.963	+ 1.132	10:30:14.526
11 -	1:01.252	+ 1.421	10:20:00.310	22 -	1:02.711	+ 2.880	10:31:17.237
127	Laki CHRISTOFOROU		Ford Escort MkI RS1600				
1 -	1:06.894	+ 10.387	10:09:17.097	10 -	56.882	+ 0.375	10:23:57.138
2 -	1:05.712	+ 9.205	10:10:22.809	11 -	57.497	+ 0.990	10:24:54.635
3 -	1:04.851	+ 8.344	10:11:27.660	12 -	57.129	+ 0.622	10:25:51.764
4 -	1:07.613	+ 11.106	10:12:35.273	13 -	59.149	+ 2.642	10:26:50.913
5 -	6:28.450	+ 5:31.943	10:19:03.723	14 -	58.596	+ 2.089	10:27:49.509
6 -	58.548	+ 2.041	10:20:02.271	15 -	57.375	+ 0.868	10:28:46.884
7 -	1:00.886	+ 4.379	10:21:03.157	16 -	56.507		10:29:43.391
8 -	58.511	+ 2.004	10:22:01.668	17 -	56.513	+ 0.006	10:30:39.904
9 -	58.588	+ 2.081	10:23:00.256	18 -	57.020	+ 0.513	10:31:36.924
166	PEARSON/DEVINE		Triumph TR4				
1 -	1:12.185	+ 1.927	10:09:30.101	2 -	1:10.258		10:10:40.359

Weather / Track : Cloudy / Wet

Stars of the 70s with Touring 70s

RACE 2 - GRID

ROW 12	1:10.258 166 PEARSON/DEVINE	
ROW 11	1:08.191 46 John REAKS	1:09.815 33 Ken CLARKE
ROW 10	1:06.555 18 Chris CLARKSON	1:07.318 66 John SYMES
ROW 9	1:05.854 37 Henry MANN	1:06.353 57 David HALL
ROW 8	1:04.760 7 Alan DAFFIN	1:05.356 77 Tommy GILMARTIN
ROW 7	59.831 93 Harry WYNDHAM	1:01.270 5 FOWLER/MCLOUGHLIN
ROW 6		
ROW 5		
ROW 4	58.342 68 Mark WRIGHT	1:00.667 91 WILLIAMS/NEWALL
ROW 3	56.834 34 RANDALL/MARKEY	57.768 15 PEPPER/CUNNINGHAM
ROW 2	56.718 2 WOODMAN/COX	56.742 4 James HANSON
ROW 1	54.672 45 HAMMOND/HATHAWAY	56.507 127 Laki CHRISTOFOROU
Pole		
		

Mallory Park
Circuit Length = 1.3500 miles

These results are provisional until the conclusion of any judicial and technical matters.

Clerk of Course :		Timekeeper :

Stars of the 70s with Touring 70s

RACE 2 - CLASSIFICATION

POS	NO	CL	NAME	ENTRY	LAPS	TIME	GAP	DIFF	MPH	BEST	ON
1	45	I	HAMMOND/HATHAWAY	Chevrolet Camaro	50	45:31.631			88.95	51.429	3
2	93	GT	Harry WYNDHAM	Jaguar E type	48	46:02.871	2 laps	2 laps	84.43	54.642	3
3	68	2D	Mark WRIGHT	Ford Escort MkII	47	45:55.548	3 laps	1 lap	82.89	51.282	4
4	91	4A	WILLIAMS/NEWALL	Porsche 911 RSL	46	45:53.774	4 laps	1 lap	81.18	55.587	33
5	18	TCB	Chris CLARKSON	BMW 2002	46	46:04.081	4 laps	10.307	80.87	57.085	6
6	7	TCA	Alan DAFFIN	Ford Capri 3.0S	46	46:11.559	4 laps	7.478	80.66	57.012	6
7	166	GT	PEARSON/DEVINE	Triumph TR4	45	46:19.106	5 laps	1 lap	78.69	57.985	38
8	33	TCB	Ken CLARKE	Triumph Dolomite Sprint	45	46:25.242	5 laps	6.136	78.52	58.538	24
9	66	TCB	John SYMES	Alfa Romeo GT Jnr	44	46:06.416	6 laps	1 lap	77.29	59.460	22
10	4	2C	James HANSON	Ford Cologne Capri	18	42:18.508	32 laps	26 laps	34.46	50.373	15

NOT CLASSIFIED

DNC	5	TCA	FOWLER/MCLOUGHLIN	Ford Capri 3.0S	35	34:20.109	15 laps	0.000	82.56	54.772	7
DNC	77	TCA	Tommy GILMARTIN	Ford Capri 3.0S	12	12:04.185	38 laps	23 laps	80.53	57.185	6
DNC	37	TCA	Henry MANN	Ford Capri 3.0S	11	11:12.058	39 laps	1 lap	79.54	57.091	5
DNC	57	TCB	David HALL	Vauxhall Firenza	25	27:27.752	25 laps	0.000	73.73	58.506	15
DNC	34	2C	RANDALL/MARKEY	BMW 3.0 CSL	13	27:25.998	37 laps	12 laps	38.38	50.674	4
DNC	2	2C	WOODMAN/COX	Ford Cologne Capri	2	1:51.062	48 laps	11 laps	87.51	51.577	2
DNC	70	2D	Nicolas CORREA	Datsun 1600	21	28:58.168	29 laps	0.000	58.71	57.362	17
DNC	127	2D	Laki CHRISTOFOROU	Ford Escort MkI RS1600	16	14:53.674	34 laps	5 laps	87.01	53.479	2

FASTEST LAP

93	GT	Harry WYNDHAM	Jaguar E type	3	54.642	88.94 mph	143.13 kph
5	TCA	FOWLER/MCLOUGHLIN	Ford Capri 3.0S	7	54.772	88.73 mph	142.79 kph
18	TCB	Chris CLARKSON	BMW 2002	6	57.085	85.13 mph	137.01 kph
4	2C	James HANSON	Ford Cologne Capri	15	50.373	96.47 mph	155.26 kph
68	2D	Mark WRIGHT	Ford Escort MkII	4	51.282	94.76 mph	152.51 kph
91	4A	WILLIAMS/NEWALL	Porsche 911 RSL	33	55.587	87.42 mph	140.70 kph
45	I	HAMMOND/HATHAWAY	Chevrolet Camaro	3	51.429	94.49 mph	152.08 kph

Weather / Track : Bright / Dry

These results are provisional until the conclusion of any judicial and technical matters.

Mallory Park
Circuit Length = 1.3500 miles
Start: 14:07 End: 14:53

Clerk of Course :

Timekeeper :

Stars of the 70s with Touring 70s

RACE 2 - CLASSIFICATION - STARS OF 70'S - AMENDED

POS	NO	CL	NAME	ENTRY	LAPS	TIME	GAP	DIFF	MPH	BEST	ON
1	93	GT	Harry WYNDHAM	Jaguar E type	48	46:02.871			84.43	54.642	3
2	18	TCB	Chris CLARKSON	BMW 2002	46	46:04.081	2 laps	2 laps	80.87	57.085	6
3	7	TCA	Alan DAFFIN	Ford Capri 3.0S	46	46:11.559	2 laps	7.478	80.66	57.012	6
4	166	GT	PEARSON/DEVINE	Triumph TR4	45	46:19.106	3 laps	1 lap	78.69	57.985	38
5	33	TCB	Ken CLARKE	Triumph Dolomite Sprint	45	46:25.242	3 laps	6.136	78.52	58.538	24
6	66	TCB	John SYMES	Alfa Romeo GT Jnr	44	46:06.416	4 laps	1 lap	77.29	59.460	22

NOT CLASSIFIED

DNC	46	GT	John REAKS	MG Midget	0						
DNC	5	TCA	FOWLER/MCLOUGHLIN	Ford Capri 3.0S	35	34:20.109	13 laps	0.000	82.56	54.772	7
DNC	77	TCA	Tommy GILMARTIN	Ford Capri 3.0S	12	12:04.185	36 laps	23 laps	80.53	57.185	6
DNC	37	TCA	Henry MANN	Ford Capri 3.0S	11	11:12.058	37 laps	1 lap	79.54	57.091	5
DNC	57	TCB	David HALL	Vauxhall Firenza	25	27:27.752	23 laps	0.000	73.73	58.506	15

FASTEST LAP

93	GT	Harry WYNDHAM	Jaguar E type	3	54.642	88.94 mph	143.13 kph
5	TCA	FOWLER/MCLOUGHLIN	Ford Capri 3.0S	7	54.772	88.73 mph	142.79 kph
18	TCB	Chris CLARKSON	BMW 2002	6	57.085	85.13 mph	137.01 kph

Weather / Track : Bright / Dry

These results are provisional until the conclusion of any judicial and technical matters.

Mallory Park
Circuit Length = 1.3500 miles
Start: 14:07 End: 14:53

Clerk of Course :		Timekeeper :
-------------------	--	--------------

Stars of the 70s with Touring 70s

RACE 2 - CLASSIFICATION - TOURING 70'S - AMENDED

POS	NO	CL	NAME	ENTRY	LAPS	TIME	GAP	DIFF	MPH	BEST	ON
1	45	I	HAMMOND/HATHAWAY	Chevrolet Camaro	50	45:31.631			88.95	51.429	3
2	68	2D	Mark WRIGHT	Ford Escort MkII	47	45:55.548	3 laps	3 laps	82.89	51.282	4
3	91	4A	WILLIAMS/NEWALL	Porsche 911 RSL	46	45:53.774	4 laps	1 lap	81.18	55.587	33
4	4	2C	James HANSON	Ford Cologne Capri	18	42:18.508	32 laps	28 laps	34.46	50.373	15

NOT CLASSIFIED

DNC	34	2C	RANDALL/MARKEY	BMW 3.0 CSL	13	27:25.998	37 laps	5 laps	38.38	50.674	4
DNC	2	2C	WOODMAN/COX	Ford Cologne Capri	2	1:51.062	48 laps	11 laps	87.51	51.577	2
DNC	70	2D	Nicolas CORREA	Datsun 1600	21	28:58.168	29 laps	0.000	58.71	57.362	17
DNC	127	2D	Laki CHRISTOFOROU	Ford Escort MkI RS1600	16	14:53.674	34 laps	5 laps	87.01	53.479	2

FASTEST LAP

4	2C	James HANSON	Ford Cologne Capri	15	50.373	96.47 mph	155.26 kph
68	2D	Mark WRIGHT	Ford Escort MkII	4	51.282	94.76 mph	152.51 kph
91	4A	WILLIAMS/NEWALL	Porsche 911 RSL	33	55.587	87.42 mph	140.70 kph
45	I	HAMMOND/HATHAWAY	Chevrolet Camaro	3	51.429	94.49 mph	152.08 kph

Weather / Track : Bright / Dry

These results are provisional until the conclusion of any judicial and technical matters.

Mallory Park
Circuit Length = 1.3500 miles
Start: 14:07 End: 14:53

Clerk of Course :		Timekeeper :
-------------------	--	--------------

Stars of the 70s with Touring 70s

RACE 2 - LAP CHART

Lap 1			Lap 2			Lap 3			Lap 4			Lap 5		
No	Behind	Laptime	No	Behind	Laptime	No	Behind	Laptime	No	Behind	Laptime	No	Behind	Laptime
45		58.384	45		51.704	45		51.429	45		51.969	45		51.682
2	1.101	59.485	2	0.974	51.577	34	2.053	52.041	34	0.758	50.674	68	1.924	51.712
34	1.760	1:00.144	34	1.441	51.385	68	2.581	52.007	68	1.894	51.282	34	10.391	1:01.315
68	2.041	1:00.425	68	2.003	51.666	127	8.020	54.224	127	11.565	55.514	127	14.888	55.005
127	3.450	1:01.834	127	5.225	53.479	5	21.041	55.039	5	23.999	54.927	5	27.342	55.025
91	9.722	1:08.106	5	17.431	55.091	93	21.302	54.642	93	24.253	54.920	93	27.592	55.021
5	14.044	1:12.428	93	18.089	55.582	91	29.912	1:01.687	18	37.127	57.750	7	43.268	57.156
93	14.211	1:12.595	91	19.654	1:01.636	18	31.346	57.858	7	37.794	57.747	18	43.474	58.029
37	17.976	1:16.360	37	24.701	58.429	7	32.016	57.578	37	39.462	59.044	37	44.871	57.091
77	18.690	1:17.074	18	24.917	57.821	37	32.387	59.115	77	39.873	58.552	77	46.155	57.964
18	18.800	1:17.184	7	25.867	58.150	77	33.290	58.067	91	41.470	1:03.527	33	50.511	59.685
7	19.421	1:17.805	77	26.652	59.666	33	35.479	59.301	33	42.508	58.998	91	51.383	1:01.595
33	20.195	1:18.579	33	27.607	59.116	57	36.486	59.174	57	43.488	58.971	57	51.517	59.711
57	21.122	1:19.506	57	28.741	59.323	66	39.711	1:00.583	66	48.060	1:00.318			
66	21.992	1:20.376	66	30.557	1:00.269	166	40.863	1:00.398	166	49.739	1:00.845			
166	23.171	1:21.555	166	31.894	1:00.427	70	41.581	1:00.367	70	51.286	1:01.674			
70	23.531	1:21.915	70	32.643	1:00.816									

Stars of the 70s with Touring 70s

RACE 2 - LAP CHART

Lap 6			Lap 7			Lap 8			Lap 9			Lap 10		
No	Behind	Laptime	No	Behind	Laptime	No	Behind	Laptime	No	Behind	Laptime	No	Behind	Laptime
45		52.313	45		54.056	45		53.018	45		52.913	45		51.892
68	1.677	52.066	68	0.516	52.895	68	0.695	53.197	68	1.277	53.495	68	0.928	51.543
66	1 LAP	1:01.311	57	1 LAP	59.289	37	1 LAP	58.902	7	1 LAP	58.045	7	1 LAP	58.175
166	1 LAP	1:00.910	33	1 LAP	1:00.296	77	1 LAP	59.395	18	1 LAP	58.487	18	1 LAP	57.700
70	1 LAP	1:04.868	91	1 LAP	1:01.302	57	1 LAP	58.805	37	1 LAP	57.831	37	1 LAP	59.548
127	16.847	54.272	66	1 LAP	1:00.964	33	1 LAP	59.167	77	1 LAP	58.958	77	1 LAP	57.958
5	29.976	54.947	166	1 LAP	1:00.457	91	1 LAP	59.397	57	1 LAP	59.358	57	1 LAP	59.009
93	30.210	54.931	127	17.866	55.075	166	1 LAP	59.895	33	1 LAP	59.248	33	1 LAP	59.175
7	47.967	57.012	70	1 LAP	1:03.523	66	1 LAP	1:00.667	91	1 LAP	1:00.197	127	27.208	55.319
18	48.246	57.085	5	30.692	54.772	127	20.221	55.373	127	23.781	56.473	91	1 LAP	1:00.370
37	50.274	57.716	93	31.079	54.925	70	1 LAP	1:02.997	66	1 LAP	1:00.653	66	1 LAP	1:00.212
77	51.027	57.185	7	51.601	57.690	5	32.473	54.799	166	1 LAP	1:00.779	166	1 LAP	1:00.138
			18	51.816	57.626	93	32.811	54.750	5	35.116	55.556	5	38.362	55.138
									93	35.494	55.596	93	38.804	55.202
									70	1 LAP	1:06.484			

Stars of the 70s with Touring 70s

RACE 2 - LAP CHART

Lap 11			Lap 12			Lap 13			Lap 14			Lap 15		
No	Behind	Laptime	No	Behind	Laptime	No	Behind	Laptime	No	Behind	Laptime	No	Behind	Laptime
45		52.360	45		51.604	45		52.694	45		52.036	45		52.896
68	0.560	51.992	68	0.924	51.968	68	0.450	52.220	68	1.042	52.628	68	0.798	52.652
70	2 LAPS	1:04.327	70	2 LAPS	1:03.174	66	2 LAPS	1:01.931	66	2 LAPS	1:00.548	33	2 LAPS	1:01.342
7	1 LAP	57.559	7	1 LAP	58.079	166	2 LAPS	1:01.913	166	2 LAPS	1:00.511	91	2 LAPS	1:00.118
18	1 LAP	58.008	18	1 LAP	57.907	7	1 LAP	58.001	18	1 LAP	58.040	66	2 LAPS	1:00.298
37	1 LAP	58.029	77	1 LAP	58.592	18	1 LAP	57.646	7	1 LAP	59.136	166	2 LAPS	1:00.243
77	1 LAP	57.782	127	36.030	56.780	70	2 LAPS	1:05.339	70	2 LAPS	1:02.833	18	1 LAP	58.046
57	1 LAP	59.041	57	1 LAP	59.663	77	1 LAP	1:02.992	127	42.968	55.644	7	1 LAP	57.899
127	30.854	56.006	37	1 LAP	1:09.993	127	39.360	56.024	57	1 LAP	58.685	127	46.029	55.957
33	1 LAP	1:00.572	33	1 LAP	59.598	57	1 LAP	58.736	5	52.346	55.388	70	2 LAPS	1:02.855
91	1 LAP	59.643	91	1 LAP	59.233	33	1 LAP	59.184	93	52.841	55.684			
5	41.867	55.865	5	45.845	55.582	5	48.994	55.843						
93	42.734	56.290	93	46.161	55.031	93	49.193	55.726						
66	1 LAP	1:01.079				91	1 LAP	1:01.029						
166	1 LAP	1:01.138												

Stars of the 70s with Touring 70s

RACE 2 - LAP CHART

Lap 16			Lap 17			Lap 18			Lap 19			Lap 20		
No	Behind	Laptime	No	Behind	Laptime	No	Behind	Laptime	No	Behind	Laptime	No	Behind	Laptime
45		54.191	45		51.943	45		51.792	45		51.933	45		51.810
68	0.568	53.961	68	1.100	52.475	68	1.532	52.224	68	1.532	51.933	68	1.694	51.972
5	1 LAP	56.787	5	1 LAP	55.575	5	1 LAP	55.467	18	2 LAPS	58.834	18	2 LAPS	57.573
93	1 LAP	57.083	93	1 LAP	55.263	93	1 LAP	55.164	5	1 LAP	55.490	5	1 LAP	55.350
57	2 LAPS	1:00.239	70	3 LAPS	1:05.553	57	2 LAPS	59.258	93	1 LAP	55.556	93	1 LAP	55.290
33	2 LAPS	59.199	57	2 LAPS	58.506	33	2 LAPS	59.269	57	2 LAPS	58.656	7	3 LAPS	2:13.682
91	2 LAPS	59.446	33	2 LAPS	58.941	70	3 LAPS	1:06.253	33	2 LAPS	1:00.659	57	2 LAPS	59.282
166	2 LAPS	1:00.699	91	2 LAPS	1:00.349	91	2 LAPS	59.095	91	2 LAPS	58.920	91	2 LAPS	58.368
66	2 LAPS	1:00.940	166	2 LAPS	59.788	166	2 LAPS	59.294	166	2 LAPS	59.116			
18	1 LAP	57.753	66	2 LAPS	1:00.630	66	2 LAPS	1:00.055	66	2 LAPS	1:01.542			
7	1 LAP	58.309	18	1 LAP	57.836									
127	48.533	56.695	7	1 LAP	58.887									

Stars of the 70s with Touring 70s

RACE 2 - LAP CHART

Lap 21			Lap 22			Lap 23			Lap 24			Lap 25		
No	Behind	Laptime	No	Behind	Laptime	No	Behind	Laptime	No	Behind	Laptime	No	Behind	Laptime
45		52.734	45		52.005	45		52.750	45		52.504	45		54.704
68	0.890	51.930	68	0.753	51.868	68	0.471	52.468	68	0.906	52.939	57	3 LAPS	59.042
166	3 LAPS	1:00.587	33	4 LAPS	2:14.580	91	3 LAPS	1:00.162	91	3 LAPS	58.718	91	3 LAPS	1:00.627
18	2 LAPS	59.762	166	3 LAPS	59.200	33	4 LAPS	59.144	34	18 LAPS	10.45.21 ₂	34	18 LAPS	52.867
5	1 LAP	55.395	5	1 LAP	55.504	166	3 LAPS	59.067	33	4 LAPS	59.153	33	4 LAPS	58.811
93	1 LAP	55.416	93	1 LAP	56.741	5	1 LAP	55.760	166	3 LAPS	58.885	166	3 LAPS	59.131
7	3 LAPS	58.246	66	4 LAPS	2:15.792	66	4 LAPS	1:00.809	5	1 LAP	56.325	70	9 LAPS	6:18.835
57	2 LAPS	58.993	7	3 LAPS	58.228	18	3 LAPS	2:12.927	66	4 LAPS	1:01.105	18	3 LAPS	57.757
91	2 LAPS	57.899	57	2 LAPS	59.323	7	3 LAPS	57.921	18	3 LAPS	57.759	7	3 LAPS	57.336
						57	2 LAPS	59.003	7	3 LAPS	57.830	66	4 LAPS	1:01.042
									93	2 LAPS	2:14.195	93	2 LAPS	55.571
												57	2 LAPS	58.661
												68	1:04.870	1:58.668
												34	17 LAPS	52.606
												33	3 LAPS	59.173
												166	2 LAPS	1:00.479
												70	8 LAPS	57.362
												18	2 LAPS	57.819

Stars of the 70s with Touring 70s

RACE 2 - LAP CHART

Lap 26			Lap 27			Lap 28			Lap 29			Lap 30		
No	Behind	Laptime	No	Behind	Laptime	No	Behind	Laptime	No	Behind	Laptime	No	Behind	Laptime
68		52.740	68		52.617	68		52.936	68		52.477	68		53.766
34	17 LAPS	51.437	34	17 LAPS	52.062	34	17 LAPS	53.140	34	17 LAPS	52.180	57	5 LAPS	3:26.862
57	2 LAPS	1:00.656	66	4 LAPS	1:00.859	18	3 LAPS	57.975	93	2 LAPS	55.520	93	2 LAPS	55.016
45	7.578	2:05.188	45	7.451	52.490	7	3 LAPS	58.287	45	7.373	53.043	45	6.233	52.626
5	2 LAPS	2:31.800	5	2 LAPS	56.118	166	4 LAPS	2:19.801	18	3 LAPS	58.988	18	3 LAPS	57.342
91	3 LAPS	2:07.652	91	3 LAPS	55.896	45	6.807	52.292	7	3 LAPS	58.143	7	3 LAPS	57.541
33	3 LAPS	58.769	33	3 LAPS	58.538	66	4 LAPS	1:00.089	166	4 LAPS	1:00.564	166	4 LAPS	59.311
70	8 LAPS	1:00.914	93	1 LAP	55.619	5	2 LAPS	55.723	5	2 LAPS	55.990	5	2 LAPS	55.854
93	1 LAP	55.357				91	3 LAPS	56.136	66	4 LAPS	1:00.730	66	4 LAPS	59.534
18	2 LAPS	57.763				33	3 LAPS	1:00.253	70	10 LAPS	2:23.146	70	10 LAPS	58.792
7	2 LAPS	57.788				4	27 LAPS	50.444 ⁺ a	91	3 LAPS	56.857	91	3 LAPS	56.082
									4	27 LAPS	53.879	4	27 LAPS	52.821
									33	3 LAPS	1:00.760			
									34	16 LAPS	52.874			

Stars of the 70s with Touring 70s

RACE 2 - LAP CHART

Lap 31			Lap 32			Lap 33			Lap 34			Lap 35		
No	Behind	Laptime	No	Behind	Laptime	No	Behind	Laptime	No	Behind	Laptime	No	Behind	Laptime
68		55.245	68		52.564	68		51.748	68		52.011	68		52.483
33	4 LAPS	1:00.879	45	3.669	52.697	45	4.145	52.224	45	4.675	52.541	66	5 LAPS	1:00.574
93	2 LAPS	55.231	93	2 LAPS	56.053	93	2 LAPS	55.774	4	29 LAPS	52.163	45	4.817	52.625
45	3.536	52.548	33	4 LAPS	1:01.054	4	29 LAPS	2:09.585	93	2 LAPS	55.521	4	29 LAPS	51.039
18	3 LAPS	57.827	7	3 LAPS	57.975	33	4 LAPS	59.892	33	4 LAPS	59.451	93	2 LAPS	54.978
7	3 LAPS	57.553	18	3 LAPS	59.053	7	3 LAPS	57.784	5	2 LAPS	55.697	33	4 LAPS	59.742
5	2 LAPS	55.471	5	2 LAPS	55.355	18	3 LAPS	57.455	18	3 LAPS	58.251	5	2 LAPS	55.805
166	4 LAPS	59.218	166	4 LAPS	58.833	5	2 LAPS	55.415	7	3 LAPS	59.135	18	3 LAPS	57.560
66	4 LAPS	1:00.030	66	4 LAPS	1:00.248	166	4 LAPS	58.557	166	4 LAPS	58.365	7	3 LAPS	57.753
70	10 LAPS	1:06.141	91	3 LAPS	56.332	66	4 LAPS	1:00.289	91	3 LAPS	55.775	166	4 LAPS	58.501
91	3 LAPS	56.554				91	3 LAPS	55.840						

Stars of the 70s with Touring 70s

RACE 2 - LAP CHART

Lap 36			Lap 37			Lap 38			Lap 39			Lap 40		
No	Behind	Laptime	No	Behind	Laptime	No	Behind	Laptime	No	Behind	Laptime	No	Behind	Laptime
68		52.518	68		52.473	68		52.237	68		53.443	68		55.375
91	4 LAPS	56.254	166	5 LAPS	58.553	166	5 LAPS	58.531	18	4 LAPS	58.131	4	29 LAPS	51.656
45	5.777	53.478	91	4 LAPS	55.587	4	29 LAPS	52.255	7	4 LAPS	58.144	18	4 LAPS	57.593
4	29 LAPS	50.988	45	6.586	53.282	45	8.162	53.813	33	5 LAPS	1:01.426	7	4 LAPS	58.123
66	5 LAPS	1:00.750	4	29 LAPS	50.990	91	4 LAPS	57.032	4	29 LAPS	50.993	33	5 LAPS	59.840
93	2 LAPS	54.968	66	5 LAPS	1:00.562	93	2 LAPS	55.751	45	9.579	54.860	45	8.227	54.023
5	2 LAPS	56.422	93	2 LAPS	54.681	66	5 LAPS	1:00.960	91	4 LAPS	56.249	91	4 LAPS	55.809
33	4 LAPS	1:00.460	5	2 LAPS	58.406				166	5 LAPS	58.984	166	5 LAPS	58.212
18	3 LAPS	57.688	33	4 LAPS	59.941				93	2 LAPS	55.525	93	2 LAPS	55.268
7	3 LAPS	57.594	18	3 LAPS	57.329				66	5 LAPS	1:00.359	66	5 LAPS	1:00.963
			7	3 LAPS	57.504							4	28 LAPS	50.482
												18	3 LAPS	57.950

Stars of the 70s with Touring 70s

RACE 2 - LAP CHART

Lap 41			Lap 42			Lap 43			Lap 44			Lap 45		
No	Behind	Laptime	No	Behind	Laptime	No	Behind	Laptime	No	Behind	Laptime	No	Behind	Laptime
45		54.045	45		54.392	45		54.597	45		54.349	45		54.246
7	4 LAPS	57.630	18	4 LAPS	58.294	18	4 LAPS	59.012	18	4 LAPS	59.016	66	6 LAPS	1:00.639
33	5 LAPS	59.904	7	4 LAPS	59.472	7	4 LAPS	58.788	91	4 LAPS	58.366	91	4 LAPS	56.062
91	4 LAPS	55.619	91	4 LAPS	57.162	91	4 LAPS	55.959	7	4 LAPS	1:00.451	18	4 LAPS	58.647
166	5 LAPS	58.342	33	5 LAPS	1:00.399	33	5 LAPS	1:00.812	33	5 LAPS	59.467	7	4 LAPS	58.990
93	2 LAPS	54.938	166	5 LAPS	58.292	166	5 LAPS	57.985	166	5 LAPS	58.148	93	2 LAPS	56.973
66	5 LAPS	1:01.047	93	2 LAPS	55.725	93	2 LAPS	55.584	93	2 LAPS	56.545	4	28 LAPS	51.985
4	28 LAPS	50.875	4	28 LAPS	51.502	4	28 LAPS	50.373	4	28 LAPS	50.784	33	5 LAPS	1:01.338
			66	5 LAPS	1:01.573	66	5 LAPS	1:00.954	68	3 LAPS	4:20.655	166	5 LAPS	1:00.777
												68	3 LAPS	52.076

Stars of the 70s with Touring 70s

RACE 2 - LAP CHART

Lap 46			Lap 47			Lap 48			Lap 49			Lap 50		
No	Behind	Laptime	No	Behind	Laptime	No	Behind	Laptime	No	Behind	Laptime	No	Behind	Laptime
45		54.135	45		54.424	45		54.788	45		55.448	45		56.161
66	6 LAPS	1:01.586	66	6 LAPS	1:01.219	91	4 LAPS	56.572	91	4 LAPS	56.224	91	4 LAPS	56.522
91	4 LAPS	56.147	91	4 LAPS	55.662	66	6 LAPS	1:01.434	68	3 LAPS	53.327	68	3 LAPS	52.723
18	4 LAPS	57.531	18	4 LAPS	58.033	18	4 LAPS	57.973	18	4 LAPS	58.747	93	2 LAPS	55.748
7	4 LAPS	58.874	7	4 LAPS	58.382	68	3 LAPS	53.932	66	6 LAPS	1:00.546	18	4 LAPS	58.716
4	28 LAPS	53.889	68	3 LAPS	53.329	93	2 LAPS	55.980	93	2 LAPS	55.483	66	6 LAPS	1:00.887
93	2 LAPS	56.540	93	2 LAPS	55.762	7	4 LAPS	58.941	7	4 LAPS	58.887	7	4 LAPS	59.358
68	3 LAPS	52.687	166	5 LAPS	58.014	166	5 LAPS	58.342	166	5 LAPS	58.478	166	5 LAPS	58.577
166	5 LAPS	59.266	33	5 LAPS	59.406	33	5 LAPS	59.461	33	5 LAPS	59.838	33	5 LAPS	59.812
33	5 LAPS	1:00.610												

Oldies but Goldies

QUALIFYING - RACE 3 - CLASSIFICATION

POS	NO	CL	NAME	ENTRY	TIME	ON	LAPS	GAP	DIFF	MPH
1	27	S	Richard POSTINS	Austin A40	1:05.372	18	21			74.34
2	32	GT	Adam EALAND	Triumph TR3A	1:05.379	8	21	0.007	0.007	74.33
3	86	S	ELSON/PRESTON	Austin A40 Farina Mk1	1:05.618	3	9	0.246	0.239	74.06
4	25	S	Ivor MILLER	Austin A35	1:05.929	12	16	0.557	0.311	73.71
5	16	GT	Chris JOLLY	Aston Martin DB2	1:06.067	15	20	0.695	0.138	73.56
6	124	S	Mike WRIGLEY	Austin A35	1:06.714	15	16	1.342	0.647	72.84
7	1	A	Rae DAVIS	Austin A35	1:06.898	7	11	1.526	0.184	72.64
8	8	I	GLAISTER/GLAISTER	Ford Anglia 100E	1:07.398	5	19	2.026	0.500	72.10
9	70	A	LOVE/KEEN	Jaguar Mk 7	1:07.677	15	16	2.305	0.279	71.81
10	67	C	Pete FLATT	Riley 1.5	1:08.145	15	20	2.773	0.468	71.31
11	11	B	CLARKSON/ADLINGTON	MG Magnette	1:08.364	2	14	2.992	0.219	71.08
12	33	C	CAWTHORN/CAWTHORN	Wolseley 1500	1:08.821	19	19	3.449	0.457	70.61
13	66	S	Anthony ROBINSON	Austin A35	1:08.848	12	20	3.476	0.027	70.58
14	21	D	Geoff TURRAL	Fiat Abarth 750	1:08.889	18	18	3.517	0.041	70.54
15	56	GT	ALLEN/CHASE-GARDENER	Aston Martin DB2	1:09.104	6	18	3.732	0.215	70.32
16	26	GT	BROMLEY/PEACH	MG A	1:09.508	5	18	4.136	0.404	69.91
17	49	D	EARNSHAW/PEARSON	Morris Minor	1:09.544	12	17	4.172	0.036	69.88
18	42	B	GITTINGS/DRON	Ford Zodiac	1:09.804	7	9	4.432	0.260	69.62
19	24	B	Bruce CHAPMAN	MG Magnette	1:09.830	17	18	4.458	0.026	69.59
20	29	B	David GRIFFITHS	Standard Vanguard III	1:11.607	8	15	6.235	1.777	67.87
21	7	B	PRITCHARD/VAUGHAN	Ford Zephyr MkI	1:13.087	11	15	7.715	1.480	66.49
22	5	A	DONEGAN/DONEGAN	Humber Super Snipe MkII	1:13.981	8	17	8.609	0.894	65.69
23	51	B	Ian KELLETT	Rover P4 100	1:15.223	18	18	9.851	1.242	64.60
24	61	C	Michael PEET	Sunbeam Rapier S3	1:16.724	2	5	11.352	1.501	63.34
25	76	B	Andrew DAVENALL	Austin A105	1:17.076	12	17	11.704	0.352	63.05

Weather / Track : Cloudy / Damp

These results are provisional until the conclusion of any judicial and technical matters.

Mallory Park
Circuit Length = 1.3500 miles
Start: 10:35 End: 11:02

Clerk of Course :		Timekeeper :
-------------------	--	--------------

Oldies but Goldies

QUALIFYING - RACE 3 - LAP ANALYSIS

1	Rae DAVIS		Austin A35			
1 -	1:12.944	+ 6.046	10:39:22.945	7 -	1:06.898	10:48:18.582
2 -	1:09.356	+ 2.458	10:40:32.301	8 -	1:07.296	+ 0.398
3 -	1:12.170	+ 5.272	10:41:44.471	9 -	1:08.347	+ 1.449
4 -	1:08.373	+ 1.475	10:42:52.844	10 -	1:07.360	+ 0.462
5 -	1:09.726	+ 2.828	10:44:02.570	11 -	1:19.031	+ 12.133
6 -	3:09.114	+ 2:02.216	10:47:11.684			10:53:00.616
5	DONEGAN/DONEGAN		Humber Super Snipe MkII			
1 -	1:18.600	+ 4.619	10:39:15.324	10 -	1:17.737	+ 3.756
2 -	1:16.952	+ 2.971	10:40:32.276	11 -	3:04.351	+ 1:50.370
3 -	1:16.717	+ 2.736	10:41:48.993	12 -	1:20.928	+ 6.947
4 -	1:18.345	+ 4.364	10:43:07.338	13 -	1:20.340	+ 6.359
5 -	1:14.828	+ 0.847	10:44:22.166	14 -	1:19.432	+ 5.451
6 -	1:15.495	+ 1.514	10:45:37.661	15 -	1:22.091	+ 8.110
7 -	1:15.735	+ 1.754	10:46:53.396	16 -	1:22.468	+ 8.487
8 -	1:13.981		10:48:07.377	17 -	1:18.420	+ 4.439
9 -	1:15.297	+ 1.316	10:49:22.674			11:01:48.441
7	PRITCHARD/VAUGHAN		Ford Zephyr MkI			
1 -	1:27.790	+ 14.703	10:39:29.065	9 -	3:15.826	+ 2:02.739
2 -	1:21.931	+ 8.844	10:40:50.996	10 -	1:15.398	+ 2.311
3 -	1:19.941	+ 6.854	10:42:10.937	11 -	1:13.087	10:54:35.846
4 -	1:18.973	+ 5.886	10:43:29.910	12 -	1:14.333	+ 1.246
5 -	1:19.378	+ 6.291	10:44:49.288	13 -	1:13.741	+ 0.654
6 -	1:18.650	+ 5.563	10:46:07.938	14 -	1:14.175	+ 1.088
7 -	1:17.531	+ 4.444	10:47:25.469	15 -	1:16.144	+ 3.057
8 -	1:26.066	+ 12.979	10:48:51.535			10:59:34.239
8	GLAISTER/GLAISTER		Ford Anglia 100E			
1 -	1:09.592	+ 2.194	10:39:01.630	11 -	2:39.861	+ 1:32.463
2 -	1:10.957	+ 3.559	10:40:12.587	12 -	1:12.463	+ 5.065
3 -	1:07.553	+ 0.155	10:41:20.140	13 -	1:11.528	+ 4.130
4 -	1:07.652	+ 0.254	10:42:27.792	14 -	1:11.354	+ 3.956
5 -	1:07.398		10:43:35.190	15 -	1:12.140	+ 4.742
6 -	1:08.308	+ 0.910	10:44:43.498	16 -	1:13.705	+ 6.307
7 -	1:10.132	+ 2.734	10:45:53.630	17 -	1:11.789	+ 4.391
8 -	1:07.997	+ 0.599	10:47:01.627	18 -	1:13.345	+ 5.947
9 -	1:08.104	+ 0.706	10:48:09.731	19 -	1:10.243	+ 2.845
10 -	1:10.495	+ 3.097	10:49:20.226			11:01:36.654
11	CLARKSON/ADLINGTON		MG Magnette			
1 -	1:09.590	+ 1.226	10:43:34.513	8 -	1:14.599	+ 6.235
2 -	1:08.364		10:44:42.877	9 -	1:11.229	+ 2.865
3 -	1:10.419	+ 2.055	10:45:53.296	10 -	1:11.495	+ 3.131
4 -	1:12.530	+ 4.166	10:47:05.826	11 -	1:11.273	+ 2.909
5 -	2:17.599	+ 1:09.235	10:49:23.425	12 -	1:11.403	+ 3.039
6 -	1:13.001	+ 4.637	10:50:36.426	13 -	1:12.099	+ 3.735
7 -	1:11.697	+ 3.333	10:51:48.123	14 -	1:11.610	+ 3.246
						11:00:11.831
16	Chris JOLLY		Aston Martin DB2			
1 -	1:09.351	+ 3.284	10:39:44.730	11 -	1:15.082	+ 9.015
2 -	1:07.435	+ 1.368	10:40:52.165	12 -	1:07.657	+ 1.590
3 -	1:06.971	+ 0.904	10:41:59.136	13 -	1:08.264	+ 2.197
4 -	1:12.199	+ 6.132	10:43:11.335	14 -	1:06.561	+ 0.494
5 -	1:09.735	+ 3.668	10:44:21.070	15 -	1:06.067	10:55:44.976
6 -	1:07.198	+ 1.131	10:45:28.268	16 -	1:07.369	+ 1.302
7 -	1:07.593	+ 1.526	10:46:35.861	17 -	1:08.203	+ 2.136
8 -	1:09.485	+ 3.418	10:47:45.346	18 -	1:10.915	+ 4.848
9 -	1:07.413	+ 1.346	10:48:52.759	19 -	1:09.625	+ 3.558
10 -	1:08.586	+ 2.519	10:50:01.345	20 -	1:06.645	+ 0.578
						11:01:27.733

Mallory Park
Circuit Length = 1.3500 miles
Start: 10:35 End: 11:02

Weather / Track : Cloudy / Damp

Oldies but Goldies

QUALIFYING - RACE 3 - LAP ANALYSIS

21	Geoff TURAL		Fiat Abarth 750				
1 -	1:18.529	+ 9.640	10:40:14.930	10 -	1:32.635	+ 23.746	10:51:21.758
2 -	1:14.635	+ 5.746	10:41:29.565	11 -	1:12.032	+ 3.143	10:52:33.790
3 -	1:09.866	+ 0.977	10:42:39.431	12 -	1:11.406	+ 2.517	10:53:45.196
4 -	1:11.327	+ 2.438	10:43:50.758	13 -	1:12.315	+ 3.426	10:54:57.511
5 -	1:11.705	+ 2.816	10:45:02.463	14 -	1:12.925	+ 4.036	10:56:10.436
6 -	1:12.537	+ 3.648	10:46:15.000	15 -	1:10.914	+ 2.025	10:57:21.350
7 -	1:11.002	+ 2.113	10:47:26.002	16 -	1:09.768	+ 0.879	10:58:31.118
8 -	1:10.556	+ 1.667	10:48:36.558	17 -	1:09.437	+ 0.548	10:59:40.555
9 -	1:12.565	+ 3.676	10:49:49.123	18 -	1:08.889		11:00:49.444
24	Bruce CHAPMAN		MG Magnette				
1 -	1:26.026	+ 16.196	10:40:21.731	10 -	1:17.956	+ 8.126	10:51:15.931
2 -	1:13.814	+ 3.984	10:41:35.545	11 -	1:13.683	+ 3.853	10:52:29.614
3 -	1:11.680	+ 1.850	10:42:47.225	12 -	1:14.841	+ 5.011	10:53:44.455
4 -	1:11.377	+ 1.547	10:43:58.602	13 -	1:11.041	+ 1.211	10:54:55.496
5 -	1:12.214	+ 2.384	10:45:10.816	14 -	1:10.404	+ 0.574	10:56:05.900
6 -	1:11.504	+ 1.674	10:46:22.320	15 -	1:10.796	+ 0.966	10:57:16.696
7 -	1:11.867	+ 2.037	10:47:34.187	16 -	1:10.640	+ 0.810	10:58:27.336
8 -	1:11.112	+ 1.282	10:48:45.299	17 -	1:09.830		10:59:37.166
9 -	1:12.676	+ 2.846	10:49:57.975	18 -	1:21.772	+ 11.942	11:00:58.938
25	Ivor MILLER		Austin A35				
1 -	1:13.205	+ 7.276	10:39:24.646	9 -	1:09.504	+ 3.575	10:48:29.720
2 -	1:08.867	+ 2.938	10:40:33.513	10 -	1:06.688	+ 0.759	10:49:36.408
3 -	1:12.121	+ 6.192	10:41:45.634	11 -	1:08.100	+ 2.171	10:50:44.508
4 -	1:06.631	+ 0.702	10:42:52.265	12 -	1:05.929		10:51:50.437
5 -	1:06.690	+ 0.761	10:43:58.955	13 -	1:07.148	+ 1.219	10:52:57.585
6 -	1:06.725	+ 0.796	10:45:05.680	14 -	1:08.730	+ 2.801	10:54:06.315
7 -	1:07.157	+ 1.228	10:46:12.837	15 -	1:07.259	+ 1.330	10:55:13.574
8 -	1:07.379	+ 1.450	10:47:20.216	16 -	1:11.095	+ 5.166	10:56:24.669
26	BROMLEY/PEACH		MG A				
1 -	1:15.928	+ 6.420	10:39:21.181	10 -	1:13.295	+ 3.787	10:51:57.233
2 -	1:14.733	+ 5.225	10:40:35.914	11 -	1:12.252	+ 2.744	10:53:09.485
3 -	1:13.469	+ 3.961	10:41:49.383	12 -	1:10.914	+ 1.406	10:54:20.399
4 -	1:14.275	+ 4.767	10:43:03.658	13 -	1:10.225	+ 0.717	10:55:30.624
5 -	1:09.508		10:44:13.166	14 -	1:10.660	+ 1.152	10:56:41.284
6 -	1:09.733	+ 0.225	10:45:22.899	15 -	1:12.295	+ 2.787	10:57:53.579
7 -	1:09.929	+ 0.421	10:46:32.828	16 -	1:11.349	+ 1.841	10:59:04.928
8 -	1:13.789	+ 4.281	10:47:46.617	17 -	1:11.403	+ 1.895	11:00:16.331
9 -	2:57.321	+ 1:47.813	10:50:43.938	18 -	1:10.328	+ 0.820	11:01:26.659
27	Richard POSTINS		Austin A40				
1 -	1:10.906	+ 5.534	10:38:56.777	12 -	1:12.801	+ 7.429	10:51:20.377
2 -	1:10.998	+ 5.626	10:40:07.775	13 -	1:05.840	+ 0.468	10:52:26.217
3 -	1:07.628	+ 2.256	10:41:15.403	14 -	1:07.013	+ 1.641	10:53:33.230
4 -	1:07.637	+ 2.265	10:42:23.040	15 -	1:06.269	+ 0.897	10:54:39.499
5 -	1:06.874	+ 1.502	10:43:29.914	16 -	1:06.177	+ 0.805	10:55:45.676
6 -	1:06.864	+ 1.492	10:44:36.778	17 -	1:06.039	+ 0.667	10:56:51.715
7 -	1:07.302	+ 1.930	10:45:44.080	18 -	1:05.372		10:57:57.087
8 -	1:05.768	+ 0.396	10:46:49.848	19 -	1:10.799	+ 5.427	10:59:07.886
9 -	1:05.836	+ 0.464	10:47:55.684	20 -	1:05.729	+ 0.357	11:00:13.615
10 -	1:06.142	+ 0.770	10:49:01.826	21 -	1:05.678	+ 0.306	11:01:19.293
11 -	1:05.750	+ 0.378	10:50:07.576				
29	David GRIFFITHS		Standard Vanguard III				
1 -	1:13.517	+ 1.910	10:39:44.979	9 -	1:12.087	+ 0.480	10:49:37.924
2 -	1:13.276	+ 1.669	10:40:58.255	10 -	1:11.759	+ 0.152	10:50:49.683
3 -	1:13.447	+ 1.840	10:42:11.702	11 -	1:11.691	+ 0.084	10:52:01.374
4 -	1:14.776	+ 3.169	10:43:26.478	12 -	1:13.288	+ 1.681	10:53:14.662
5 -	1:12.978	+ 1.371	10:44:39.456	13 -	1:11.658	+ 0.051	10:54:26.320
6 -	1:15.189	+ 3.582	10:45:54.645	14 -	1:15.680	+ 4.073	10:55:42.000
7 -	1:19.585	+ 7.978	10:47:14.230	15 -	1:17.231	+ 5.624	10:56:59.231

Mallory Park
 Circuit Length = 1.3500 miles
 Start: 10:35 End: 11:02

Weather / Track : Cloudy / Damp

Oldies but Goldies

QUALIFYING - RACE 3 - LAP ANALYSIS

8 -	1:11.607		10:48:25.837				
32	Adam EALAND		Triumph TR3A				
1 -	1:09.705	+ 4.326	10:39:00.091	12 -	1:06.658	+ 1.279	10:51:26.996
2 -	1:11.229	+ 5.850	10:40:11.320	13 -	1:06.840	+ 1.461	10:52:33.836
3 -	1:06.525	+ 1.146	10:41:17.845	14 -	1:08.634	+ 3.255	10:53:42.470
4 -	1:05.673	+ 0.294	10:42:23.518	15 -	1:05.990	+ 0.611	10:54:48.460
5 -	1:06.772	+ 1.393	10:43:30.290	16 -	1:05.439	+ 0.060	10:55:53.899
6 -	1:05.653	+ 0.274	10:44:35.943	17 -	1:06.515	+ 1.136	10:57:00.414
7 -	1:06.672	+ 1.293	10:45:42.615	18 -	1:07.596	+ 2.217	10:58:08.010
8 -	1:05.379		10:46:47.994	19 -	1:06.717	+ 1.338	10:59:14.727
9 -	1:06.540	+ 1.161	10:47:54.534	20 -	1:09.226	+ 3.847	11:00:23.953
10 -	1:08.195	+ 2.816	10:49:02.729	21 -	1:06.087	+ 0.708	11:01:30.040
11 -	1:17.609	+ 12.230	10:50:20.338				
33	CAWTHORN/CAWTHORN		Wolseley 1500				
1 -	1:15.655	+ 6.834	10:40:12.580	11 -	1:11.133	+ 2.312	10:52:02.175
2 -	1:12.094	+ 3.273	10:41:24.674	12 -	1:13.513	+ 4.692	10:53:15.688
3 -	1:10.821	+ 2.000	10:42:35.495	13 -	1:11.172	+ 2.351	10:54:26.860
4 -	1:10.065	+ 1.244	10:43:45.560	14 -	1:10.931	+ 2.110	10:55:37.791
5 -	1:10.973	+ 2.152	10:44:56.533	15 -	1:10.583	+ 1.762	10:56:48.374
6 -	1:11.874	+ 3.053	10:46:08.407	16 -	1:11.453	+ 2.632	10:57:59.827
7 -	1:09.836	+ 1.015	10:47:18.243	17 -	1:12.462	+ 3.641	10:59:12.289
8 -	1:11.097	+ 2.276	10:48:29.340	18 -	1:12.535	+ 3.714	11:00:24.824
9 -	1:10.624	+ 1.803	10:49:39.964	19 -	1:08.821		11:01:33.645
10 -	1:11.078	+ 2.257	10:50:51.042				
42	GITTINGS/DRON		Ford Zodiac				
1 -	1:13.848	+ 4.044	10:39:32.996	6 -	1:11.743	+ 1.939	10:45:34.621
2 -	1:12.656	+ 2.852	10:40:45.652	7 -	1:09.804		10:46:44.425
3 -	1:12.173	+ 2.369	10:41:57.825	8 -	1:15.626	+ 5.822	10:48:00.051
4 -	1:14.057	+ 4.253	10:43:11.882	9 -	2:58.673	+ 1:48.869	10:50:58.724
5 -	1:10.996	+ 1.192	10:44:22.878				
49	EARNSHAW/PEARSON		Morris Minor				
1 -	1:16.414	+ 6.870	10:39:37.091	10 -	3:05.808	+ 1:56.264	10:53:03.146
2 -	1:19.259	+ 9.715	10:40:56.350	11 -	1:13.580	+ 4.036	10:54:16.726
3 -	1:15.892	+ 6.348	10:42:12.242	12 -	1:09.544		10:55:26.270
4 -	1:20.805	+ 11.261	10:43:33.047	13 -	1:11.708	+ 2.164	10:56:37.978
5 -	1:16.376	+ 6.832	10:44:49.423	14 -	1:11.789	+ 2.245	10:57:49.767
6 -	1:16.387	+ 6.843	10:46:05.810	15 -	1:12.586	+ 3.042	10:59:02.353
7 -	1:15.749	+ 6.205	10:47:21.559	16 -	1:09.964	+ 0.420	11:00:12.317
8 -	1:14.066	+ 4.522	10:48:35.625	17 -	1:10.482	+ 0.938	11:01:22.799
9 -	1:21.713	+ 12.169	10:49:57.338				
51	Ian KELLETT		Rover P4 100				
1 -	1:19.186	+ 3.963	10:39:44.234	10 -	1:22.592	+ 7.369	10:51:24.401
2 -	1:17.607	+ 2.384	10:41:01.841	11 -	1:15.399	+ 0.176	10:52:39.800
3 -	1:17.845	+ 2.622	10:42:19.686	12 -	1:17.718	+ 2.495	10:53:57.518
4 -	1:17.930	+ 2.707	10:43:37.616	13 -	1:15.329	+ 0.106	10:55:12.847
5 -	1:15.699	+ 0.476	10:44:53.315	14 -	1:15.459	+ 0.236	10:56:28.306
6 -	1:17.147	+ 1.924	10:46:10.462	15 -	1:19.074	+ 3.851	10:57:47.380
7 -	1:16.412	+ 1.189	10:47:26.874	16 -	1:21.708	+ 6.485	10:59:09.088
8 -	1:18.749	+ 3.526	10:48:45.623	17 -	1:18.373	+ 3.150	11:00:27.461
9 -	1:16.186	+ 0.963	10:50:01.809	18 -	1:15.223		11:01:42.684
56	ALLEN/CHASE-GARDENER		Aston Martin DB2				
1 -	1:18.884	+ 9.780	10:39:23.417	10 -	1:12.691	+ 3.587	10:51:43.025
2 -	1:14.197	+ 5.093	10:40:37.614	11 -	1:12.810	+ 3.706	10:52:55.835
3 -	1:14.459	+ 5.355	10:41:52.073	12 -	1:11.738	+ 2.634	10:54:07.573
4 -	1:18.480	+ 9.376	10:43:10.553	13 -	1:11.655	+ 2.551	10:55:19.228
5 -	1:11.817	+ 2.713	10:44:22.370	14 -	1:12.025	+ 2.921	10:56:31.253
6 -	1:09.104		10:45:31.474	15 -	1:14.489	+ 5.385	10:57:45.742
7 -	1:11.185	+ 2.081	10:46:42.659	16 -	1:11.100	+ 1.996	10:58:56.842
8 -	2:34.333	+ 1:25.229	10:49:16.992	17 -	1:10.673	+ 1.569	11:00:07.515

Mallory Park
Circuit Length = 1.3500 miles
Start: 10:35 End: 11:02

Weather / Track : Cloudy / Damp

Oldies but Goldies

QUALIFYING - RACE 3 - LAP ANALYSIS

9 -	1:13.342	+ 4.238	10:50:30.334	18 -	1:10.094	+ 0.990	11:01:17.609
61	Michael PEET		Sunbeam Rapier S3				
1 -	1:19.019	+ 2.295	10:39:21.042	4 -	1:18.077	+ 1.353	10:43:13.066
2 -	1:16.724		10:40:37.766	5 -	1:27.871	+ 11.147	10:44:40.937
3 -	1:17.223	+ 0.499	10:41:54.989				
66	Anthony ROBINSON		Austin A35				
1 -	1:14.224	+ 5.376	10:39:27.111	11 -	1:15.801	+ 6.953	10:51:21.612
2 -	1:12.224	+ 3.376	10:40:39.335	12 -	1:08.848		10:52:30.460
3 -	1:14.877	+ 6.029	10:41:54.212	13 -	1:12.118	+ 3.270	10:53:42.578
4 -	1:13.099	+ 4.251	10:43:07.311	14 -	1:09.406	+ 0.558	10:54:51.984
5 -	1:09.458	+ 0.610	10:44:16.769	15 -	1:10.022	+ 1.174	10:56:02.006
6 -	1:09.730	+ 0.882	10:45:26.499	16 -	1:09.650	+ 0.802	10:57:11.656
7 -	1:09.006	+ 0.158	10:46:35.505	17 -	1:09.522	+ 0.674	10:58:21.178
8 -	1:09.587	+ 0.739	10:47:45.092	18 -	1:10.453	+ 1.605	10:59:31.631
9 -	1:10.701	+ 1.853	10:48:55.793	19 -	1:10.005	+ 1.157	11:00:41.636
10 -	1:10.018	+ 1.170	10:50:05.811	20 -	1:09.718	+ 0.870	11:01:51.354
67	Pete FLATT		Riley 1.5				
1 -	1:15.874	+ 7.729	10:39:25.179	11 -	1:12.909	+ 4.764	10:51:08.331
2 -	1:12.825	+ 4.680	10:40:38.004	12 -	1:08.850	+ 0.705	10:52:17.181
3 -	1:12.517	+ 4.372	10:41:50.521	13 -	1:08.846	+ 0.701	10:53:26.027
4 -	1:11.573	+ 3.428	10:43:02.094	14 -	1:09.620	+ 1.475	10:54:35.647
5 -	1:08.388	+ 0.243	10:44:10.482	15 -	1:08.145		10:55:43.792
6 -	1:08.374	+ 0.229	10:45:18.856	16 -	1:10.313	+ 2.168	10:56:54.105
7 -	1:08.570	+ 0.425	10:46:27.426	17 -	1:08.381	+ 0.236	10:58:02.486
8 -	1:09.419	+ 1.274	10:47:36.845	18 -	1:11.915	+ 3.770	10:59:14.401
9 -	1:09.405	+ 1.260	10:48:46.250	19 -	1:13.069	+ 4.924	11:00:27.470
10 -	1:09.172	+ 1.027	10:49:55.422	20 -	1:09.332	+ 1.187	11:01:36.802
70	LOVE/KEEN		Jaguar Mk 7				
1 -	1:26.574	+ 18.897	10:40:21.468	9 -	1:23.204	+ 15.527	10:51:13.417
2 -	1:24.767	+ 17.090	10:41:46.235	10 -	2:40.531	+ 1:32.854	10:53:53.948
3 -	1:25.090	+ 17.413	10:43:11.325	11 -	1:11.911	+ 4.234	10:55:05.859
4 -	1:22.076	+ 14.399	10:44:33.401	12 -	1:10.126	+ 2.449	10:56:15.985
5 -	1:20.285	+ 12.608	10:45:53.686	13 -	1:09.485	+ 1.808	10:57:25.470
6 -	1:20.172	+ 12.495	10:47:13.858	14 -	1:08.261	+ 0.584	10:58:33.731
7 -	1:18.935	+ 11.258	10:48:32.793	15 -	1:07.677		10:59:41.408
8 -	1:17.420	+ 9.743	10:49:50.213	16 -	1:08.333	+ 0.656	11:00:49.741
76	Andrew DAVENALL		Austin A105				
1 -	1:24.747	+ 7.671	10:40:28.574	10 -	1:17.697	+ 0.621	10:52:38.660
2 -	1:23.888	+ 6.812	10:41:52.462	11 -	1:21.347	+ 4.271	10:54:00.007
3 -	1:23.741	+ 6.665	10:43:16.203	12 -	1:17.076		10:55:17.083
4 -	1:19.871	+ 2.795	10:44:36.074	13 -	1:18.938	+ 1.862	10:56:36.021
5 -	1:20.427	+ 3.351	10:45:56.501	14 -	1:17.774	+ 0.698	10:57:53.795
6 -	1:20.167	+ 3.091	10:47:16.668	15 -	1:18.306	+ 1.230	10:59:12.101
7 -	1:18.669	+ 1.593	10:48:35.337	16 -	1:19.303	+ 2.227	11:00:31.404
8 -	1:19.960	+ 2.884	10:49:55.297	17 -	1:18.575	+ 1.499	11:01:49.979
9 -	1:25.666	+ 8.590	10:51:20.963				
86	ELSON/PRESTON		Austin A40 Farina Mk1				
1 -	1:10.514	+ 4.896	10:40:29.733	6 -	1:16.167	+ 10.549	10:48:55.836
2 -	1:06.281	+ 0.663	10:41:36.014	7 -	1:16.294	+ 10.676	10:50:12.130
3 -	1:05.618		10:42:41.632	8 -	1:25.570	+ 19.952	10:51:37.700
4 -	1:10.108	+ 4.490	10:43:51.740	9 -	6:27.039	+ 5:21.421	10:58:04.739
5 -	3:47.929	+ 2:42.311	10:47:39.669				
124	Mike WRIGLEY		Austin A35				
1 -	1:09.113	+ 2.399	10:39:59.851	9 -	1:24.256	+ 17.542	10:53:06.333
2 -	1:08.403	+ 1.689	10:41:08.254	10 -	1:07.839	+ 1.125	10:54:14.172
3 -	1:06.968	+ 0.254	10:42:15.222	11 -	1:07.719	+ 1.005	10:55:21.891
4 -	1:08.758	+ 2.044	10:43:23.980	12 -	1:08.199	+ 1.485	10:56:30.090

Mallory Park
Circuit Length = 1.3500 miles
Start: 10:35 End: 11:02

Weather / Track : Cloudy / Damp


Oldies but Goldies

QUALIFYING - RACE 3 - LAP ANALYSIS

5 -	2:31.057	+ 1:24.343	10:45:55.037	13 -	1:08.173	+ 1.459	10:57:38.263
6 -	3:32.347	+ 2:25.633	10:49:27.384	14 -	1:06.902	+ 0.188	10:58:45.165
7 -	1:07.557	+ 0.843	10:50:34.941	15 -	1:06.714		10:59:51.879
8 -	1:07.136	+ 0.422	10:51:42.077	16 -	1:14.397	+ 7.683	11:01:06.276

Oldies but Goldies

RACE 3 - GRID

ROW 13	1:17.076 76 Andrew DAVENALL		
ROW 12		1:15.223 51 Ian KELLETT	1:16.724 61 Michael PEET
ROW 11	1:13.087 7 PRITCHARD/VAUGHAN		1:13.981 5 DONEGAN/DONEGAN
ROW 10		1:09.830 24 Bruce CHAPMAN	1:11.607 29 David GRIFFITHS
ROW 9	1:09.544 49 EARNSHAW/PEARSON		1:09.804 42 GITTINGS/DRON
ROW 8		1:09.104 56 ALLEN/CHASE-GARDENER	1:09.508 26 BROMLEY/PEACH
ROW 7	1:08.848 66 Anthony ROBINSON		1:08.889 21 Geoff TURRAL
ROW 6		1:08.364 11 CLARKSON/ADLINGTON	1:08.821 33 CAWTHORN/CAWTHORN
ROW 5	1:07.677 70 LOVE/KEEN		1:08.145 67 Pete FLATT
ROW 4		1:06.898 1 Rae DAVIS	1:07.398 8 GLAISTER/GLAISTER
ROW 3	1:06.067 16 Chris JOLLY		1:06.714 124 Mike WRIGLEY
ROW 2		1:05.618 86 ELSON/PRESTON	1:05.929 25 Ivor MILLER
ROW 1	1:05.372 27 Richard POSTINS		1:05.379 32 Adam EALAND
Pole			
			

Mallory Park
Circuit Length = 1.3500 miles

These results are provisional until the conclusion of any judicial and technical matters.

Clerk of Course :		Timekeeper :

Oldies but Goldies

RACE 3 - CLASSIFICATION - AMENDED

POS	NO	CL	NAME	ENTRY	LAPS	TIME	GAP	DIFF	MPH	BEST	ON
1	27	S	Richard POSTINS	Austin A40	29	30:18.561			77.50	59.038	17
2	32	GT	Adam EALAND	Triumph TR3A	29	30:24.171	5.610	5.610	77.26	59.433	3
3	124	S	Mike WRIGLEY	Austin A35	29	31:03.238	44.677	39.067	75.64	57.943	19
4	86	S	ELSON/PRESTON	Austin A40 Farina Mk1	28	30:23.723	1 lap	1 lap	74.61	59.921	4
5	42	B	GITTINGS/DRON	Ford Zodiac	28	30:35.221	1 lap	11.498	74.14	1:00.992	2
6	25	S	Ivor MILLER	Austin A35	28	30:37.116	1 lap	1.895	74.07	1:01.052	21
7	66	S	Anthony ROBINSON	Austin A35	28	30:53.069	1 lap	15.953	73.43	1:02.198	28
8	61	C	Michael PEET	Sunbeam Rapier S3	28	31:04.198	1 lap	11.129	72.99	1:02.265	13
9	29	B	David GRIFFITHS	Standard Vanguard III	28	31:06.911	1 lap	2.713	72.88	1:02.601	21
10	8	I	GLAISTER/GLAISTER	Ford Anglia 100E	28	31:18.009	1 lap	11.098	72.45	1:02.492	2
11	56	GT	ALLEN/CHASE-GARDENER	Aston Martin DB2	27	30:30.365	2 laps	1 lap	71.69	1:01.898	3
12	67	C	Pete FLATT	Riley 1.5	27	30:33.337	2 laps	2.972	71.57	1:03.575	17
13	11	B	CLARKSON/ADLINGTON	MG Magnette	27	30:36.887	2 laps	3.550	71.43	1:03.029	4
14	26	GT	BROMLEY/PEACH	MG A	27	30:51.251	2 laps	14.364	70.88	1:03.136	4
15	70	A	LOVE/KEEN	Jaguar Mk 7	26	30:31.663	3 laps	1 lap	68.98	1:02.520	26
16	7	B	PRITCHARD/VAUGHAN	Ford Zephyr Mk1	26	31:04.908	3 laps	33.245	67.75	1:05.965	24
17	5	A	DONEGAN/DONEGAN	Humber Super Snipe MkII	24	30:22.323	5 laps	2 laps	64.00	1:09.804	12
18	33	C	CAWTHORN/CAWTHORN	Wolseley 1500	23	30:39.525	6 laps	1 lap	60.76	1:03.146	6
19	76	B	Andrew DAVENALL	Austin A105	22	30:19.234	7 laps	1 lap	58.77	1:14.484	22

NOT CLASSIFIED

DNF	24	B	Bruce CHAPMAN	MG Magnette	14	16:51.127	15 laps	8 laps	67.29	1:03.522	4
DNF	51	B	Ian KELLETT	Rover P4 100	9	11:10.970	20 laps	5 laps	65.18	1:12.833	8
DNF	49	D	EARNSHAW/PEARSON	Morris Minor	15	19:05.060	14 laps	0.000	63.66	1:04.000	13
DNF	21	D	Geoff TURRAL	Fiat Abarth 750	2	2:44.915	27 laps	13 laps	58.93	1:19.973	1
DNF	16	GT	Chris JOLLY	Aston Martin DB2	3	3:09.508	26 laps	0.000	76.93	1:00.017	2

FASTEST LAP

70	A	LOVE/KEEN	Jaguar Mk 7	26	1:02.520	77.73 mph	125.10 kph
42	B	GITTINGS/DRON	Ford Zodiac	2	1:00.992	79.68 mph	128.23 kph
61	C	Michael PEET	Sunbeam Rapier S3	13	1:02.265	78.05 mph	125.61 kph
49	D	EARNSHAW/PEARSON	Morris Minor	13	1:04.000	75.93 mph	122.20 kph
32	GT	Adam EALAND	Triumph TR3A	3	59.433	81.77 mph	131.59 kph
124	S	Mike WRIGLEY	Austin A35	19	57.943	83.87 mph	134.98 kph
8	I	GLAISTER/GLAISTER	Ford Anglia 100E	2	1:02.492	77.76 mph	125.15 kph

Weather / Track : Bright / Dry

These results are provisional until the conclusion of any judicial and technical matters.

Mallory Park
Circuit Length = 1.3500 miles
Start: 15:30 End: 16:05

Clerk of Course :

Timekeeper :

Oldies but Goldies

RACE 3 - LAP CHART - AMENDED

Lap 1			Lap 2			Lap 3			Lap 4			Lap 5		
No	Behind	Laptime	No	Behind	Laptime	No	Behind	Laptime	No	Behind	Laptime	No	Behind	Laptime
27		1:06.486	27		59.889	27		59.653	27		59.665	27		59.851
32	0.476	1:06.962	32	0.521	59.934	32	0.301	59.433	32	0.487	59.851	51	1 LAP	1:13.061
86	1.271	1:07.757	124	1.546	1:00.163	124	2.011	1:00.118	76	1 LAP	1:20.814	32	0.971	1:00.335
124	1.272	1:07.758	86	1.936	1:00.554	86	2.682	1:00.399	124	1.627	59.281	124	0.972	59.196
16	2.437	1:08.923	16	2.565	1:00.017	16	3.480	1:00.568	86	2.938	59.921	86	3.521	1:00.434
42	3.305	1:09.791	42	4.408	1:00.992	42	6.348	1:01.593	42	9.214	1:02.531	42	11.875	1:02.512
8	4.405	1:10.891	8	7.008	1:02.492	8	10.632	1:03.277	8	14.255	1:03.288	8	17.729	1:03.325
11	5.028	1:11.514	11	9.361	1:04.222	11	12.877	1:03.169	11	16.241	1:03.029	11	20.156	1:03.766
26	5.884	1:12.370	26	9.963	1:03.968	26	13.553	1:03.243	26	17.024	1:03.136	26	20.415	1:03.242
67	7.342	1:13.828	66	10.848	1:03.293	66	14.545	1:03.350	66	18.682	1:03.802	56	21.309	1:02.441
66	7.444	1:13.930	67	12.510	1:05.057	56	14.819	1:01.898	56	18.719	1:03.565	25	21.978	1:01.881
56	7.665	1:14.151	56	12.574	1:04.798	67	17.565	1:04.708	25	19.948	1:01.999	66	22.608	1:03.777
29	8.903	1:15.389	25	13.736	1:04.469	25	17.614	1:03.531	29	22.309	1:03.670	76	1 LAP	1:22.294
25	9.156	1:15.642	29	13.785	1:04.771	29	18.304	1:04.172	67	23.290	1:05.390	29	25.682	1:03.224
61	9.886	1:16.372	24	16.430	1:06.038	24	21.309	1:04.532	24	25.166	1:03.522	67	27.640	1:04.201
24	10.281	1:16.767	61	18.193	1:08.196	61	22.130	1:03.590	61	26.078	1:03.613	24	29.812	1:04.497
70	13.328	1:19.814	70	22.169	1:08.730	70	32.047	1:09.531	70	43.079	1:10.697	61	30.682	1:04.455
21	13.487	1:19.973	5	26.381	1:10.737	7	35.366	1:08.585	7	46.957	1:11.256	33	4 LAPS	5:54.384
5	15.533	1:22.019	7	26.434	1:10.588	5	37.497	1:10.769	5	50.440	1:12.608	70	51.902	1:08.674
7	15.735	1:22.221	51	33.233	1:13.591	49	42.430	1:08.433	49	52.896	1:10.131	7	54.661	1:07.555
51	19.531	1:26.017	49	33.650	1:09.849	51	46.648	1:13.068						
76	23.442	1:29.928	21	38.540	1:24.942									
49	23.690	1:30.176	76	39.020	1:15.467									

Oldies but Goldies

RACE 3 - LAP CHART - AMENDED

Lap 6			Lap 7			Lap 8			Lap 9			Lap 10		
No	Behind	Laptime	No	Behind	Laptime	No	Behind	Laptime	No	Behind	Laptime	No	Behind	Laptime
27		59.527	27		1:00.339	27		59.666	27		59.260	27		59.889
32	1.058	59.614	32	0.902	1:00.183	76	2 LAPS	1:18.090	33	5 LAPS	1:03.492	32	1.549	59.759
49	1 LAP	1:09.339	70	1 LAP	1:09.648	32	1.109	59.873	32	1.679	59.830	33	5 LAPS	1:03.298
5	1 LAP	1:11.975	124	3.243	1:00.544	124	5.709	1:02.132	86	7.499	1:00.367	86	8.086	1:00.476
124	3.038	1:01.593	86	4.337	1:00.560	86	6.392	1:01.721	124	7.794	1:01.345	124	8.290	1:00.385
86	4.116	1:00.122	7	1 LAP	1:09.861	70	1 LAP	1:09.356	76	2 LAPS	1:15.675	42	29.764	1:06.740
51	1 LAP	1:13.031	49	1 LAP	1:06.385	7	1 LAP	1:07.714	70	1 LAP	1:09.023	7	1 LAP	1:08.702
42	14.908	1:02.560	5	1 LAP	1:10.029	49	1 LAP	1:07.313	7	1 LAP	1:08.550	70	1 LAP	1:11.328
8	21.531	1:03.329	42	17.247	1:02.678	42	20.315	1:02.734	42	22.913	1:01.858	49	1 LAP	1:07.587
11	23.947	1:03.318	8	24.378	1:03.186	5	1 LAP	1:10.749	49	1 LAP	1:08.375	76	2 LAPS	1:17.068
26	24.167	1:03.279	51	1 LAP	1:13.095	8	28.029	1:03.317	8	31.832	1:03.063	8	34.876	1:02.933
56	24.377	1:02.595	11	26.827	1:03.219	26	30.950	1:03.523	26	35.132	1:03.442	25	37.406	1:01.748
25	25.474	1:03.023	26	27.093	1:03.265	11	31.322	1:04.161	25	35.547	1:03.221	26	38.615	1:03.372
66	26.260	1:03.179	56	27.225	1:03.187	25	31.586	1:03.262	11	36.149	1:04.087	11	40.086	1:03.826
29	29.913	1:03.758	25	27.990	1:02.855	56	31.841	1:04.282	5	1 LAP	1:11.849	56	40.172	1:03.574
67	32.674	1:04.561	66	28.811	1:02.890	66	33.350	1:04.205	56	36.487	1:03.906	66	41.034	1:03.794
61	33.963	1:02.808	29	32.799	1:03.225	29	37.742	1:04.609	66	37.129	1:03.039	29	44.202	1:02.954
24	35.216	1:04.931	67	36.338	1:04.003	51	1 LAP	1:13.058	29	41.137	1:02.655	5	1 LAP	1:10.620
76	1 LAP	1:18.519	61	36.867	1:03.243	67	41.273	1:04.601	67	47.215	1:05.202	67	51.762	1:04.436
33	4 LAPS	1:03.495	24	40.011	1:05.134	61	41.432	1:04.231	61	48.089	1:05.917	61	51.961	1:03.761
			33	4 LAPS	1:04.155	24	45.511	1:05.166	24	51.017	1:04.766	24	55.519	1:04.391
									51	1 LAP	1:12.833			

Oldies but Goldies

RACE 3 - LAP CHART - AMENDED

Lap 11			Lap 12			Lap 13			Lap 14			Lap 15		
No	Behind	Laptime	No	Behind	Laptime	No	Behind	Laptime	No	Behind	Laptime	No	Behind	Laptime
27		59.910	27		59.381	27		59.990	27		1:00.467	27		1:00.310
32	1.117	59.478	32	1.755	1:00.019	49	2 LAPS	1:14.766	32	1.011	59.833	32	0.565	59.864
51	2 LAPS	1:13.216	24	1 LAP	1:06.632	32	1.645	59.880	25	2 LAPS	2:18.770	29	1 LAP	1:03.774
33	5 LAPS	1:03.146	67	1 LAP	1:12.663	76	3 LAPS	1:17.411	66	2 LAPS	2:16.480	25	2 LAPS	1:01.382
86	8.710	1:00.534	86	11.125	1:01.796	24	1 LAP	1:06.909	86	12.599	1:01.580	66	2 LAPS	1:02.388
124	11.894	1:03.514	124	11.800	59.287	5	2 LAPS	1:11.648	61	2 LAPS	2:18.799	86	14.011	1:01.722
7	1 LAP	1:07.846	33	5 LAPS	1:04.876	86	11.486	1:00.351	5	2 LAPS	1:09.804	61	2 LAPS	1:02.265
8	39.009	1:04.043	8	43.053	1:03.425	124	12.319	1:00.509	124	20.740	1:08.888	7	3 LAPS	2:35.443
70	1 LAP	1:09.865	7	1 LAP	1:09.414	33	5 LAPS	1:03.323	33	5 LAPS	1:06.131	5	2 LAPS	1:10.061
25	44.368	1:06.872	11	49.872	1:03.864	8	46.608	1:03.545	26	2 LAPS	2:39.021	70	3 LAPS	2:34.372
49	1 LAP	1:11.831	42	1 LAP	2:20.423	42	1 LAP	1:03.330	67	2 LAPS	2:21.324	26	2 LAPS	1:05.768
11	45.389	1:05.213	56	54.944	1:08.674	11	55.429	1:05.547	76	3 LAPS	1:19.993	67	2 LAPS	1:04.885
26	45.482	1:06.777	29	55.584	1:07.727	29	58.995	1:03.401	8	49.579	1:03.438	49	3 LAPS	2:35.733
56	45.651	1:05.389	70	1 LAP	1:12.978	56	59.027	1:04.073	42	1 LAP	1:03.424	24	2 LAPS	2:27.186
29	47.238	1:02.946										8	53.567	1:04.298
66	47.370	1:06.246										42	1 LAP	1:02.697
76	2 LAPS	1:18.018										25	1 LAP	1:01.769
61	54.713	1:02.662										66	1 LAP	1:02.249
5	1 LAP	1:10.977										29	1:09.796	1:07.804
												61	1 LAP	1:02.614
												11	1 LAP	2:27.417
												56	1 LAP	2:25.082
												7	2 LAPS	1:08.296
												26	1 LAP	1:06.697

Oldies but Goldies

RACE 3 - LAP CHART - AMENDED

Lap 16			Lap 17			Lap 18			Lap 19			Lap 20		
No	Behind	Laptime	No	Behind	Laptime	No	Behind	Laptime	No	Behind	Laptime	No	Behind	Laptime
27		2:14.838	27		59.038	27		1:00.752	27		59.812	27		1:00.539
32	3.944	2:18.217	32	4.515	59.609	66	1 LAP	1:03.423	25	1 LAP	1:01.734	25	1 LAP	1:02.227
61	1 LAP	1:03.039	61	1 LAP	1:02.733	32	3.705	59.942	32	3.732	59.839	32	3.098	59.905
11	1 LAP	1:06.122	29	1 LAP	2:15.508	8	1 LAP	1:05.779	66	1 LAP	1:03.478	66	1 LAP	1:03.204
56	1 LAP	1:05.834	11	1 LAP	1:05.740	5	3 LAPS	2:41.911	8	1 LAP	1:04.058	76	5 LAPS	1:16.269
76	4 LAPS	3:05.767	56	1 LAP	1:05.157	61	1 LAP	1:02.430	61	1 LAP	1:04.398	8	1 LAP	1:04.401
86	22.059	2:22.886	86	27.468	1:04.447	29	1 LAP	1:02.961	29	1 LAP	1:03.536	61	1 LAP	1:02.570
7	2 LAPS	1:07.042	124	31.045	1:03.483	11	1 LAP	1:05.146	5	3 LAPS	1:14.054	29	1 LAP	1:02.690
67	1 LAP	1:04.206	67	1 LAP	1:04.236	56	1 LAP	1:04.864	11	1 LAP	1:05.360	124	33.337	1:02.102
124	26.600	1:00.422	7	2 LAPS	1:08.171	86	30.646	1:03.930	56	1 LAP	1:05.542	11	1 LAP	1:06.243
26	1 LAP	1:06.061	26	1 LAP	1:04.857	124	33.643	1:03.350	124	31.774	57.943	56	1 LAP	1:06.545
70	2 LAPS	1:06.306	70	2 LAPS	1:04.088	67	1 LAP	1:03.575	86	34.195	1:03.361	5	3 LAPS	1:13.617
33	5 LAPS	1:03.411	33	5 LAPS	1:03.826	26	1 LAP	1:05.353	67	1 LAP	1:03.854	86	36.769	1:03.113
49	2 LAPS	1:12.334	76	4 LAPS	1:18.228	70	2 LAPS	1:04.882	26	1 LAP	1:04.251	67	1 LAP	1:03.871
42	49.116	1:02.064	49	2 LAPS	1:08.808	7	2 LAPS	1:08.639	70	2 LAPS	1:04.215	70	2 LAPS	1:03.448
25	55.633	1:01.920	42	52.162	1:02.084	33	5 LAPS	1:03.388	33	5 LAPS	1:03.387	26	1 LAP	1:03.739
8	57.958	2:19.229	25	58.831	1:02.236	42	54.185	1:02.775	7	2 LAPS	1:06.494	33	5 LAPS	1:03.239
66	58.994	1:02.473				76	4 LAPS	1:16.967	42	56.155	1:01.782	7	2 LAPS	1:06.434
												42	57.191	1:01.575

Oldies but Goldies

RACE 3 - LAP CHART - AMENDED

Lap 21			Lap 22			Lap 23			Lap 24			Lap 25		
No	Behind	Laptime	No	Behind	Laptime	No	Behind	Laptime	No	Behind	Laptime	No	Behind	Laptime
27		59.739	27		59.637	27		1:00.528	27		59.529	27		59.997
32	3.287	59.928	7	3 LAPS	1:06.688	5	4 LAPS	1:12.472	33	6 LAPS	1:03.498	70	3 LAPS	1:03.597
25	1 LAP	1:01.724	32	3.693	1:00.043	42	1 LAP	1:02.566	32	3.434	1:00.211	32	3.285	59.848
66	1 LAP	1:03.046	25	1 LAP	1:01.052	32	2.752	59.587	42	1 LAP	1:02.833	33	6 LAPS	1:03.917
8	1 LAP	1:05.144	66	1 LAP	1:02.671	25	1 LAP	1:01.579	26	2 LAPS	1:06.583	42	1 LAP	1:01.489
61	1 LAP	1:02.527	8	1 LAP	1:04.921	7	3 LAPS	1:07.410	25	1 LAP	1:01.877	25	1 LAP	1:03.304
29	1 LAP	1:02.656	61	1 LAP	1:02.626	66	1 LAP	1:02.906	7	3 LAPS	1:06.083	26	2 LAPS	1:06.491
76	5 LAPS	1:15.294	29	1 LAP	1:02.601	61	1 LAP	1:02.588	5	4 LAPS	1:12.395	76	6 LAPS	1:16.712
124	34.657	1:01.059	124	35.633	1:00.613	8	1 LAP	1:05.134	66	1 LAP	1:02.787	7	3 LAPS	1:06.221
11	1 LAP	1:04.829	76	5 LAPS	1:15.777	29	1 LAP	1:04.318	61	1 LAP	1:02.884	66	1 LAP	1:02.812
86	41.664	1:04.634	86	46.321	1:04.294	124	36.278	1:01.173	8	1 LAP	1:04.976	5	4 LAPS	1:12.348
56	1 LAP	1:06.107	11	1 LAP	1:05.508	86	49.543	1:03.750	29	1 LAP	1:03.528	61	1 LAP	1:03.756
67	1 LAP	1:03.760	56	1 LAP	1:04.177	11	1 LAP	1:05.024	124	37.997	1:01.248	29	1 LAP	1:02.773
5	3 LAPS	1:12.376	67	1 LAP	1:03.839	56	1 LAP	1:04.759	86	54.152	1:04.138	8	1 LAP	1:05.012
70	2 LAPS	1:03.199	70	2 LAPS	1:03.658	67	1 LAP	1:03.670	11	1 LAP	1:05.058	124	38.738	1:00.738
26	1 LAP	1:05.341	33	5 LAPS	1:05.166	70	2 LAPS	1:03.968	56	1 LAP	1:04.856	86	57.032	1:02.877
33	5 LAPS	1:04.196	26	1 LAP	1:08.026	76	5 LAPS	1:15.783	67	1 LAP	1:04.015			
42	59.142	1:01.690												

Oldies but Goldies

RACE 3 - LAP CHART - AMENDED

Lap 26			Lap 27			Lap 28			Lap 29		
No	Behind	Laptime	No	Behind	Laptime	No	Behind	Laptime	No	Behind	Laptime
27		1:00.277	27		59.446	27		59.950	27		1:00.196
56	2 LAPS	1:04.413	32	4.493	1:00.725	86	1 LAP	1:03.544	76	7 LAPS	1:14.484
67	2 LAPS	1:04.467	56	2 LAPS	1:03.690	32	5.277	1:00.734	5	5 LAPS	1:12.552
11	2 LAPS	1:06.248	67	2 LAPS	1:04.360	56	2 LAPS	1:03.570	86	1 LAP	1:02.010
32	3.214	1:00.206	70	3 LAPS	1:03.355	67	2 LAPS	1:03.679	32	5.610	1:00.529
70	3 LAPS	1:03.491	11	2 LAPS	1:04.968	70	3 LAPS	1:02.558	56	2 LAPS	1:03.236
42	1 LAP	1:01.835	42	1 LAP	1:01.730	42	1 LAP	1:02.541	70	3 LAPS	1:02.520
33	6 LAPS	1:04.047	33	6 LAPS	1:03.846	11	2 LAPS	1:05.320	67	2 LAPS	1:04.291
25	1 LAP	1:01.588	25	1 LAP	1:01.917	33	6 LAPS	1:03.907	42	1 LAP	1:04.084
26	2 LAPS	1:05.198	26	2 LAPS	1:04.667	25	1 LAP	1:01.511	11	2 LAPS	1:04.969
66	1 LAP	1:02.765	66	1 LAP	1:02.847	26	2 LAPS	1:05.060	25	1 LAP	1:01.613
7	3 LAPS	1:06.989	7	3 LAPS	1:05.965	66	1 LAP	1:02.817	33	6 LAPS	1:04.190
76	6 LAPS	1:15.040	61	1 LAP	1:03.062	7	3 LAPS	1:06.158	26	2 LAPS	1:04.521
61	1 LAP	1:02.889	29	1 LAP	1:03.471	61	1 LAP	1:02.964	66	1 LAP	1:02.198
29	1 LAP	1:02.892	124	42.763	1:02.445	124	43.743	1:00.930	124	44.677	1:01.130
5	4 LAPS	1:12.144	76	6 LAPS	1:15.636	29	1 LAP	1:03.191	61	1 LAP	1:03.206
124	39.764	1:01.303	8	1 LAP	1:05.711	8	1 LAP	1:05.598	7	3 LAPS	1:06.583
8	1 LAP	1:04.910	5	4 LAPS	1:12.176				29	1 LAP	1:02.707
86	59.200	1:02.445							8	1 LAP	1:05.286

Oldies but Goldies
RACE 3 - LAP CHART

Lap 6			Lap 7			Lap 8			Lap 9			Lap 10		
No	Behind	Laptime	No	Behind	Laptime	No	Behind	Laptime	No	Behind	Laptime	No	Behind	Laptime
27		59.527	27		1:00.339	27		59.666	27		59.260	27		59.889
32	1.058	59.614	32	0.902	1:00.183	76	2 LAPS	1:18.090	33	5 LAPS	1:03.492	32	1.549	59.759
49	1 LAP	1:09.339	70	1 LAP	1:09.648	32	1.109	59.873	32	1.679	59.830	33	5 LAPS	1:03.298
5	1 LAP	1:11.975	124	3.243	1:00.544	124	5.709	1:02.132	86	7.499	1:00.367	86	8.086	1:00.476
124	3.038	1:01.593	86	4.337	1:00.560	86	6.392	1:01.721	124	7.794	1:01.345	124	8.290	1:00.385
86	4.116	1:00.122	7	1 LAP	1:09.861	70	1 LAP	1:09.356	76	2 LAPS	1:15.675	42	29.764	1:06.740
51	1 LAP	1:13.031	49	1 LAP	1:06.385	7	1 LAP	1:07.714	70	1 LAP	1:09.023	7	1 LAP	1:08.702
42	14.908	1:02.560	5	1 LAP	1:10.029	49	1 LAP	1:07.313	7	1 LAP	1:08.550	70	1 LAP	1:11.328
8	21.531	1:03.329	42	17.247	1:02.678	42	20.315	1:02.734	42	22.913	1:01.858	49	1 LAP	1:07.587
11	23.947	1:03.318	8	24.378	1:03.186	5	1 LAP	1:10.749	49	1 LAP	1:08.375	76	2 LAPS	1:17.068
26	24.167	1:03.279	51	1 LAP	1:13.095	8	28.029	1:03.317	8	31.832	1:03.063	8	34.876	1:02.933
56	24.377	1:02.595	11	26.827	1:03.219	26	30.950	1:03.523	26	35.132	1:03.442	25	2 LAPS	1:01.748
25	2 LAPS	1:03.023	26	27.093	1:03.265	11	31.322	1:04.161	25	2 LAPS	1:03.221	26	38.615	1:03.372
66	26.260	1:03.179	56	27.225	1:03.187	25	2 LAPS	1:03.262	11	36.149	1:04.087	11	40.086	1:03.826
29	29.913	1:03.758	25	2 LAPS	1:02.855	56	31.841	1:04.282	5	1 LAP	1:11.849	56	40.172	1:03.574
67	32.674	1:04.561	66	28.811	1:02.890	66	33.350	1:04.205	56	36.487	1:03.906	66	41.034	1:03.794
61	33.963	1:02.808	29	32.799	1:03.225	29	37.742	1:04.609	66	37.129	1:03.039	29	44.202	1:02.954
24	35.216	1:04.931	67	36.338	1:04.003	51	1 LAP	1:13.058	29	41.137	1:02.655	5	1 LAP	1:10.620
76	1 LAP	1:18.519	61	36.867	1:03.243	67	41.273	1:04.601	67	47.215	1:05.202	67	51.762	1:04.436
33	4 LAPS	1:03.495	24	40.011	1:05.134	61	41.432	1:04.231	61	48.089	1:05.917	61	51.961	1:03.761
			33	4 LAPS	1:04.155	24	45.511	1:05.166	24	51.017	1:04.766	24	55.519	1:04.391
									51	1 LAP	1:12.833			

Oldies but Goldies
RACE 3 - LAP CHART

Lap 11			Lap 12			Lap 13			Lap 14			Lap 15		
No	Behind	Laptime	No	Behind	Laptime	No	Behind	Laptime	No	Behind	Laptime	No	Behind	Laptime
27		59.910	27		59.381	27		59.990	27		1:00.467	27		1:00.310
32	1.117	59.478	32	1.755	1:00.019	49	2 LAPS	1:14.766	32	1.011	59.833	32	0.565	59.864
51	2 LAPS	1:13.216	24	1 LAP	1:06.632	32	1.645	59.880	25	4 LAPS	2:18.770	29	1 LAP	1:03.774
33	5 LAPS	1:03.146	67	1 LAP	1:12.663	76	3 LAPS	1:17.411	66	2 LAPS	2:16.480	25	4 LAPS	1:01.382
86	8.710	1:00.534	86	11.125	1:01.796	24	1 LAP	1:06.909	86	12.599	1:01.580	66	2 LAPS	1:02.388
124	11.894	1:03.514	124	11.800	59.287	5	2 LAPS	1:11.648	61	2 LAPS	2:18.799	86	14.011	1:01.722
7	1 LAP	1:07.846	33	5 LAPS	1:04.876	86	11.486	1:00.351	5	2 LAPS	1:09.804	61	2 LAPS	1:02.265
8	39.009	1:04.043	8	43.053	1:03.425	124	12.319	1:00.509	124	20.740	1:08.888	7	3 LAPS	2:35.443
70	1 LAP	1:09.865	7	1 LAP	1:09.414	33	5 LAPS	1:03.323	33	5 LAPS	1:06.131	5	2 LAPS	1:10.061
25	2 LAPS	1:06.872	11	49.872	1:03.864	8	46.608	1:03.545	26	2 LAPS	2:39.021	70	3 LAPS	2:34.372
49	1 LAP	1:11.831	42	1 LAP	2:20.423	42	1 LAP	1:03.330	67	2 LAPS	2:21.324	26	2 LAPS	1:05.768
11	45.389	1:05.213	56	54.944	1:08.674	11	55.429	1:05.547	76	3 LAPS	1:19.993	67	2 LAPS	1:04.885
26	45.482	1:06.777	29	55.584	1:07.727	29	58.995	1:03.401	8	49.579	1:03.438	49	3 LAPS	2:35.733
56	45.651	1:05.389	70	1 LAP	1:12.978	56	59.027	1:04.073	42	1 LAP	1:03.424	24	2 LAPS	2:27.186
29	47.238	1:02.946										8	53.567	1:04.298
66	47.370	1:06.246										42	1 LAP	1:02.697
76	2 LAPS	1:18.018										25	3 LAPS	1:01.769
61	54.713	1:02.662										66	1 LAP	1:02.249
5	1 LAP	1:10.977										29	1:09.796	1:07.804
												61	1 LAP	1:02.614
												11	1 LAP	2:27.417
												56	1 LAP	2:25.082
												7	2 LAPS	1:08.296
												26	1 LAP	1:06.697

Oldies but Goldies
RACE 3 - LAP CHART

Lap 16			Lap 17			Lap 18			Lap 19			Lap 20		
No	Behind	Laptime	No	Behind	Laptime	No	Behind	Laptime	No	Behind	Laptime	No	Behind	Laptime
27		2:14.838	27		59.038	27		1:00.752	27		59.812	27		1:00.539
32	3.944	2:18.217	32	4.515	59.609	66	1 LAP	1:03.423	25	3 LAPS	1:01.734	25	3 LAPS	1:02.227
61	1 LAP	1:03.039	61	1 LAP	1:02.733	32	3.705	59.942	32	3.732	59.839	32	3.098	59.905
11	1 LAP	1:06.122	29	1 LAP	2:15.508	8	1 LAP	1:05.779	66	1 LAP	1:03.478	66	1 LAP	1:03.204
56	1 LAP	1:05.834	11	1 LAP	1:05.740	5	3 LAPS	2:41.911	8	1 LAP	1:04.058	76	5 LAPS	1:16.269
76	4 LAPS	3:05.767	56	1 LAP	1:05.157	61	1 LAP	1:02.430	61	1 LAP	1:04.398	8	1 LAP	1:04.401
86	22.059	2:22.886	86	27.468	1:04.447	29	1 LAP	1:02.961	29	1 LAP	1:03.536	61	1 LAP	1:02.570
7	2 LAPS	1:07.042	124	31.045	1:03.483	11	1 LAP	1:05.146	5	3 LAPS	1:14.054	29	1 LAP	1:02.690
67	1 LAP	1:04.206	67	1 LAP	1:04.236	56	1 LAP	1:04.864	11	1 LAP	1:05.360	124	33.337	1:02.102
124	26.600	1:00.422	7	2 LAPS	1:08.171	86	30.646	1:03.930	56	1 LAP	1:05.542	11	1 LAP	1:06.243
26	1 LAP	1:06.061	26	1 LAP	1:04.857	124	33.643	1:03.350	124	31.774	57.943	56	1 LAP	1:06.545
70	2 LAPS	1:06.306	70	2 LAPS	1:04.088	67	1 LAP	1:03.575	86	34.195	1:03.361	5	3 LAPS	1:13.617
33	5 LAPS	1:03.411	33	5 LAPS	1:03.826	26	1 LAP	1:05.353	67	1 LAP	1:03.854	86	36.769	1:03.113
49	2 LAPS	1:12.334	76	4 LAPS	1:18.228	70	2 LAPS	1:04.882	26	1 LAP	1:04.251	67	1 LAP	1:03.871
42	49.116	1:02.064	49	2 LAPS	1:08.808	7	2 LAPS	1:08.639	70	2 LAPS	1:04.215	70	2 LAPS	1:03.448
25	2 LAPS	1:01.920	42	52.162	1:02.084	33	5 LAPS	1:03.388	33	5 LAPS	1:03.387	26	1 LAP	1:03.739
8	57.958	2:19.229	25	2 LAPS	1:02.236	42	54.185	1:02.775	7	2 LAPS	1:06.494	33	5 LAPS	1:03.239
66	58.994	1:02.473				76	4 LAPS	1:16.967	42	56.155	1:01.782	7	2 LAPS	1:06.434
												42	57.191	1:01.575

Oldies but Goldies
RACE 3 - LAP CHART

Lap 21			Lap 22			Lap 23			Lap 24			Lap 25		
No	Behind	Laptime	No	Behind	Laptime	No	Behind	Laptime	No	Behind	Laptime	No	Behind	Laptime
27		59.739	27		59.637	27		1:00.528	27		59.529	27		59.997
32	3.287	59.928	7	3 LAPS	1:06.688	5	4 LAPS	1:12.472	33	6 LAPS	1:03.498	70	3 LAPS	1:03.597
66	1 LAP	1:03.046	32	3.693	1:00.043	42	1 LAP	1:02.566	32	3.434	1:00.211	32	3.285	59.848
8	1 LAP	1:05.144	25	4 LAPS	2:02.776	32	2.752	59.587	42	1 LAP	1:02.833	33	6 LAPS	1:03.917
61	1 LAP	1:02.527	66	1 LAP	1:02.671	25	4 LAPS	1:01.579	26	2 LAPS	1:06.583	42	1 LAP	1:01.489
29	1 LAP	1:02.656	8	1 LAP	1:04.921	7	3 LAPS	1:07.410	25	4 LAPS	1:01.877	25	4 LAPS	1:03.304
76	5 LAPS	1:15.294	61	1 LAP	1:02.626	66	1 LAP	1:02.906	7	3 LAPS	1:06.083	26	2 LAPS	1:06.491
124	34.657	1:01.059	29	1 LAP	1:02.601	61	1 LAP	1:02.588	5	4 LAPS	1:12.395	76	6 LAPS	1:16.712
11	1 LAP	1:04.829	124	35.633	1:00.613	8	1 LAP	1:05.134	66	1 LAP	1:02.787	7	3 LAPS	1:06.221
86	41.664	1:04.634	76	5 LAPS	1:15.777	29	1 LAP	1:04.318	61	1 LAP	1:02.884	66	1 LAP	1:02.812
56	1 LAP	1:06.107	86	46.321	1:04.294	124	36.278	1:01.173	8	1 LAP	1:04.976	5	4 LAPS	1:12.348
67	1 LAP	1:03.760	11	1 LAP	1:05.508	86	49.543	1:03.750	29	1 LAP	1:03.528	61	1 LAP	1:03.756
5	3 LAPS	1:12.376	56	1 LAP	1:04.177	11	1 LAP	1:05.024	124	37.997	1:01.248	29	1 LAP	1:02.773
70	2 LAPS	1:03.199	67	1 LAP	1:03.839	56	1 LAP	1:04.759	86	54.152	1:04.138	8	1 LAP	1:05.012
26	1 LAP	1:05.341	70	2 LAPS	1:03.658	67	1 LAP	1:03.670	11	1 LAP	1:05.058	124	38.738	1:00.738
33	5 LAPS	1:04.196	33	5 LAPS	1:05.166	70	2 LAPS	1:03.968	56	1 LAP	1:04.856	86	57.032	1:02.877
42	59.142	1:01.690	26	1 LAP	1:08.026	76	5 LAPS	1:15.783	67	1 LAP	1:04.015			

Oldies but Goldies
RACE 3 - LAP CHART

Lap 26			Lap 27			Lap 28			Lap 29		
No	Behind	Laptime	No	Behind	Laptime	No	Behind	Laptime	No	Behind	Laptime
27		1:00.277	27		59.446	27		59.950	27		1:00.196
56	2 LAPS	1:04.413	32	4.493	1:00.725	86	1 LAP	1:03.544	76	7 LAPS	1:14.484
67	2 LAPS	1:04.467	56	2 LAPS	1:03.690	32	5.277	1:00.734	5	5 LAPS	1:12.552
11	2 LAPS	1:06.248	67	2 LAPS	1:04.360	56	2 LAPS	1:03.570	86	1 LAP	1:02.010
32	3.214	1:00.206	70	3 LAPS	1:03.355	67	2 LAPS	1:03.679	32	5.610	1:00.529
70	3 LAPS	1:03.491	11	2 LAPS	1:04.968	70	3 LAPS	1:02.558	56	2 LAPS	1:03.236
42	1 LAP	1:01.835	42	1 LAP	1:01.730	42	1 LAP	1:02.541	70	3 LAPS	1:02.520
33	6 LAPS	1:04.047	33	6 LAPS	1:03.846	11	2 LAPS	1:05.320	67	2 LAPS	1:04.291
25	4 LAPS	1:01.588	25	4 LAPS	1:01.917	33	6 LAPS	1:03.907	42	1 LAP	1:04.084
26	2 LAPS	1:05.198	26	2 LAPS	1:04.667	25	4 LAPS	1:01.511	11	2 LAPS	1:04.969
66	1 LAP	1:02.765	66	1 LAP	1:02.847	26	2 LAPS	1:05.060	25	4 LAPS	1:01.613
7	3 LAPS	1:06.989	7	3 LAPS	1:05.965	66	1 LAP	1:02.817	33	6 LAPS	1:04.190
76	6 LAPS	1:15.040	61	1 LAP	1:03.062	7	3 LAPS	1:06.158	26	2 LAPS	1:04.521
61	1 LAP	1:02.889	29	2 LAPS	2:06.363	61	1 LAP	1:02.964	66	1 LAP	1:02.198
5	4 LAPS	1:12.144	124	42.763	1:02.445	124	43.743	1:00.930	124	44.677	1:01.130
124	39.764	1:01.303	76	6 LAPS	1:15.636	29	2 LAPS	1:03.191	61	1 LAP	1:03.206
8	1 LAP	1:04.910	8	1 LAP	1:05.711	8	1 LAP	1:05.598	7	3 LAPS	1:06.583
86	59.200	1:02.445	5	4 LAPS	1:12.176				29	2 LAPS	1:02.707
									8	1 LAP	1:05.286

Cloth Cap including XK Challenge

QUALIFYING - RACE 4 - CLASSIFICATION

POS	NO	CL	NAME	ENTRY	TIME	ON	LAPS	GAP	DIFF	MPH
1	63	A	WILKINSON SNR/WRIGHT	Jaguar E type	57.097	17	20			85.11
2	93	A	Harry WYNDHAM	Jaguar E type	57.645	23	23	0.548	0.548	84.30
3	85	C	Stephen BOND	Lotus 26R	59.166	17	18	2.069	1.521	82.14
4	15	XKC	John BURTON	Jaguar XK120 FHC	59.377	19	20	2.280	0.211	81.84
5	23	XKC	LOVE/KEEN	Jaguar XK150	59.572	20	20	2.475	0.195	81.58
6	19	A	Bill GOODALL	Jaguar E type	59.579	23	23	2.482	0.007	81.57
7	67	XKD	Andrew MOORE	Jaguar XK120	59.787	18	22	2.690	0.208	81.28
8	21	XKC	WENMAN/VENABLES	Jaguar XK120	1:00.122	17	20	3.025	0.335	80.83
9	10	B	Karl WETHERELL	Triumph TR4	1:00.392	17	22	3.295	0.270	80.47
10	81	A	Tony ECKFORD	Sunbeam Le Mans Tiger	1:00.580	20	20	3.483	0.188	80.22
11	8	XKC	ZIEGLER/SALMON	Jaguar XK120	1:00.975	20	21	3.878	0.395	79.70
12	13	XKC	ROCHEZ/MILLS	Jaguar XK150 FHC	1:01.473	19	19	4.376	0.498	79.05
13	40	XKC	KEITH-LUCAS/KEITH-LUCAS	Jaguar XK150S FHC	1:01.533	19	19	4.436	0.060	78.98
14	16	XKC	ROBERTS/KEITH-LUCAS	Jaguar XK150	1:01.892	18	21	4.795	0.359	78.52
15	2	XKC	KEITH-LUCAS/FLOYD	Jaguar XK120 Roadster	1:01.952	20	20	4.855	0.060	78.44
16	44	XKD	SKIPWORTH/BLAKEMORE	Jaguar XK120	1:02.860	16	17	5.763	0.908	77.31
17	20	XKC	Michael O'SHEA	Jaguar XK150S	1:02.981	7	12	5.884	0.121	77.16
18	9	XKA	CHASE-GARDENER/ALLEN	Jaguar XK140 SE	1:03.972	18	20	6.875	0.991	75.97
19	30	XKD	SKIPWORTH/BATT	Jaguar XK120	1:04.581	19	19	7.484	0.609	75.25
20	166	B	PEARSON/DEVINE	Triumph TR4	1:14.197	3	4	17.100	9.616	65.50

CAR 44 - NO WORKING TRANSPONDER

Weather / Track : Cloudy / Damp

These results are provisional until the conclusion of any judicial and technical matters.

Mallory Park
Circuit Length = 1.3500 miles
Start: 11:15 End: 11:41

Clerk of Course :

Timekeeper :

Cloth Cap including XK Challenge

QUALIFYING - RACE 4 - LAP ANALYSIS

2		KEITH-LUCAS/FLOYD		Jaguar XK120 Roadster	
1 -	1:14.252	+ 12.300	11:19:25.010	11 -	1:06.551 + 4.599 11:31:51.676
2 -	1:09.294	+ 7.342	11:20:34.304	12 -	1:06.173 + 4.221 11:32:57.849
3 -	1:06.535	+ 4.583	11:21:40.839	13 -	1:05.188 + 3.236 11:34:03.037
4 -	1:06.147	+ 4.195	11:22:46.986	14 -	1:04.239 + 2.287 11:35:07.276
5 -	1:03.822	+ 1.870	11:23:50.808	15 -	1:03.927 + 1.975 11:36:11.203
6 -	1:07.498	+ 5.546	11:24:58.306	16 -	1:04.716 + 2.764 11:37:15.919
7 -	1:03.335	+ 1.383	11:26:01.641	17 -	1:03.132 + 1.180 11:38:19.051
8 -	1:03.559	+ 1.607	11:27:05.200	18 -	1:02.824 + 0.872 11:39:21.875
9 -	1:11.512	+ 9.560	11:28:16.712	19 -	1:02.629 + 0.677 11:40:24.504
10 -	2:28.413	+ 1:26.461	11:30:45.125	20 -	1:01.952 11:41:26.456
8		ZIEGLER/SALMON		Jaguar XK120	
1 -	1:11.813	+ 10.838	11:19:06.662	12 -	1:04.322 + 3.347 11:31:20.849
2 -	1:07.288	+ 6.313	11:20:13.950	13 -	1:03.436 + 2.461 11:32:24.285
3 -	1:11.539	+ 10.564	11:21:25.489	14 -	1:05.205 + 4.230 11:33:29.490
4 -	1:11.715	+ 10.740	11:22:37.204	15 -	1:06.039 + 5.064 11:34:35.529
5 -	1:10.466	+ 9.491	11:23:47.670	16 -	1:02.876 + 1.901 11:35:38.405
6 -	1:07.480	+ 6.505	11:24:55.150	17 -	1:03.982 + 3.007 11:36:42.387
7 -	1:03.256	+ 2.281	11:25:58.406	18 -	1:06.387 + 5.412 11:37:48.774
8 -	1:05.266	+ 4.291	11:27:03.672	19 -	1:03.645 + 2.670 11:38:52.419
9 -	1:05.539	+ 4.564	11:28:09.211	20 -	1:00.975 11:39:53.394
10 -	1:03.911	+ 2.936	11:29:13.122	21 -	1:02.695 + 1.720 11:40:56.089
11 -	1:03.405	+ 2.430	11:30:16.527		
9		CHASE-GARDENER/ALLEN		Jaguar XK140 SE	
1 -	1:08.992	+ 5.020	11:18:43.674	11 -	2:31.427 + 1:27.455 11:31:34.875
2 -	1:08.321	+ 4.349	11:19:51.995	12 -	1:07.659 + 3.687 11:32:42.534
3 -	1:10.097	+ 6.125	11:21:02.092	13 -	1:06.297 + 2.325 11:33:48.831
4 -	1:07.058	+ 3.086	11:22:09.150	14 -	1:04.783 + 0.811 11:34:53.614
5 -	1:06.843	+ 2.871	11:23:15.993	15 -	1:04.647 + 0.675 11:35:58.261
6 -	1:06.606	+ 2.634	11:24:22.599	16 -	1:05.154 + 1.182 11:37:03.415
7 -	1:08.216	+ 4.244	11:25:30.815	17 -	1:04.050 + 0.078 11:38:07.465
8 -	1:09.768	+ 5.796	11:26:40.583	18 -	1:03.972 11:39:11.437
9 -	1:10.712	+ 6.740	11:27:51.295	19 -	1:04.456 + 0.484 11:40:15.893
10 -	1:12.153	+ 8.181	11:29:03.448	20 -	1:04.107 + 0.135 11:41:20.000
10		Karl WETHERELL		Triumph TR4	
1 -	1:16.899	+ 16.507	11:19:20.477	12 -	1:01.837 + 1.445 11:31:22.051
2 -	1:10.148	+ 9.756	11:20:30.625	13 -	1:02.582 + 2.190 11:32:24.633
3 -	1:08.811	+ 8.419	11:21:39.436	14 -	1:03.147 + 2.755 11:33:27.780
4 -	1:09.497	+ 9.105	11:22:48.933	15 -	1:03.540 + 3.148 11:34:31.320
5 -	1:04.455	+ 4.063	11:23:53.388	16 -	1:01.086 + 0.694 11:35:32.406
6 -	1:06.617	+ 6.225	11:25:00.005	17 -	1:00.392 11:36:32.798
7 -	1:05.518	+ 5.126	11:26:05.523	18 -	1:00.545 + 0.153 11:37:33.343
8 -	1:03.314	+ 2.922	11:27:08.837	19 -	1:00.526 + 0.134 11:38:33.869
9 -	1:04.657	+ 4.265	11:28:13.494	20 -	1:03.282 + 2.890 11:39:37.151
10 -	1:03.398	+ 3.006	11:29:16.892	21 -	1:02.077 + 1.685 11:40:39.228
11 -	1:03.322	+ 2.930	11:30:20.214	22 -	1:00.473 + 0.081 11:41:39.701
13		ROCHEZ/MILLS		Jaguar XK150 FHC	
1 -	1:17.963	+ 16.490	11:19:27.920	11 -	1:05.672 + 4.199 11:31:11.081
2 -	1:14.789	+ 13.316	11:20:42.709	12 -	1:05.328 + 3.855 11:32:16.409
3 -	1:14.982	+ 13.509	11:21:57.691	13 -	1:08.781 + 7.308 11:33:25.190
4 -	1:09.815	+ 8.342	11:23:07.506	14 -	2:24.618 + 1:23.145 11:35:49.808
5 -	1:09.678	+ 8.205	11:24:17.184	15 -	1:04.123 + 2.650 11:36:53.931
6 -	1:11.518	+ 10.045	11:25:28.702	16 -	1:03.287 + 1.814 11:37:57.218
7 -	1:10.308	+ 8.835	11:26:39.010	17 -	1:03.517 + 2.044 11:39:00.735
8 -	1:11.474	+ 10.001	11:27:50.484	18 -	1:02.934 + 1.461 11:40:03.669
9 -	1:07.036	+ 5.563	11:28:57.520	19 -	1:01.473 11:41:05.142
10 -	1:07.889	+ 6.416	11:30:05.409		
15		John BURTON		Jaguar XK120 FHC	
1 -	1:06.522	+ 7.145	11:18:43.488	11 -	1:02.635 + 3.258 11:29:23.267

Mallory Park
Circuit Length = 1.3500 miles
Start: 11:15 End: 11:41

Weather / Track : Cloudy / Damp

Cloth Cap including XK Challenge

QUALIFYING - RACE 4 - LAP ANALYSIS

2 -	1:04.568	+ 5.191	11:19:48.056	12 -	1:01.506	+ 2.129	11:30:24.773
3 -	1:06.725	+ 7.348	11:20:54.781	13 -	1:02.609	+ 3.232	11:31:27.382
4 -	1:02.954	+ 3.577	11:21:57.735	14 -	1:02.144	+ 2.767	11:32:29.526
5 -	1:07.158	+ 7.781	11:23:04.893	15 -	1:53.121	+ 53.744	11:34:22.647
6 -	1:10.406	+ 11.029	11:24:15.299	16 -	1:03.418	+ 4.041	11:35:26.065
7 -	1:01.011	+ 1.634	11:25:16.310	17 -	1:02.569	+ 3.192	11:36:28.634
8 -	1:00.462	+ 1.085	11:26:16.772	18 -	59.692	+ 0.315	11:37:28.326
9 -	1:01.218	+ 1.841	11:27:17.990	19 -	59.377		11:38:27.703
10 -	1:02.642	+ 3.265	11:28:20.632	20 -	1:17.376	+ 17.999	11:39:45.079
16	ROBERTS/KEITH-LUCAS			Jaguar XK150			
1 -	1:10.112	+ 8.220	11:18:19.253	12 -	1:12.829	+ 10.937	11:30:52.498
2 -	1:13.048	+ 11.156	11:19:32.301	13 -	2:24.928	+ 1:23.036	11:33:17.426
3 -	1:12.364	+ 10.472	11:20:44.665	14 -	1:04.949	+ 3.057	11:34:22.375
4 -	1:10.599	+ 8.707	11:21:55.264	15 -	1:03.463	+ 1.571	11:35:25.838
5 -	1:09.487	+ 7.595	11:23:04.751	16 -	1:02.710	+ 0.818	11:36:28.548
6 -	1:11.322	+ 9.430	11:24:16.073	17 -	1:02.872	+ 0.980	11:37:31.420
7 -	1:06.320	+ 4.428	11:25:22.393	18 -	1:01.892		11:38:33.312
8 -	1:04.849	+ 2.957	11:26:27.242	19 -	1:02.935	+ 1.043	11:39:36.247
9 -	1:04.257	+ 2.365	11:27:31.499	20 -	1:02.621	+ 0.729	11:40:38.868
10 -	1:04.046	+ 2.154	11:28:35.545	21 -	1:01.902	+ 0.010	11:41:40.770
11 -	1:04.124	+ 2.232	11:29:39.669				
19	Bill GOODALL			Jaguar E type			
1 -	1:07.074	+ 7.495	11:18:35.830	13 -	1:02.947	+ 3.368	11:31:28.597
2 -	1:06.169	+ 6.590	11:19:41.999	14 -	1:00.956	+ 1.377	11:32:29.553
3 -	1:04.217	+ 4.638	11:20:46.216	15 -	1:02.475	+ 2.896	11:33:32.028
4 -	1:09.039	+ 9.460	11:21:55.255	16 -	1:01.413	+ 1.834	11:34:33.441
5 -	1:06.533	+ 6.954	11:23:01.788	17 -	1:02.221	+ 2.642	11:35:35.662
6 -	1:04.950	+ 5.371	11:24:06.738	18 -	1:00.700	+ 1.121	11:36:36.362
7 -	1:03.382	+ 3.803	11:25:10.120	19 -	1:00.245	+ 0.666	11:37:36.607
8 -	1:02.263	+ 2.684	11:26:12.383	20 -	59.706	+ 0.127	11:38:36.313
9 -	1:03.739	+ 4.160	11:27:16.122	21 -	1:00.911	+ 1.332	11:39:37.224
10 -	1:03.473	+ 3.894	11:28:19.595	22 -	59.755	+ 0.176	11:40:36.979
11 -	1:03.257	+ 3.678	11:29:22.852	23 -	59.579		11:41:36.558
12 -	1:02.798	+ 3.219	11:30:25.650				
20	Michael O'SHEA			Jaguar XK150S			
1 -	1:12.523	+ 9.542	11:19:10.082	7 -	1:02.981		11:25:59.799
2 -	1:07.326	+ 4.345	11:20:17.408	8 -	1:04.984	+ 2.003	11:27:04.783
3 -	1:09.084	+ 6.103	11:21:26.492	9 -	1:05.982	+ 3.001	11:28:10.765
4 -	1:17.856	+ 14.875	11:22:44.348	10 -	1:05.808	+ 2.827	11:29:16.573
5 -	1:04.538	+ 1.557	11:23:48.886	11 -	1:05.428	+ 2.447	11:30:22.001
6 -	1:07.932	+ 4.951	11:24:56.818	12 -	1:08.954	+ 5.973	11:31:30.955
21	WENMAN/VENABLES			Jaguar XK120			
1 -	1:10.157	+ 10.035	11:18:35.694	11 -	1:01.670	+ 1.548	11:29:40.397
2 -	1:11.635	+ 11.513	11:19:47.329	12 -	1:13.009	+ 12.887	11:30:53.406
3 -	1:08.039	+ 7.917	11:20:55.368	13 -	2:53.676	+ 1:53.554	11:33:47.082
4 -	1:04.253	+ 4.131	11:21:59.621	14 -	1:02.419	+ 2.297	11:34:49.501
5 -	1:06.625	+ 6.503	11:23:06.246	15 -	1:01.701	+ 1.579	11:35:51.202
6 -	1:10.585	+ 10.463	11:24:16.831	16 -	1:01.103	+ 0.981	11:36:52.305
7 -	1:10.414	+ 10.292	11:25:27.245	17 -	1:00.122		11:37:52.427
8 -	1:04.364	+ 4.242	11:26:31.609	18 -	1:01.606	+ 1.484	11:38:54.033
9 -	1:03.776	+ 3.654	11:27:35.385	19 -	1:02.029	+ 1.907	11:39:56.062
10 -	1:03.342	+ 3.220	11:28:38.727	20 -	1:02.061	+ 1.939	11:40:58.123
23	LOVE/KEEN			Jaguar XK150			
1 -	1:18.801	+ 19.229	11:19:21.720	11 -	1:02.804	+ 3.232	11:32:06.432
2 -	1:14.779	+ 15.207	11:20:36.499	12 -	1:02.891	+ 3.319	11:33:09.323
3 -	1:12.729	+ 13.157	11:21:49.228	13 -	1:01.170	+ 1.598	11:34:10.493
4 -	1:12.165	+ 12.593	11:23:01.393	14 -	1:00.549	+ 0.977	11:35:11.042
5 -	1:13.419	+ 13.847	11:24:14.812	15 -	1:00.855	+ 1.283	11:36:11.897
6 -	1:12.202	+ 12.630	11:25:27.014	16 -	1:00.613	+ 1.041	11:37:12.510
7 -	1:11.171	+ 11.599	11:26:38.185	17 -	1:00.488	+ 0.916	11:38:12.998

Mallory Park
 Circuit Length = 1.3500 miles
 Start: 11:15 End: 11:41

Weather / Track : Cloudy / Damp

Cloth Cap including XK Challenge

QUALIFYING - RACE 4 - LAP ANALYSIS

8 -	1:15.659	+ 16.087	11:27:53.844	18 -	59.994	+ 0.422	11:39:12.992
9 -	2:06.998	+ 1:07.426	11:30:00.842	19 -	1:00.163	+ 0.591	11:40:13.155
10 -	1:02.786	+ 3.214	11:31:03.628	20 -	59.572		11:41:12.727
30	SKIPWORTH/BATT		Jaguar XK120				
1 -	1:11.223	+ 6.642	11:19:04.699	11 -	2:54.686	+ 1:50.105	11:32:13.894
2 -	1:08.077	+ 3.496	11:20:12.776	12 -	1:08.277	+ 3.696	11:33:22.171
3 -	1:12.318	+ 7.737	11:21:25.094	13 -	1:05.521	+ 0.940	11:34:27.692
4 -	1:11.407	+ 6.826	11:22:36.501	14 -	1:07.741	+ 3.160	11:35:35.433
5 -	1:07.551	+ 2.970	11:23:44.052	15 -	1:05.767	+ 1.186	11:36:41.200
6 -	1:07.366	+ 2.785	11:24:51.418	16 -	1:06.945	+ 2.364	11:37:48.145
7 -	1:06.054	+ 1.473	11:25:57.472	17 -	1:05.623	+ 1.042	11:38:53.768
8 -	1:05.801	+ 1.220	11:27:03.273	18 -	1:06.405	+ 1.824	11:40:00.173
9 -	1:04.922	+ 0.341	11:28:08.195	19 -	1:04.581		11:41:04.754
10 -	1:11.013	+ 6.432	11:29:19.208				
40	KEITH-LUCAS/KEITH-LUCAS		Jaguar XK150S FHC				
1 -	1:19.931	+ 18.398	11:19:45.208	11 -	1:13.115	+ 11.582	11:33:09.698
2 -	1:16.661	+ 15.128	11:21:01.869	12 -	1:07.900	+ 6.367	11:34:17.598
3 -	1:14.656	+ 13.123	11:22:16.525	13 -	1:05.844	+ 4.311	11:35:23.442
4 -	1:12.752	+ 11.219	11:23:29.277	14 -	1:03.831	+ 2.298	11:36:27.273
5 -	1:11.416	+ 9.883	11:24:40.693	15 -	1:03.208	+ 1.675	11:37:30.481
6 -	1:10.923	+ 9.390	11:25:51.616	16 -	1:01.738	+ 0.205	11:38:32.219
7 -	1:11.253	+ 9.720	11:27:02.869	17 -	1:06.298	+ 4.765	11:39:38.517
8 -	1:10.377	+ 8.844	11:28:13.246	18 -	1:02.825	+ 1.292	11:40:41.342
9 -	1:12.583	+ 11.050	11:29:25.829	19 -	1:01.533		11:41:42.875
10 -	2:30.754	+ 1:29.221	11:31:56.583				
44	SKIPWORTH/BLAKEMORE		Jaguar XK120				
1 -	1:10.830	+ 7.970	11:19:02.402	10 -	1:05.197	+ 2.337	11:30:14.289
2 -	2:21.930	+ 1:19.070	11:21:24.332	11 -	1:05.853	+ 2.993	11:31:20.142
3 -	1:07.616	+ 4.756	11:22:31.948	12 -	1:07.928	+ 5.068	11:32:28.070
4 -	1:05.916	+ 3.056	11:23:37.864	13 -	1:07.243	+ 4.383	11:33:35.313
5 -	1:06.741	+ 3.881	11:24:44.605	14 -	1:05.404	+ 2.544	11:34:40.717
6 -	1:07.012	+ 4.152	11:25:51.617	15 -	1:04.269	+ 1.409	11:35:44.986
7 -	1:08.670	+ 5.810	11:27:00.287	16 -	1:02.860		11:36:47.846
8 -	1:04.459	+ 1.599	11:28:04.746	17 -	1:07.139	+ 4.279	11:37:54.985
9 -	1:04.346	+ 1.486	11:29:09.092				
63	WILKINSON SNR/WRIGHT		Jaguar E type				
1 -	1:12.965	+ 15.868	11:18:58.239	11 -	1:15.615	+ 18.518	11:30:51.688
2 -	1:12.975	+ 15.878	11:20:11.214	12 -	2:17.868	+ 1:20.771	11:33:09.556
3 -	1:13.117	+ 16.020	11:21:24.331	13 -	59.165	+ 2.068	11:34:08.721
4 -	1:11.797	+ 14.700	11:22:36.128	14 -	58.656	+ 1.559	11:35:07.377
5 -	1:11.211	+ 14.114	11:23:47.339	15 -	57.729	+ 0.632	11:36:05.106
6 -	1:12.359	+ 15.262	11:24:59.698	16 -	58.037	+ 0.940	11:37:03.143
7 -	1:07.854	+ 10.757	11:26:07.552	17 -	57.097		11:38:00.240
8 -	1:08.457	+ 11.360	11:27:16.009	18 -	57.806	+ 0.709	11:38:58.046
9 -	1:10.257	+ 13.160	11:28:26.266	19 -	58.620	+ 1.523	11:39:56.666
10 -	1:09.807	+ 12.710	11:29:36.073	20 -	57.215	+ 0.118	11:40:53.881
67	Andrew MOORE		Jaguar XK120				
1 -	1:07.768	+ 7.981	11:18:34.958	12 -	1:02.286	+ 2.499	11:30:26.556
2 -	1:05.537	+ 5.750	11:19:40.495	13 -	1:03.381	+ 3.594	11:31:29.937
3 -	1:04.770	+ 4.983	11:20:45.265	14 -	1:00.956	+ 1.169	11:32:30.893
4 -	1:10.743	+ 10.956	11:21:56.008	15 -	1:02.091	+ 2.304	11:33:32.984
5 -	1:07.652	+ 7.865	11:23:03.660	16 -	1:06.424	+ 6.637	11:34:39.408
6 -	1:07.235	+ 7.448	11:24:10.895	17 -	1:04.087	+ 4.300	11:35:43.495
7 -	1:02.589	+ 2.802	11:25:13.484	18 -	59.787		11:36:43.282
8 -	1:02.428	+ 2.641	11:26:15.912	19 -	1:05.862	+ 6.075	11:37:49.144
9 -	1:01.464	+ 1.677	11:27:17.376	20 -	1:09.188	+ 9.401	11:38:58.332
10 -	1:04.606	+ 4.819	11:28:21.982	21 -	1:07.200	+ 7.413	11:40:05.532
11 -	1:02.288	+ 2.501	11:29:24.270	22 -	1:05.475	+ 5.688	11:41:11.007

Mallory Park
Circuit Length = 1.3500 miles
Start: 11:15 End: 11:41


Weather / Track : Cloudy / Damp

Cloth Cap including XK Challenge
QUALIFYING - RACE 4 - LAP ANALYSIS

81	Tony ECKFORD		Sunbeam Le Mans Tiger				
1 -	1:14.105	+ 13.525	11:19:31.527	11 -	1:05.694	+ 5.114	11:31:17.122
2 -	1:12.118	+ 11.538	11:20:43.645	12 -	1:04.855	+ 4.275	11:32:21.977
3 -	1:10.614	+ 10.034	11:21:54.259	13 -	1:05.333	+ 4.753	11:33:27.310
4 -	1:09.221	+ 8.641	11:23:03.480	14 -	1:05.423	+ 4.843	11:34:32.733
5 -	1:12.162	+ 11.582	11:24:15.642	15 -	1:04.953	+ 4.373	11:35:37.686
6 -	1:12.743	+ 12.163	11:25:28.385	16 -	1:04.009	+ 3.429	11:36:41.695
7 -	1:10.573	+ 9.993	11:26:38.958	17 -	1:04.527	+ 3.947	11:37:46.222
8 -	1:21.349	+ 20.769	11:28:00.307	18 -	1:03.073	+ 2.493	11:38:49.295
9 -	1:05.884	+ 5.304	11:29:06.191	19 -	1:01.265	+ 0.685	11:39:50.560
10 -	1:05.237	+ 4.657	11:30:11.428	20 -	1:00.580		11:40:51.140
85	Stephen BOND		Lotus 26R				
1 -	1:13.695	+ 14.529	11:19:31.919	10 -	1:02.479	+ 3.313	11:29:17.630
2 -	1:12.179	+ 13.013	11:20:44.098	11 -	1:04.358	+ 5.192	11:30:21.988
3 -	1:10.620	+ 11.454	11:21:54.718	12 -	1:00.391	+ 1.225	11:31:22.379
4 -	1:06.963	+ 7.797	11:23:01.681	13 -	1:02.809	+ 3.643	11:32:25.188
5 -	1:04.132	+ 4.966	11:24:05.813	14 -	1:02.952	+ 3.786	11:33:28.140
6 -	1:02.949	+ 3.783	11:25:08.762	15 -	1:02.715	+ 3.549	11:34:30.855
7 -	1:01.806	+ 2.640	11:26:10.568	16 -	1:00.740	+ 1.574	11:35:31.595
8 -	1:01.241	+ 2.075	11:27:11.809	17 -	59.166		11:36:30.761
9 -	1:03.342	+ 4.176	11:28:15.151	18 -	1:15.281	+ 16.115	11:37:46.042
93	Harry WYNDHAM		Jaguar E type				
1 -	1:04.093	+ 6.448	11:18:24.718	13 -	59.027	+ 1.382	11:31:00.048
2 -	1:07.912	+ 10.267	11:19:32.630	14 -	59.334	+ 1.689	11:31:59.382
3 -	1:07.372	+ 9.727	11:20:40.002	15 -	1:00.318	+ 2.673	11:32:59.700
4 -	1:03.100	+ 5.455	11:21:43.102	16 -	59.690	+ 2.045	11:33:59.390
5 -	1:04.173	+ 6.528	11:22:47.275	17 -	59.339	+ 1.694	11:34:58.729
6 -	1:02.739	+ 5.094	11:23:50.014	18 -	59.709	+ 2.064	11:35:58.438
7 -	1:03.365	+ 5.720	11:24:53.379	19 -	59.309	+ 1.664	11:36:57.747
8 -	1:01.373	+ 3.728	11:25:54.752	20 -	58.933	+ 1.288	11:37:56.680
9 -	1:02.017	+ 4.372	11:26:56.769	21 -	59.730	+ 2.085	11:38:56.410
10 -	1:01.587	+ 3.942	11:27:58.356	22 -	1:02.255	+ 4.610	11:39:58.665
11 -	1:00.779	+ 3.134	11:28:59.135	23 -	57.645		11:40:56.310
12 -	1:01.886	+ 4.241	11:30:01.021				
166	PEARSON/DEVINE		Triumph TR4				
1 -	1:21.101	+ 6.904	11:19:37.244	3 -	1:14.197		11:29:39.298
2 -	8:47.857	+ 7:33.660	11:28:25.101	4 -	1:20.251	+ 6.054	11:30:59.549

Cloth Cap including XK Challenge

RACE 4 - GRID

ROW 10	1:04.581 30 SKIPWORTH/BATT	1:14.197 166 PEARSON/DEVINE
ROW 9	1:02.981 20 Michael O'SHEA	1:03.972 9 CHASE-GARDENER/ALLEN
ROW 8	1:01.952 2 KEITH-LUCAS/FLOYD	1:02.860 44 SKIPWORTH/BLAKEMORE
ROW 7	1:01.533 40 KEITH-LUCAS/KEITH-LUCAS	1:01.892 16 ROBERTS/KEITH-LUCAS
ROW 6	1:00.975 8 ZIEGLER/SALMON	1:01.473 13 ROCHEZ/MILLS
ROW 5	1:00.392 10 Karl WETHERELL	1:00.580 81 Tony ECKFORD
ROW 4	59.787 67 Andrew MOORE	1:00.122 21 WENMAN/VENABLES
ROW 3	59.572 23 LOVE/KEEN	59.579 19 Bill GOODALL
ROW 2	59.166 85 Stephen BOND	59.377 15 John BURTON
ROW 1	57.097 63 WILKINSON SNR/WRIGHT	57.645 93 Harry WYNDHAM
Pole		
		

Mallory Park
Circuit Length = 1.3500 miles

These results are provisional until the conclusion of any judicial and technical matters.

Clerk of Course :	Timekeeper :
-------------------	--------------

Cloth Cap including XK Challenge

RACE 4 - CLASSIFICATION

POS	NO	CL	NAME	ENTRY	LAPS	TIME	GAP	DIFF	MPH	BEST	ON
1	93	A	Harry WYNDHAM	Jaguar E type	46	45:24.538			82.05	56.140	21
2	63	A	WILKINSON SNR/WRIGHT	Jaguar E type	46	45:38.942	14.404	14.404	81.62	55.031	41
3	19	A	Bill GOODALL	Jaguar E type	46	45:47.568	23.030	8.626	81.36	57.018	38
4	67	XKD	Andrew MOORE	Jaguar XK120	45	45:56.513	1 lap	1 lap	79.33	58.059	30
5	81	A	Tony ECKFORD	Sunbeam Le Mans Tiger	45	46:02.018	1 lap	5.505	79.18	57.805	29
6	21	XKC	WENMAN/VENABLES	Jaguar XK120	45	46:04.974	1 lap	2.956	79.09	57.965	15
7	10	B	Karl WETHERELL	Triumph TR4	45	46:07.756	1 lap	2.782	79.01	58.190	19
8	166	B	PEARSON/DEVINE	Triumph TR4	45	46:16.464	1 lap	8.708	78.76	57.945	26
9	20	XKC	Michael O'SHEA	Jaguar XK150S	44	45:55.788	2 laps	1 lap	77.59	59.128	36
10	15	XKC	John BURTON	Jaguar XK120 FHC	44	46:01.053	2 laps	5.265	77.44	58.364	31
11	16	XKC	ROBERTS/KEITH-LUCAS	Jaguar XK150	44	46:14.727	2 laps	13.674	77.06	59.796	12
12	8	XKC	ZIEGLER/SALMON	Jaguar XK120	44	46:26.852	2 laps	12.125	76.73	59.714	14
13	23	XKC	LOVE/KEEN	Jaguar XK150	43	45:27.565	3 laps	1 lap	76.61	58.444	25
14	44	XKD	SKIPWORTH/BLAKEMORE	Jaguar XK120	43	45:43.640	3 laps	16.075	76.16	1:00.025	25
15	13	XKC	ROCHEZ/MILLS	Jaguar XK150 FHC	43	45:44.062	3 laps	0.422	76.15	58.895	29
16	2	XKC	KEITH-LUCAS/FLOYD	Jaguar XK120 Roadster	43	45:58.854	3 laps	14.792	75.74	1:00.034	14
17	40	XKC	KEITH-LUCAS/KEITH-LUCAS	Jaguar XK150S FHC	42	45:24.585	4 laps	1 lap	74.91	59.887	41
18	30	XKD	SKIPWORTH/BATT	Jaguar XK120	40	43:21.517	6 laps	2 laps	74.72	58.993	38
19	9	XKA	CHASE-GARDENER/ALLEN	Jaguar XK140 SE	23	25:46.984	23 laps	17 laps	72.25	1:00.979	13

FASTEST LAP

21	XKC	WENMAN/VENABLES	Jaguar XK120	15	57.965	83.84 mph	134.93 kph
9	XKA	CHASE-GARDENER/ALLEN	Jaguar XK140 SE	13	1:00.979	79.69 mph	128.26 kph
67	XKD	Andrew MOORE	Jaguar XK120	30	58.059	83.70 mph	134.71 kph
166	B	PEARSON/DEVINE	Triumph TR4	26	57.945	83.87 mph	134.97 kph
63	A	WILKINSON SNR/WRIGHT	Jaguar E type	41	55.031	88.31 mph	142.12 kph

Weather / Track : Cloudy / Dry

These results are provisional until the conclusion of any judicial and technical matters.

Mallory Park
Circuit Length = 1.3500 miles
Start: 16:16 End: 17:03

Clerk of Course :

Timekeeper :

Cloth Cap including XK Challenge
RACE 4 - CLASSIFICATION - CLOTH CAP

POS	NO	CL	NAME	ENTRY	LAPS	TIME	GAP	DIFF	MPH	BEST	ON
1	93	A	Harry WYNDHAM	Jaguar E type	46	45:24.538			82.05	56.140	21
2	63	A	WILKINSON SNR/WRIGHT	Jaguar E type	46	45:38.942	14.404	14.404	81.62	55.031	41
3	19	A	Bill GOODALL	Jaguar E type	46	45:47.568	23.030	8.626	81.36	57.018	38
4	81	A	Tony ECKFORD	Sunbeam Le Mans Tiger	45	46:02.018	1 lap	1 lap	79.18	57.805	29
5	10	B	Karl WETHERELL	Triumph TR4	45	46:07.756	1 lap		79.01	58.190	19
6	166	B	PEARSON/DEVINE	Triumph TR4	45	46:16.464	1 lap		78.76	57.945	26

FASTEST LAP											
166	B	PEARSON/DEVINE	Triumph TR4	26	57.945	83.87 mph	134.97 kph				
63	A	WILKINSON SNR/WRIGHT	Jaguar E type	41	55.031	88.31 mph	142.12 kph				

Weather / Track : Cloudy / Dry

These results are provisional until the conclusion of any judicial and technical matters.

Mallory Park
 Circuit Length = 1.3500 miles
 Start: 16:16 End: 17:03

Clerk of Course :		Timekeeper :
-------------------	--	--------------

Cloth Cap including XK Challenge
RACE 4 - CLASSIFICATION - XK CHALLENGE

POS	NO	CL	NAME	ENTRY	LAPS	TIME	GAP	DIFF	MPH	BEST	ON
1	67	XKD	Andrew MOORE	Jaguar XK120	45	45:56.513			79.33	58.059	30
2	21	XKC	WENMAN/VENABLES	Jaguar XK120	45	46:04.974	8.461	8.461	79.09	57.965	15
3	20	XKC	Michael O'SHEA	Jaguar XK150S	44	45:55.788	1 lap	1 lap	77.59	59.128	36
4	15	XKC	John BURTON	Jaguar XK120 FHC	44	46:01.053	1 lap	5.265	77.44	58.364	31
5	16	XKC	ROBERTS/KEITH-LUCAS	Jaguar XK150	44	46:14.727	1 lap	13.674	77.06	59.796	12
6	8	XKC	ZIEGLER/SALMON	Jaguar XK120	44	46:26.852	1 lap	12.125	76.73	59.714	14
7	23	XKC	LOVE/KEEN	Jaguar XK150	43	45:27.565	2 laps	1 lap	76.61	58.444	25
8	44	XKD	SKIPWORTH/BLAKEMORE	Jaguar XK120	43	45:43.640	2 laps	16.075	76.16	1:00.025	25
9	13	XKC	ROCHEZ/MILLS	Jaguar XK150 FHC	43	45:44.062	2 laps	0.422	76.15	58.895	29
10	2	XKC	KEITH-LUCAS/FLOYD	Jaguar XK120 Roadster	43	45:58.854	2 laps	14.792	75.74	1:00.034	14
11	40	XKC	KEITH-LUCAS/KEITH-LUCAS	Jaguar XK150S FHC	42	45:24.585	3 laps	1 lap	74.91	59.887	41
12	30	XKD	SKIPWORTH/BATT	Jaguar XK120	40	43:21.517	5 laps	2 laps	74.72	58.993	38
13	9	XKA	CHASE-GARDENER/ALLEN	Jaguar XK140 SE	23	25:46.984	22 laps	17 laps	72.25	1:00.979	13

FASTEST LAP

21	XKC	WENMAN/VENABLES	Jaguar XK120	15	57.965	83.84 mph	134.93 kph
9	XKA	CHASE-GARDENER/ALLEN	Jaguar XK140 SE	13	1:00.979	79.69 mph	128.26 kph
67	XKD	Andrew MOORE	Jaguar XK120	30	58.059	83.70 mph	134.71 kph

Weather / Track : Cloudy / Dry

These results are provisional until the conclusion of any judicial and technical matters.

Mallory Park
 Circuit Length = 1.3500 miles
 Start: 16:16 End: 17:03

Clerk of Course :		Timekeeper :
-------------------	--	--------------

Cloth Cap including XK Challenge

RACE 4 - LAP CHART

Lap 1			Lap 2			Lap 3			Lap 4			Lap 5		
No	Behind	Laptime	No	Behind	Laptime	No	Behind	Laptime	No	Behind	Laptime	No	Behind	Laptime
93		1:04.621	93		57.823	93		57.670	93		57.441	93		57.524
63	0.426	1:05.047	63	1.506	58.903	63	1.839	58.003	63	2.889	58.491	63	4.019	58.654
67	1.169	1:05.790	19	3.091	59.523	19	3.597	58.176	19	4.261	58.105	19	4.489	57.752
19	1.391	1:06.012	67	3.364	1:00.018	67	5.632	59.938	67	7.973	59.782	67	10.159	59.710
81	3.773	1:08.394	81	7.200	1:01.250	81	9.175	59.645	81	11.123	59.389	81	13.853	1:00.254
21	5.802	1:10.423	21	8.340	1:00.361	21	10.253	59.583	21	12.767	59.955	21	14.525	59.282
8	6.742	1:11.363	10	9.223	59.696	10	11.003	59.450	10	13.283	59.721	10	15.101	59.342
10	7.350	1:11.971	8	12.213	1:03.294	8	14.601	1:00.058	8	17.331	1:00.171	8	20.080	1:00.273
16	8.123	1:12.744	16	12.525	1:02.225	16	15.545	1:00.690	16	18.623	1:00.519	166	20.342	59.056
2	8.607	1:13.228	2	12.828	1:02.044	2	16.882	1:01.724	166	18.810	59.215	16	21.882	1:00.783
13	10.194	1:14.815	166	13.898	1:01.321	166	17.036	1:00.808	2	21.139	1:01.698	2	23.786	1:00.171
23	10.266	1:14.887	13	16.209	1:03.838	13	21.510	1:02.971	13	26.479	1:02.410	13	31.187	1:02.232
166	10.400	1:15.021	23	18.458	1:06.015	44	22.947	1:01.821	44	27.395	1:01.889	44	32.909	1:03.038
9	11.547	1:16.168	44	18.796	1:04.769	20	23.055	1:01.208	20	27.733	1:02.119	20	33.202	1:02.993
44	11.850	1:16.471	9	19.452	1:05.728	9	24.812	1:03.030	9	29.390	1:02.019	9	34.191	1:02.325
20	11.957	1:16.578	20	19.517	1:05.383	23	26.870	1:06.082	30	34.006	1:04.319	30	40.145	1:03.663
30	12.861	1:17.482	30	20.564	1:05.526	30	27.128	1:04.234	23	34.480	1:05.051	23	41.607	1:04.651
40	13.755	1:18.376	40	21.789	1:05.857	40	29.095	1:04.976	40	35.606	1:03.952	40	42.179	1:04.097
15	35.925	1:40.546	15	40.186	1:02.084	15	43.405	1:00.889	15	46.729	1:00.765	15	49.453	1:00.248

Cloth Cap including XK Challenge

RACE 4 - LAP CHART

Lap 6			Lap 7			Lap 8			Lap 9			Lap 10		
No	Behind	Laptime	No	Behind	Laptime	No	Behind	Laptime	No	Behind	Laptime	No	Behind	Laptime
93		57.130	93		57.289	93		58.724	93		58.629	93		57.260
63	5.120	58.231	63	6.279	58.448	19	6.448	58.721	30	1 LAP	1:05.323	19	7.901	58.880
19	5.433	58.074	19	6.451	58.307	63	7.407	59.852	15	1 LAP	1:04.294	15	1 LAP	1:01.569
67	12.595	59.566	67	15.227	59.921	67	16.422	59.919	23	1 LAP	1:05.524	30	1 LAP	1:06.502
81	16.110	59.387	81	17.710	58.889	81	18.491	59.505	19	6.281	58.462	63	12.741	1:01.170
21	16.946	59.551	21	18.737	59.080	10	19.533	58.850	40	1 LAP	1:05.368	23	1 LAP	1:04.966
10	17.808	59.837	10	19.407	58.888	21	19.743	59.730	63	8.831	1:00.053	40	1 LAP	1:04.670
166	22.864	59.652	166	24.335	58.760	166	24.232	58.621	67	16.823	59.030	67	18.675	59.112
8	24.294	1:01.344	8	27.262	1:00.257	8	28.928	1:00.390	81	18.620	58.758	81	20.332	58.972
16	25.922	1:01.170	16	29.293	1:00.660	16	31.524	1:00.955	10	19.782	58.878	10	21.666	59.144
2	27.225	1:00.569	2	30.636	1:00.700	2	32.729	1:00.817	21	19.916	58.802	21	25.205	1:02.549
13	36.273	1:02.216	13	40.792	1:01.808	13	43.135	1:01.067	166	24.334	58.731	166	25.440	58.366
44	36.978	1:01.199	44	41.522	1:01.833	20	45.299	1:01.943	8	30.850	1:00.551	8	34.046	1:00.456
20	37.542	1:01.470	20	42.080	1:01.827	44	45.792	1:02.994	16	33.234	1:00.339	16	36.296	1:00.322
9	38.986	1:01.925	9	43.503	1:01.806	9	46.153	1:01.374	2	34.320	1:00.220	2	37.553	1:00.493
30	47.276	1:04.261	30	53.625	1:03.638				13	45.680	1:01.174	13	49.251	1:00.831
23	50.000	1:05.523	23	57.074	1:04.363				20	46.708	1:00.038	20	49.732	1:00.284
40	50.363	1:05.314	15	58.253	1:03.081				44	48.192	1:01.029	44	51.468	1:00.536
15	52.461	1:00.138	40	58.269	1:05.195				9	49.196	1:01.672	9	53.114	1:01.178

Cloth Cap including XK Challenge

RACE 4 - LAP CHART

Lap 11			Lap 12			Lap 13			Lap 14			Lap 15		
No	Behind	Laptime	No	Behind	Laptime	No	Behind	Laptime	No	Behind	Laptime	No	Behind	Laptime
93		56.817	93		57.445	93		59.485	93		58.568	93		57.073
19	9.022	57.938	9	1 LAP	1:02.402	44	1 LAP	1:01.937	20	1 LAP	1:00.466	20	1 LAP	59.546
15	1 LAP	59.677	19	9.114	57.537	9	1 LAP	1:01.136	13	1 LAP	1:02.822	13	1 LAP	1:00.651
63	16.597	1:00.673	15	1 LAP	1:00.102	19	7.290	57.661	44	1 LAP	1:00.877	19	7.805	58.181
30	1 LAP	1:05.189	63	18.627	59.475	15	1 LAP	59.848	9	1 LAP	1:00.979	44	1 LAP	1:01.539
23	1 LAP	1:04.224	67	24.578	1:00.895	63	17.675	58.533	19	6.697	57.975	9	1 LAP	1:01.853
40	1 LAP	1:03.657	30	1 LAP	1:04.507	67	24.214	59.121	15	1 LAP	1:00.251	63	19.034	58.816
67	21.128	59.270	23	1 LAP	1:05.101	10	29.415	1:00.560	63	17.291	58.184	15	1 LAP	59.913
81	22.742	59.227	10	28.340	1:01.776	30	1 LAP	1:04.299	67	24.697	59.051	67	27.272	59.648
10	24.009	59.160	81	28.579	1:03.282	81	31.393	1:02.299	10	29.763	58.916	10	31.446	58.756
21	27.383	58.995	40	1 LAP	1:06.073	166	31.648	1:01.317	81	31.985	59.160	81	33.493	58.581
166	28.249	59.626	21	29.423	59.485	21	32.015	1:02.077	166	32.916	59.836	166	34.347	58.504
8	37.670	1:00.441	166	29.816	59.012	23	1 LAP	1:05.985	21	34.146	1:00.699	21	35.038	57.965
16	39.387	59.908	8	40.528	1:00.303	40	1 LAP	1:05.030	30	1 LAP	1:05.171	30	1 LAP	1:02.198
2	41.150	1:00.414	16	41.738	59.796	8	40.859	59.816	40	1 LAP	1:03.090	40	1 LAP	1:02.841
13	53.968	1:01.534	2	43.749	1:00.044	16	42.149	59.896	23	1 LAP	1:04.689	23	1 LAP	1:04.314
20	54.459	1:01.544	13	57.937	1:01.414	2	44.452	1:00.188	8	42.005	59.714	16	48.212	1:01.497
44	56.118	1:01.467	20	58.732	1:01.718				16	43.788	1:00.207	2	49.946	1:01.101
									2	45.918	1:00.034			

Cloth Cap including XK Challenge

RACE 4 - LAP CHART

Lap 16			Lap 17			Lap 18			Lap 19			Lap 20		
No	Behind	Laptime	No	Behind	Laptime	No	Behind	Laptime	No	Behind	Laptime	No	Behind	Laptime
93		57.032	93		56.254	93		57.842	93		59.530	93		56.450
8	1 LAP	1:13.476	8	1 LAP	59.942	2	1 LAP	1:01.685	16	1 LAP	1:01.303	16	1 LAP	1:00.185
20	1 LAP	1:00.135	20	1 LAP	1:00.324	23	2 LAPS	1:04.343	30	2 LAPS	1:04.453	30	2 LAPS	1:02.523
19	9.408	58.635	19	10.877	57.723	8	1 LAP	59.740	40	2 LAPS	1:04.303	19	10.806	58.054
13	1 LAP	1:02.596	13	1 LAP	1:01.674	19	10.377	57.342	2	1 LAP	1:03.502	40	2 LAPS	1:03.987
44	1 LAP	1:01.858	44	1 LAP	1:01.869	20	1 LAP	1:00.853	8	1 LAP	1:01.543	8	1 LAP	1:01.211
9	1 LAP	1:01.682	9	1 LAP	1:01.114	13	1 LAP	1:01.273	19	9.202	58.355	20	1 LAP	59.829
63	20.962	58.960	63	23.933	59.225	44	1 LAP	1:00.999	23	2 LAPS	1:07.353	13	1 LAP	1:01.459
15	1 LAP	59.298	15	1 LAP	59.275	9	1 LAP	1:01.569	20	1 LAP	1:00.201	44	1 LAP	1:02.874
67	29.497	59.257	67	31.920	58.677	63	25.998	59.907	13	1 LAP	1:01.189	63	30.126	1:00.533
10	32.990	58.576	10	35.375	58.639	15	1 LAP	59.494	44	1 LAP	1:01.346	15	1 LAP	1:00.216
81	35.027	58.566	81	37.062	58.289	67	32.787	58.709	63	26.043	59.575	9	1 LAP	1:02.698
166	35.882	58.567	166	37.750	58.122	10	36.130	58.597	9	1 LAP	1:02.286	67	35.122	59.376
21	36.476	58.470	21	38.665	58.443	81	37.771	58.551	15	1 LAP	59.365	10	37.025	58.685
30	1 LAP	1:02.847	30	1 LAP	1:02.867	166	38.213	58.305	67	32.196	58.939	81	38.304	58.217
40	1 LAP	1:02.641	16	56.126	1:00.570	21	39.633	58.810	10	34.790	58.190	166	39.038	58.162
16	51.810	1:00.630	40	1 LAP	1:03.176				81	36.537	58.296	21	40.954	58.223
23	1 LAP	1:03.942							166	37.326	58.643			
2	55.047	1:02.133							21	39.181	59.078			

Cloth Cap including XK Challenge

RACE 4 - LAP CHART

Lap 21			Lap 22			Lap 23			Lap 24			Lap 25		
No	Behind	Laptime	No	Behind	Laptime	No	Behind	Laptime	No	Behind	Laptime	No	Behind	Laptime
93		56.140	93		56.447	93		56.761	93		56.468	93		58.435
16	1 LAP	1:00.115	16	1 LAP	1:00.561	19	14.146	57.719	19	15.408	57.730	30	4 LAPS	2:28.073
19	12.021	57.355	19	13.188	57.614	16	1 LAP	1:00.765	44	3 LAPS	2:25.350	67	2 LAPS	1:00.864
30	2 LAPS	1:03.690	8	1 LAP	59.952	8	1 LAP	1:00.489	21	2 LAPS	2:22.013	40	4 LAPS	1:04.578
8	1 LAP	1:03.006	30	2 LAPS	1:04.934	20	1 LAP	1:00.331	16	1 LAP	1:00.927	63	2 LAPS	2:11.280
40	2 LAPS	1:04.960	20	1 LAP	59.582	15	1 LAP	1:00.315	20	1 LAP	1:00.830	13	3 LAPS	2:17.950
20	1 LAP	59.624	15	1 LAP	1:00.684	23	3 LAPS	59.490	8	1 LAP	1:01.983	81	2 LAPS	2:11.836
13	1 LAP	1:03.294	13	1 LAP	1:03.186	166	50.363	59.740	23	3 LAPS	58.813	19	14.837	57.864
63	35.060	1:01.074	23	3 LAPS	1:03.335	10	51.062	1:03.394	166	51.971	58.076	44	3 LAPS	1:00.693
23	3 LAPS	2:15.345	2	2 LAPS	1:02.917	2	2 LAPS	1:03.894	2	2 LAPS	1:03.441	21	2 LAPS	59.558
15	1 LAP	1:02.551	10	44.429	1:00.430	40	3 LAPS	2:24.755				16	1 LAP	1:00.453
2	2 LAPS	2:23.686	63	45.159	1:06.546	67	1 LAP	58.681				9	3 LAPS	2:29.311
9	1 LAP	1:03.744	166	47.384	1:02.152							20	1 LAP	1:00.232
10	40.446	59.561	9	1 LAP	1:06.098							23	3 LAPS	58.525
44	1 LAP	1:07.479	81	50.495	1:05.512							166	51.680	58.144
81	41.430	59.266	67	1 LAP	2:10.831									
166	41.679	58.781												
21	46.509	1:01.695												

Cloth Cap including XK Challenge

RACE 4 - LAP CHART

Lap 26			Lap 27			Lap 28			Lap 29			Lap 30		
No	Behind	Laptime	No	Behind	Laptime	No	Behind	Laptime	No	Behind	Laptime	No	Behind	Laptime
93		56.810	93		56.918	166		57.981	166		59.770	93		57.378
67	2 LAPS	59.255	8	3 LAPS	2:21.272	63	1 LAP	55.321	20	2 LAPS	1:01.749	30	3 LAPS	1:02.114
63	2 LAPS	56.376	63	2 LAPS	55.091	20	2 LAPS	59.773	16	2 LAPS	1:01.387	40	3 LAPS	1:00.502
2	3 LAPS	1:03.117	67	2 LAPS	59.309	16	2 LAPS	2:30.015	67	1 LAP	59.794	13	2 LAPS	59.786
30	4 LAPS	1:03.210	2	3 LAPS	1:01.460	8	2 LAPS	1:00.162	8	2 LAPS	1:02.684	10	1 LAP	59.588
40	4 LAPS	1:02.191	30	4 LAPS	1:01.515	67	1 LAP	58.588	15	2 LAPS	1:00.069	21	1 LAP	59.889
15	3 LAPS	2:14.923	15	3 LAPS	1:01.242	30	3 LAPS	59.715	30	3 LAPS	1:01.355	2	2 LAPS	1:02.876
13	3 LAPS	1:00.832	40	4 LAPS	1:02.140	15	2 LAPS	59.734	81	1 LAP	58.800	19	12.870	57.581
81	2 LAPS	58.562	81	2 LAPS	58.848	81	1 LAP	1:00.918	93	23.299	58.603	44	2 LAPS	1:00.833
19	18.197	1:00.170	13	3 LAPS	1:01.114	2	2 LAPS	1:03.249	40	3 LAPS	1:01.112	63	28.196	55.367
10	2 LAPS	2:20.686	10	2 LAPS	58.641	40	3 LAPS	1:01.981	2	2 LAPS	1:03.394	23	2 LAPS	58.634
44	3 LAPS	1:01.033	21	2 LAPS	59.125	13	2 LAPS	1:01.333	13	2 LAPS	1:02.680	20	1 LAP	59.514
21	2 LAPS	1:00.433	44	3 LAPS	1:01.510	93	24.466	2:16.484	10	1 LAP	1:01.279	67	47.430	58.059
16	1 LAP	1:02.773	23	3 LAPS	58.563	10	1 LAP	58.839	21	1 LAP	58.473	16	1 LAP	1:00.707
9	3 LAPS	1:14.887	166	54.037	58.140	21	1 LAP	58.486	19	35.966	58.323	8	1 LAP	1:00.292
23	3 LAPS	58.618	20	2 LAPS	2:17.045	44	2 LAPS	1:00.917	44	2 LAPS	1:01.562			
166	52.815	57.945	63	1 LAP	55.123	19	37.413	58.512	63	53.506	56.267			
			8	2 LAPS	1:00.289	63	57.009	56.069	23	2 LAPS	58.783			
			67	1 LAP	58.458	23	2 LAPS	59.932	20	1 LAP	1:00.637			

Cloth Cap including XK Challenge

RACE 4 - LAP CHART

Lap 31			Lap 32			Lap 33			Lap 34			Lap 35		
No	Behind	Laptime	No	Behind	Laptime	No	Behind	Laptime	No	Behind	Laptime	No	Behind	Laptime
93		58.730	93		56.353	93		57.226	93		56.788	93		56.610
15	2 LAPS	1:00.385	15	2 LAPS	59.131	16	2 LAPS	1:01.218	16	2 LAPS	1:00.454	20	2 LAPS	1:00.117
166	1 LAP	2:19.941	81	1 LAP	59.193	8	2 LAPS	1:01.369	8	2 LAPS	1:00.821	67	1 LAP	59.247
81	1 LAP	1:00.698	166	1 LAP	1:01.858	15	2 LAPS	58.364	15	2 LAPS	1:00.375	16	2 LAPS	1:01.141
30	3 LAPS	1:00.818	30	3 LAPS	59.546	81	1 LAP	58.672	81	1 LAP	1:00.054	8	2 LAPS	59.983
40	3 LAPS	1:00.142	40	3 LAPS	1:00.599	166	1 LAP	1:00.937	166	1 LAP	1:00.732	15	2 LAPS	59.983
13	2 LAPS	58.895	13	2 LAPS	1:00.165	30	3 LAPS	59.407	30	3 LAPS	1:00.752	81	1 LAP	1:00.039
10	1 LAP	58.927	21	1 LAP	59.454	13	2 LAPS	59.125	21	1 LAP	58.602	19	16.197	57.599
21	1 LAP	58.132	10	1 LAP	59.803	21	1 LAP	58.798	19	15.208	57.444	166	1 LAP	1:00.262
19	11.827	57.687	19	13.241	57.767	10	1 LAP	1:00.609	13	2 LAPS	1:00.348	21	1 LAP	59.553
2	2 LAPS	1:01.513	2	2 LAPS	1:01.946	19	14.552	58.537	10	1 LAP	58.949	30	3 LAPS	1:00.738
44	2 LAPS	1:00.802	63	24.577	55.625	40	3 LAPS	1:02.021	40	3 LAPS	1:00.332	13	2 LAPS	1:00.507
63	25.305	55.839	44	2 LAPS	1:01.576	2	2 LAPS	1:01.510	63	22.976	56.710	10	1 LAP	1:00.396
23	2 LAPS	58.585	23	2 LAPS	58.599	63	23.054	55.703	2	2 LAPS	1:02.009	40	3 LAPS	1:00.119
20	1 LAP	1:00.275	20	1 LAP	59.864	44	2 LAPS	1:00.146	44	2 LAPS	1:00.728	63	22.256	55.890
67	48.457	59.757	67	51.952	59.848	23	2 LAPS	58.710	23	2 LAPS	58.776	2	2 LAPS	1:01.946
16	1 LAP	1:00.836				20	1 LAP	59.532				44	2 LAPS	1:00.058
8	1 LAP	1:00.872				67	55.498	1:00.772				23	2 LAPS	58.544

Cloth Cap including XK Challenge

RACE 4 - LAP CHART

Lap 36			Lap 37			Lap 38			Lap 39			Lap 40		
No	Behind	Laptime	No	Behind	Laptime	No	Behind	Laptime	No	Behind	Laptime	No	Behind	Laptime
93		56.359	93		56.479	93		56.644	93		56.878	93		57.150
20	2 LAPS	59.824	20	2 LAPS	59.542	20	2 LAPS	59.128	20	2 LAPS	59.275	20	2 LAPS	59.815
67	1 LAP	59.470	67	1 LAP	59.721	67	1 LAP	59.397	67	1 LAP	59.403	67	1 LAP	59.974
16	2 LAPS	1:00.368	15	2 LAPS	1:00.931	19	19.170	57.018	19	19.584	57.292	19	19.705	57.271
15	2 LAPS	59.139	16	2 LAPS	1:01.293	15	2 LAPS	59.274	15	2 LAPS	59.307	63	23.361	55.668
81	1 LAP	59.108	19	18.796	58.065	16	2 LAPS	1:00.670	63	24.843	58.285	15	2 LAPS	59.032
8	2 LAPS	1:02.105	81	1 LAP	1:01.581	81	1 LAP	59.853	81	1 LAP	59.772	81	1 LAP	59.287
19	17.210	57.372	8	2 LAPS	1:01.412	63	23.436	56.701	16	2 LAPS	1:01.262	16	2 LAPS	59.943
21	1 LAP	59.562	21	1 LAP	58.697	8	2 LAPS	1:00.655	21	1 LAP	58.651	21	1 LAP	59.601
166	1 LAP	1:01.548	63	23.379	56.106	21	1 LAP	59.757	8	2 LAPS	1:01.154	10	1 LAP	59.032
30	3 LAPS	1:01.049	166	1 LAP	59.994	166	1 LAP	59.572	10	1 LAP	58.682	8	2 LAPS	1:01.723
63	23.752	57.855	10	1 LAP	58.605	10	1 LAP	58.941	166	1 LAP	1:00.239	166	1 LAP	1:00.299
10	1 LAP	1:00.632	30	3 LAPS	1:01.295	30	3 LAPS	1:00.931	30	3 LAPS	1:00.017	30	3 LAPS	59.233
13	2 LAPS	1:01.477	13	2 LAPS	59.997	40	3 LAPS	1:02.812	40	3 LAPS	1:00.136	40	3 LAPS	1:00.190
40	3 LAPS	1:00.261	40	3 LAPS	1:00.461	13	2 LAPS	1:15.603	23	2 LAPS	59.223	23	2 LAPS	58.483
2	2 LAPS	1:01.845	2	2 LAPS	1:01.290	2	2 LAPS	1:02.561	13	2 LAPS	1:01.411	13	2 LAPS	1:00.756
44	2 LAPS	1:00.278	44	2 LAPS	1:00.123	23	2 LAPS	59.121	2	2 LAPS	1:01.880	44	2 LAPS	1:00.967
23	2 LAPS	58.669	23	2 LAPS	58.751	44	2 LAPS	1:02.903	44	2 LAPS	1:00.752			

Cloth Cap including XK Challenge

RACE 4 - LAP CHART

Lap 41			Lap 42			Lap 43			Lap 44			Lap 45		
No	Behind	Laptime	No	Behind	Laptime	No	Behind	Laptime	No	Behind	Laptime	No	Behind	Laptime
93		57.959	93		57.454	93		57.141	93		57.199	93		57.004
2	3 LAPS	1:02.182	13	3 LAPS	1:01.709	44	3 LAPS	1:00.261	44	3 LAPS	1:01.096	23	3 LAPS	59.061
20	2 LAPS	59.632	44	3 LAPS	1:00.232	13	3 LAPS	1:02.110	13	3 LAPS	1:01.135	44	3 LAPS	1:01.631
67	1 LAP	1:00.138	2	3 LAPS	1:00.924	2	3 LAPS	1:01.165	2	3 LAPS	1:01.243	13	3 LAPS	1:01.399
19	18.909	57.163	63	19.150	56.171	63	18.035	56.026	63	16.308	55.472	63	15.351	56.047
63	20.433	55.031	20	2 LAPS	1:00.255	19	20.178	57.785	19	21.029	58.050	19	22.161	58.136
15	2 LAPS	59.559	19	19.534	58.079	20	2 LAPS	1:00.191	20	2 LAPS	59.753	20	2 LAPS	1:00.618
81	1 LAP	59.182	67	1 LAP	1:01.158	67	1 LAP	1:00.421	67	1 LAP	59.240	2	3 LAPS	1:13.615
16	2 LAPS	59.810	15	2 LAPS	59.139	15	2 LAPS	59.238	15	2 LAPS	59.263	67	1 LAP	59.722
21	1 LAP	59.728	81	1 LAP	59.032	81	1 LAP	58.773	81	1 LAP	59.002	15	2 LAPS	58.960
10	1 LAP	59.037	21	1 LAP	58.414	21	1 LAP	59.242	21	1 LAP	59.407	81	1 LAP	59.206
8	2 LAPS	1:00.459	16	2 LAPS	1:00.661	10	1 LAP	59.830	10	1 LAP	58.761	21	1 LAP	58.830
166	1 LAP	59.960	10	1 LAP	59.025	16	2 LAPS	1:00.761	16	2 LAPS	1:01.395	10	1 LAP	58.978
30	3 LAPS	58.993	166	1 LAP	1:00.540	166	1 LAP	1:00.085	166	1 LAP	59.805	16	2 LAPS	1:00.752
40	3 LAPS	1:00.444	30	3 LAPS	1:00.515	8	2 LAPS	1:01.552	8	2 LAPS	1:01.862	166	1 LAP	59.565
23	2 LAPS	58.908	8	2 LAPS	1:02.734	30	3 LAPS	1:04.128	40	3 LAPS	59.887	8	2 LAPS	1:01.912
			40	3 LAPS	1:00.730	40	3 LAPS	1:00.486						
			23	2 LAPS	59.088	23	2 LAPS	58.766						

Cloth Cap including XK Challenge

RACE 4 - LAP CHART

Lap 46		
No	Behind	Laptime
93		57.513
40	4 LAPS	1:00.241
23	3 LAPS	58.786
63	14.404	56.566
44	3 LAPS	1:02.340
13	3 LAPS	1:01.890
19	23.030	58.382
20	2 LAPS	1:00.191
67	1 LAP	59.764
2	3 LAPS	1:02.950
15	2 LAPS	59.099
81	1 LAP	58.325
21	1 LAP	58.877
10	1 LAP	58.999
16	2 LAPS	1:01.163
166	1 LAP	1:00.753
8	2 LAPS	1:03.357