



TOP HAT RACE DAY

Mallory Park

25th October 2009



Results Provided by Timing Solutions Ltd
www.tsl-timing.com

Stars of the 70s with Touring 70s

QUALIFYING - RACE 1 - CLASSIFICATION

POS	NO	CL	NAME	ENTRY	TIME	ON	LAPS	GAP	DIFF	MPH
1	3	2C	Shaun LYNN	Ford Cologne Capri	50.473	11	16			96.28
2	68	2D	Mark WRIGHT	Ford Escort RS1800	51.003	6	8	0.530	0.530	95.28
3	30	2D	WRIGLEY/WALKER	Ford Escort RS2000	51.521	4	19	1.048	0.518	94.32
4	1	2C	Chris SCRAGG	Jaguar XJ12 Coupe	51.585	13	20	1.112	0.064	94.21
5	5	2C	Vince WOODMAN	Ford Cologne Capri	52.018	18	22	1.545	0.433	93.42
6	93	TCA	Harry WYNDHAM	Jaguar E-Type	54.530	8	21	4.057	2.512	89.12
7	53	TCA	JAMES/WEST	Sunbeam Tiger	54.776	2	24	4.303	0.246	88.72
8	94	TCA	MARGALIES/FOWLER	Ford Capri 3.0S	55.347	16	19	4.874	0.571	87.80
9	33	TCA	Paul CONWAY	Morgan Plus 8	56.168	11	23	5.695	0.821	86.52
10	43	TCA	Tom POCHCIOL	Ford Capri	57.104	17	23	6.631	0.936	85.10
11	18	TCB	Chris CLARKSON	BMW 2002	57.219	13	21	6.746	0.115	84.93
12	57	TCB	David HALL	Vauxhall Firenza	58.839	21	23	8.366	1.620	82.59
13	39	TCC	Phil WALLER	Hillman Avenger	1:02.425	3	6	11.952	3.586	77.85

Weather / Track : Sunny / Dry

These results are provisional until the conclusion of any judicial and technical matters.

Mallory Park
Circuit Length = 1.3500 miles
Start: 09:31 End: 10:03

Clerk of Course :

Timekeeper :

Stars of the 70s with Touring 70s

QUALIFYING - RACE 1 - LAP ANALYSIS

1	Chris SCRAGG		2C Jaguar XJ12 Coupe				
1 -	55.246	+ 3.661	9:33:28.736	11 -	51.820	+ 0.235	9:48:34.781
2 -	54.017	+ 2.432	9:34:22.753	12 -	54.541	+ 2.956	9:49:29.322
3 -	51.894	+ 0.309	9:35:14.647	13 -	51.585		9:50:20.907
4 -	52.531	+ 0.946	9:36:07.178	14 -	1:05.141	+ 13.556	9:51:26.048
5 -	7:05.938	+ 6:14.353	9:43:13.116	15 -	2:38.293	+ 1:46.708	9:54:04.341
6 -	58.547	+ 6.962	9:44:11.663	16 -	4:17.465	+ 3:25.880	9:58:21.806
7 -	53.641	+ 2.056	9:45:05.304	17 -	56.635	+ 5.050	9:59:18.441
8 -	53.917	+ 2.332	9:45:59.221	18 -	58.502	+ 6.917	10:00:16.943
9 -	52.131	+ 0.546	9:46:51.352	19 -	1:02.760	+ 11.175	10:01:19.703
10 -	51.609	+ 0.024	9:47:42.961	20 -	1:08.891	+ 17.306	10:02:28.594
3	Shaun LYNN		2C Ford Cologne Capri				
1 -	6:13.720	+ 5:23.247	9:43:07.345	9 -	51.453	+ 0.980	9:50:16.328
2 -	1:00.270	+ 9.797	9:44:07.615	10 -	51.519	+ 1.046	9:51:07.847
3 -	56.349	+ 5.876	9:45:03.964	11 -	50.473		9:51:58.320
4 -	54.822	+ 4.349	9:45:58.786	12 -	57.593	+ 7.120	9:52:55.913
5 -	51.337	+ 0.864	9:46:50.123	13 -	2:21.094	+ 1:30.621	9:55:17.007
6 -	51.082	+ 0.609	9:47:41.205	14 -	51.616	+ 1.143	9:56:08.623
7 -	52.464	+ 1.991	9:48:33.669	15 -	50.558	+ 0.085	9:56:59.181
8 -	51.206	+ 0.733	9:49:24.875	16 -	57.783	+ 7.310	9:57:56.964
5	Vince WOODMAN		2C Ford Cologne Capri				
1 -	57.643	+ 5.625	9:33:55.514	12 -	52.548	+ 0.530	9:50:19.315
2 -	56.311	+ 4.293	9:34:51.825	13 -	52.899	+ 0.881	9:51:12.214
3 -	54.095	+ 2.077	9:35:45.920	14 -	53.932	+ 1.914	9:52:06.146
4 -	7:23.159	+ 6:31.141	9:43:09.079	15 -	52.808	+ 0.790	9:52:58.954
5 -	56.479	+ 4.461	9:44:05.558	16 -	52.743	+ 0.725	9:53:51.697
6 -	53.851	+ 1.833	9:44:59.409	17 -	52.964	+ 0.946	9:54:44.661
7 -	52.989	+ 0.971	9:45:52.398	18 -	52.018		9:55:36.679
8 -	54.002	+ 1.984	9:46:46.400	19 -	54.315	+ 2.297	9:56:30.994
9 -	52.674	+ 0.656	9:47:39.074	20 -	53.198	+ 1.180	9:57:24.192
10 -	54.399	+ 2.381	9:48:33.473	21 -	53.412	+ 1.394	9:58:17.604
11 -	53.294	+ 1.276	9:49:26.767	22 -	54.842	+ 2.824	9:59:12.446
18	Chris CLARKSON		TCB BMW 2002				
1 -	59.110	+ 1.891	9:33:43.865	12 -	57.266	+ 0.047	9:50:51.435
2 -	58.045	+ 0.826	9:34:41.910	13 -	57.219		9:51:48.654
3 -	57.588	+ 0.369	9:35:39.498	14 -	57.993	+ 0.774	9:52:46.647
4 -	7:29.353	+ 6:32.134	9:43:08.851	15 -	57.680	+ 0.461	9:53:44.327
5 -	59.453	+ 2.234	9:44:08.304	16 -	57.522	+ 0.303	9:54:41.849
6 -	58.053	+ 0.834	9:45:06.357	17 -	58.083	+ 0.864	9:55:39.932
7 -	57.578	+ 0.359	9:46:03.935	18 -	57.853	+ 0.634	9:56:37.785
8 -	57.632	+ 0.413	9:47:01.567	19 -	58.441	+ 1.222	9:57:36.226
9 -	57.278	+ 0.059	9:47:58.845	20 -	58.008	+ 0.789	9:58:34.234
10 -	57.741	+ 0.522	9:48:56.586	21 -	57.806	+ 0.587	9:59:32.040
11 -	57.583	+ 0.364	9:49:54.169				
30	WRIGLEY/WALKER		2D Ford Escort RS2000				
1 -	54.285	+ 2.764	9:33:36.669	11 -	1:02.601	+ 11.080	9:48:41.672
2 -	51.943	+ 0.422	9:34:28.612	12 -	2:43.368	+ 1:51.847	9:51:25.040
3 -	53.390	+ 1.869	9:35:22.002	13 -	52.482	+ 0.961	9:52:17.522
4 -	51.521		9:36:13.523	14 -	52.264	+ 0.743	9:53:09.786
5 -	6:57.515	+ 6:05.994	9:43:11.038	15 -	1:02.785	+ 11.264	9:54:12.571
6 -	55.964	+ 4.443	9:44:07.002	16 -	2:07.931	+ 1:16.410	9:56:20.502
7 -	54.100	+ 2.579	9:45:01.102	17 -	53.998	+ 2.477	9:57:14.500
8 -	52.405	+ 0.884	9:45:53.507	18 -	51.945	+ 0.424	9:58:06.445
9 -	52.490	+ 0.969	9:46:45.997	19 -	1:02.957	+ 11.436	9:59:09.402
10 -	53.074	+ 1.553	9:47:39.071				
33	Paul CONWAY		TCA Morgan Plus 8				
1 -	59.927	+ 3.759	9:33:42.236	13 -	56.705	+ 0.537	9:51:39.784
2 -	57.894	+ 1.726	9:34:40.130	14 -	56.863	+ 0.695	9:52:36.647
3 -	56.653	+ 0.485	9:35:36.783	15 -	56.935	+ 0.767	9:53:33.582

Mallory Park
 Circuit Length = 1.3500 miles
 Start: 09:31 End: 10:03

Weather / Track : Sunny / Dry

Stars of the 70s with Touring 70s

QUALIFYING - RACE 1 - LAP ANALYSIS

4 -	7:29.255	+ 6:33.087	9:43:06.038	16 -	57.901	+ 1.733	9:54:31.483
5 -	57.489	+ 1.321	9:44:03.527	17 -	56.883	+ 0.715	9:55:28.366
6 -	58.408	+ 2.240	9:45:01.935	18 -	56.789	+ 0.621	9:56:25.155
7 -	57.355	+ 1.187	9:45:59.290	19 -	57.192	+ 1.024	9:57:22.347
8 -	57.505	+ 1.337	9:46:56.795	20 -	58.805	+ 2.637	9:58:21.152
9 -	56.554	+ 0.386	9:47:53.349	21 -	1:00.807	+ 4.639	9:59:21.959
10 -	56.601	+ 0.433	9:48:49.950	22 -	59.638	+ 3.470	10:00:21.597
11 -	56.168		9:49:46.118	23 -	1:08.052	+ 11.884	10:01:29.649
12 -	56.961	+ 0.793	9:50:43.079				
39	Phil WALLER		TCC Hillman Avenger				
1 -	1:02.639	+ 0.214	9:33:49.187	4 -	8:10.025	+ 7:07.600	9:44:04.534
2 -	1:02.897	+ 0.472	9:34:52.084	5 -	17:00.289	+ 15:57.864	10:01:04.823
3 -	1:02.425		9:35:54.509	6 -	1:02.901	+ 0.476	10:02:07.724
43	Tom POCHCIOL		TCA Ford Capri				
1 -	1:14.815	+ 17.711	9:34:25.481	13 -	57.662	+ 0.558	9:53:07.149
2 -	1:06.405	+ 9.301	9:35:31.886	14 -	57.798	+ 0.694	9:54:04.947
3 -	7:48.916	+ 6:51.812	9:43:20.802	15 -	57.445	+ 0.341	9:55:02.392
4 -	1:00.549	+ 3.445	9:44:21.351	16 -	57.482	+ 0.378	9:55:59.874
5 -	59.342	+ 2.238	9:45:20.693	17 -	57.104		9:56:56.978
6 -	58.273	+ 1.169	9:46:18.966	18 -	57.752	+ 0.648	9:57:54.730
7 -	58.245	+ 1.141	9:47:17.211	19 -	57.252	+ 0.148	9:58:51.982
8 -	57.737	+ 0.633	9:48:14.948	20 -	57.571	+ 0.467	9:59:49.553
9 -	58.227	+ 1.123	9:49:13.175	21 -	1:06.321	+ 9.217	10:00:55.874
10 -	58.320	+ 1.216	9:50:11.495	22 -	58.507	+ 1.403	10:01:54.381
11 -	58.351	+ 1.247	9:51:09.846	23 -	58.498	+ 1.394	10:02:52.879
12 -	59.641	+ 2.537	9:52:09.487				
53	JAMES/WEST		TCA Sunbeam Tiger				
1 -	56.959	+ 2.183	9:33:40.171	13 -	55.326	+ 0.550	9:51:50.534
2 -	54.776		9:34:34.947	14 -	55.424	+ 0.648	9:52:45.958
3 -	55.035	+ 0.259	9:35:29.982	15 -	56.357	+ 1.581	9:53:42.315
4 -	7:45.985	+ 6:51.209	9:43:15.967	16 -	56.449	+ 1.673	9:54:38.764
5 -	59.235	+ 4.459	9:44:15.202	17 -	56.414	+ 1.638	9:55:35.178
6 -	57.381	+ 2.605	9:45:12.583	18 -	57.562	+ 2.786	9:56:32.740
7 -	56.942	+ 2.166	9:46:09.525	19 -	56.099	+ 1.323	9:57:28.839
8 -	56.617	+ 1.841	9:47:06.142	20 -	56.069	+ 1.293	9:58:24.908
9 -	58.684	+ 3.908	9:48:04.826	21 -	58.413	+ 3.637	9:59:23.321
10 -	56.865	+ 2.089	9:49:01.691	22 -	56.135	+ 1.359	10:00:19.456
11 -	56.135	+ 1.359	9:49:57.826	23 -	57.960	+ 3.184	10:01:17.416
12 -	57.382	+ 2.606	9:50:55.208	24 -	1:02.299	+ 7.523	10:02:19.715
57	David HALL		TCB Vauxhall Firenza				
1 -	1:06.362	+ 7.523	9:34:05.714	13 -	58.849	+ 0.010	9:52:31.248
2 -	1:03.848	+ 5.009	9:35:09.562	14 -	1:00.129	+ 1.290	9:53:31.377
3 -	1:03.044	+ 4.205	9:36:12.606	15 -	1:01.410	+ 2.571	9:54:32.787
4 -	7:18.925	+ 6:20.086	9:43:31.531	16 -	59.209	+ 0.370	9:55:31.996
5 -	1:01.684	+ 2.845	9:44:33.215	17 -	58.975	+ 0.136	9:56:30.971
6 -	1:00.990	+ 2.151	9:45:34.205	18 -	58.951	+ 0.112	9:57:29.922
7 -	59.979	+ 1.140	9:46:34.184	19 -	59.544	+ 0.705	9:58:29.466
8 -	59.765	+ 0.926	9:47:33.949	20 -	59.226	+ 0.387	9:59:28.692
9 -	59.746	+ 0.907	9:48:33.695	21 -	58.839		10:00:27.531
10 -	1:00.378	+ 1.539	9:49:34.073	22 -	1:11.497	+ 12.658	10:01:39.028
11 -	59.232	+ 0.393	9:50:33.305	23 -	1:10.920	+ 12.081	10:02:49.948
12 -	59.094	+ 0.255	9:51:32.399				
68	Mark WRIGHT		2D Ford Escort RS1800				
1 -	52.576	+ 1.573	9:33:26.114	5 -	6:58.370	+ 6:07.367	9:42:59.697
2 -	52.902	+ 1.899	9:34:19.016	6 -	51.003		9:43:50.700
3 -	51.098	+ 0.095	9:35:10.114	7 -	51.461	+ 0.458	9:44:42.161
4 -	51.213	+ 0.210	9:36:01.327	8 -	1:08.698	+ 17.695	9:45:50.859
93	Harry WYNDHAM		TCA Jaguar E-Type				
1 -	58.124	+ 3.594	9:33:37.487	12 -	55.104	+ 0.574	9:50:49.418

Mallory Park
Circuit Length = 1.3500 miles
Start: 09:31 End: 10:03

Weather / Track : Sunny / Dry


Stars of the 70s with Touring 70s

QUALIFYING - RACE 1 - LAP ANALYSIS

2 -	55.624	+ 1.094	9:34:33.111	13 -	54.573	+ 0.043	9:51:43.991
3 -	54.809	+ 0.279	9:35:27.920	14 -	55.088	+ 0.558	9:52:39.079
4 -	8:00.579	+ 7:06.049	9:43:28.499	15 -	54.924	+ 0.394	9:53:34.003
5 -	55.490	+ 0.960	9:44:23.989	16 -	57.552	+ 3.022	9:54:31.555
6 -	55.179	+ 0.649	9:45:19.168	17 -	54.907	+ 0.377	9:55:26.462
7 -	54.794	+ 0.264	9:46:13.962	18 -	54.844	+ 0.314	9:56:21.306
8 -	54.530		9:47:08.492	19 -	54.740	+ 0.210	9:57:16.046
9 -	55.270	+ 0.740	9:48:03.762	20 -	55.038	+ 0.508	9:58:11.084
10 -	55.165	+ 0.635	9:48:58.927	21 -	1:13.215	+ 18.685	9:59:24.299
11 -	55.387	+ 0.857	9:49:54.314				
94	MARGALIES/FOWLER		TCA Ford Capri 3.0S				
1 -	59.828	+ 4.481	9:33:42.703	11 -	55.743	+ 0.396	9:51:12.094
2 -	57.852	+ 2.505	9:34:40.555	12 -	56.821	+ 1.474	9:52:08.915
3 -	57.345	+ 1.998	9:35:37.900	13 -	55.945	+ 0.598	9:53:04.860
4 -	7:29.863	+ 6:34.516	9:43:07.763	14 -	56.088	+ 0.741	9:54:00.948
5 -	57.504	+ 2.157	9:44:05.267	15 -	55.869	+ 0.522	9:54:56.817
6 -	1:02.120	+ 6.773	9:45:07.387	16 -	55.347		9:55:52.164
7 -	2:19.848	+ 1:24.501	9:47:27.235	17 -	55.528	+ 0.181	9:56:47.692
8 -	56.677	+ 1.330	9:48:23.912	18 -	55.803	+ 0.456	9:57:43.495
9 -	56.360	+ 1.013	9:49:20.272	19 -	58.985	+ 3.638	9:58:42.480
10 -	56.079	+ 0.732	9:50:16.351				

Stars of the 70s with Touring 70s

RACE 1 - GRID

ROW 7	1:02.425 39 Phil WALLER	
ROW 6	57.219 18 Chris CLARKSON	58.839 57 David HALL
ROW 5	56.168 33 Paul CONWAY	57.104 43 Tom POCHCIOL
ROW 4	54.776 53 JAMES/WEST	55.347 94 MARGALIES/FOWLER
ROW 3	52.018 5 Vince WOODMAN	54.530 93 Harry WYNDHAM
ROW 2	51.521 30 WRIGLEY/WALKER	51.585 1 Chris SCRAGG
ROW 1	50.473 3 Shaun LYNN	51.003 68 Mark WRIGHT
Pole		
		

Mallory Park
Circuit Length = 1.3500 miles

These results are provisional until the conclusion of any judicial and technical matters.

Clerk of Course :

Timekeeper :

Stars of the 70s with Touring 70s

RACE 1 - CLASSIFICATION

POS	NO	CL	NAME	ENTRY	LAPS	TIME	GAP	DIFF	MPH	BEST	ON
1	1	2C	Chris SCRAGG	Jaguar XJ12 Coupe	28	25:08.807			90.18	51.248	17
2	30	2D	WRIGLEY/WALKER	Ford Escort RS2000	28	25:32.486	23.679	23.679	88.79	51.793	3
3	5	2C	Vince WOODMAN	Ford Cologne Capri	27	25:30.699	1 lap	1 lap	85.72	52.006	5
4	93	<UN	Harry WYNDHAM	Jaguar E-Type	27	25:33.042	1 lap	2.343	85.59	53.867	2
5	53	<UN	JAMES/WEST	Sunbeam Tiger	27	25:44.328	1 lap	11.286	84.96	54.493	3
6	94	TCA	MARGALIES/FOWLER	Ford Capri 3.0S	26	25:49.232	2 laps	1 lap	81.56	56.818	2
7	18	TCB	Chris CLARKSON	BMW 2002	26	25:50.284	2 laps	1.052	81.50	57.219	5
8	43	TCA	Tom POCHCIOL	Ford Capri	25	26:01.640	3 laps	1 lap	77.80	56.752	2
9	57	TCB	David HALL	Vauxhall Firenza	25	26:06.518	3 laps	4.878	77.56	59.661	5
NOT CLASSIFIED											
DNF	68	2D	Mark WRIGHT	Ford Escort RS1800	18	19:19.017	10 laps	7 laps	75.47	51.329	2
DNF	3	2C	Shaun LYNN	Ford Cologne Capri	7	6:02.250	21 laps	11 laps	93.91	50.853	3
DNF	39	TCB	Phil WALLER	Hillman Avenger	3	3:11.998	25 laps	4 laps	75.93	1:02.687	2
FASTEST LAP											
3	2C	Shaun LYNN	Ford Cologne Capri		3	50.853		95.56 mph		153.80 kph	
68	2D	Mark WRIGHT	Ford Escort RS1800		2	51.329		94.68 mph		152.37 kph	
93	<UN	Harry WYNDHAM	Jaguar E-Type		2	53.867		90.22 mph		145.19 kph	
43	TCA	Tom POCHCIOL	Ford Capri		2	56.752		85.63 mph		137.81 kph	
18	TCB	Chris CLARKSON	BMW 2002		5	57.219		84.93 mph		136.69 kph	

Weather / Track : Sunny / Dry

These results are provisional until the conclusion of any judicial and technical matters.

Mallory Park
 Circuit Length = 1.3500 miles
 Start: 11:48 End: 12:15

Clerk of Course :

Timekeeper :

Stars of the 70s with Touring 70s

RACE 1 - LAP CHART

Lap 1			Lap 2			Lap 3			Lap 4			Lap 5		
No	Behind	Laptime	No	Behind	Laptime	No	Behind	Laptime	No	Behind	Laptime	No	Behind	Laptime
3		53.365	3		51.220	3		50.853	3		51.412	3		51.687
68	1.289	54.654	68	1.398	51.329	68	2.538	51.993	68	3.059	51.933	68	4.111	52.739
30	2.142	55.507	30	3.472	52.550	30	4.412	51.793	1	5.901	52.683	1	6.326	52.112
1	2.348	55.713	1	3.613	52.485	1	4.630	51.870	30	6.031	53.031	30	7.308	52.964
5	3.441	56.806	5	4.919	52.698	5	6.258	52.192	5	7.172	52.326	5	7.491	52.006
53	5.144	58.509	53	8.959	55.035	53	12.599	54.493	53	16.188	55.001	53	19.725	55.224
93	6.607	59.972	93	9.254	53.867	93	13.155	54.754	93	17.067	55.324	93	20.102	54.722
94	7.253	1:00.618	94	12.851	56.818	94	19.408	57.410	94	25.579	57.583	94	31.591	57.699
43	8.113	1:01.478	43	13.645	56.752	43	19.893	57.101	43	26.056	57.575	43	32.351	57.982
18	10.478	1:03.843	18	16.680	57.422	18	23.171	57.344	18	29.327	57.568	18	34.859	57.219
39	12.014	1:05.379	57	21.602	1:00.065	57	30.770	1:00.021	57	39.352	59.994	57	47.326	59.661
57	12.757	1:06.122	39	23.481	1:02.687	39	36.560	1:03.932						

Stars of the 70s with Touring 70s

RACE 1 - LAP CHART

Lap 6			Lap 7			Lap 8			Lap 9			Lap 10		
No	Behind	Laptime	No	Behind	Laptime	No	Behind	Laptime	No	Behind	Laptime	No	Behind	Laptime
3		51.747	3		51.966	1		55.610	1		54.483	68		52.733
68	5.301	52.937	57	1 LAP	59.790	68	0.635	55.071	68	0.360	54.208	1	0.369	53.462
1	6.000	51.421	1	5.738	51.704	30	2.644	54.572	30	1.745	53.584	30	1.052	52.400
5	8.371	52.627	68	6.912	53.577	5	2.742	55.565	5	2.113	53.854	5	2.110	53.090
30	9.535	53.974	5	8.525	52.120	57	1 LAP	1:04.496	57	1 LAP	1:02.334	57	1 LAP	1:01.318
93	22.986	54.631	30	9.420	51.851	93	21.122	56.325	93	22.325	55.686	93	24.962	55.730
53	23.412	55.434	93	26.145	55.125	53	21.837	56.664	53	22.854	55.500	53	25.654	55.893
94	37.296	57.452	53	26.521	55.075	94	40.812	59.112	94	44.618	58.289	94	49.483	57.958
43	38.371	57.767	94	43.048	57.718	43	41.353	59.106	43	45.093	58.223	43	50.607	58.607
18	40.555	57.443	43	43.595	57.190	18	44.231	59.629	18	48.146	58.398			
			18	45.950	57.361									

Stars of the 70s with Touring 70s

RACE 1 - LAP CHART

Lap 11			Lap 12			Lap 13			Lap 14			Lap 15		
No	Behind	Laptime	No	Behind	Laptime	No	Behind	Laptime	No	Behind	Laptime	No	Behind	Laptime
68		52.857	68		52.343	68		52.301	68		53.040	68		52.223
1	0.290	52.778	1	0.772	52.825	1	0.317	51.846	1	0.201	52.924	1	0.122	52.144
18	1 LAP	58.455	30	1.673	53.037	30	1.673	52.301	30	0.877	52.244	30	1.593	52.939
30	0.979	52.784	94	1 LAP	58.960	5	6.709	54.240	5	7.180	53.511	57	2 LAPS	1:01.558
5	1.820	52.567	5	4.770	55.293	94	1 LAP	58.693	94	1 LAP	58.035	5	8.907	53.950
93	28.335	56.230	43	1 LAP	59.817	43	1 LAP	57.533	43	1 LAP	57.992	94	1 LAP	57.913
53	28.523	55.726	18	1 LAP	58.665	18	1 LAP	57.226	18	1 LAP	57.518	43	1 LAP	57.917
57	1 LAP	1:01.138	93	31.662	55.670	93	34.909	55.548	93	36.835	54.966	18	1 LAP	1:00.826
			53	32.039	55.859	53	35.221	55.483	53	37.213	55.032	93	40.071	55.459
			57	1 LAP	1:03.192	57	1 LAP	1:00.926				53	40.837	55.847

Stars of the 70s with Touring 70s

RACE 1 - LAP CHART

Lap 16			Lap 17			Lap 18			Lap 19			Lap 20		
No	Behind	Laptime	No	Behind	Laptime	No	Behind	Laptime	No	Behind	Laptime	No	Behind	Laptime
1		51.994	1		51.248	1		51.766	1		52.076	1		52.460
30	1.980	52.503	30	3.500	52.768	30	3.943	52.209	53	1 LAP	57.345	93	1 LAP	58.528
68	9.317	1:01.433	5	14.379	54.314	5	16.762	54.149	30	4.469	52.602	30	6.123	54.114
5	11.313	54.522	68	22.917	1:04.848	57	2 LAPS	1:03.357	5	21.636	56.950	53	1 LAP	57.570
57	2 LAPS	1:00.895	57	2 LAPS	1:00.357	94	1 LAP	58.050	94	1 LAP	58.740	5	26.325	57.149
94	1 LAP	57.986	94	1 LAP	57.607	43	1 LAP	57.596	43	1 LAP	59.362	94	1 LAP	59.294
43	1 LAP	57.883	43	1 LAP	57.827	18	1 LAP	59.153	57	2 LAPS	1:04.587	43	1 LAP	58.573
18	1 LAP	57.710	18	1 LAP	57.816	93	51.781	56.773	18	1 LAP	59.820			
93	43.107	55.152	93	46.774	54.915									
53	43.832	55.111	53	47.724	55.140									

Stars of the 70s with Touring 70s

RACE 1 - LAP CHART

Lap 21			Lap 22			Lap 23			Lap 24			Lap 25		
No	Behind	Laptime	No	Behind	Laptime	No	Behind	Laptime	No	Behind	Laptime	No	Behind	Laptime
1		54.285	1		59.986	1		1:02.359	1		55.689	1		55.539
57	3 LAPS	1:04.321	94	2 LAPS	1:04.341	94	2 LAPS	1:07.888	5	1 LAP	1:01.063	5	1 LAP	59.185
30	6.716	54.878	43	2 LAPS	1:04.794	43	2 LAPS	1:07.664	30	12.721	59.294	93	1 LAP	57.859
18	2 LAPS	1:01.284	30	3.476	56.746	30	9.116	1:07.999	94	2 LAPS	1:01.998	53	1 LAP	57.985
93	1 LAP	58.243	18	2 LAPS	1:01.940	18	2 LAPS	1:04.339	93	1 LAP	57.602	94	2 LAPS	1:03.458
53	1 LAP	58.125	57	3 LAPS	1:04.903	57	3 LAPS	1:03.476	53	1 LAP	57.352	18	2 LAPS	1:02.294
5	30.501	58.461	93	1 LAP	1:02.357	93	1 LAP	1:02.931	18	2 LAPS	1:02.307	30	26.174	1:08.992
68	3 LAPS	3:58.798	53	1 LAP	1:01.973	53	1 LAP	1:04.538	57	3 LAPS	1:06.249	57	3 LAPS	1:04.048
			5	1:00.327	1:29.812				43	2 LAPS	1:11.348	43	2 LAPS	1:25.527


Stars of the 70s with Touring 70s

RACE 1 - LAP CHART

Lap 26			Lap 27			Lap 28		
No	Behind	Laptime	No	Behind	Laptime	No	Behind	Laptime
1		57.554	1		55.110	1		54.681
5	1 LAP	1:02.534	43	3 LAPS	1:09.192	5	1 LAP	57.469
93	1 LAP	58.224	5	1 LAP	1:02.246	30	23.679	54.984
53	1 LAP	59.003	93	1 LAP	58.510	93	1 LAP	57.939
30	24.451	55.831	30	23.376	54.035	53	1 LAP	1:01.298
94	2 LAPS	1:02.511	53	1 LAP	1:04.113	94	2 LAPS	1:01.306
18	2 LAPS	1:01.714	94	2 LAPS	1:01.795	18	2 LAPS	1:01.773
57	3 LAPS	1:05.275	18	2 LAPS	1:01.217	43	3 LAPS	1:36.834
			57	3 LAPS	1:04.259	57	3 LAPS	1:04.176

Stars of the 70s with Touring 70s

RACE 5 - GRID

ROW 6	3 Shaun LYNN	1:02.687	39 Phil WALLER
ROW 5	57 David HALL		68 Mark WRIGHT
ROW 4	18 Chris CLARKSON		43 Tom POCHCIOL
ROW 3	53 JAMES/WEST		94 MARGALIES/FOWLER
ROW 2	5 Vince WOODMAN		93 Harry WYNDHAM
ROW 1	1 Chris SCRAGG		30 WRIGLEY/WALKER
Pole			
			

Mallory Park
Circuit Length = 1.3500 miles

These results are provisional until the conclusion of any judicial and technical matters.

Clerk of Course :		Timekeeper :
-------------------	--	--------------

Stars of the 70s with Touring 70s

RACE 5 - CLASSIFICATION

POS	NO	CL	NAME	ENTRY	LAPS	TIME	GAP	DIFF	MPH	BEST	ON
1	68	2D	Mark WRIGHT	Ford Escort RS1800	17	15:07.393			91.05	51.510	5
2	30	2D	WRIGLEY/WALKER	Ford Escort RS2000	17	15:08.445	1.052	1.052	90.94	52.398	5
3	5	2C	Vince WOODMAN	Ford Cologne Capri	16	15:09.381	1 lap	1 lap	85.50	55.210	8
4	93	GT	Harry WYNDHAM	Jaguar E-Type	16	15:20.543	1 lap	11.162	84.47	55.978	6
5	53	GT	JAMES/WEST	Sunbeam Tiger	16	15:30.288	1 lap	9.745	83.58	56.931	6
6	43	TCA	Tom POCHCIOL	Ford Capri	16	15:47.180	1 lap	16.892	82.09	57.569	5
7	18	TCB	Chris CLARKSON	BMW 2002	16	15:48.906	1 lap	1.726	81.94	57.740	5
8	57	TCB	David HALL	Vauxhall Firenza	15	15:53.224	2 laps	1 lap	76.47	1:01.579	2

NOT CLASSIFIED

DNF	1	2C	Chris SCRAGG	Jaguar XJ12 Coupe	9	8:22.528	8 laps	6 laps	87.03	52.502	5
DNF	94	TCA	MARGALIES/FOWLER	Ford Capri 3.0S	9	8:50.625	8 laps	28.097	82.43	57.054	6

FASTEST LAP

68	2D	Mark WRIGHT	Ford Escort RS1800	5	51.510	94.34 mph	151.84 kph
1	2C	Chris SCRAGG	Jaguar XJ12 Coupe	5	52.502	92.56 mph	148.97 kph
93	GT	Harry WYNDHAM	Jaguar E-Type	6	55.978	86.81 mph	139.72 kph
94	TCA	MARGALIES/FOWLER	Ford Capri 3.0S	6	57.054	85.18 mph	137.08 kph
18	TCB	Chris CLARKSON	BMW 2002	5	57.740	84.16 mph	135.45 kph

Weather / Track : Sunny / Dry

These results are provisional until the conclusion of any judicial and technical matters.

Mallory Park
 Circuit Length = 1.3500 miles
 Start: 15:54 End: 16:10

Clerk of Course :	Timekeeper :
-------------------	--------------

Stars of the 70s with Touring 70s

RACE 5 - LAP CHART

Lap 1			Lap 2			Lap 3			Lap 4			Lap 5		
No	Behind	Laptime	No	Behind	Laptime	No	Behind	Laptime	No	Behind	Laptime	No	Behind	Laptime
30		57.672	30		53.336	30		52.930	30		53.177	30		52.398
1	1.801	59.473	1	2.248	53.783	1	3.176	53.858	68	2.636	51.874	68	1.748	51.510
5	3.880	1:01.552	68	4.409	53.242	68	3.939	52.460	1	3.202	53.203	1	3.306	52.502
68	4.503	1:02.175	5	6.921	56.377	5	10.514	56.523	5	13.889	56.552	5	18.597	57.106
93	4.949	1:02.621	93	8.500	56.887	93	12.652	57.082	93	16.376	56.901	93	20.797	56.819
53	6.485	1:04.157	53	10.659	57.510	53	15.320	57.591	53	20.041	57.898	53	24.639	56.996
94	7.333	1:05.005	94	11.406	57.409	94	15.796	57.320	94	21.010	58.391	94	25.919	57.307
18	8.687	1:06.359	18	14.229	58.878	18	19.201	57.902	43	24.915	58.113	43	30.086	57.569
43	9.386	1:07.058	43	14.981	58.931	43	19.979	57.928	18	25.799	59.775	18	31.141	57.740
57	10.909	1:08.581	57	19.152	1:01.579	57	28.500	1:02.278	57	37.784	1:02.461	57	48.031	1:02.645

Stars of the 70s with Touring 70s

RACE 5 - LAP CHART

Lap 6			Lap 7			Lap 8			Lap 9			Lap 10		
No	Behind	Laptime	No	Behind	Laptime	No	Behind	Laptime	No	Behind	Laptime	No	Behind	Laptime
30		52.428	30		52.960	30		52.809	68		52.606	68		52.728
68	1.072	51.752	68	0.599	52.487	68	0.551	52.761	30	0.516	53.673	30	1.305	53.517
1	3.481	52.603	1	4.099	53.578	1	6.427	55.137	1	21.661	1:08.391	18	1 LAP	59.558
5	22.214	56.045	57	1 LAP	1:05.036	57	1 LAP	1:03.647	57	1 LAP	1:03.939	5	35.228	56.439
93	24.347	55.978	5	25.702	56.448	5	28.103	55.210	5	31.517	56.571	93	40.264	57.506
53	29.142	56.931	93	27.752	56.365	93	31.611	56.668	93	35.486	57.032	57	1 LAP	1:04.721
94	30.545	57.054	53	33.759	57.577	53	38.638	57.688	53	43.454	57.973	53	49.028	58.302
43	35.663	58.005	94	35.642	58.057	94	41.893	59.060	94	49.758	1:01.022			
18	36.697	57.984	43	41.108	58.405	43	46.918	58.619	43	52.594	58.833			
			18	42.062	58.325	18	48.032	58.779						

Stars of the 70s with Touring 70s

RACE 5 - LAP CHART

Lap 11			Lap 12			Lap 13			Lap 14			Lap 15		
No	Behind	Laptime	No	Behind	Laptime	No	Behind	Laptime	No	Behind	Laptime	No	Behind	Laptime
68		55.310	68		53.109	68		53.750	68		52.636	68		53.252
30	0.912	54.917	30	0.703	52.900	30	0.472	53.519	30	0.740	52.904	30	0.525	53.037
43	1 LAP	1:00.799	43	1 LAP	59.008	53	1 LAP	58.942	53	1 LAP	57.931	93	1 LAP	57.491
18	1 LAP	59.927	18	1 LAP	59.106	57	2 LAPS	1:04.201	57	2 LAPS	1:02.917	53	1 LAP	57.598
5	36.339	56.421	5	40.254	57.024	43	1 LAP	59.139	43	1 LAP	58.646	57	2 LAPS	1:03.568
93	42.522	57.568	93	47.312	57.899	18	1 LAP	59.128	18	1 LAP	58.698	43	1 LAP	58.215
57	1 LAP	1:02.497				5	43.614	57.110	5	47.332	56.354	18	1 LAP	58.637
53	52.032	58.314				93	51.836	58.274				5	50.574	56.494

Stars of the 70s with Touring 70s

RACE 5 - LAP CHART

Lap 16			Lap 17		
No	Behind	Laptime	No	Behind	Laptime
68		52.427	68		53.314
30	1.565	53.467	30	1.052	52.801
93	1 LAP	57.479	5	1 LAP	57.155
53	1 LAP	57.303	93	1 LAP	57.973
43	1 LAP	59.384	53	1 LAP	57.577
18	1 LAP	59.721	43	1 LAP	58.528
57	2 LAPS	1:03.567	18	1 LAP	58.389
			57	2 LAPS	1:01.587

Stars of the 70s with Touring 70s

RACE 1 & 5 - COMBINED CLASSIFICATION

POS	NO	CL	NAME	ENTRY	TOTAL		RACE 1		RACE 2	
					LAPS	TIME	LAPS	TIME	LAPS	TIME
1	30	2D	WRIGLEY/WALKER	Ford Escort RS2000	45	40:40.931	28	25:32.486	17	15:08.445
2	5	2C	Vince WOODMAN	Ford Cologne Capri	43	40:40.080	27	25:30.699	16	15:09.381
3	93	GT	Harry WYNDHAM	Jaguar E-Type	43	40:53.585	27	25:33.042	16	15:20.543
4	53	GT	JAMES/WEST	Sunbeam Tiger	43	41:14.616	27	25:44.328	16	15:30.288
5	18	TCB	Chris CLARKSON	BMW 2002	42	41:39.190	26	25:50.284	16	15:48.906
6	43	TCA	Tom POCHCIOL	Ford Capri	41	41:48.820	25	26:01.640	16	15:47.180
7	57	TCB	David HALL	Vauxhall Firenza	40	41:59.742	25	26:06.518	15	15:53.224
8	1	2C	Chris SCRAGG	Jaguar XJ12 Coupe	37	33:31.335	28	25:08.807	9	8:22.528
9	68	2D	Mark WRIGHT	Ford Escort RS1800	35	34:26.410	18	19:19.017	17	15:07.393
10	94	TCA	MARGALIES/FOWLER	Ford Capri 3.0S	35	34:39.857	26	25:49.232	9	8:50.625
11	3	2C	Shaun LYNN	Ford Cologne Capri	7	6:02.250	7	6:02.250	-1	
12	39	TCB	Phil WALLER	Hillman Avenger	3	3:11.998	3	3:11.998	-1	

Weather / Track : Sunny / Dry

These results are provisional until the conclusion of any judicial and technical matters.

Mallory Park
Circuit Length = 1.3500 miles
Start: 15:54 End: 16:10

Clerk of Course :

Timekeeper :

Oldies but Goldies

QUALIFYING - RACE 2 - CLASSIFICATION

POS	NO	CL	NAME	ENTRY	TIME	ON	LAPS	GAP	DIFF	MPH
1	27	S	Richard POSTINS	Austin A40	59.120	10	15			82.20
2	124	S	Mike WRIGLEY	Austin A35	59.597	10	12	0.477	0.477	81.54
3	1	S	DAVIES/MILLER	Austin A40 Lightweight	59.881	11	17	0.761	0.284	81.16
4	48	A	BUTTERFIELD/THURGOOD	Jaguar Mk 1	1:00.313	12	24	1.193	0.432	80.57
5	9	S	Mark DANIELL	Austin A40	1:00.363	5	8	1.243	0.050	80.51
6	23	B	HARRISON/TAFT	Volvo Amazon	1:01.109	6	15	1.989	0.746	79.52
7	4	S	William LYNCH	Austin A35	1:01.364	16	17	2.244	0.255	79.19
8	86	S	Martin ELSON	Austin A40 Farina Mk1	1:01.911	7	8	2.791	0.547	78.49
9	66	S	Anthony ROBINSON	Austin A35	1:02.290	19	21	3.170	0.379	78.02
10	30	S	Matthew MOORE	Austin A40	1:02.694	20	22	3.574	0.404	77.51
11	42	B	GITTINGS/DRON	Ford Zodiac	1:03.053	12	14	3.933	0.359	77.07
12	29	B	David GRIFFITHS	Standard Vanguard III	1:03.514	2	3	4.394	0.461	76.51
13	76	B	DAVENALL/GIORDINELLI	Austin A105	1:04.186	7	19	5.066	0.672	75.71
14	61	C	Michael PEET	Sunbeam Rapier	1:04.469	5	18	5.349	0.283	75.38
15	70	A	LOVE/KEEN	Jaguar Mk7	1:06.339	5	7	7.219	1.870	73.25
16	7	B	PRITCHARD/VAUGHAN	Ford Zephyr MkI	1:07.049	11	14	7.929	0.710	72.48
17	26	C	CHAPMAN/GRIFFITHS	Peugoet 203	1:10.227	4	17	11.107	3.178	69.20

Weather / Track : Sunny / Dry

These results are provisional until the conclusion of any judicial and technical matters.

Mallory Park
Circuit Length = 1.3500 miles
Start: 10:08 End: 10:35

Clerk of Course :

Timekeeper :

Oldies but Goldies

QUALIFYING - RACE 2 - LAP ANALYSIS

1	DAVIES/MILLER						S	Austin A40 Lightweight					
1 -	1:03.587		+ 3.706	10:11:51.573	10 -	1:01.211		+ 1.330	10:25:42.715				
2 -	1:02.205		+ 2.324	10:12:53.778	11 -	59.881			10:26:42.596				
3 -	1:02.673		+ 2.792	10:13:56.451	12 -	1:00.368		+ 0.487	10:27:42.964				
4 -	1:03.332		+ 3.451	10:14:59.783	13 -	1:00.747		+ 0.866	10:28:43.711				
5 -	1:01.435		+ 1.554	10:16:01.218	14 -	1:06.264		+ 6.383	10:29:49.975				
6 -	1:01.959		+ 2.078	10:17:03.177	15 -	2:22.816		+ 1:22.935	10:32:12.791				
7 -	1:02.323		+ 2.442	10:18:05.500	16 -	1:00.184		+ 0.303	10:33:12.975				
8 -	1:06.679		+ 6.798	10:19:12.179	17 -	1:03.430		+ 3.549	10:34:16.405				
9 -	5:29.325		+ 4:29.444	10:24:41.504									
4	William LYNCH						S	Austin A35					
1 -	1:04.196		+ 2.832	10:11:50.352	10 -	1:05.135		+ 3.771	10:22:21.182				
2 -	1:04.724		+ 3.360	10:12:55.076	11 -	5:36.492		+ 4:35.128	10:27:57.674				
3 -	1:02.861		+ 1.497	10:13:57.937	12 -	1:03.529		+ 2.165	10:29:01.203				
4 -	2:05.153		+ 1:03.789	10:16:03.090	13 -	1:02.513		+ 1.149	10:30:03.716				
5 -	1:02.006		+ 0.642	10:17:05.096	14 -	1:02.016		+ 0.652	10:31:05.732				
6 -	1:02.497		+ 1.133	10:18:07.593	15 -	1:01.564		+ 0.200	10:32:07.296				
7 -	1:03.571		+ 2.207	10:19:11.164	16 -	1:01.364			10:33:08.660				
8 -	1:02.065		+ 0.701	10:20:13.229	17 -	1:01.438		+ 0.074	10:34:10.098				
9 -	1:02.818		+ 1.454	10:21:16.047									
7	PRITCHARD/VAUGHAN						B	Ford Zephyr Mkl					
1 -	1:15.072		+ 8.023	10:11:49.897	8 -	1:11.125		+ 4.076	10:20:15.374				
2 -	1:11.920		+ 4.871	10:13:01.817	9 -	1:15.595		+ 8.546	10:21:30.969				
3 -	1:11.484		+ 4.435	10:14:13.301	10 -	3:44.522		+ 2:37.473	10:25:15.491				
4 -	1:15.117		+ 8.068	10:15:28.418	11 -	1:07.049			10:26:22.540				
5 -	1:12.348		+ 5.299	10:16:40.766	12 -	1:07.653		+ 0.604	10:27:30.193				
6 -	1:10.851		+ 3.802	10:17:51.617	13 -	1:07.065		+ 0.016	10:28:37.258				
7 -	1:12.632		+ 5.583	10:19:04.249	14 -	1:10.705		+ 3.656	10:29:47.963				
9	Mark DANIELL						S	Austin A40					
1 -	1:03.710		+ 3.347	10:11:24.447	5 -	1:00.363			10:15:30.105				
2 -	1:02.376		+ 2.013	10:12:26.823	6 -	1:01.138		+ 0.775	10:16:31.243				
3 -	1:02.138		+ 1.775	10:13:28.961	7 -	1:00.371		+ 0.008	10:17:31.614				
4 -	1:00.781		+ 0.418	10:14:29.742	8 -	1:02.538		+ 2.175	10:18:34.152				
23	HARRISON/TAFT						B	Volvo Amazon					
1 -	1:03.767		+ 2.658	10:11:49.320	9 -	1:06.345		+ 5.236	10:25:30.138				
2 -	1:02.611		+ 1.502	10:12:51.931	10 -	1:07.269		+ 6.160	10:26:37.407				
3 -	1:02.494		+ 1.385	10:13:54.425	11 -	1:07.101		+ 5.992	10:27:44.508				
4 -	1:02.185		+ 1.076	10:14:56.610	12 -	1:06.029		+ 4.920	10:28:50.537				
5 -	1:01.637		+ 0.528	10:15:58.247	13 -	1:07.585		+ 6.476	10:29:58.122				
6 -	1:01.109			10:16:59.356	14 -	1:05.181		+ 4.072	10:31:03.303				
7 -	1:18.432		+ 17.323	10:18:17.788	15 -	1:14.520		+ 13.411	10:32:17.823				
8 -	6:06.005		+ 5:04.896	10:24:23.793									
26	CHAPMAN/GRIFFITHS						C	Peugeot 203					
1 -	1:17.961		+ 7.734	10:12:03.606	10 -	1:18.347		+ 8.120	10:25:01.665				
2 -	1:14.715		+ 4.488	10:13:18.321	11 -	1:19.839		+ 9.612	10:26:21.504				
3 -	1:10.702		+ 0.475	10:14:29.023	12 -	1:19.841		+ 9.614	10:27:41.345				
4 -	1:10.227			10:15:39.250	13 -	1:21.167		+ 10.940	10:29:02.512				
5 -	1:12.092		+ 1.865	10:16:51.342	14 -	1:21.323		+ 11.096	10:30:23.835				
6 -	2:48.549		+ 1:38.322	10:19:39.891	15 -	1:20.577		+ 10.350	10:31:44.412				
7 -	1:23.838		+ 13.611	10:21:03.729	16 -	1:16.454		+ 6.227	10:33:00.866				
8 -	1:20.466		+ 10.239	10:22:24.195	17 -	1:18.880		+ 8.653	10:34:19.746				
9 -	1:19.123		+ 8.896	10:23:43.318									
27	Richard POSTINS						S	Austin A40					
1 -	1:03.325		+ 4.205	10:11:20.111	9 -	5:26.997		+ 4:27.877	10:24:05.797				
2 -	1:01.750		+ 2.630	10:12:21.861	10 -	59.120			10:25:04.917				
3 -	1:01.095		+ 1.975	10:13:22.956	11 -	59.225		+ 0.105	10:26:04.142				
4 -	1:00.275		+ 1.155	10:14:23.231	12 -	59.455		+ 0.335	10:27:03.597				

Mallory Park
Circuit Length = 1.3500 miles
Start: 10:08 End: 10:35

Weather / Track : Sunny / Dry

Oldies but Goldies

QUALIFYING - RACE 2 - LAP ANALYSIS

5 -	1:01.176	+ 2.056	10:15:24.407	13 -	1:01.021	+ 1.901	10:28:04.618
6 -	1:03.985	+ 4.865	10:16:28.392	14 -	1:06.076	+ 6.956	10:29:10.694
7 -	1:00.448	+ 1.328	10:17:28.840	15 -	1:06.794	+ 7.674	10:30:17.488
8 -	1:09.960	+ 10.840	10:18:38.800				
29	David GRIFFITHS			B	Standard Vanguard III		
1 -	1:08.699	+ 5.185	10:11:44.757	3 -	1:03.626	+ 0.112	10:13:51.897
2 -	1:03.514		10:12:48.271				
30	Matthew MOORE			S	Austin A40		
1 -	1:07.426	+ 4.732	10:11:31.212	12 -	1:03.286	+ 0.592	10:23:28.750
2 -	1:07.213	+ 4.519	10:12:38.425	13 -	1:05.585	+ 2.891	10:24:34.335
3 -	1:07.420	+ 4.726	10:13:45.845	14 -	1:04.586	+ 1.892	10:25:38.921
4 -	1:06.043	+ 3.349	10:14:51.888	15 -	1:03.527	+ 0.833	10:26:42.448
5 -	1:05.048	+ 2.354	10:15:56.936	16 -	1:03.200	+ 0.506	10:27:45.648
6 -	1:04.930	+ 2.236	10:17:01.866	17 -	1:05.473	+ 2.779	10:28:51.121
7 -	1:05.142	+ 2.448	10:18:07.008	18 -	1:03.403	+ 0.709	10:29:54.524
8 -	1:05.672	+ 2.978	10:19:12.680	19 -	1:03.334	+ 0.640	10:30:57.858
9 -	1:03.680	+ 0.986	10:20:16.360	20 -	1:02.694		10:32:00.552
10 -	1:05.013	+ 2.319	10:21:21.373	21 -	1:03.451	+ 0.757	10:33:04.003
11 -	1:04.091	+ 1.397	10:22:25.464	22 -	1:03.367	+ 0.673	10:34:07.370
42	GITTINGS/DRON			B	Ford Zodiac		
1 -	1:05.490	+ 2.437	10:11:33.610	8 -	1:03.634	+ 0.581	10:19:00.529
2 -	1:04.644	+ 1.591	10:12:38.254	9 -	1:03.644	+ 0.591	10:20:04.173
3 -	1:03.887	+ 0.834	10:13:42.141	10 -	1:03.350	+ 0.297	10:21:07.523
4 -	1:03.925	+ 0.872	10:14:46.066	11 -	1:04.039	+ 0.986	10:22:11.562
5 -	1:03.666	+ 0.613	10:15:49.732	12 -	1:03.053		10:23:14.615
6 -	1:03.804	+ 0.751	10:16:53.536	13 -	1:04.133	+ 1.080	10:24:18.748
7 -	1:03.359	+ 0.306	10:17:56.895	14 -	1:03.195	+ 0.142	10:25:21.943
48	BUTTERFIELD/THURGOOD			A	Jaguar Mk 1		
1 -	1:04.632	+ 4.319	10:11:26.398	13 -	1:00.820	+ 0.507	10:23:38.906
2 -	1:02.098	+ 1.785	10:12:28.496	14 -	1:00.624	+ 0.311	10:24:39.530
3 -	1:01.765	+ 1.452	10:13:30.261	15 -	1:01.620	+ 1.307	10:25:41.150
4 -	1:00.747	+ 0.434	10:14:31.008	16 -	1:00.556	+ 0.243	10:26:41.706
5 -	1:01.372	+ 1.059	10:15:32.380	17 -	1:01.047	+ 0.734	10:27:42.753
6 -	1:01.315	+ 1.002	10:16:33.695	18 -	1:00.693	+ 0.380	10:28:43.446
7 -	1:00.383	+ 0.070	10:17:34.078	19 -	1:00.693	+ 0.380	10:29:44.139
8 -	1:00.805	+ 0.492	10:18:34.883	20 -	1:01.116	+ 0.803	10:30:45.255
9 -	1:01.222	+ 0.909	10:19:36.105	21 -	1:01.276	+ 0.963	10:31:46.531
10 -	1:00.967	+ 0.654	10:20:37.072	22 -	1:01.362	+ 1.049	10:32:47.893
11 -	1:00.701	+ 0.388	10:21:37.773	23 -	1:01.277	+ 0.964	10:33:49.170
12 -	1:00.313		10:22:38.086	24 -	1:01.023	+ 0.710	10:34:50.193
61	Michael PEET			C	Sunbeam Rapier		
1 -	1:08.176	+ 3.707	10:11:41.556	10 -	1:06.191	+ 1.722	10:21:33.074
2 -	1:06.565	+ 2.096	10:12:48.121	11 -	1:04.783	+ 0.314	10:22:37.857
3 -	1:06.136	+ 1.667	10:13:54.257	12 -	1:05.321	+ 0.852	10:23:43.178
4 -	1:06.525	+ 2.056	10:15:00.782	13 -	1:06.117	+ 1.648	10:24:49.295
5 -	1:04.469		10:16:05.251	14 -	1:06.343	+ 1.874	10:25:55.638
6 -	1:05.125	+ 0.656	10:17:10.376	15 -	1:05.664	+ 1.195	10:27:01.302
7 -	1:05.090	+ 0.621	10:18:15.466	16 -	1:06.079	+ 1.610	10:28:07.381
8 -	1:05.952	+ 1.483	10:19:21.418	17 -	1:09.034	+ 4.565	10:29:16.415
9 -	1:05.465	+ 0.996	10:20:26.883	18 -	5:01.901	+ 3:57.432	10:34:18.316
66	Anthony ROBINSON			S	Austin A35		
1 -	1:05.319	+ 3.029	10:11:23.090	12 -	1:03.983	+ 1.693	10:24:33.465
2 -	1:04.534	+ 2.244	10:12:27.624	13 -	1:03.191	+ 0.901	10:25:36.656
3 -	1:04.872	+ 2.582	10:13:32.496	14 -	1:03.626	+ 1.336	10:26:40.282
4 -	1:03.707	+ 1.417	10:14:36.203	15 -	1:04.370	+ 2.080	10:27:44.652
5 -	1:03.886	+ 1.596	10:15:40.089	16 -	1:04.204	+ 1.914	10:28:48.856
6 -	1:05.021	+ 2.731	10:16:45.110	17 -	1:07.661	+ 5.371	10:29:56.517
7 -	1:03.899	+ 1.609	10:17:49.009	18 -	1:02.454	+ 0.164	10:30:58.971
8 -	1:03.828	+ 1.538	10:18:52.837	19 -	1:02.290		10:32:01.261

Mallory Park
Circuit Length = 1.3500 miles
Start: 10:08 End: 10:35


Weather / Track : Sunny / Dry

Oldies but Goldies

QUALIFYING - RACE 2 - LAP ANALYSIS

9 -	1:03.338	+ 1.048	10:19:56.175	20 -	1:03.287	+ 0.997	10:33:04.548
10 -	1:05.830	+ 3.540	10:21:02.005	21 -	1:04.107	+ 1.817	10:34:08.655
11 -	2:27.477	+ 1:25.187	10:23:29.482				
70	LOVE/KEEN		A		Jaguar Mk7		
1 -	1:10.286	+ 3.947	10:12:04.105	5 -	1:06.339		10:26:48.879
2 -	1:37.785	+ 31.446	10:13:41.890	6 -	1:11.849	+ 5.510	10:28:00.728
3 -	10:51.608	+ 9:45.269	10:24:33.498	7 -	1:21.255	+ 14.916	10:29:21.983
4 -	1:09.042	+ 2.703	10:25:42.540				
76	DAVENALL/GIORDINELLI		B		Austin A105		
1 -	1:09.001	+ 4.815	10:11:45.512	11 -	1:08.729	+ 4.543	10:25:10.337
2 -	1:05.657	+ 1.471	10:12:51.169	12 -	1:11.366	+ 7.180	10:26:21.703
3 -	1:06.428	+ 2.242	10:13:57.597	13 -	1:08.852	+ 4.666	10:27:30.555
4 -	1:05.343	+ 1.157	10:15:02.940	14 -	1:07.721	+ 3.535	10:28:38.276
5 -	1:05.663	+ 1.477	10:16:08.603	15 -	1:07.670	+ 3.484	10:29:45.946
6 -	1:06.213	+ 2.027	10:17:14.816	16 -	1:06.740	+ 2.554	10:30:52.686
7 -	1:04.186		10:18:19.002	17 -	1:06.763	+ 2.577	10:31:59.449
8 -	1:07.584	+ 3.398	10:19:26.586	18 -	1:08.923	+ 4.737	10:33:08.372
9 -	3:24.583	+ 2:20.397	10:22:51.169	19 -	1:08.690	+ 4.504	10:34:17.062
10 -	1:10.439	+ 6.253	10:24:01.608				
86	Martin ELSON		S		Austin A40 Farina Mk1		
1 -	1:07.126	+ 5.215	10:11:58.963	5 -	1:02.332	+ 0.421	10:16:12.333
2 -	1:04.416	+ 2.505	10:13:03.379	6 -	1:02.108	+ 0.197	10:17:14.441
3 -	1:03.902	+ 1.991	10:14:07.281	7 -	1:01.911		10:18:16.352
4 -	1:02.720	+ 0.809	10:15:10.001	8 -	1:06.411	+ 4.500	10:19:22.763
124	Mike WRIGLEY		S		Austin A35		
1 -	1:05.676	+ 6.079	10:11:26.064	7 -	1:00.473	+ 0.876	10:17:34.403
2 -	1:02.806	+ 3.209	10:12:28.870	8 -	1:04.403	+ 4.806	10:18:38.806
3 -	1:02.322	+ 2.725	10:13:31.192	9 -	1:00.087	+ 0.490	10:19:38.893
4 -	1:00.274	+ 0.677	10:14:31.466	10 -	59.597		10:20:38.490
5 -	1:01.381	+ 1.784	10:15:32.847	11 -	59.792	+ 0.195	10:21:38.282
6 -	1:01.083	+ 1.486	10:16:33.930	12 -	1:01.480	+ 1.883	10:22:39.762

Oldies but Goldies
RACE 2 - GRID

ROW 9	1:10.227 26 CHAPMAN/GRIFFITHS	
ROW 8	1:06.339 70 LOVE/KEEN	1:07.049 7 PRITCHARD/VAUGHAN
ROW 7	1:04.186 76 DAVENALL/GIORDINELLI	1:04.469 61 Michael PEET
ROW 6	1:03.053 42 GITTINGS/DRON	1:03.514 29 David GRIFFITHS
ROW 5	1:02.290 66 Anthony ROBINSON	1:02.694 30 Matthew MOORE
ROW 4	1:01.364 4 William LYNCH	1:01.911 86 Martin ELSON
ROW 3	1:00.363 9 Mark DANIELL	1:01.109 23 HARRISON/TAFT
ROW 2	59.881 1 DAVIES/MILLER	1:00.313 48 BUTTERFIELD/THURGOOD
ROW 1	59.120 27 Richard POSTINS	59.597 124 Mike WRIGLEY
Pole		
		

Mallory Park
 Circuit Length = 1.3500 miles

These results are provisional until the conclusion of any judicial and technical matters.

Clerk of Course :		Timekeeper :
-------------------	--	--------------

Oldies but Goldies

RACE 2 - CLASSIFICATION

POS	NO	CL	NAME	ENTRY	LAPS	TIME	GAP	DIFF	MPH	BEST	ON
1	27	S	Richard POSTINS	Austin A40	21	21:21.386			79.64	59.835	17
2	1	S	DAVIES/MILLER	Austin A40 Lightweight	21	21:22.850	1.464	1.464	79.55	59.767	12
3	124	S	Mike WRIGLEY	Austin A35	21	21:23.079	1.693	0.229	79.54	59.930	12
4	9	S	Mark DANIELL	Austin A40	21	21:37.680	16.294	14.601	78.64	1:00.282	20
5	48	A	BUTTERFIELD/THURGOOD	Jaguar Mk 1	21	21:39.352	17.966	1.672	78.54	1:00.717	20
6	86	S	Martin ELSON	Austin A40 Farina Mk1	21	22:00.849	39.463	21.497	77.26	1:01.638	17
7	66	S	Anthony ROBINSON	Austin A35	21	22:21.451	1:00.065	20.602	76.08	1:02.428	17
8	23	B	HARRISON/TAFT	Volvo Amazon	20	21:25.906	1 lap	1 lap	75.58	1:02.070	15
9	42	B	GITTINGS/DRON	Ford Zodiac	20	21:28.007	1 lap	2.101	75.46	1:02.668	9
10	29	B	David GRIFFITHS	Standard Vanguard III	20	21:28.598	1 lap	0.591	75.43	1:02.401	9
11	30	S	Matthew MOORE	Austin A40	20	21:30.876	1 lap	2.278	75.29	1:02.653	11
12	4	S	William LYNCH	Austin A35	20	21:43.078	1 lap	12.202	74.59	1:02.195	11
13	61	C	Michael PEET	Sunbeam Rapier	19	21:42.312	2 laps	1 lap	70.90	1:05.950	9
14	70	A	LOVE/KEEN	Jaguar Mk7	19	22:00.226	2 laps	17.914	69.94	1:07.853	4
15	26	C	CHAPMAN/GRIFFITHS	Peugoet 203	19	22:02.094	2 laps	1.868	69.84	1:07.750	16
16	7	B	PRITCHARD/VAUGHAN	Ford Zephyr Mk1	19	22:02.995	2 laps	0.901	69.79	1:06.842	12
NOT CLASSIFIED											
NC	76	B	DAVENALL/GIORDINELLI	Austin A105	19	21:44.427	2 laps		70.78	1:05.748	17
FASTEST LAP											
1	S	DAVIES/MILLER	Austin A40 Lightweight	12	59.767	81.31 mph	130.86 kph				
48	A	BUTTERFIELD/THURGOOD	Jaguar Mk 1	20	1:00.717	80.04 mph	128.81 kph				
23	B	HARRISON/TAFT	Volvo Amazon	15	1:02.070	78.29 mph	126.00 kph				
61	C	Michael PEET	Sunbeam Rapier	9	1:05.950	73.69 mph	118.59 kph				

Car No 76 - Not classified - Not running at Red Flag.

Weather / Track : Bright / Dry

These results are provisional until the conclusion of any judicial and technical matters.

Mallory Park
Circuit Length = 1.3500 miles
Start: 13:10 End: 13:34

Clerk of Course :		Timekeeper :
-------------------	--	--------------

Oldies but Goldies
RACE 2 - LAP CHART

Lap 1			Lap 2			Lap 3			Lap 4			Lap 5		
No	Behind	Laptime	No	Behind	Laptime	No	Behind	Laptime	No	Behind	Laptime	No	Behind	Laptime
27		1:06.404	27		1:00.607	27		1:00.921	27		1:00.710	27		1:00.959
124	1.467	1:07.871	1	2.037	1:00.888	1	2.023	1:00.907	124	2.480	1:00.976	124	2.423	1:00.902
1	1.756	1:08.160	124	2.589	1:01.729	124	2.214	1:00.546	1	3.375	1:02.062	1	3.386	1:00.970
48	2.250	1:08.654	48	4.097	1:02.454	48	4.289	1:01.113	48	4.387	1:00.808	48	4.308	1:00.880
23	3.144	1:09.548	9	8.164	1:04.367	9	8.616	1:01.373	9	9.330	1:01.424	9	9.187	1:00.816
9	4.404	1:10.808	86	10.144	1:05.967	86	11.439	1:02.216	86	12.511	1:01.782	86	13.315	1:01.763
4	4.545	1:10.949	66	10.369	1:05.857	66	12.452	1:03.004	66	15.413	1:03.671	66	17.468	1:03.014
86	4.784	1:11.188	42	10.654	1:05.683	42	13.679	1:03.946	42	15.947	1:02.978	42	19.180	1:04.192
66	5.119	1:11.523	29	11.431	1:05.489	29	14.574	1:04.064	29	16.836	1:02.972	29	20.243	1:04.366
42	5.578	1:11.982	30	12.600	1:06.350	30	14.811	1:03.132	4	17.810	1:03.240	4	20.244	1:03.393
29	6.549	1:12.953	4	13.776	1:09.838	4	15.280	1:02.425	30	18.369	1:04.268	30	21.512	1:04.102
30	6.857	1:13.261	23	15.310	1:12.773	23	17.615	1:03.226	23	20.403	1:03.498	23	22.854	1:03.410
76	10.615	1:17.019	76	20.914	1:10.906	76	28.542	1:08.549	76	36.103	1:08.271	76	43.655	1:08.511
61	12.058	1:18.462	61	21.453	1:10.002	61	29.668	1:09.136	61	37.487	1:08.529	61	45.139	1:08.611
70	15.275	1:21.679	70	25.040	1:10.372	70	33.352	1:09.233	70	40.495	1:07.853	70	47.841	1:08.305
7	16.304	1:22.708	7	26.085	1:10.388	7	34.214	1:09.050	7	42.156	1:08.652	26	50.580	1:08.933
26	17.072	1:23.476	26	26.906	1:10.441	26	35.543	1:09.558	26	42.606	1:07.773	7	50.915	1:09.718

Car No 76 - Not classified - Not running at Red Flag.

Weather / Track : Bright / Dry

Oldies but Goldies
RACE 2 - LAP CHART

Lap 6			Lap 7			Lap 8			Lap 9			Lap 10		
No	Behind	Laptime	No	Behind	Laptime	No	Behind	Laptime	No	Behind	Laptime	No	Behind	Laptime
27		1:00.791	27		1:00.547	27		1:01.808	27		1:00.846	27		1:00.494
124	2.057	1:00.425	124	1.500	59.990	124	1.205	1:01.513	124	0.684	1:00.325	124	0.401	1:00.211
1	3.007	1:00.412	1	2.679	1:00.219	1	2.118	1:01.247	1	1.721	1:00.449	1	1.223	59.996
48	5.135	1:01.618	48	5.918	1:01.330	70	1 LAP	1:09.673	61	1 LAP	1:07.974	48	7.821	1:01.722
9	9.486	1:01.090	9	9.620	1:00.681	26	1 LAP	1:08.163	76	1 LAP	1:08.405	61	1 LAP	1:05.950
86	14.579	1:02.055	86	16.106	1:02.074	48	5.062	1:00.952	48	6.593	1:02.377	9	10.525	1:01.615
66	20.144	1:03.467	66	22.456	1:02.859	7	1 LAP	1:09.836	9	9.404	1:01.989	76	1 LAP	1:07.564
42	21.470	1:03.081	42	23.838	1:02.915	9	8.261	1:00.449	70	1 LAP	1:08.961	70	1 LAP	1:08.303
4	22.503	1:03.050	29	25.166	1:02.657	86	16.029	1:01.731	26	1 LAP	1:08.135	86	19.908	1:02.900
29	23.056	1:03.604	4	25.782	1:03.826	66	23.521	1:02.873	7	1 LAP	1:07.848	26	1 LAP	1:08.706
30	23.506	1:02.785	30	26.182	1:03.223	42	25.119	1:03.089	86	17.502	1:02.319	7	1 LAP	1:07.154
23	25.584	1:03.521	23	27.771	1:02.734	29	25.987	1:02.629	66	25.267	1:02.592	66	27.593	1:02.820
76	50.676	1:07.812	61	59.539	1:07.864	4	26.938	1:02.964	42	26.941	1:02.668	29	29.875	1:02.827
61	52.222	1:07.874	76	59.586	1:09.457	30	28.024	1:03.650	29	27.542	1:02.401	4	31.554	1:03.749
70	55.266	1:08.216				23	28.760	1:02.797	4	28.299	1:02.207	42	32.386	1:05.939
26	58.716	1:08.927							30	30.201	1:03.023	30	32.710	1:03.003
7	58.892	1:08.768							23	30.754	1:02.840	23	32.896	1:02.636

Car No 76 - Not classified - Not running at Red Flag.

Weather / Track : Bright / Dry

Oldies but Goldies
RACE 2 - LAP CHART

Lap 11			Lap 12			Lap 13			Lap 14			Lap 15		
No	Behind	Laptime	No	Behind	Laptime	No	Behind	Laptime	No	Behind	Laptime	No	Behind	Laptime
27		1:00.374	27		1:00.450	27		1:00.350	27		59.928	27		1:00.416
1	1.317	1:00.468	1	0.634	59.767	1	0.536	1:00.252	1	0.862	1:00.254	1	0.601	1:00.155
124	1.534	1:01.507	124	1.014	59.930	124	0.776	1:00.112	124	1.225	1:00.377	124	1.372	1:00.563
48	9.265	1:01.818	48	10.367	1:01.552	48	11.336	1:01.319	48	12.684	1:01.276	9	13.674	1:00.552
9	10.663	1:00.512	9	11.657	1:01.444	9	11.688	1:00.381	9	13.538	1:01.778	48	14.483	1:02.215
61	1 LAP	1:06.613	61	1 LAP	1:07.704	86	27.227	1:02.716	86	29.369	1:02.070	86	31.053	1:02.100
76	1 LAP	1:07.316	86	24.861	1:02.463	61	1 LAP	1:07.019	61	1 LAP	1:07.384	66	41.839	1:02.764
86	22.848	1:03.314	76	1 LAP	1:09.856	76	1 LAP	1:06.953	66	39.491	1:03.251	29	44.522	1:03.074
70	1 LAP	1:08.813	66	33.701	1:04.296	66	36.168	1:02.817	29	41.864	1:03.385	61	1 LAP	1:07.748
26	1 LAP	1:08.128	70	1 LAP	1:09.256	29	38.407	1:02.764	76	1 LAP	1:08.274	76	1 LAP	1:06.670
7	1 LAP	1:09.872	29	35.993	1:04.407	70	1 LAP	1:08.203	42	47.311	1:03.212	42	50.227	1:03.332
66	29.855	1:02.636	4	37.588	1:04.663	30	43.995	1:06.189	30	49.200	1:05.133	30	51.685	1:02.901
29	32.036	1:02.535	30	38.156	1:03.617	42	44.027	1:05.106	23	50.590	1:05.574	23	52.244	1:02.070
4	33.375	1:02.195	26	1 LAP	1:10.941	4	44.664	1:07.426	70	1 LAP	1:08.987	4	57.934	1:04.714
30	34.989	1:02.653	23	38.830	1:03.115	23	44.944	1:06.464	4	53.636	1:08.900			
42	35.828	1:03.816	42	39.271	1:03.893	26	1 LAP	1:08.346	26	1 LAP	1:08.849			
23	36.165	1:03.643	7	1 LAP	1:11.078	7	1 LAP	1:06.842	7	1 LAP	1:08.510			

Car No 76 - Not classified - Not running at Red Flag.

Weather / Track : Bright / Dry

Oldies but Goldies
RACE 2 - LAP CHART

Lap 16			Lap 17			Lap 18			Lap 19			Lap 20		
No	Behind	Laptime	No	Behind	Laptime	No	Behind	Laptime	No	Behind	Laptime	No	Behind	Laptime
27		1:00.114	27		59.835	27		1:01.618	27		1:00.841	27		1:01.724
70	2 LAPS	1:08.559	1	1.273	59.953	61	2 LAPS	1:10.472	1	2.026	1:01.395	124	1.581	1:01.038
1	1.155	1:00.668	124	2.269	1:00.613	1	1.472	1:01.817	124	2.267	1:01.067	1	1.826	1:01.524
124	1.491	1:00.233	4	1 LAP	1:06.219	29	1 LAP	1:15.683	30	1 LAP	1:04.465	23	1 LAP	1:05.303
7	2 LAPS	1:06.929	70	2 LAPS	1:08.018	124	2.041	1:01.390	29	1 LAP	1:03.111	42	1 LAP	1:06.714
26	2 LAPS	1:08.090	7	2 LAPS	1:08.039	76	2 LAPS	1:07.482	61	2 LAPS	1:07.350	29	1 LAP	1:02.786
9	15.923	1:02.363	26	2 LAPS	1:07.782	4	1 LAP	1:05.381	76	2 LAPS	1:05.748	30	1 LAP	1:04.310
48	16.236	1:01.867	9	16.381	1:00.293	70	2 LAPS	1:07.959	4	1 LAP	1:04.744	61	2 LAPS	1:08.002
86	32.731	1:01.792	48	17.541	1:01.140	7	2 LAPS	1:07.817	9	17.135	1:01.724	4	1 LAP	1:05.467
66	45.272	1:03.547	86	34.534	1:01.638	9	16.252	1:01.489	48	18.486	1:02.406	9	15.693	1:00.282
29	47.439	1:03.031	66	47.865	1:02.428	26	2 LAPS	1:07.750	70	2 LAPS	1:09.282	76	2 LAPS	1:08.299
61	1 LAP	1:07.285	42	57.909	1:04.468	48	16.921	1:00.998	26	2 LAPS	1:09.145	48	17.479	1:00.717
42	53.276	1:03.163	23	58.392	1:03.047	86	34.873	1:01.957	7	2 LAPS	1:10.238	70	2 LAPS	1:08.903
30	55.171	1:03.600	30	1:01.203	1:05.867	66	50.420	1:04.173	86	36.163	1:02.131	26	2 LAPS	1:08.533
23	55.180	1:03.050				42	1:00.080	1:03.789	66	54.109	1:04.530	7	2 LAPS	1:08.880
76	1 LAP	1:08.346				23	1:00.310	1:03.536				86	36.544	1:02.105
												66	57.490	1:05.105

Car No 76 - Not classified - Not running at Red Flag.

Weather / Track : Bright / Dry

Oldies but Goldies
RACE 2 - LAP CHART

Lap 21		
No	Behind	Laptime
27		1:01.649
1	1.464	1:01.287
124	1.693	1:01.761
23	1 LAP	1:03.121
42	1 LAP	1:04.041
29	1 LAP	1:03.860
30	1 LAP	1:05.344
9	16.294	1:02.250
48	17.966	1:02.136
61	2 LAPS	1:08.333
4	1 LAP	1:07.728
76	2 LAPS	1:08.989
70	2 LAPS	1:09.651
86	39.463	1:04.568
26	2 LAPS	1:10.418
7	2 LAPS	1:10.668
66	1:00.065	1:04.224

Car No 76 - Not classified - Not running at Red Flag.


Weather / Track : Bright / Dry

www.tsl-timing.com

Mallory Park
Circuit Length = 1.3500 miles
Start: 13:10 End: 13:34

Oldies but Goldies

RACE 6 - GRID

ROW 9	76	DAVENALL/GIORDINELLI		
ROW 8	26	CHAPMAN/GRIFFITHS	7	PRITCHARD/VAUGHAN
ROW 7	61	Michael PEET	70	LOVE/KEEN
ROW 6	30	Matthew MOORE	4	William LYNCH
ROW 5	42	GITTINGS/DRON	29	David GRIFFITHS
ROW 4	66	Anthony ROBINSON	23	HARRISON/TAFT
ROW 3	48	BUTTERFIELD/THURGOOD	86	Martin ELSON
ROW 2	124	Mike WRIGLEY	9	Mark DANIELL
ROW 1	27	Richard POSTINS	1	DAVIES/MILLER
Pole				
				

Mallory Park
Circuit Length = 1.3500 miles

These results are provisional until the conclusion of any judicial and technical matters.

Clerk of Course :

Timekeeper :

Oldies but Goldies

RACE 6 - CLASSIFICATION

POS	NO	CL	NAME	ENTRY	LAPS	TIME	GAP	DIFF	MPH	BEST	ON
1	27	S	Richard POSTINS	Austin A40	15	15:17.378			79.46	1:00.215	14
2	9	S	Mark DANIELL	Austin A40	15	15:18.526	1.148	1.148	79.36	1:00.011	14
3	124	S	Mike WRIGLEY	Austin A35	15	15:23.203	5.825	4.677	78.96	1:00.238	13
4	48	A	BUTTERFIELD/THURGOOD	Jaguar Mk 1	15	15:23.684	6.306	0.481	78.92	1:00.589	13
5	86	S	Martin ELSON	Austin A40 Farina Mk1	15	15:44.920	27.542	21.236	77.14	1:01.301	8
6	66	S	Anthony ROBINSON	Austin A35	15	15:46.281	28.903	1.361	77.03	1:02.091	8
7	4	S	William LYNCH	Austin A35	15	15:59.993	42.615	13.712	75.93	1:01.731	7
8	42	B	GITTINGS/DRON	Ford Zodiac	15	16:01.938	44.560	1.945	75.78	1:02.725	5
9	30	S	Matthew MOORE	Austin A40	15	16:02.554	45.176	0.616	75.73	1:02.267	6
10	29	B	David GRIFFITHS	Standard Vanguard III	15	16:02.915	45.537	0.361	75.70	1:02.783	5
11	1	S	DAVIES/MILLER	Austin A40 Lightweight	15	16:07.446	50.068	4.531	75.35	1:02.023	3
12	7	B	PRITCHARD/VAUGHAN	Ford Zephyr Mkl	14	15:40.468	1 lap	1 lap	72.34	1:05.333	12
13	70	A	LOVE/KEEN	Jaguar Mk7	14	16:04.208	1 lap	23.740	70.56	1:07.134	8
NOT CLASSIFIED											
DNF	23	B	HARRISON/TAFT	Volvo Amazon	11	13:21.856	4 laps	3 laps	66.66	1:02.351	3
DNF	61	C	Michael PEET	Sunbeam Rapier	2	2:26.197	13 laps	9 laps	66.48	1:10.284	2
DNF	26	C	CHAPMAN/GRIFFITHS	Peugeot 203	2	2:44.827	13 laps	18.630	58.97	1:21.725	1
FASTEST LAP											
9	S	Mark DANIELL	Austin A40	14	1:00.011	80.98 mph	130.33 kph				
48	A	BUTTERFIELD/THURGOOD	Jaguar Mk 1	13	1:00.589	80.21 mph	129.08 kph				
23	B	HARRISON/TAFT	Volvo Amazon	3	1:02.351	77.94 mph	125.44 kph				
61	C	Michael PEET	Sunbeam Rapier	2	1:10.284	69.14 mph	111.28 kph				

Weather / Track : Bright / Dry

These results are provisional until the conclusion of any judicial and technical matters.

Mallory Park
Circuit Length = 1.3500 miles
Start: 16:18 End: 16:35

Clerk of Course :	Timekeeper :
-------------------	--------------

Oldies but Goldies
RACE 6 - LAP CHART

Lap 1			Lap 2			Lap 3			Lap 4			Lap 5		
No	Behind	Laptime	No	Behind	Laptime	No	Behind	Laptime	No	Behind	Laptime	No	Behind	Laptime
27		1:03.704	27		1:01.671	27		1:00.816	27		1:00.759	27		1:01.155
48	1.902	1:05.606	48	1.583	1:01.352	48	1.625	1:00.858	48	1.892	1:01.026	48	2.072	1:01.335
124	2.775	1:06.479	124	3.321	1:02.217	124	3.591	1:01.086	9	4.344	1:00.943	9	3.482	1:00.293
9	3.181	1:06.885	86	4.428	1:02.403	9	4.160	1:00.349	124	4.760	1:01.928	124	4.681	1:01.076
86	3.696	1:07.400	9	4.627	1:03.117	86	5.545	1:01.933	86	6.445	1:01.659	86	6.701	1:01.411
66	4.154	1:07.858	66	5.350	1:02.867	66	6.790	1:02.256	66	8.599	1:02.568	66	9.862	1:02.418
23	4.298	1:08.002	23	5.518	1:02.891	23	7.053	1:02.351	23	9.137	1:02.843	23	10.599	1:02.617
42	5.157	1:08.861	4	7.853	1:03.499	4	9.567	1:02.530	4	10.943	1:02.135	4	12.212	1:02.424
4	6.025	1:09.729	42	8.209	1:04.723	42	10.268	1:02.875	42	12.426	1:02.917	42	13.996	1:02.725
29	6.603	1:10.307	29	8.879	1:03.947	29	10.897	1:02.834	29	12.951	1:02.813	29	14.579	1:02.783
30	7.237	1:10.941	30	9.414	1:03.848	30	11.828	1:03.230	30	14.929	1:03.860	30	17.218	1:03.444
70	11.027	1:14.731	1	13.888	1:04.326	1	15.095	1:02.023	1	17.113	1:02.777	1	18.148	1:02.190
1	11.233	1:14.937	70	18.080	1:08.724	70	25.310	1:08.046	7	32.527	1:07.121	7	36.980	1:05.608
61	12.209	1:15.913	7	18.969	1:08.278	7	26.165	1:08.012	70	33.361	1:08.810	70	40.334	1:08.128
7	12.362	1:16.066	61	20.822	1:10.284									
26	18.021	1:21.725	26	39.452	1:23.102									

Oldies but Goldies
RACE 6 - LAP CHART

Lap 6			Lap 7			Lap 8			Lap 9			Lap 10		
No	Behind	Laptime	No	Behind	Laptime	No	Behind	Laptime	No	Behind	Laptime	No	Behind	Laptime
27		1:01.235	27		1:01.015	27		1:01.059	27		1:01.255	27		1:01.230
48	1.960	1:01.123	48	2.305	1:01.360	48	2.530	1:01.284	48	1.927	1:00.652	48	2.227	1:01.530
9	2.649	1:00.402	9	2.448	1:00.814	9	3.618	1:02.229	9	2.664	1:00.301	9	2.348	1:00.914
124	4.859	1:01.413	124	4.259	1:00.415	124	3.781	1:00.581	124	3.822	1:01.296	124	4.081	1:01.489
86	6.842	1:01.376	86	7.351	1:01.524	86	7.593	1:01.301	86	7.948	1:01.610	70	1 LAP	1:09.012
66	11.154	1:02.527	66	12.754	1:02.615	66	13.786	1:02.091	66	14.638	1:02.107	86	8.771	1:02.053
4	13.528	1:02.551	4	14.244	1:01.731	4	14.941	1:01.756	4	15.920	1:02.234	66	16.332	1:02.924
42	15.956	1:03.195	42	18.731	1:03.790	42	21.254	1:03.582	42	24.814	1:04.815	4	17.154	1:02.464
29	16.798	1:03.454	29	19.533	1:03.750	29	22.332	1:03.858	30	25.742	1:02.988	42	27.285	1:03.701
30	18.250	1:02.267	1	20.819	1:02.489	1	22.801	1:03.041	29	26.660	1:05.583	30	28.284	1:03.772
1	19.345	1:02.432	30	21.696	1:04.461	30	24.009	1:03.372	1	34.580	1:13.034	29	28.492	1:03.062
23	22.396	1:13.032	23	29.775	1:08.394	23	37.956	1:09.240	7	56.050	1:05.504	1	38.135	1:04.785
7	41.483	1:05.738	7	46.368	1:05.900	7	51.801	1:06.492				23	1 LAP	2:11.071
70	46.969	1:07.870	70	53.655	1:07.701	70	59.730	1:07.134				7	1:00.257	1:05.437

Oldies but Goldies
RACE 6 - LAP CHART

Lap 11			Lap 12			Lap 13			Lap 14			Lap 15		
No	Behind	Laptime	No	Behind	Laptime	No	Behind	Laptime	No	Behind	Laptime	No	Behind	Laptime
27		1:00.587	27		1:01.616	27		1:00.806	27		1:00.215	27		1:00.255
9	3.057	1:01.296	9	2.128	1:00.687	9	1.583	1:00.261	9	1.379	1:00.011	9	1.148	1:00.024
48	4.005	1:02.365	48	3.732	1:01.343	48	3.515	1:00.589	48	4.851	1:01.551	124	5.825	1:00.668
124	4.680	1:01.186	124	4.468	1:01.404	124	3.900	1:00.238	124	5.412	1:01.727	48	6.306	1:01.710
86	10.063	1:01.879	7	1 LAP	1:09.401	23	2 LAPS	1:17.471	7	1 LAP	1:06.028	7	1 LAP	1:05.550
70	1 LAP	1:08.092	86	10.185	1:01.738	86	11.536	1:02.157	86	24.344	1:13.023	86	27.542	1:03.453
66	18.694	1:02.949	70	1 LAP	1:08.348	7	1 LAP	1:05.333	66	26.825	1:03.301	66	28.903	1:02.333
4	19.374	1:02.807	66	20.868	1:03.790	66	23.739	1:03.677	70	1 LAP	1:08.951	4	42.615	1:05.331
42	30.410	1:03.712	4	30.548	1:12.790	70	1 LAP	1:08.418	4	37.539	1:04.756	42	44.560	1:06.202
29	31.153	1:03.248	42	31.947	1:03.153	4	32.998	1:03.256	42	38.613	1:04.106	30	45.176	1:04.714
30	31.892	1:04.195	29	32.525	1:02.988	42	34.722	1:03.581	30	40.717	1:03.797	29	45.537	1:03.072
1	41.709	1:04.161	30	34.598	1:04.322	29	35.095	1:03.376	29	42.720	1:07.840	70	1 LAP	1:10.243
23	1 LAP	1:03.944	1	43.499	1:03.406	30	37.135	1:03.343	1	47.663	1:02.906	1	50.068	1:02.660
						1	44.972	1:02.279						

Oldies but Goldies

RACES 2 & 6 - COMBINED CLASSIFICATION

POS	NO	CL	NAME	ENTRY	TOTAL		RACE 1		RACE 2	
					LAPS	TIME	LAPS	TIME	LAPS	TIME
1	27	S	Richard POSTINS	Austin A40	36	36:38.764	21	21:21.386	15	15:17.378
2	124	S	Mike WRIGLEY	Austin A35	36	36:46.282	21	21:23.079	15	15:23.203
3	9	S	Mark DANIELL	Austin A40	36	36:56.206	21	21:37.680	15	15:18.526
4	48	A	BUTTERFIELD/THURGOOD	Jaguar Mk 1	36	37:03.036	21	21:39.352	15	15:23.684
5	1	S	DAVIES/MILLER	Austin A40 Lightweight	36	37:30.296	21	21:22.850	15	16:07.446
6	86	S	Martin ELSON	Austin A40 Farina Mk1	36	37:45.769	21	22:00.849	15	15:44.920
7	66	S	Anthony ROBINSON	Austin A35	36	38:07.732	21	22:21.451	15	15:46.281
8	42	B	GITTINGS/DRON	Ford Zodiac	35	37:29.945	20	21:28.007	15	16:01.938
9	29	B	David GRIFFITHS	Standard Vanguard III	35	37:31.513	20	21:28.598	15	16:02.915
10	30	S	Matthew MOORE	Austin A40	35	37:33.430	20	21:30.876	15	16:02.554
11	4	S	William LYNCH	Austin A35	35	37:43.071	20	21:43.078	15	15:59.993
12	7	B	PRITCHARD/VAUGHAN	Ford Zephyr Mkl	33	37:43.463	19	22:02.995	14	15:40.468
13	70	A	LOVE/KEEN	Jaguar Mk7	33	38:04.434	19	22:00.226	14	16:04.208
14	23	B	HARRISON/TAFT	Volvo Amazon	31	34:47.762	20	21:25.906	11	13:21.856
15	61	C	Michael PEET	Sunbeam Rapier	21	24:08.509	19	21:42.312	2	2:26.197
16	26	C	CHAPMAN/GRIFFITHS	Peugoet 203	21	24:46.921	19	22:02.094	2	2:44.827
17	76	B	DAVENALL/GIORDINELLI	Austin A105	19	21:44.427	19	21:44.427	-1	

Weather / Track : Bright / Dry

These results are provisional until the conclusion of any judicial and technical matters.

Mallory Park
Circuit Length = 1.3500 miles
Start: 16:18 End: 16:35

Clerk of Course :		Timekeeper :
-------------------	--	--------------

Top Hat

QUALIFYING - RACE 3 - CLASSIFICATION

POS	NO	CL	NAME	ENTRY	TIME	ON	LAPS	GAP	DIFF	MPH
1	8	THA	YOUNG/MANN	Ford Mustang	56.342	4	24			86.25
2	83	THH	SHAW/OLIVER	BMW 1800 Ti	56.408	4	13	0.066	0.066	86.15
3	51	THA	WRIGLEY/HANSEN	Ford Mustang	56.615	5	11	0.273	0.207	85.84
4	93	THA	Harry WYNDHAM	Ford Falcon	57.123	6	21	0.781	0.508	85.07
5	45	THA	Robert HARTLEY	Ford Mustang	57.147	9	22	0.805	0.024	85.04
6	68	THA	SHUCKBURGH/LINDSAY	Ford Falcon	57.482	8	23	1.140	0.335	84.54
7	27	THH	Roger COPE	BMW 1800 tisa	57.942	10	24	1.600	0.460	83.87
8	57	THH	David HALL	Ford Lotus Cortina Mk 1	58.757	16	24	2.415	0.815	82.71
9	5	THH	Michael STEELE	Ford Lotus Cortina Mk 1	58.788	5	5	2.446	0.031	82.66
10	58	THD	EARNSHAW/EARNSHAW	Mini Cooper S	59.034	12	21	2.692	0.246	82.32
11	26	THD	Michael PEARSON	Mini Cooper S	59.061	18	23	2.719	0.027	82.28
12	54	THH	Ivor MILLER	Ford Lotus Cortina Mk 1	59.231	7	15	2.889	0.170	82.05
13	35	THA	CLAYSON/GIORDANELLI	Ford Falcon Sprint	59.408	5	20	3.066	0.177	81.80
14	72	THD	Andy HARRISON	Mini Cooper S	1:00.149	19	23	3.807	0.741	80.79
15	81	THH	Paul POCHCIOL	Ford Lotus Cortina Mk 1	1:00.282	10	19	3.940	0.133	80.62
16	18	THD	Max ROSTRON	Ford Anglia Super	1:01.186	10	11	4.844	0.904	79.42
17	31	THC	MILLS/ROBINSON	Vauxhall VX 4/90	1:06.775	16	20	10.433	5.589	72.78
18	99	THE	Mike DOWSETT	Hillman Rallye Imp	1:07.279	9	11	10.937	0.504	72.23

Weather / Track : Sunny / Dry

These results are provisional until the conclusion of any judicial and technical matters.

Mallory Park
Circuit Length = 1.3500 miles
Start: 10:40 End: 11:06

Clerk of Course :		Timekeeper :
-------------------	--	--------------

Top Hat

QUALIFYING - RACE 3 - LAP ANALYSIS

5	Michael STEELE		THHS Ford Lotus Cortina Mk 1				
1 -	1:05.051	+ 6.263	10:42:58.417	4 -	59.526	+ 0.738	10:46:01.260
2 -	1:01.691	+ 2.903	10:44:00.108	5 -	58.788		10:47:00.048
3 -	1:01.626	+ 2.838	10:45:01.734				
8	YOUNG/MANN		THA Ford Mustang				
1 -	57.155	+ 0.813	10:42:28.045	13 -	58.350	+ 2.008	10:55:08.767
2 -	56.483	+ 0.141	10:43:24.528	14 -	57.955	+ 1.613	10:56:06.722
3 -	56.788	+ 0.446	10:44:21.316	15 -	58.823	+ 2.481	10:57:05.545
4 -	56.342		10:45:17.658	16 -	57.967	+ 1.625	10:58:03.512
5 -	56.378	+ 0.036	10:46:14.036	17 -	58.025	+ 1.683	10:59:01.537
6 -	56.788	+ 0.446	10:47:10.824	18 -	58.298	+ 1.956	10:59:59.835
7 -	1:01.060	+ 4.718	10:48:11.884	19 -	57.867	+ 1.525	11:00:57.702
8 -	2:02.292	+ 1:05.950	10:50:14.176	20 -	58.439	+ 2.097	11:01:56.141
9 -	59.848	+ 3.506	10:51:14.024	21 -	58.096	+ 1.754	11:02:54.237
10 -	59.412	+ 3.070	10:52:13.436	22 -	58.035	+ 1.693	11:03:52.272
11 -	58.126	+ 1.784	10:53:11.562	23 -	58.249	+ 1.907	11:04:50.521
12 -	58.855	+ 2.513	10:54:10.417	24 -	58.277	+ 1.935	11:05:48.798
18	Max ROSTRON		THD Ford Anglia Super				
1 -	1:06.225	+ 5.039	10:42:46.836	7 -	1:01.393	+ 0.207	10:48:59.745
2 -	1:03.185	+ 1.999	10:43:50.021	8 -	1:02.364	+ 1.178	10:50:02.109
3 -	1:02.125	+ 0.939	10:44:52.146	9 -	1:01.729	+ 0.543	10:51:03.838
4 -	1:02.193	+ 1.007	10:45:54.339	10 -	1:01.186		10:52:05.024
5 -	1:01.787	+ 0.601	10:46:56.126	11 -	1:17.296	+ 16.110	10:53:22.320
6 -	1:02.226	+ 1.040	10:47:58.352				
26	Michael PEARSON		THD Mini Cooper S				
1 -	1:07.631	+ 8.570	10:43:17.821	13 -	1:00.730	+ 1.669	10:55:34.845
2 -	1:03.988	+ 4.927	10:44:21.809	14 -	1:02.492	+ 3.431	10:56:37.337
3 -	1:02.461	+ 3.400	10:45:24.270	15 -	1:00.804	+ 1.743	10:57:38.141
4 -	1:01.424	+ 2.363	10:46:25.694	16 -	1:06.761	+ 7.700	10:58:44.902
5 -	1:01.267	+ 2.206	10:47:26.961	17 -	1:00.486	+ 1.425	10:59:45.388
6 -	1:01.578	+ 2.517	10:48:28.539	18 -	59.061		11:00:44.449
7 -	1:00.870	+ 1.809	10:49:29.409	19 -	59.656	+ 0.595	11:01:44.105
8 -	1:00.210	+ 1.149	10:50:29.619	20 -	59.892	+ 0.831	11:02:43.997
9 -	1:00.609	+ 1.548	10:51:30.228	21 -	59.768	+ 0.707	11:03:43.765
10 -	1:01.362	+ 2.301	10:52:31.590	22 -	59.299	+ 0.238	11:04:43.064
11 -	1:01.937	+ 2.876	10:53:33.527	23 -	59.290	+ 0.229	11:05:42.354
12 -	1:00.588	+ 1.527	10:54:34.115				
27	Roger COPE		THHS BMW 1800 tisa				
1 -	59.236	+ 1.294	10:42:49.225	13 -	58.353	+ 0.411	10:54:29.729
2 -	58.984	+ 1.042	10:43:48.209	14 -	57.946	+ 0.004	10:55:27.675
3 -	58.018	+ 0.076	10:44:46.227	15 -	58.418	+ 0.476	10:56:26.093
4 -	58.052	+ 0.110	10:45:44.279	16 -	58.502	+ 0.560	10:57:24.595
5 -	58.074	+ 0.132	10:46:42.353	17 -	59.373	+ 1.431	10:58:23.968
6 -	59.050	+ 1.108	10:47:41.403	18 -	57.953	+ 0.011	10:59:21.921
7 -	58.899	+ 0.957	10:48:40.302	19 -	59.459	+ 1.517	11:00:21.380
8 -	58.124	+ 0.182	10:49:38.426	20 -	1:43.095	+ 45.153	11:02:04.475
9 -	57.953	+ 0.011	10:50:36.379	21 -	58.024	+ 0.082	11:03:02.499
10 -	57.942		10:51:34.321	22 -	58.135	+ 0.193	11:04:00.634
11 -	58.057	+ 0.115	10:52:32.378	23 -	58.826	+ 0.884	11:04:59.460
12 -	58.998	+ 1.056	10:53:31.376	24 -	59.326	+ 1.384	11:05:58.786
31	MILLS/ROBINSON		THC Vauxhall VX 4/90				
1 -	1:12.664	+ 5.889	10:43:09.301	11 -	1:08.273	+ 1.498	10:55:57.460
2 -	1:12.143	+ 5.368	10:44:21.444	12 -	1:08.342	+ 1.567	10:57:05.802
3 -	1:08.877	+ 2.102	10:45:30.321	13 -	1:07.817	+ 1.042	10:58:13.619
4 -	1:08.268	+ 1.493	10:46:38.589	14 -	1:07.219	+ 0.444	10:59:20.838
5 -	1:09.170	+ 2.395	10:47:47.759	15 -	1:07.705	+ 0.930	11:00:28.543
6 -	1:10.846	+ 4.071	10:48:58.605	16 -	1:06.775		11:01:35.318
7 -	1:18.275	+ 11.500	10:50:16.880	17 -	1:07.875	+ 1.100	11:02:43.193
8 -	2:15.384	+ 1:08.609	10:52:32.264	18 -	1:06.974	+ 0.199	11:03:50.167

Mallory Park
Circuit Length = 1.3500 miles
Start: 10:40 End: 11:06

Weather / Track : Sunny / Dry

Top Hat

QUALIFYING - RACE 3 - LAP ANALYSIS

9 -	1:08.465	+ 1.690	10:53:40.729	19 -	1:07.338	+ 0.563	11:04:57.505
10 -	1:08.458	+ 1.683	10:54:49.187	20 -	1:07.537	+ 0.762	11:06:05.042
35	CLAYSON/GIORDANELLI		THA Ford Falcon Sprint				
1 -	1:02.028	+ 2.620	10:42:37.044	11 -	2:44.546	+ 1:45.138	10:54:31.686
2 -	1:01.590	+ 2.182	10:43:38.634	12 -	1:02.529	+ 3.121	10:55:34.215
3 -	1:01.522	+ 2.114	10:44:40.156	13 -	1:01.500	+ 2.092	10:56:35.715
4 -	1:00.160	+ 0.752	10:45:40.316	14 -	1:01.651	+ 2.243	10:57:37.366
5 -	59.408		10:46:39.724	15 -	1:01.062	+ 1.654	10:58:38.428
6 -	59.859	+ 0.451	10:47:39.583	16 -	1:01.908	+ 2.500	10:59:40.336
7 -	1:02.812	+ 3.404	10:48:42.395	17 -	1:01.431	+ 2.023	11:00:41.767
8 -	59.675	+ 0.267	10:49:42.070	18 -	1:06.701	+ 7.293	11:01:48.468
9 -	59.459	+ 0.051	10:50:41.529	19 -	3:18.054	+ 2:18.646	11:05:06.522
10 -	1:05.611	+ 6.203	10:51:47.140	20 -	1:02.585	+ 3.177	11:06:09.107
45	Robert HARTLEY		THA Ford Mustang				
1 -	1:00.389	+ 3.242	10:42:41.057	12 -	57.425	+ 0.278	10:55:36.966
2 -	1:01.970	+ 4.823	10:43:43.027	13 -	58.825	+ 1.678	10:56:35.791
3 -	1:01.360	+ 4.213	10:44:44.387	14 -	57.688	+ 0.541	10:57:33.479
4 -	1:02.158	+ 5.011	10:45:46.545	15 -	57.354	+ 0.207	10:58:30.833
5 -	1:04.323	+ 7.176	10:46:50.868	16 -	57.237	+ 0.090	10:59:28.070
6 -	2:55.460	+ 1:58.313	10:49:46.328	17 -	58.969	+ 1.822	11:00:27.039
7 -	57.323	+ 0.176	10:50:43.651	18 -	57.398	+ 0.251	11:01:24.437
8 -	58.242	+ 1.095	10:51:41.893	19 -	57.586	+ 0.439	11:02:22.023
9 -	57.147		10:52:39.040	20 -	57.649	+ 0.502	11:03:19.672
10 -	1:03.022	+ 5.875	10:53:42.062	21 -	58.244	+ 1.097	11:04:17.916
11 -	57.479	+ 0.332	10:54:39.541	22 -	57.993	+ 0.846	11:05:15.909
51	WRIGLEY/HANSEN		THA Ford Mustang				
1 -	57.903	+ 1.288	10:42:25.196	7 -	3:01.002	+ 2:04.387	10:50:18.128
2 -	56.673	+ 0.058	10:43:21.869	8 -	57.282	+ 0.667	10:51:15.410
3 -	57.270	+ 0.655	10:44:19.139	9 -	57.437	+ 0.822	10:52:12.847
4 -	57.175	+ 0.560	10:45:16.314	10 -	57.084	+ 0.469	10:53:09.931
5 -	56.615		10:46:12.929	11 -	1:07.075	+ 10.460	10:54:17.006
6 -	1:04.197	+ 7.582	10:47:17.126				
54	Ivor MILLER		THHS Ford Lotus Cortina Mk 1				
1 -	1:03.661	+ 4.430	10:43:12.846	9 -	59.404	+ 0.173	10:51:15.284
2 -	1:02.746	+ 3.515	10:44:15.592	10 -	59.674	+ 0.443	10:52:14.958
3 -	1:00.449	+ 1.218	10:45:16.041	11 -	59.425	+ 0.194	10:53:14.383
4 -	1:00.317	+ 1.086	10:46:16.358	12 -	59.980	+ 0.749	10:54:14.363
5 -	59.900	+ 0.669	10:47:16.258	13 -	1:00.751	+ 1.520	10:55:15.114
6 -	1:00.411	+ 1.180	10:48:16.669	14 -	1:00.308	+ 1.077	10:56:15.422
7 -	59.231		10:49:15.900	15 -	1:00.225	+ 0.994	10:57:15.647
8 -	59.980	+ 0.749	10:50:15.880				
57	David HALL		THHS Ford Lotus Cortina Mk 1				
1 -	1:03.736	+ 4.979	10:43:04.835	13 -	59.051	+ 0.294	10:55:03.755
2 -	1:01.434	+ 2.677	10:44:06.269	14 -	59.113	+ 0.356	10:56:02.868
3 -	1:01.515	+ 2.758	10:45:07.784	15 -	59.980	+ 1.223	10:57:02.848
4 -	1:00.683	+ 1.926	10:46:08.467	16 -	58.757		10:58:01.605
5 -	1:00.330	+ 1.573	10:47:08.797	17 -	59.624	+ 0.867	10:59:01.229
6 -	59.471	+ 0.714	10:48:08.268	18 -	1:00.271	+ 1.514	11:00:01.500
7 -	59.766	+ 1.009	10:49:08.034	19 -	59.205	+ 0.448	11:01:00.705
8 -	59.573	+ 0.816	10:50:07.607	20 -	1:00.289	+ 1.532	11:02:00.994
9 -	59.297	+ 0.540	10:51:06.904	21 -	59.392	+ 0.635	11:03:00.386
10 -	59.370	+ 0.613	10:52:06.274	22 -	59.618	+ 0.861	11:04:00.004
11 -	59.308	+ 0.551	10:53:05.582	23 -	59.030	+ 0.273	11:04:59.034
12 -	59.122	+ 0.365	10:54:04.704	24 -	1:10.505	+ 11.748	11:06:09.539
58	EARNSHAW/EARNSHAW		THD Mini Cooper S				
1 -	1:08.689	+ 9.655	10:43:06.333	12 -	59.034		10:54:16.262
2 -	1:01.863	+ 2.829	10:44:08.196	13 -	59.926	+ 0.892	10:55:16.188
3 -	1:00.877	+ 1.843	10:45:09.073	14 -	1:01.935	+ 2.901	10:56:18.123
4 -	1:00.981	+ 1.947	10:46:10.054	15 -	2:47.459	+ 1:48.425	10:59:05.582

Mallory Park
Circuit Length = 1.3500 miles
Start: 10:40 End: 11:06

Weather / Track : Sunny / Dry

Top Hat

QUALIFYING - RACE 3 - LAP ANALYSIS

5 -	1:00.594	+ 1.560	10:47:10.648	16 -	1:02.876	+ 3.842	11:00:08.458
6 -	1:00.717	+ 1.683	10:48:11.365	17 -	1:02.465	+ 3.431	11:01:10.923
7 -	1:00.446	+ 1.412	10:49:11.811	18 -	1:01.894	+ 2.860	11:02:12.817
8 -	1:03.657	+ 4.623	10:50:15.468	19 -	1:01.713	+ 2.679	11:03:14.530
9 -	1:02.092	+ 3.058	10:51:17.560	20 -	1:02.173	+ 3.139	11:04:16.703
10 -	59.829	+ 0.795	10:52:17.389	21 -	1:00.959	+ 1.925	11:05:17.662
11 -	59.839	+ 0.805	10:53:17.228				
68	SHUCKBURGH/LINDSAY THA Ford Falcon						
1 -	1:00.042	+ 2.560	10:42:29.146	13 -	1:02.139	+ 4.657	10:55:55.779
2 -	58.741	+ 1.259	10:43:27.887	14 -	1:00.203	+ 2.721	10:56:55.982
3 -	58.653	+ 1.171	10:44:26.540	15 -	1:00.655	+ 3.173	10:57:56.637
4 -	58.131	+ 0.649	10:45:24.671	16 -	1:00.685	+ 3.203	10:58:57.322
5 -	58.346	+ 0.864	10:46:23.017	17 -	1:00.235	+ 2.753	10:59:57.557
6 -	58.248	+ 0.766	10:47:21.265	18 -	59.739	+ 2.257	11:00:57.296
7 -	58.084	+ 0.602	10:48:19.349	19 -	1:00.843	+ 3.361	11:01:58.139
8 -	57.482		10:49:16.831	20 -	59.902	+ 2.420	11:02:58.041
9 -	1:09.826	+ 12.344	10:50:26.657	21 -	59.754	+ 2.272	11:03:57.795
10 -	2:21.072	+ 1:23.590	10:52:47.729	22 -	1:00.012	+ 2.530	11:04:57.807
11 -	1:04.353	+ 6.871	10:53:52.082	23 -	59.749	+ 2.267	11:05:57.556
12 -	1:01.558	+ 4.076	10:54:53.640				
72	Andy HARRISON THD Mini Cooper S						
1 -	1:03.593	+ 3.444	10:43:00.457	13 -	1:00.325	+ 0.176	10:55:15.810
2 -	1:02.163	+ 2.014	10:44:02.620	14 -	1:00.920	+ 0.771	10:56:16.730
3 -	1:01.393	+ 1.244	10:45:04.013	15 -	1:00.322	+ 0.173	10:57:17.052
4 -	1:01.176	+ 1.027	10:46:05.189	16 -	1:00.395	+ 0.246	10:58:17.447
5 -	1:01.098	+ 0.949	10:47:06.287	17 -	1:01.308	+ 1.159	10:59:18.755
6 -	1:01.045	+ 0.896	10:48:07.332	18 -	1:01.256	+ 1.107	11:00:20.011
7 -	1:01.845	+ 1.696	10:49:09.177	19 -	1:00.149		11:01:20.160
8 -	1:00.999	+ 0.850	10:50:10.176	20 -	1:00.712	+ 0.563	11:02:20.872
9 -	1:00.750	+ 0.601	10:51:10.926	21 -	1:00.956	+ 0.807	11:03:21.828
10 -	1:00.912	+ 0.763	10:52:11.838	22 -	1:00.435	+ 0.286	11:04:22.263
11 -	1:03.291	+ 3.142	10:53:15.129	23 -	1:00.347	+ 0.198	11:05:22.610
12 -	1:00.356	+ 0.207	10:54:15.485				
81	Paul POCHCIOL THHS Ford Lotus Cortina Mk 1						
1 -	1:04.919	+ 4.637	10:42:38.739	11 -	1:01.646	+ 1.364	10:52:48.799
2 -	1:01.691	+ 1.409	10:43:40.430	12 -	1:02.393	+ 2.111	10:53:51.192
3 -	1:00.827	+ 0.545	10:44:41.257	13 -	1:01.373	+ 1.091	10:54:52.565
4 -	1:00.352	+ 0.070	10:45:41.609	14 -	1:00.562	+ 0.280	10:55:53.127
5 -	1:00.448	+ 0.166	10:46:42.057	15 -	1:01.428	+ 1.146	10:56:54.555
6 -	1:00.866	+ 0.584	10:47:42.923	16 -	1:03.324	+ 3.042	10:57:57.879
7 -	1:00.777	+ 0.495	10:48:43.700	17 -	6:08.906	+ 5:08.624	11:04:06.785
8 -	1:02.550	+ 2.268	10:49:46.250	18 -	1:02.189	+ 1.907	11:05:08.974
9 -	1:00.621	+ 0.339	10:50:46.871	19 -	1:01.001	+ 0.719	11:06:09.975
10 -	1:00.282		10:51:47.153				
83	SHAW/OLIVER THHS BMW 1800 Ti						
1 -	57.212	+ 0.804	10:42:16.589	8 -	58.476	+ 2.068	10:49:52.912
2 -	57.562	+ 1.154	10:43:14.151	9 -	1:08.968	+ 12.560	10:51:01.880
3 -	58.754	+ 2.346	10:44:12.905	10 -	2:26.195	+ 1:29.787	10:53:28.075
4 -	56.408		10:45:09.313	11 -	57.241	+ 0.833	10:54:25.316
5 -	58.179	+ 1.771	10:46:07.492	12 -	57.744	+ 1.336	10:55:23.060
6 -	1:48.272	+ 51.864	10:47:55.764	13 -	1:04.936	+ 8.528	10:56:27.996
7 -	58.672	+ 2.264	10:48:54.436				
93	Harry WYNDHAM THA Ford Falcon						
1 -	58.948	+ 1.825	10:42:41.798	12 -	58.228	+ 1.105	10:53:23.115
2 -	58.736	+ 1.613	10:43:40.534	13 -	1:01.259	+ 4.136	10:54:24.374
3 -	58.624	+ 1.501	10:44:39.158	14 -	4:01.583	+ 3:04.460	10:58:25.957
4 -	57.521	+ 0.398	10:45:36.679	15 -	58.020	+ 0.897	10:59:23.977
5 -	57.738	+ 0.615	10:46:34.417	16 -	58.363	+ 1.240	11:00:22.340
6 -	57.123		10:47:31.540	17 -	57.825	+ 0.702	11:01:20.165
7 -	1:00.889	+ 3.766	10:48:32.429	18 -	57.648	+ 0.525	11:02:17.813

Mallory Park
 Circuit Length = 1.3500 miles
 Start: 10:40 End: 11:06

Weather / Track : Sunny / Dry


Top Hat

QUALIFYING - RACE 3 - LAP ANALYSIS

8 -	58.891	+ 1.768	10:49:31.320	19 -	57.910	+ 0.787	11:03:15.723
9 -	58.041	+ 0.918	10:50:29.361	20 -	59.216	+ 2.093	11:04:14.939
10 -	58.083	+ 0.960	10:51:27.444	21 -	58.217	+ 1.094	11:05:13.156
11 -	57.443	+ 0.320	10:52:24.887				
99	Mike DOWSETT THE Hillman Rallye Imp						
1 -	1:10.178	+ 2.899	10:43:27.236	7 -	1:07.449	+ 0.170	10:50:14.289
2 -	1:08.269	+ 0.990	10:44:35.505	8 -	1:09.026	+ 1.747	10:51:23.315
3 -	1:07.368	+ 0.089	10:45:42.873	9 -	1:07.279		10:52:30.594
4 -	1:07.432	+ 0.153	10:46:50.305	10 -	1:07.431	+ 0.152	10:53:38.025
5 -	1:09.160	+ 1.881	10:47:59.465	11 -	1:07.627	+ 0.348	10:54:45.652
6 -	1:07.375	+ 0.096	10:49:06.840				

Top Hat

RACE 3 - GRID

ROW 9	1:06.775 31 MILLS/ROBINSON	1:07.279 99 Mike DOWSETT
ROW 8	1:00.282 81 Paul POCHCIOL	1:01.186 18 Max ROSTRON
ROW 7	59.408 35 CLAYSON/GIORDANELLI	1:00.149 72 Andy HARRISON
ROW 6	59.061 26 Michael PEARSON	59.231 54 Ivor MILLER
ROW 5	58.788 5 Michael STEELE	59.034 58 EARNSHAW/EARNSHAW
ROW 4	57.942 27 Roger COPE	58.757 57 David HALL
ROW 3	57.147 45 Robert HARTLEY	57.482 68 SHUCKBURGH/LINDSAY
ROW 2	56.615 51 WRIGLEY/HANSEN	57.123 93 Harry WYNDHAM
ROW 1	56.342 8 YOUNG/MANN	56.408 83 SHAW/OLIVER
Pole		
		


Mallory Park
Circuit Length = 1.3500 miles

These results are provisional until the conclusion of any judicial and technical matters.

Clerk of Course :		Timekeeper :
-------------------	--	--------------

Top Hat

RACE 3 - GRID - RESTART

ROW 9	99	Mike DOWSETT		
ROW 8	81	Paul POCHCIOL	26	Michael PEARSON
ROW 7	72	Andy HARRISON	18	Max ROSTRON
ROW 6	54	Ivor MILLER	35	CLAYSON/GIORDANELLI
ROW 5	5	Michael STEELE	57	David HALL
ROW 4	27	Roger COPE	58	EARNSHAW/EARNSHAW
ROW 3	45	Robert HARTLEY	68	SHUCKBURGH/LINDSAY
ROW 2	93	Harry WYNDHAM	51	WRIGLEY/HANSEN
ROW 1	8	YOUNG/MANN	83	SHAW/OLIVER
Pole				
				

Mallory Park
Circuit Length = 1.3500 miles

These results are provisional until the conclusion of any judicial and technical matters.

Clerk of Course :		Timekeeper :
-------------------	--	--------------

Top Hat

RACE 3 - CLASSIFICATION

POS	NO	CL	NAME	ENTRY	LAPS	TIME	GAP	DIFF	MPH	BEST	ON
1	8	THA	YOUNG/MANN	Ford Mustang	19	21:00.567			73.25	1:00.681	15
2	83	THS	SHAW/OLIVER	BMW 1800 Ti	19	21:01.388	0.821	0.821	73.20	1:00.646	19
3	45	THA	Robert HARTLEY	Ford Mustang	19	21:34.612	34.045	33.224	71.32	1:02.381	16
4	5	THS	Michael STEELE	Ford Lotus Cortina Mk 1	19	21:36.254	35.687	1.642	71.23	1:02.252	13
5	72	THD	Andy HARRISON	Mini Cooper S	19	21:51.978	51.411	15.724	70.38	1:03.133	17
6	68	THA	SHUCKBURGH/LINDSAY	Ford Falcon	19	21:52.344	51.777	0.366	70.36	1:02.551	16
7	51	THA	WRIGLEY/HANSEN	Ford Mustang	19	21:53.211	52.644	0.867	70.31	1:02.141	18
8	27	THS	Roger COPE	BMW 1800 tisa	19	21:54.387	53.820	1.176	70.25	1:02.282	16
9	26	THD	Michael PEARSON	Mini Cooper S	19	21:54.393	53.826	0.006	70.25	1:02.461	18
10	58	THD	EARNSHAW/EARNSHAW	Mini Cooper S	18	21:04.591	1 lap	1 lap	69.17	1:01.987	18
11	54	THS	Ivor MILLER	Ford Lotus Cortina Mk 1	18	21:22.068	1 lap	17.477	68.23	1:02.955	18
12	57	THS	David HALL	Ford Lotus Cortina Mk 1	18	21:38.163	1 lap	16.095	67.38	1:04.673	16
13	81	THS	Paul POCHCIOL	Ford Lotus Cortina Mk 1	18	21:46.737	1 lap	8.574	66.94	1:04.529	15
14	35	THA	CLAYSON/GIORDANELLI	Ford Falcon Sprint	17	21:20.347	2 laps	1 lap	64.52	1:06.786	17
15	99	THE	Mike DOWSETT	Hillman Rallye Imp	16	21:29.834	3 laps	1 lap	60.28	1:11.554	13

NOT CLASSIFIED

DNF	93	THA	Harry WYNDHAM	Ford Falcon	17	20:17.086	2 laps	0.000	67.88	1:02.360	16
DNF	18	THD	Max ROSTRON	Ford Anglia Super	0						

FASTEST LAP

83	THS	SHAW/OLIVER	BMW 1800 Ti	19	1:00.646	80.13 mph	128.96 kph
8	THA	YOUNG/MANN	Ford Mustang	15	1:00.681	80.09 mph	128.89 kph
58	THD	EARNSHAW/EARNSHAW	Mini Cooper S	18	1:01.987	78.40 mph	126.17 kph
99	THE	Mike DOWSETT	Hillman Rallye Imp	13	1:11.554	67.92 mph	109.30 kph

Weather / Track : Bright / Damp

These results are provisional until the conclusion of any judicial and technical matters.

Mallory Park
Circuit Length = 1.3500 miles
Start: 14:40 End: 15:03

Clerk of Course :	Timekeeper :
-------------------	--------------

Top Hat

RACE 3 - LAP CHART

Lap 1			Lap 2			Lap 3			Lap 4			Lap 5		
No	Behind	Laptime	No	Behind	Laptime	No	Behind	Laptime	No	Behind	Laptime	No	Behind	Laptime
83		1:07.449	83		1:03.417	83		1:02.899	83		1:02.301	83		1:02.307
8	1.218	1:08.667	8	1.512	1:03.711	8	1.515	1:02.902	8	1.444	1:02.230	8	1.653	1:02.516
51	2.522	1:09.971	51	3.445	1:04.340	51	4.059	1:03.513	51	5.346	1:03.588	99	1 LAP	1:19.918
93	3.713	1:11.162	93	4.646	1:04.350	93	5.811	1:04.064	93	6.829	1:03.319	51	6.378	1:03.339
45	5.464	1:12.913	45	8.347	1:06.300	45	10.490	1:05.042	45	13.530	1:05.341	93	9.324	1:04.802
5	8.048	1:15.497	5	11.774	1:07.143	5	14.673	1:05.798	5	17.520	1:05.148	45	15.925	1:04.702
68	8.344	1:15.793	68	13.113	1:08.186	72	16.848	1:05.950	72	19.498	1:04.951	5	19.810	1:04.597
58	8.878	1:16.327	72	13.797	1:06.890	68	17.597	1:07.383	68	20.817	1:05.521	72	22.442	1:05.251
54	10.118	1:17.567	54	16.312	1:09.611	54	21.569	1:08.156	54	25.867	1:06.599	68	23.765	1:05.255
72	10.324	1:17.773	35	17.734	1:09.284	35	21.812	1:06.977	26	26.502	1:05.975	26	30.042	1:05.847
35	11.867	1:19.316	58	19.156	1:13.695	26	22.828	1:05.385	35	28.040	1:08.529	54	30.408	1:06.848
57	14.114	1:21.563	57	20.026	1:09.329	58	23.945	1:07.688	58	28.473	1:06.829	35	33.952	1:08.219
81	15.651	1:23.100	26	20.342	1:07.923	57	25.347	1:08.220	57	31.220	1:08.174	58	35.206	1:09.040
26	15.836	1:23.285	81	23.261	1:11.027	81	30.280	1:09.918	27	35.771	1:05.452	57	37.156	1:08.243
99	22.190	1:29.639	27	30.936	1:09.775	27	32.620	1:04.583	81	37.973	1:09.994	27	37.314	1:03.850
27	24.578	1:32.027	99	36.236	1:17.463	99	50.385	1:17.048				81	44.257	1:08.591

Top Hat

RACE 3 - LAP CHART

Lap 6			Lap 7			Lap 8			Lap 9			Lap 10		
No	Behind	Laptime	No	Behind	Laptime	No	Behind	Laptime	No	Behind	Laptime	No	Behind	Laptime
83		1:01.634	83		1:01.404	83		1:02.826	83		1:01.365	83		1:02.526
8	4.212	1:04.193	51	10.086	1:03.681	35	2 LAPS	2:35.848	93	17.109	1:04.295	99	2 LAPS	1:15.767
51	7.809	1:03.065	93	13.599	1:03.701	93	14.179	1:03.406	35	2 LAPS	1:15.035	54	2 LAPS	2:24.328
93	11.302	1:03.612	45	20.214	1:03.211	8	1 LAP	2:17.622	8	1 LAP	1:02.590	58	2 LAPS	1:05.892
45	18.407	1:04.116	72	28.825	1:04.854	45	20.634	1:03.246	45	22.172	1:02.903	8	1 LAP	1:03.381
99	1 LAP	1:16.749	68	29.282	1:04.037	68	30.966	1:04.510	68	33.132	1:03.531	93	20.014	1:05.431
5	22.984	1:04.808	26	33.444	1:03.280	5	1 LAP	2:16.189	5	1 LAP	1:03.336	81	2 LAPS	2:30.129
72	25.375	1:04.567	99	1 LAP	1:16.372	26	35.616	1:04.998	26	37.560	1:03.309	45	24.096	1:04.450
68	26.649	1:04.518	27	42.473	1:03.827	27	44.047	1:04.400	72	1 LAP	2:17.426	35	2 LAPS	1:13.906
26	31.568	1:03.160	54	43.153	1:08.806	99	1 LAP	1:15.454	27	47.674	1:04.992	68	37.091	1:06.485
54	35.751	1:06.977	57	49.613	1:07.555	57	55.107	1:08.320	51	1 LAP	2:44.608	5	1 LAP	1:03.460
27	40.050	1:04.370	81	58.294	1:09.152	58	1 LAP	2:23.447	57	1:01.955	1:08.213	26	38.870	1:03.836
58	40.531	1:06.959										72	1 LAP	1:04.656
57	43.462	1:07.940										51	1 LAP	1:05.070
81	50.546	1:07.923												

Top Hat

RACE 3 - LAP CHART

Lap 11			Lap 12			Lap 13			Lap 14			Lap 15		
No	Behind	Laptime	No	Behind	Laptime	No	Behind	Laptime	No	Behind	Laptime	No	Behind	Laptime
83		1:02.774	83		1:03.863	83		2:18.286	83		1:02.184	8		1:00.681
57	1 LAP	1:06.730	58	2 LAPS	1:03.630	8	1.461	1:00.768	8	0.116	1:00.839	83	1.058	1:01.855
54	2 LAPS	1:06.486	54	2 LAPS	1:06.073	54	1 LAP	1:06.338	54	1 LAP	1:05.053	54	1 LAP	1:05.478
58	2 LAPS	1:05.708	57	1 LAP	1:08.476	57	1 LAP	2:21.704	57	1 LAP	1:06.360	57	1 LAP	1:05.978
8	1 LAP	1:02.084	8	1 LAP	1:02.314	81	1 LAP	1:05.544	93	23.639	1:03.132	93	25.631	1:02.789
81	2 LAPS	1:06.541	99	3 LAPS	2:33.521	93	22.691	1:03.719	45	24.883	1:03.790	45	26.484	1:02.398
35	2 LAPS	1:11.974	81	2 LAPS	1:06.253	45	23.277	1:03.563	5	26.518	1:03.636	5	28.264	1:02.543
5	1 LAP	1:03.345	93	1 LAP	2:21.111	5	25.066	1:02.252	81	1 LAP	1:06.300	81	1 LAP	1:04.679
26	41.199	1:05.103	45	1 LAP	2:17.481	99	2 LAPS	1:11.729	72	39.743	1:04.071	72	42.724	1:03.778
72	1 LAP	1:04.469	5	1 LAP	1:03.551	72	37.856	1:04.322	68	42.007	1:03.056	68	44.376	1:03.166
51	1 LAP	1:04.050	35	2 LAPS	1:10.799	68	41.135	1:03.900	51	42.531	1:02.724	51	45.041	1:03.307
27	1 LAP	2:14.706	72	1 LAP	1:04.627	51	41.991	1:03.616	26	43.579	1:02.646	26	46.071	1:03.289
			68	1 LAP	2:20.623	26	43.117	1:03.431	27	45.486	1:03.735	27	47.406	1:02.717
			51	1 LAP	1:02.618	27	43.935	1:03.178	99	2 LAPS	1:13.596	99	2 LAPS	1:11.554
			27	1 LAP	1:02.648	35	1 LAP	1:10.898	35	1 LAP	1:08.688	58	59.720	1:05.619
			58	1 LAP	1:02.563	58	53.878	1:02.449	58	54.898	1:03.204			
			54	1 LAP	1:06.726									

Top Hat

RACE 3 - LAP CHART

Lap 16			Lap 17			Lap 18			Lap 19		
No	Behind	Laptime	No	Behind	Laptime	No	Behind	Laptime	No	Behind	Laptime
8		1:01.206	8		1:01.014	8		1:01.541	8		1:00.774
35	2 LAPS	1:08.000	83	0.491	1:00.695	83	0.949	1:01.999	83	0.821	1:00.646
83	0.810	1:00.958	58	1 LAP	1:04.463	58	1 LAP	1:02.389	58	1 LAP	1:01.987
54	1 LAP	1:04.799	99	3 LAPS	1:11.809	35	2 LAPS	1:08.309	35	2 LAPS	1:06.786
57	1 LAP	1:06.304	35	2 LAPS	1:07.810	93	1 LAP	1:53.063	54	1 LAP	1:02.955
93	26.785	1:02.360	54	1 LAP	1:04.535	99	3 LAPS	1:12.935	99	3 LAPS	1:12.299
45	27.659	1:02.381	57	1 LAP	1:04.673	54	1 LAP	1:04.733	45	34.045	1:02.495
5	29.661	1:02.603	45	30.880	1:04.235	45	32.324	1:02.985	5	35.687	1:02.725
81	1 LAP	1:04.529	5	31.679	1:03.032	57	1 LAP	1:05.603	57	1 LAP	1:04.778
72	44.838	1:03.320	81	1 LAP	1:05.536	5	33.736	1:03.598	81	1 LAP	1:05.113
68	45.721	1:02.551	72	46.957	1:03.133	81	1 LAP	1:04.920	72	51.411	1:03.170
51	46.585	1:02.750	68	47.730	1:03.023	72	49.015	1:03.599	68	51.777	1:03.214
26	47.443	1:02.578	51	49.457	1:03.886	68	49.337	1:03.148	51	52.644	1:03.361
27	48.482	1:02.282	26	49.920	1:03.491	51	50.057	1:02.141	27	53.820	1:02.620
			27	50.988	1:03.520	26	50.840	1:02.461	26	53.826	1:03.760
						27	51.974	1:02.527			

Cloth Cap inc XK Challenge

QUALIFYING - RACE 4 - CLASSIFICATION

POS	NO	CL	NAME	ENTRY	TIME	ON	LAPS	GAP	DIFF	MPH
1	9	CCA	Shaun LYNN	AC Cobra	54.541	10	12			89.10
2	63	CCA	WILKINSON/WRIGHT	Jaguar E-Type	54.861	2	17	0.320	0.320	88.58
3	93	CCA	Harry WYNDHAM	Jaguar E-Type	55.897	12	12	1.356	1.036	86.94
4	15	XKC	John BURTON	Jaguar XK120 FHC	57.974	19	24	3.433	2.077	83.83
5	90	CCB	LAWLEY/SMITH	MG B	57.989	22	25	3.448	0.015	83.80
6	27	CCA	Nick NAISMITH	Aston Martin DB4	58.169	3	24	3.628	0.180	83.54
7	21	XKD	Andrew WENMAN	Jaguar XK120	58.220	17	25	3.679	0.051	83.47
8	67	XKD	Andrew MOORE	Jaguar XK120	58.579	21	24	4.038	0.359	82.96
9	2	XKC	KEITH-LUCAS/FLOYD	Jaguar XK120 Roadster	59.274	16	24	4.733	0.695	81.99
10	14	CCA	Richard TYZACK	TVR Griffith	59.833	1	1	5.292	0.559	81.22
11	7	CCD	HAIGH/KELLETT	Lenham Healey Le Mans	1:00.399	13	21	5.858	0.566	80.46
12	19	XKC	CHASE-GARDENER/ALLEN	Jaguar XK140	1:00.433	20	24	5.892	0.034	80.41
13	8	XKC	ZEIGLER/BATT	Jaguar XK120	1:00.612	13	22	6.071	0.179	80.18
14	39	CCB	GRIFFITHS/TURRAL	MG B Roadster	1:00.691	20	23	6.150	0.079	80.07
15	40	XKC	KEITH-LUCAS/KEITH-LUCAS	Jaguar XK150S FHC	1:00.924	16	22	6.383	0.233	79.77
16	23	XKC	LOVE/KEEN	Jaguar XK150	1:01.291	17	24	6.750	0.367	79.29
17	13	XKC	ROCHEZ/ROBINSON	Jaguar XK150 FHC	1:01.610	21	23	7.069	0.319	78.88
18	16	XKC	GOMM/DAVIES-ROBERTS	Jaguar XK150	1:01.781	6	24	7.240	0.171	78.66
19	30	XKD	SKIPWORTH/YOULE	Jaguar XK 120	1:02.471	4	18	7.930	0.690	77.79
20	94	CCC	Julien DRAPER	Alfa Romeo Giulia TZ1	1:02.603	9	10	8.062	0.132	77.63

Weather / Track : Sunny / Dry

These results are provisional until the conclusion of any judicial and technical matters.

Mallory Park
Circuit Length = 1.3500 miles
Start: 11:09 End: 11:38

Clerk of Course :

Timekeeper :

Cloth Cap inc XK Challenge

QUALIFYING - RACE 4 - LAP ANALYSIS

2		KEITH-LUCAS/FLOYD					XKC Jaguar XK120 Roadster				
1 -	1:04.299		+ 5.025	11:12:32.928	13 -	1:01.415		+ 2.141	11:27:22.319		
2 -	1:01.829		+ 2.555	11:13:34.757	14 -	1:00.970		+ 1.696	11:28:23.289		
3 -	1:04.661		+ 5.387	11:14:39.418	15 -	1:00.557		+ 1.283	11:29:23.846		
4 -	1:03.564		+ 4.290	11:15:42.982	16 -	59.274			11:30:23.120		
5 -	1:00.875		+ 1.601	11:16:43.857	17 -	1:00.089		+ 0.815	11:31:23.209		
6 -	1:03.187		+ 3.913	11:17:47.044	18 -	1:00.026		+ 0.752	11:32:23.235		
7 -	1:33.417		+ 34.143	11:19:20.461	19 -	1:00.308		+ 1.034	11:33:23.543		
8 -	1:48.092		+ 48.818	11:21:08.553	20 -	1:00.755		+ 1.481	11:34:24.298		
9 -	1:01.707		+ 2.433	11:22:10.260	21 -	1:01.208		+ 1.934	11:35:25.506		
10 -	1:01.011		+ 1.737	11:23:11.271	22 -	1:00.805		+ 1.531	11:36:26.311		
11 -	1:06.221		+ 6.947	11:24:17.492	23 -	1:00.840		+ 1.566	11:37:27.151		
12 -	2:03.412		+ 1:04.138	11:26:20.904	24 -	1:01.411		+ 2.137	11:38:28.562		
7		HAIGH/KELLETT					CCD Lenham Healey Le Mans				
1 -	1:03.259		+ 2.860	11:12:04.265	12 -	1:00.598		+ 0.199	11:25:48.979		
2 -	1:03.502		+ 3.103	11:13:07.767	13 -	1:00.399			11:26:49.378		
3 -	1:02.179		+ 1.780	11:14:09.946	14 -	1:05.170		+ 4.771	11:27:54.548		
4 -	1:00.980		+ 0.581	11:15:10.926	15 -	1:02.873		+ 2.474	11:28:57.421		
5 -	1:01.095		+ 0.696	11:16:12.021	16 -	1:01.104		+ 0.705	11:29:58.525		
6 -	1:00.544		+ 0.145	11:17:12.565	17 -	1:02.375		+ 1.976	11:31:00.900		
7 -	1:15.171		+ 14.772	11:18:27.736	18 -	1:05.657		+ 5.258	11:32:06.557		
8 -	3:14.119		+ 2:13.720	11:21:41.855	19 -	1:02.960		+ 2.561	11:33:09.517		
9 -	1:02.954		+ 2.555	11:22:44.809	20 -	1:08.957		+ 8.558	11:34:18.474		
10 -	1:01.429		+ 1.030	11:23:46.238	21 -	1:03.885		+ 3.486	11:35:22.359		
11 -	1:02.143		+ 1.744	11:24:48.381							
8		ZEIGLER/BATT					XKC Jaguar XK120				
1 -	1:02.838		+ 2.226	11:12:30.950	12 -	1:03.308		+ 2.696	11:27:21.579		
2 -	1:02.797		+ 2.185	11:13:33.747	13 -	1:00.612			11:28:22.191		
3 -	1:03.966		+ 3.354	11:14:37.713	14 -	1:02.683		+ 2.071	11:29:24.874		
4 -	1:04.289		+ 3.677	11:15:42.002	15 -	1:02.148		+ 1.536	11:30:27.022		
5 -	1:00.912		+ 0.300	11:16:42.914	16 -	1:01.821		+ 1.209	11:31:28.843		
6 -	1:01.931		+ 1.319	11:17:44.845	17 -	1:02.270		+ 1.658	11:32:31.113		
7 -	1:34.937		+ 34.325	11:19:19.782	18 -	1:02.118		+ 1.506	11:33:33.231		
8 -	1:48.151		+ 47.539	11:21:07.933	19 -	1:03.221		+ 2.609	11:34:36.452		
9 -	1:01.356		+ 0.744	11:22:09.289	20 -	1:01.078		+ 0.466	11:35:37.530		
10 -	1:02.009		+ 1.397	11:23:11.298	21 -	1:01.693		+ 1.081	11:36:39.223		
11 -	3:06.973		+ 2:06.361	11:26:18.271	22 -	1:01.847		+ 1.235	11:37:41.070		
9		Shaun LYNN					CCA AC Cobra				
1 -	1:02.672		+ 8.131	11:12:31.388	7 -	1:47.332		+ 52.791	11:21:04.068		
2 -	1:01.110		+ 6.569	11:13:32.498	8 -	57.902		+ 3.361	11:22:01.970		
3 -	1:02.689		+ 8.148	11:14:35.187	9 -	54.683		+ 0.142	11:22:56.653		
4 -	1:55.894		+ 1:01.353	11:16:31.081	10 -	54.541			11:23:51.194		
5 -	55.786		+ 1.245	11:17:26.867	11 -	55.054		+ 0.513	11:24:46.248		
6 -	1:49.869		+ 55.328	11:19:16.736	12 -	1:02.189		+ 7.648	11:25:48.437		
13		ROCHEZ/ROBINSON					XKC Jaguar XK150 FHC				
1 -	1:06.663		+ 5.053	11:12:20.842	13 -	1:05.565		+ 3.955	11:27:42.881		
2 -	1:05.391		+ 3.781	11:13:26.233	14 -	1:05.303		+ 3.693	11:28:48.184		
3 -	1:06.561		+ 4.951	11:14:32.794	15 -	1:02.325		+ 0.715	11:29:50.509		
4 -	1:03.566		+ 1.956	11:15:36.360	16 -	1:02.103		+ 0.493	11:30:52.612		
5 -	1:03.548		+ 1.938	11:16:39.908	17 -	1:02.103		+ 0.493	11:31:54.715		
6 -	1:04.665		+ 3.055	11:17:44.573	18 -	1:01.854		+ 0.244	11:32:56.569		
7 -	1:34.520		+ 32.910	11:19:19.093	19 -	1:13.092		+ 11.482	11:34:09.661		
8 -	2:56.840		+ 1:55.230	11:22:15.933	20 -	1:06.262		+ 4.652	11:35:15.923		
9 -	1:07.640		+ 6.030	11:23:23.573	21 -	1:01.610			11:36:17.533		
10 -	1:04.405		+ 2.795	11:24:27.978	22 -	1:03.178		+ 1.568	11:37:20.711		
11 -	1:04.466		+ 2.856	11:25:32.444	23 -	1:03.377		+ 1.767	11:38:24.088		
12 -	1:04.872		+ 3.262	11:26:37.316							
14		Richard TYZACK					CCA TVR Griffith				
1 -	59.833			11:11:59.444							

Mallory Park
 Circuit Length = 1.3500 miles
 Start: 11:09 End: 11:38

Weather / Track : Sunny / Dry

Cloth Cap inc XK Challenge

QUALIFYING - RACE 4 - LAP ANALYSIS

15		John BURTON		XKC Jaguar XK120 FHC	
1 -	1:03.187	+ 5.213	11:12:05.762	13 -	58.911 + 0.937 11:25:20.895
2 -	1:00.219	+ 2.245	11:13:05.981	14 -	1:00.298 + 2.324 11:26:21.193
3 -	1:00.135	+ 2.161	11:14:06.116	15 -	58.376 + 0.402 11:27:19.569
4 -	59.893	+ 1.919	11:15:06.009	16 -	58.789 + 0.815 11:28:18.358
5 -	1:00.083	+ 2.109	11:16:06.092	17 -	58.193 + 0.219 11:29:16.551
6 -	59.118	+ 1.144	11:17:05.210	18 -	58.445 + 0.471 11:30:14.996
7 -	1:04.594	+ 6.620	11:18:09.804	19 -	57.974 11:31:12.970
8 -	1:17.812	+ 19.838	11:19:27.616	20 -	1:00.544 + 2.570 11:32:13.514
9 -	1:48.187	+ 50.213	11:21:15.803	21 -	58.464 + 0.490 11:33:11.978
10 -	1:04.945	+ 6.971	11:22:20.748	22 -	1:00.218 + 2.244 11:34:12.196
11 -	1:01.999	+ 4.025	11:23:22.747	23 -	1:01.010 + 3.036 11:35:13.206
12 -	59.237	+ 1.263	11:24:21.984	24 -	1:00.782 + 2.808 11:36:13.988
16		GOMM/DAVIES-ROBERTS		XKC Jaguar XK150	
1 -	1:03.418	+ 1.637	11:11:52.754	13 -	1:06.398 + 4.617 11:26:42.665
2 -	1:03.084	+ 1.303	11:12:55.838	14 -	1:05.084 + 3.303 11:27:47.749
3 -	1:02.726	+ 0.945	11:13:58.564	15 -	1:04.037 + 2.256 11:28:51.786
4 -	1:02.280	+ 0.499	11:15:00.844	16 -	1:04.132 + 2.351 11:29:55.918
5 -	1:02.028	+ 0.247	11:16:02.872	17 -	1:04.446 + 2.665 11:31:00.364
6 -	1:01.781		11:17:04.653	18 -	1:05.757 + 3.976 11:32:06.121
7 -	1:06.730	+ 4.949	11:18:11.383	19 -	1:06.077 + 4.296 11:33:12.198
8 -	1:17.026	+ 15.245	11:19:28.409	20 -	1:05.298 + 3.517 11:34:17.496
9 -	2:46.912	+ 1:45.131	11:22:15.321	21 -	1:03.925 + 2.144 11:35:21.421
10 -	1:08.314	+ 6.533	11:23:23.635	22 -	1:04.233 + 2.452 11:36:25.654
11 -	1:06.410	+ 4.629	11:24:30.045	23 -	1:05.788 + 4.007 11:37:31.442
12 -	1:06.222	+ 4.441	11:25:36.267	24 -	1:02.848 + 1.067 11:38:34.290
19		CHASE-GARDENER/ALLEN		XKC Jaguar XK140	
1 -	1:04.409	+ 3.976	11:11:59.283	13 -	1:01.631 + 1.198 11:27:18.914
2 -	1:04.746	+ 4.313	11:13:04.029	14 -	1:00.773 + 0.340 11:28:19.687
3 -	1:04.243	+ 3.810	11:14:08.272	15 -	1:01.140 + 0.707 11:29:20.827
4 -	1:04.174	+ 3.741	11:15:12.446	16 -	1:00.871 + 0.438 11:30:21.698
5 -	1:04.223	+ 3.790	11:16:16.669	17 -	1:00.692 + 0.259 11:31:22.390
6 -	1:04.508	+ 4.075	11:17:21.177	18 -	1:01.959 + 1.526 11:32:24.349
7 -	1:08.618	+ 8.185	11:18:29.795	19 -	1:00.665 + 0.232 11:33:25.014
8 -	1:19.631	+ 19.198	11:19:49.426	20 -	1:00.433 11:34:25.447
9 -	1:31.020	+ 30.587	11:21:20.446	21 -	1:01.518 + 1.085 11:35:26.965
10 -	1:06.076	+ 5.643	11:22:26.522	22 -	1:00.945 + 0.512 11:36:27.910
11 -	1:10.054	+ 9.621	11:23:36.576	23 -	1:02.053 + 1.620 11:37:29.963
12 -	2:40.707	+ 1:40.274	11:26:17.283	24 -	1:00.595 + 0.162 11:38:30.558
21		Andrew WENMAN		XKD Jaguar XK120	
1 -	1:06.454	+ 8.234	11:12:26.742	14 -	59.303 + 1.083 11:27:08.430
2 -	1:06.211	+ 7.991	11:13:32.953	15 -	59.290 + 1.070 11:28:07.720
3 -	1:07.525	+ 9.305	11:14:40.478	16 -	59.011 + 0.791 11:29:06.731
4 -	1:02.858	+ 4.638	11:15:43.336	17 -	58.220 11:30:04.951
5 -	1:01.107	+ 2.887	11:16:44.443	18 -	1:00.089 + 1.869 11:31:05.040
6 -	1:05.279	+ 7.059	11:17:49.722	19 -	1:01.881 + 3.661 11:32:06.921
7 -	1:32.001	+ 33.781	11:19:21.723	20 -	1:02.759 + 4.539 11:33:09.680
8 -	1:49.145	+ 50.925	11:21:10.868	21 -	1:01.941 + 3.721 11:34:11.621
9 -	1:01.839	+ 3.619	11:22:12.707	22 -	1:01.143 + 2.923 11:35:12.764
10 -	59.296	+ 1.076	11:23:12.003	23 -	1:00.148 + 1.928 11:36:12.912
11 -	59.224	+ 1.004	11:24:11.227	24 -	59.347 + 1.127 11:37:12.259
12 -	58.854	+ 0.634	11:25:10.081	25 -	58.852 + 0.632 11:38:11.111
13 -	59.046	+ 0.826	11:26:09.127		
23		LOVE/KEEN		XKC Jaguar XK150	
1 -	1:06.712	+ 5.421	11:12:37.516	13 -	1:04.253 + 2.962 11:26:38.018
2 -	1:04.805	+ 3.514	11:13:42.321	14 -	1:03.497 + 2.206 11:27:41.515
3 -	1:03.700	+ 2.409	11:14:46.021	15 -	1:01.957 + 0.666 11:28:43.472
4 -	1:03.846	+ 2.555	11:15:49.867	16 -	1:02.710 + 1.419 11:29:46.182
5 -	1:03.115	+ 1.824	11:16:52.982	17 -	1:01.291 11:30:47.473
6 -	1:05.323	+ 4.032	11:17:58.305	18 -	1:02.556 + 1.265 11:31:50.029

Mallory Park
Circuit Length = 1.3500 miles
Start: 11:09 End: 11:38

Weather / Track : Sunny / Dry

Cloth Cap inc XK Challenge

QUALIFYING - RACE 4 - LAP ANALYSIS

7 -	1:27.110	+ 25.819	11:19:25.415	19 -	1:03.070	+ 1.779	11:32:53.099
8 -	1:49.145	+ 47.854	11:21:14.560	20 -	1:01.888	+ 0.597	11:33:54.987
9 -	1:06.031	+ 4.740	11:22:20.591	21 -	1:01.687	+ 0.396	11:34:56.674
10 -	1:05.735	+ 4.444	11:23:26.326	22 -	1:01.919	+ 0.628	11:35:58.593
11 -	1:03.975	+ 2.684	11:24:30.301	23 -	1:02.514	+ 1.223	11:37:01.107
12 -	1:03.464	+ 2.173	11:25:33.765	24 -	1:01.661	+ 0.370	11:38:02.768
27	Nick NAISMITH		CCA Aston Martin DB4				
1 -	59.254	+ 1.085	11:11:42.353	13 -	1:01.209	+ 3.040	11:26:35.199
2 -	58.219	+ 0.050	11:12:40.572	14 -	1:00.163	+ 1.994	11:27:35.362
3 -	58.169		11:13:38.741	15 -	59.341	+ 1.172	11:28:34.703
4 -	1:00.821	+ 2.652	11:14:39.562	16 -	1:00.084	+ 1.915	11:29:34.787
5 -	1:01.904	+ 3.735	11:15:41.466	17 -	1:00.118	+ 1.949	11:30:34.905
6 -	59.002	+ 0.833	11:16:40.468	18 -	59.958	+ 1.789	11:31:34.863
7 -	1:00.739	+ 2.570	11:17:41.207	19 -	58.828	+ 0.659	11:32:33.691
8 -	3:35.816	+ 2:37.647	11:21:17.023	20 -	58.801	+ 0.632	11:33:32.492
9 -	1:06.728	+ 8.559	11:22:23.751	21 -	1:00.395	+ 2.226	11:34:32.887
10 -	1:03.430	+ 5.261	11:23:27.181	22 -	1:00.806	+ 2.637	11:35:33.693
11 -	1:03.665	+ 5.496	11:24:30.846	23 -	1:00.424	+ 2.255	11:36:34.117
12 -	1:03.144	+ 4.975	11:25:33.990	24 -	1:00.268	+ 2.099	11:37:34.385
30	SKIPWORTH/YOULE		XKD Jaguar XK 120				
1 -	1:07.827	+ 5.356	11:12:24.480	10 -	1:05.703	+ 3.232	11:24:38.595
2 -	1:06.456	+ 3.985	11:13:30.936	11 -	1:05.150	+ 2.679	11:25:43.745
3 -	1:05.301	+ 2.830	11:14:36.237	12 -	1:04.431	+ 1.960	11:26:48.176
4 -	1:02.471		11:15:38.708	13 -	1:05.264	+ 2.793	11:27:53.440
5 -	1:03.798	+ 1.327	11:16:42.506	14 -	1:06.082	+ 3.611	11:28:59.522
6 -	1:08.139	+ 5.668	11:17:50.645	15 -	1:05.175	+ 2.704	11:30:04.697
7 -	3:27.202	+ 2:24.731	11:21:17.847	16 -	1:05.590	+ 3.119	11:31:10.287
8 -	1:07.487	+ 5.016	11:22:25.334	17 -	1:06.182	+ 3.711	11:32:16.469
9 -	1:07.558	+ 5.087	11:23:32.892	18 -	1:11.102	+ 8.631	11:33:27.571
39	GRIFFITHS/TURRAL		CCB MG B Roadster				
1 -	1:06.284	+ 5.593	11:12:25.297	13 -	1:03.486	+ 2.795	11:27:43.439
2 -	1:02.505	+ 1.814	11:13:27.802	14 -	1:02.369	+ 1.678	11:28:45.808
3 -	1:06.562	+ 5.871	11:14:34.364	15 -	1:01.243	+ 0.552	11:29:47.051
4 -	1:01.841	+ 1.150	11:15:36.205	16 -	1:01.235	+ 0.544	11:30:48.286
5 -	1:02.237	+ 1.546	11:16:38.442	17 -	1:01.383	+ 0.692	11:31:49.669
6 -	1:01.181	+ 0.490	11:17:39.623	18 -	1:00.766	+ 0.075	11:32:50.435
7 -	1:38.744	+ 38.053	11:19:18.367	19 -	1:03.072	+ 2.381	11:33:53.507
8 -	1:52.703	+ 52.012	11:21:11.070	20 -	1:00.691		11:34:54.198
9 -	2:19.802	+ 1:19.111	11:23:30.872	21 -	1:01.142	+ 0.451	11:35:55.340
10 -	1:03.359	+ 2.668	11:24:34.231	22 -	1:01.692	+ 1.001	11:36:57.032
11 -	1:02.324	+ 1.633	11:25:36.555	23 -	1:01.105	+ 0.414	11:37:58.137
12 -	1:03.398	+ 2.707	11:26:39.953				
40	KEITH-LUCAS/KEITH-LUCAS		XKC Jaguar XK150S FHC				
1 -	1:05.750	+ 4.826	11:12:18.955	12 -	1:04.969	+ 4.045	11:27:05.145
2 -	1:06.136	+ 5.212	11:13:25.091	13 -	1:02.167	+ 1.243	11:28:07.312
3 -	1:07.613	+ 6.689	11:14:32.704	14 -	1:03.066	+ 2.142	11:29:10.378
4 -	1:08.700	+ 7.776	11:15:41.404	15 -	1:01.431	+ 0.507	11:30:11.809
5 -	1:07.831	+ 6.907	11:16:49.235	16 -	1:00.924		11:31:12.733
6 -	1:07.334	+ 6.410	11:17:56.569	17 -	1:08.206	+ 7.282	11:32:20.939
7 -	1:26.632	+ 25.708	11:19:23.201	18 -	1:01.659	+ 0.735	11:33:22.598
8 -	1:49.684	+ 48.760	11:21:12.885	19 -	1:09.462	+ 8.538	11:34:32.060
9 -	1:06.299	+ 5.375	11:22:19.184	20 -	1:15.649	+ 14.725	11:35:47.709
10 -	1:08.828	+ 7.904	11:23:28.012	21 -	1:10.777	+ 9.853	11:36:58.486
11 -	2:32.164	+ 1:31.240	11:26:00.176	22 -	1:09.286	+ 8.362	11:38:07.772
63	WILKINSON/WRIGHT		CCA Jaguar E-Type				
1 -	56.541	+ 1.680	11:11:40.553	10 -	59.979	+ 5.118	11:22:40.630
2 -	54.861		11:12:35.414	11 -	58.771	+ 3.910	11:23:39.401
3 -	57.252	+ 2.391	11:13:32.666	12 -	59.475	+ 4.614	11:24:38.876
4 -	58.177	+ 3.316	11:14:30.843	13 -	58.489	+ 3.628	11:25:37.365
5 -	55.039	+ 0.178	11:15:25.882	14 -	58.719	+ 3.858	11:26:36.084

Mallory Park
Circuit Length = 1.3500 miles
Start: 11:09 End: 11:38

Weather / Track : Sunny / Dry

Cloth Cap inc XK Challenge

QUALIFYING - RACE 4 - LAP ANALYSIS


6 -	55.037	+ 0.176	11:16:20.919	15 -	58.381	+ 3.520	11:27:34.465
7 -	56.016	+ 1.155	11:17:16.935	16 -	57.889	+ 3.028	11:28:32.354
8 -	1:08.162	+ 13.301	11:18:25.097	17 -	57.466	+ 2.605	11:29:29.820
9 -	3:15.554	+ 2:20.693	11:21:40.651				
67	Andrew MOORE XKD Jaguar XK120						
1 -	1:07.715	+ 9.136	11:12:35.074	13 -	1:08.011	+ 9.432	11:26:46.021
2 -	1:03.320	+ 4.741	11:13:38.394	14 -	59.814	+ 1.235	11:27:45.835
3 -	1:05.136	+ 6.557	11:14:43.530	15 -	1:00.174	+ 1.595	11:28:46.009
4 -	1:06.653	+ 8.074	11:15:50.183	16 -	59.205	+ 0.626	11:29:45.214
5 -	1:08.983	+ 10.404	11:16:59.166	17 -	58.807	+ 0.228	11:30:44.021
6 -	1:04.105	+ 5.526	11:18:03.271	18 -	59.288	+ 0.709	11:31:43.309
7 -	1:23.381	+ 24.802	11:19:26.652	19 -	59.104	+ 0.525	11:32:42.413
8 -	1:48.892	+ 50.313	11:21:15.544	20 -	58.930	+ 0.351	11:33:41.343
9 -	1:07.335	+ 8.756	11:22:22.879	21 -	58.579		11:34:39.922
10 -	1:07.684	+ 9.105	11:23:30.563	22 -	58.695	+ 0.116	11:35:38.617
11 -	1:05.767	+ 7.188	11:24:36.330	23 -	1:11.638	+ 13.059	11:36:50.255
12 -	1:01.680	+ 3.101	11:25:38.010	24 -	1:03.059	+ 4.480	11:37:53.314
90	LAWLEY/SMITH CCB MG B						
1 -	1:03.712	+ 5.723	11:12:25.110	14 -	59.786	+ 1.797	11:27:40.833
2 -	1:00.377	+ 2.388	11:13:25.487	15 -	58.952	+ 0.963	11:28:39.785
3 -	59.520	+ 1.531	11:14:25.007	16 -	58.836	+ 0.847	11:29:38.621
4 -	58.671	+ 0.682	11:15:23.678	17 -	58.720	+ 0.731	11:30:37.341
5 -	59.573	+ 1.584	11:16:23.251	18 -	58.960	+ 0.971	11:31:36.301
6 -	58.340	+ 0.351	11:17:21.591	19 -	58.359	+ 0.370	11:32:34.660
7 -	1:06.869	+ 8.880	11:18:28.460	20 -	58.811	+ 0.822	11:33:33.471
8 -	1:20.388	+ 22.399	11:19:48.848	21 -	59.086	+ 1.097	11:34:32.557
9 -	2:49.078	+ 1:51.089	11:22:37.926	22 -	57.989		11:35:30.546
10 -	1:00.475	+ 2.486	11:23:38.401	23 -	58.263	+ 0.274	11:36:28.809
11 -	1:01.141	+ 3.152	11:24:39.542	24 -	1:00.477	+ 2.488	11:37:29.286
12 -	1:00.622	+ 2.633	11:25:40.164	25 -	58.747	+ 0.758	11:38:28.033
13 -	1:00.883	+ 2.894	11:26:41.047				
93	Harry WYNDHAM CCA Jaguar E-Type						
1 -	1:00.069	+ 4.172	11:13:28.408	7 -	1:19.774	+ 23.877	11:19:45.783
2 -	59.096	+ 3.199	11:14:27.504	8 -	1:34.353	+ 38.456	11:21:20.136
3 -	56.864	+ 0.967	11:15:24.368	9 -	1:00.977	+ 5.080	11:22:21.113
4 -	56.107	+ 0.210	11:16:20.475	10 -	59.779	+ 3.882	11:23:20.892
5 -	56.091	+ 0.194	11:17:16.566	11 -	56.177	+ 0.280	11:24:17.069
6 -	1:09.443	+ 13.546	11:18:26.009	12 -	55.897		11:25:12.966
94	Julien DRAPER CCC Alfa Romeo Giulia TZ1						
1 -	1:03.080	+ 0.477	11:12:28.076	6 -	1:07.235	+ 4.632	11:17:56.958
2 -	1:03.265	+ 0.662	11:13:31.341	7 -	1:26.862	+ 24.259	11:19:23.820
3 -	1:05.765	+ 3.162	11:14:37.106	8 -	1:49.330	+ 46.727	11:21:13.150
4 -	1:09.308	+ 6.705	11:15:46.414	9 -	1:02.603		11:22:15.753
5 -	1:03.309	+ 0.706	11:16:49.723	10 -	1:18.803	+ 16.200	11:23:34.556

Cloth Cap inc XK Challenge

RACE 4 - GRID

ROW 10	1:02.471 30 SKIPWORTH/YOULE	1:02.603 94 Julien DRAPER
ROW 9	1:01.610 13 ROCHEZ/ROBINSON	1:01.781 16 GOMM/DAVIES-ROBERTS
ROW 8	1:00.924 40 KEITH-LUCAS/KEITH-LUCAS	1:01.291 23 LOVE/KEEN
ROW 7	1:00.612 8 ZEIGLER/BATT	1:00.691 39 GRIFFITHS/TURRAL
ROW 6	1:00.399 7 HAIGH/KELLETT	1:00.433 19 CHASE-GARDENER/ALLEN
ROW 5	59.274 2 KEITH-LUCAS/FLOYD	59.833 14 Richard TYZACK
ROW 4	58.220 21 Andrew WENMAN	58.579 67 Andrew MOORE
ROW 3	57.989 90 LAWLEY/SMITH	58.169 27 Nick NAISMITH
ROW 2	55.897 93 Harry WYNDHAM	57.974 15 John BURTON
ROW 1	54.541 9 Shaun LYNN	54.861 63 WILKINSON/WRIGHT

Pole



Mallory Park
Circuit Length = 1.3500 miles

These results are provisional until the conclusion of any judicial and technical matters.

Clerk of Course :		Timekeeper :
-------------------	--	--------------

Cloth Cap inc XK Challenge

RACE 4 - CLASSIFICATION

POS	NO	CL	NAME	ENTRY	LAPS	TIME	GAP	DIFF	MPH	BEST	ON
1	63	CCA	WILKINSON/WRIGHT	Jaguar E-Type	30	30:29.343			79.70	55.247	15
2	9	CCA	Shaun LYNN	AC Cobra	30	30:55.920	26.577	26.577	78.55	55.453	18
3	14	CCA	Richard TYZACK	TVR Griffith	30	31:08.384	39.041	12.464	78.03	57.263	20
4	27	CCA	NAISMITH/YOUNG	Aston Martin DB4	30	31:24.255	54.912	15.871	77.37	58.270	19
5	90	CCB	LAWLEY/SMITH	MG B	29	30:45.770	1 lap	1 lap	76.35	58.009	15
6	67	XKD	Andrew MOORE	Jaguar XK120	29	31:00.275	1 lap	14.505	75.76	59.230	16
7	15	XKC	John BURTON	Jaguar XK120 FHC	29	31:07.813	1 lap	7.538	75.45	59.328	12
8	21	XKD	Andrew WENMAN	Jaguar XK120	28	30:30.545	2 laps	1 lap	74.33	59.388	18
9	39	CCB	GRIFFITHS/TURRAL	MG B Roadster	28	30:49.446	2 laps	18.901	73.57	1:00.881	10
10	2	XKC	KEITH-LUCAS/FLOYD	Jaguar XK120 Roadster	28	30:55.075	2 laps	5.629	73.35	1:00.785	10
11	19	XKC	CHASE-GARDENER/ALLEN	Jaguar XK140	28	31:21.981	2 laps	26.906	72.30	1:01.328	18
12	13	XKC	ROCHEZ/ROBINSON	Jaguar XK150 FHC	28	31:30.343	2 laps	8.362	71.98	1:01.992	17
13	8	XKC	ZEIGLER/BATT	Jaguar XK120	27	30:29.568	3 laps	1 lap	71.72	1:02.146	19
14	23	XKC	LOVE/KEEN	Jaguar XK150	27	30:46.325	3 laps	16.757	71.07	1:01.859	25
15	40	XKC	KEITH-LUCAS/KEITH-LUCAS	Jaguar XK150S FHC	27	30:56.743	3 laps	10.418	70.67	1:01.564	26
16	16	XKC	GOMM/DAVIES-ROBERTS	Jaguar XK150	27	31:07.692	3 laps	10.949	70.25	1:01.503	27
17	30	XKD	SKIPWORTH/YOULE	Jaguar XK 120	26	31:07.176	4 laps	1 lap	67.67	1:04.205	16

NOT CLASSIFIED

DNF	7	CCD	HAIGH/KELLETT	Lenham Healey Le Mans	19	21:49.224	11 laps	7 laps	70.52	1:00.901	17
-----	---	-----	----------------------	-----------------------	----	-----------	---------	--------	-------	----------	----

FASTEST LAP

63	CCA	WILKINSON/WRIGHT	Jaguar E-Type	15	55.247	87.96 mph	141.57 kph
90	CCB	LAWLEY/SMITH	MG B	15	58.009	83.77 mph	134.83 kph
67	XKD	Andrew MOORE	Jaguar XK120	16	59.230	82.05 mph	132.05 kph
15	XKC	John BURTON	Jaguar XK120 FHC	12	59.328	81.91 mph	131.83 kph
7	CCD	HAIGH/KELLETT	Lenham Healey Le Mans	17	1:00.901	79.80 mph	128.42 kph

Weather / Track : Bright / Drying

These results are provisional until the conclusion of any judicial and technical matters.

Mallory Park
Circuit Length = 1.3500 miles
Start: 15:13 End: 15:45

Clerk of Course :

Timekeeper :

Cloth Cap inc XK Challenge

RACE 4 - LAP CHART

Lap 1			Lap 2			Lap 3			Lap 4			Lap 5		
No	Behind	Laptime	No	Behind	Laptime	No	Behind	Laptime	No	Behind	Laptime	No	Behind	Laptime
9		1:06.497	9		1:00.334	9		58.739	9		58.126	9		58.509
63	1.464	1:07.961	63	1.475	1:00.345	63	2.790	1:00.054	63	4.198	59.534	63	4.913	59.224
27	3.167	1:09.664	27	3.909	1:01.076	90	5.628	59.470	90	6.745	59.243	90	6.826	58.590
90	3.496	1:09.993	90	4.897	1:01.735	27	6.409	1:01.239	27	8.427	1:00.144	14	10.879	59.812
14	3.996	1:10.493	14	5.679	1:02.017	14	7.860	1:00.920	14	9.576	59.842	27	11.441	1:01.523
15	5.476	1:11.973	15	7.564	1:02.422	15	10.217	1:01.392	15	13.404	1:01.313	15	15.773	1:00.878
67	6.272	1:12.769	67	9.027	1:03.089	67	11.772	1:01.484	67	15.276	1:01.630	67	17.293	1:00.526
2	6.710	1:13.207	2	10.175	1:03.799	39	15.929	1:03.762	21	19.319	1:00.905	21	21.202	1:00.392
39	7.300	1:13.797	39	10.906	1:03.940	2	16.327	1:04.891	39	21.451	1:03.648	39	25.323	1:02.381
21	10.067	1:16.564	21	11.196	1:01.463	21	16.540	1:04.083	2	22.144	1:03.943	2	26.184	1:02.549
13	12.285	1:18.782	13	17.726	1:05.775	13	23.920	1:04.933	13	30.521	1:04.727	13	36.730	1:04.718
19	14.683	1:21.180	19	20.435	1:06.086	19	27.539	1:05.843	19	34.457	1:05.044	19	40.530	1:04.582
23	16.530	1:23.027	23	25.083	1:08.887	23	33.472	1:07.128	30	44.323	1:07.941	7	50.974	1:03.969
30	17.725	1:24.222	30	25.768	1:08.377	30	34.508	1:07.479	23	44.704	1:09.358	30	54.344	1:08.530
40	18.950	1:25.447	40	26.629	1:08.013	40	35.044	1:07.154	40	45.265	1:08.347	8	54.345	1:06.854
16	20.299	1:26.796	16	28.678	1:08.713	7	35.909	1:05.457	7	45.514	1:07.731	23	55.242	1:09.047
7	26.728	1:33.225	7	29.191	1:02.797	16	38.051	1:08.112	8	46.000	1:05.167	40	56.249	1:09.493
8	31.459	1:37.956	8	34.871	1:03.746	8	38.959	1:02.827	16	47.988	1:08.063	16	57.803	1:08.324

Cloth Cap inc XK Challenge

RACE 4 - LAP CHART

Lap 6			Lap 7			Lap 8			Lap 9			Lap 10		
No	Behind	Laptime	No	Behind	Laptime	No	Behind	Laptime	No	Behind	Laptime	No	Behind	Laptime
9		58.971	9		1:03.817	9		58.794	9		58.381	9		1:00.189
63	4.991	59.049	23	1 LAP	1:07.852	23	1 LAP	1:06.687	8	1 LAP	1:03.317	19	1 LAP	1:06.974
14	11.523	59.615	40	1 LAP	1:07.856	63	8.386	1:04.749	63	9.781	59.776	7	1 LAP	1:03.909
27	13.492	1:01.022	63	2.431	1:01.257	30	1 LAP	1:09.422	14	14.028	1:01.267	8	1 LAP	1:02.905
15	18.205	1:01.403	16	1 LAP	1:08.433	40	1 LAP	1:08.483	23	1 LAP	1:05.926	63	8.225	58.633
67	18.625	1:00.303	14	8.077	1:00.371	14	11.142	1:01.859	27	17.905	1:03.737	14	12.149	58.310
90	21.915	1:14.060	27	10.192	1:00.517	16	1 LAP	1:07.782	30	1 LAP	1:07.996	27	20.014	1:02.298
21	23.326	1:01.095	15	15.046	1:00.658	27	12.549	1:01.151	40	1 LAP	1:07.883	90	20.343	59.770
39	28.317	1:01.965	67	15.560	1:00.752	67	16.434	59.668	90	20.762	1:01.454	23	1 LAP	1:06.192
2	29.380	1:02.167	90	16.453	58.355	15	16.871	1:00.619	67	20.832	1:02.779	67	22.318	1:01.675
13	42.772	1:05.013	21	19.473	59.964	90	17.689	1:00.030	15	21.921	1:03.431	15	22.905	1:01.173
19	46.794	1:05.235	39	26.156	1:01.656	21	20.142	59.463	16	1 LAP	1:08.000	40	1 LAP	1:06.695
7	54.799	1:02.796	2	27.289	1:01.726	39	29.020	1:01.658	21	23.036	1:01.275	21	27.435	1:04.588
8	58.811	1:03.437	13	44.542	1:05.587	2	29.673	1:01.178	39	31.737	1:01.098	30	1 LAP	1:09.152
30	1:03.795	1:08.422	19	48.260	1:05.283	13	50.719	1:04.971	2	32.244	1:00.952	16	1 LAP	1:07.970
			7	53.944	1:02.962	19	54.082	1:04.616	13	57.383	1:05.045	39	32.429	1:00.881
			8	58.386	1:03.392	7	57.335	1:02.185				2	32.840	1:00.785

Cloth Cap inc XK Challenge

RACE 4 - LAP CHART

Lap 11			Lap 12			Lap 13			Lap 14			Lap 15		
No	Behind	Laptime	No	Behind	Laptime	No	Behind	Laptime	No	Behind	Laptime	No	Behind	Laptime
9		59.415	9		58.747	9		58.685	9		57.992	9		1:02.379
13	1 LAP	1:05.955	7	1 LAP	1:02.370	7	1 LAP	1:03.701	90	22.275	1:00.061	30	2 LAPS	1:08.483
7	1 LAP	1:02.138	13	1 LAP	1:05.067	14	14.869	1:02.029	13	1 LAP	1:06.930	90	17.905	58.009
19	1 LAP	1:05.126	14	11.525	58.636	13	1 LAP	1:04.028	8	1 LAP	1:04.613	63	1 LAP	56.516
63	8.848	1:00.038	63	12.036	1:01.935	8	1 LAP	1:02.185	27	26.053	1:02.405	15	26.033	59.665
8	1 LAP	1:03.482	19	1 LAP	1:05.364	90	20.206	58.247	15	28.747	1:01.241	14	1 LAP	2:12.107
14	11.636	58.902	8	1 LAP	1:02.511	19	1 LAP	1:05.259	67	29.136	1:01.363	67	27.485	1:00.728
90	20.863	59.935	90	20.644	58.528	27	21.640	59.218	19	1 LAP	1:06.304	7	2 LAPS	2:22.528
27	21.150	1:00.551	27	21.107	58.704	15	25.498	59.669	63	1 LAP	2:14.358	23	1 LAP	1:02.035
15	23.933	1:00.443	15	24.514	59.328	67	25.765	59.382	23	1 LAP	1:03.413	21	53.754	1:02.311
67	24.405	1:01.502	67	25.068	59.410	23	1 LAP	1:03.570	39	53.817	1:04.659	2	1 LAP	2:25.489
23	1 LAP	1:05.490	23	1 LAP	1:04.077	39	47.150	1:03.386	21	53.822	1:01.050	30	1 LAP	1:11.074
40	1 LAP	1:06.935	40	1 LAP	1:04.712	2	49.812	1:06.969	16	1 LAP	1:04.993			
16	1 LAP	1:07.298	2	41.528	1:02.196	16	1 LAP	1:04.798						
39	38.016	1:05.002	39	42.449	1:03.180	21	50.764	1:00.272						
2	38.079	1:04.654	16	1 LAP	1:05.000	40	1 LAP	1:09.120						
30	1 LAP	1:10.396	30	1 LAP	1:06.403	30	1 LAP	1:07.903						
21	48.342	1:20.322	21	49.177	59.582									

Cloth Cap inc XK Challenge

RACE 4 - LAP CHART

Lap 16			Lap 17			Lap 18			Lap 19			Lap 20		
No	Behind	Laptime	No	Behind	Laptime	No	Behind	Laptime	No	Behind	Laptime	No	Behind	Laptime
90		59.733	67		59.415	67		1:00.675	63		55.877	63		55.782
40	3 LAPS	2:27.848	15	1.615	1:02.064	27	1 LAP	59.665	9	1.875	56.353	8	2 LAPS	1:02.425
63	1 LAP	55.247	16	3 LAPS	2:39.127	16	3 LAPS	1:04.256	23	2 LAPS	2:19.111	9	2.879	56.786
14	1 LAP	57.370	27	1 LAP	59.180	90	1 LAP	2:21.619	21	1 LAP	59.388	30	3 LAPS	1:05.374
15	8.043	59.648	7	2 LAPS	1:02.657	7	2 LAPS	1:02.523	14	12.981	57.730	23	2 LAPS	1:02.589
67	9.077	59.230	13	2 LAPS	1:03.109	13	2 LAPS	1:02.394	39	1 LAP	1:01.394	21	1 LAP	59.665
27	1 LAP	2:12.314	23	1 LAP	1:03.076	19	2 LAPS	1:02.782	2	1 LAP	1:01.679	14	14.462	57.263
7	2 LAPS	1:03.046	8	2 LAPS	1:02.575	8	2 LAPS	1:04.313	40	2 LAPS	1:01.883	39	1 LAP	1:01.751
13	2 LAPS	2:21.013	19	2 LAPS	1:01.736	30	3 LAPS	2:40.103	27	29.634	58.270	2	1 LAP	1:02.172
23	1 LAP	1:03.149	63	44.244	55.871	63	39.195	55.626	90	38.488	59.893	27	32.793	58.941
8	2 LAPS	2:24.237	21	1 LAP	2:18.165	9	40.594	55.453	15	42.698	1:01.191	40	2 LAPS	1:02.876
19	2 LAPS	2:21.125	9	45.816	56.246	21	1 LAP	1:00.328	67	42.886	2:17.958	90	43.019	1:00.313
63	56.865	55.402	14	53.443	57.454	14	50.323	57.555	16	2 LAPS	1:04.125	15	47.734	1:00.818
9	58.062	2:15.700	39	1 LAP	1:02.126	39	1 LAP	1:01.599	7	1 LAP	1:02.101	67	47.924	1:00.820
39	1 LAP	2:29.093	2	1 LAP	1:02.682	2	1 LAP	1:01.703	13	1 LAP	1:02.100	16	2 LAPS	1:01.924
2	1 LAP	1:06.302	40	2 LAPS	1:02.798	40	2 LAPS	1:01.761	19	1 LAP	1:01.328	7	1 LAP	1:02.228
40	2 LAPS	1:03.438				27	1:06.436	58.408						
14	1:04.481	58.144				90	1:13.667	1:01.215						

Cloth Cap inc XK Challenge

RACE 4 - LAP CHART

Lap 21			Lap 22			Lap 23			Lap 24			Lap 25		
No	Behind	Laptime	No	Behind	Laptime	No	Behind	Laptime	No	Behind	Laptime	No	Behind	Laptime
63		56.168	63		58.329	63		57.712	63		57.081	63		56.862
13	2 LAPS	1:02.032	9	4.623	59.166	15	1 LAP	1:01.977	67	1 LAP	1:01.827	67	1 LAP	1:01.060
9	3.786	57.075	13	2 LAPS	1:05.175	16	3 LAPS	1:01.825	15	1 LAP	1:00.846	15	1 LAP	1:01.131
19	2 LAPS	1:02.198	19	2 LAPS	1:03.919	9	5.478	58.567	9	7.142	58.745	9	10.119	59.839
8	2 LAPS	1:02.146	8	2 LAPS	1:03.438	19	2 LAPS	1:03.565	16	3 LAPS	1:02.157	16	3 LAPS	1:03.023
14	18.830	1:00.536	14	20.904	1:00.403	13	2 LAPS	1:06.032	19	2 LAPS	1:03.182	19	2 LAPS	1:02.209
30	3 LAPS	1:06.835	21	1 LAP	1:06.230	8	2 LAPS	1:02.729	13	2 LAPS	1:03.602	13	2 LAPS	1:03.586
21	1 LAP	1:01.769	30	3 LAPS	1:08.847	14	24.095	1:00.903	8	2 LAPS	1:04.015	14	30.085	1:00.101
23	2 LAPS	1:03.321	23	2 LAPS	1:07.561	21	1 LAP	1:02.360	14	26.846	59.832	8	2 LAPS	1:04.310
27	35.299	58.674	27	36.423	59.453	23	2 LAPS	1:05.407	21	1 LAP	1:02.364	21	1 LAP	1:01.701
39	1 LAP	1:01.857	39	1 LAP	1:01.910	27	39.027	1:00.316	27	41.797	59.851	27	44.089	59.154
2	1 LAP	1:02.424	2	1 LAP	1:02.709	30	3 LAPS	1:08.148	23	2 LAPS	1:04.141	23	2 LAPS	1:03.867
40	2 LAPS	1:01.722	40	2 LAPS	1:02.887	39	1 LAP	1:04.384	30	3 LAPS	1:05.335	30	3 LAPS	1:06.112
90	46.907	1:00.056	90	49.277	1:00.699	2	1 LAP	1:03.825	39	1 LAP	1:02.723	39	1 LAP	1:03.160
67	52.114	1:00.358	67	56.130	1:02.345	40	2 LAPS	1:03.734	2	1 LAP	1:03.304			
15	54.347	1:02.781				90	52.834	1:01.269	40	2 LAPS	1:02.759			
16	2 LAPS	1:01.723							90	56.180	1:00.427			

Cloth Cap inc XK Challenge

RACE 4 - LAP CHART

Lap 26			Lap 27			Lap 28			Lap 29			Lap 30		
No	Behind	Laptime	No	Behind	Laptime	No	Behind	Laptime	No	Behind	Laptime	No	Behind	Laptime
63		57.895	63		57.046	63		57.273	63		56.793	63		56.950
90	1 LAP	1:01.497	23	3 LAPS	1:03.555	23	3 LAPS	1:01.859	23	3 LAPS	1:02.544	8	3 LAPS	1:04.791
2	2 LAPS	1:03.973	39	2 LAPS	1:02.870	90	1 LAP	1:00.204	90	1 LAP	59.489	21	2 LAPS	1:01.066
40	3 LAPS	1:03.843	90	1 LAP	1:00.256	39	2 LAPS	1:02.372	39	2 LAPS	1:01.677	90	1 LAP	1:01.620
67	1 LAP	1:01.324	30	4 LAPS	1:07.201	2	2 LAPS	1:02.359	2	2 LAPS	1:02.653	23	3 LAPS	1:03.456
9	12.636	1:00.412	2	2 LAPS	1:03.127	40	3 LAPS	1:03.650	40	3 LAPS	1:01.564	39	2 LAPS	1:01.517
15	1 LAP	1:02.487	40	3 LAPS	1:02.931	30	4 LAPS	1:06.657	9	23.879	1:01.536	2	2 LAPS	1:01.658
16	3 LAPS	1:02.429	9	15.252	59.662	9	19.136	1:01.157	67	1 LAP	1:02.852	9	26.577	59.648
19	2 LAPS	1:02.525	67	1 LAP	1:02.438	67	1 LAP	1:01.254	30	4 LAPS	1:07.001	40	3 LAPS	1:02.911
14	31.754	59.564	15	1 LAP	1:05.773	15	1 LAP	1:04.617	16	3 LAPS	1:01.581	67	1 LAP	1:01.659
13	2 LAPS	1:03.819	16	3 LAPS	1:01.853	16	3 LAPS	1:03.495	15	1 LAP	1:02.312	30	4 LAPS	1:05.558
8	2 LAPS	1:03.243	14	33.504	58.796	14	34.904	58.673	14	37.166	59.055	16	3 LAPS	1:01.503
27	45.608	59.414	19	2 LAPS	1:02.683	19	2 LAPS	1:02.225	19	2 LAPS	1:02.030	15	1 LAP	1:00.921
21	1 LAP	1:02.480	13	2 LAPS	1:03.454	13	2 LAPS	1:03.270	27	52.877	59.746	14	39.041	58.825
			8	2 LAPS	1:03.532	8	2 LAPS	1:03.222	13	2 LAPS	1:03.897	19	2 LAPS	1:02.234
			27	47.882	59.320	27	49.924	59.315				27	54.912	58.985
			21	1 LAP	1:01.187	21	1 LAP	1:00.513				13	2 LAPS	1:03.337