



TOP HAT RACE DAY

Mallory Park

24th October 2010



Results Provided by Timing Solutions Ltd
www.tsl-timing.com

Cloth Cap inc XK Challenge

QUALIFYING - RACE 1 - CLASSIFICATION

POS	NO	CL	NAME	ENTRY	TIME	ON	LAPS	GAP	DIFF	MPH
1	3	CCA	Paul CAMPFIELD	Austin Healey 3000	57.181	15	22			84.99
2	21	XKD	Andrew WENMAN	Jaguar XK120	57.539	17	22	0.358	0.358	84.46
3	147	Inv	Jonathan BAILEY	Jaguar D-Type	58.522	22	22	1.341	0.983	83.04
4	67	XKD	Andrew MOORE	Jaguar XK120	58.756	22	23	1.575	0.234	82.71
5	15	XKC	John BURTON	Jaguar XK120 FHC	58.972	14	15	1.791	0.216	82.41
6	50	CCA	SMITHIES / WOOLLEY	Austin Healey 3000	59.324	14	21	2.143	0.352	81.92
7	85	CCA	Stephen BOND	Lotus Elan 26R	59.426	10	16	2.245	0.102	81.78
8	66	CCB	PEARSON / DEVINE	Triumph TR4	59.724	15	16	2.543	0.298	81.37
9	20	XKC	Michael O'SHEA	Jaguar XK150S	1:00.075	22	23	2.894	0.351	80.89
10	62	CCA	WEST / JAMES	Sunbeam Tiger	1:00.323	19	20	3.142	0.248	80.56
11	16	XKC	John Davies ROBERTSON	Jaguar XK140	1:00.874	18	23	3.693	0.551	79.83
12	24	XKC	Chris KEITH-LUCAS	Jaguar XK120 Roadster	1:01.012	19	22	3.831	0.138	79.65
13	13	XKC	ROCHEZ / MILLS	Jaguar XK150 FHC	1:01.910	19	21	4.729	0.898	78.50
14	18	CCA	Robert RAWE	Austin Healey 3000	1:02.363	21	21	5.182	0.453	77.93
15	22	XKC	GOMM / KEITH-LUCAS A	Jaguar XK150	1:02.694	18	20	5.513	0.331	77.51
16	40	XKC	KEITH-LUCAS C / SKIPWORTH	Jaguar XK150S FHC	1:05.128	10	19	7.947	2.434	74.62

Weather / Track : Sunny / Drying

These results are provisional until the conclusion of any judicial and technical matters.

Mallory Park

Circuit Length = 1.3500 miles

Start: 09:32 End: 09:58

Clerk of Course :

Timekeeper :

Cloth Cap inc XK Challenge

QUALIFYING - RACE 1 - LAP ANALYSIS

3 Paul CAMPFIELD		CCA Austin Healey 3000					
1 -	1:05.658	+ 8.477	9:35:24.966	12 -	58.809	+ 1.628	9:47:52.621
2 -	1:02.868	+ 5.687	9:36:27.834	13 -	57.630	+ 0.449	9:48:50.251
3 -	1:01.910	+ 4.729	9:37:29.744	14 -	57.778	+ 0.597	9:49:48.029
4 -	1:01.574	+ 4.393	9:38:31.318	15 -	57.181		9:50:45.210
5 -	1:02.493	+ 5.312	9:39:33.811	16 -	58.598	+ 1.417	9:51:43.808
6 -	1:02.380	+ 5.199	9:40:36.191	17 -	58.817	+ 1.636	9:52:42.625
7 -	1:08.396	+ 11.215	9:41:44.587	18 -	58.115	+ 0.934	9:53:40.740
8 -	1:02.746	+ 5.565	9:42:47.333	19 -	1:08.284	+ 11.103	9:54:49.024
9 -	1:05.584	+ 8.403	9:43:52.917	20 -	1:47.629	+ 50.448	9:56:36.653
10 -	2:01.174	+ 1:03.993	9:45:54.091	21 -	57.505	+ 0.324	9:57:34.158
11 -	59.721	+ 2.540	9:46:53.812	22 -	58.835	+ 1.654	9:58:32.993
13 ROCHEZ / MILLS		XKC Jaguar XK150 FHC					
1 -	1:11.918	+ 10.008	9:35:33.563	12 -	1:04.797	+ 2.887	9:49:11.948
2 -	1:11.201	+ 9.291	9:36:44.764	13 -	1:04.455	+ 2.545	9:50:16.403
3 -	1:07.079	+ 5.169	9:37:51.843	14 -	1:03.083	+ 1.173	9:51:19.486
4 -	1:06.095	+ 4.185	9:38:57.938	15 -	1:02.597	+ 0.687	9:52:22.083
5 -	1:04.894	+ 2.984	9:40:02.832	16 -	1:02.807	+ 0.897	9:53:24.890
6 -	1:05.709	+ 3.799	9:41:08.541	17 -	1:04.033	+ 2.123	9:54:28.923
7 -	1:05.776	+ 3.866	9:42:14.317	18 -	1:02.493	+ 0.583	9:55:31.416
8 -	1:06.093	+ 4.183	9:43:20.410	19 -	1:01.910		9:56:33.326
9 -	1:04.505	+ 2.595	9:44:24.915	20 -	1:02.080	+ 0.170	9:57:35.406
10 -	1:08.187	+ 6.277	9:45:33.102	21 -	1:03.310	+ 1.400	9:58:38.716
11 -	2:34.049	+ 1:32.139	9:48:07.151				
15 John BURTON		XKC Jaguar XK120 FHC					
1 -	1:09.529	+ 10.557	9:35:35.582	9 -	1:00.173	+ 1.201	9:43:50.566
2 -	1:05.556	+ 6.584	9:36:41.138	10 -	1:00.525	+ 1.553	9:44:51.091
3 -	1:04.313	+ 5.341	9:37:45.451	11 -	59.587	+ 0.615	9:45:50.678
4 -	1:02.412	+ 3.440	9:38:47.863	12 -	1:02.377	+ 3.405	9:46:53.055
5 -	1:01.486	+ 2.514	9:39:49.349	13 -	1:00.106	+ 1.134	9:47:53.161
6 -	1:00.409	+ 1.437	9:40:49.758	14 -	58.972		9:48:52.133
7 -	1:00.353	+ 1.381	9:41:50.111	15 -	1:54.480	+ 55.508	9:50:46.613
8 -	1:00.282	+ 1.310	9:42:50.393				
16 John Davies ROBERTSON		XKC Jaguar XK140					
1 -	1:07.590	+ 6.716	9:35:20.289	13 -	1:03.247	+ 2.373	9:48:08.420
2 -	1:07.120	+ 6.246	9:36:27.409	14 -	1:02.758	+ 1.884	9:49:11.178
3 -	1:06.183	+ 5.309	9:37:33.592	15 -	1:03.722	+ 2.848	9:50:14.900
4 -	1:04.368	+ 3.494	9:38:37.960	16 -	1:02.072	+ 1.198	9:51:16.972
5 -	1:04.216	+ 3.342	9:39:42.176	17 -	1:01.463	+ 0.589	9:52:18.435
6 -	1:04.021	+ 3.147	9:40:46.197	18 -	1:00.874		9:53:19.309
7 -	1:03.720	+ 2.846	9:41:49.917	19 -	1:02.200	+ 1.326	9:54:21.509
8 -	1:04.115	+ 3.241	9:42:54.032	20 -	1:02.704	+ 1.830	9:55:24.213
9 -	1:03.229	+ 2.355	9:43:57.261	21 -	1:04.634	+ 3.760	9:56:28.847
10 -	1:02.564	+ 1.690	9:44:59.825	22 -	1:01.425	+ 0.551	9:57:30.272
11 -	1:02.843	+ 1.969	9:46:02.668	23 -	1:02.649	+ 1.775	9:58:32.921
12 -	1:02.505	+ 1.631	9:47:05.173				
18 Robert RAWE		CCA Austin Healey 3000					
1 -	1:08.519	+ 6.156	9:35:48.721	12 -	1:07.168	+ 4.805	9:47:51.207
2 -	1:06.293	+ 3.930	9:36:55.014	13 -	2:18.044	+ 1:15.681	9:50:09.251
3 -	1:06.810	+ 4.447	9:38:01.824	14 -	1:02.916	+ 0.553	9:51:12.167
4 -	1:05.926	+ 3.563	9:39:07.750	15 -	1:02.989	+ 0.626	9:52:15.156
5 -	1:07.785	+ 5.422	9:40:15.535	16 -	1:02.618	+ 0.255	9:53:17.774
6 -	1:05.372	+ 3.009	9:41:20.907	17 -	1:02.711	+ 0.348	9:54:20.485
7 -	1:06.240	+ 3.877	9:42:27.147	18 -	1:02.784	+ 0.421	9:55:23.269
8 -	1:04.526	+ 2.163	9:43:31.673	19 -	1:02.853	+ 0.490	9:56:26.122
9 -	1:04.579	+ 2.216	9:44:36.252	20 -	1:03.636	+ 1.273	9:57:29.758
10 -	1:04.326	+ 1.963	9:45:40.578	21 -	1:02.363		9:58:32.121
11 -	1:03.461	+ 1.098	9:46:44.039				

Weather / Track : Sunny / Drying

Mallory Park
Circuit Length = 1.3500 miles
Start: 09:32 End: 09:58

Cloth Cap inc XK Challenge

QUALIFYING - RACE 1 - LAP ANALYSIS

20 Michael O'SHEA		XKC Jaguar XK150S					
1 -	1:09.789	+ 9.714	9:35:37.359	13 -	1:02.664	+ 2.589	9:48:26.029
2 -	1:06.442	+ 6.367	9:36:43.801	14 -	1:02.231	+ 2.156	9:49:28.260
3 -	1:04.080	+ 4.005	9:37:47.881	15 -	1:02.572	+ 2.497	9:50:30.832
4 -	1:04.522	+ 4.447	9:38:52.403	16 -	1:01.040	+ 0.965	9:51:31.872
5 -	1:05.209	+ 5.134	9:39:57.612	17 -	1:01.196	+ 1.121	9:52:33.068
6 -	1:03.244	+ 3.169	9:41:00.856	18 -	1:01.021	+ 0.946	9:53:34.089
7 -	1:02.821	+ 2.746	9:42:03.677	19 -	1:00.880	+ 0.805	9:54:34.969
8 -	1:03.361	+ 3.286	9:43:07.038	20 -	1:01.655	+ 1.580	9:55:36.624
9 -	1:04.511	+ 4.436	9:44:11.549	21 -	1:00.948	+ 0.873	9:56:37.572
10 -	1:03.226	+ 3.151	9:45:14.775	22 -	1:00.075		9:57:37.647
11 -	1:03.020	+ 2.945	9:46:17.795	23 -	1:01.854	+ 1.779	9:58:39.501
12 -	1:05.570	+ 5.495	9:47:23.365				
21 Andrew WENMAN		XKD Jaguar XK120					
1 -	1:12.983	+ 15.444	9:35:40.791	12 -	1:02.038	+ 4.499	9:46:53.576
2 -	1:07.278	+ 9.739	9:36:48.069	13 -	59.976	+ 2.437	9:47:53.552
3 -	1:03.949	+ 6.410	9:37:52.018	14 -	58.759	+ 1.220	9:48:52.311
4 -	1:03.450	+ 5.911	9:38:55.468	15 -	57.796	+ 0.257	9:49:50.107
5 -	59.527	+ 1.988	9:39:54.995	16 -	58.283	+ 0.744	9:50:48.390
6 -	58.967	+ 1.428	9:40:53.962	17 -	57.539		9:51:45.929
7 -	59.186	+ 1.647	9:41:53.148	18 -	1:00.043	+ 2.504	9:52:45.972
8 -	1:00.998	+ 3.459	9:42:54.146	19 -	1:02.358	+ 4.819	9:53:48.330
9 -	59.406	+ 1.867	9:43:53.552	20 -	59.406	+ 1.867	9:54:47.736
10 -	59.952	+ 2.413	9:44:53.504	21 -	59.050	+ 1.511	9:55:46.786
11 -	58.034	+ 0.495	9:45:51.538	22 -	59.508	+ 1.969	9:56:46.294
22 GOMM / KEITH-LUCAS A		XKC Jaguar XK150					
1 -	1:09.612	+ 6.918	9:35:40.470	11 -	1:07.288	+ 4.594	9:46:42.561
2 -	1:09.014	+ 6.320	9:36:49.484	12 -	2:53.652	+ 1:50.958	9:49:36.213
3 -	1:07.307	+ 4.613	9:37:56.791	13 -	1:11.543	+ 8.849	9:50:47.756
4 -	1:06.268	+ 3.574	9:39:03.059	14 -	1:05.356	+ 2.662	9:51:53.112
5 -	1:05.268	+ 2.574	9:40:08.327	15 -	1:03.731	+ 1.037	9:52:56.843
6 -	1:05.278	+ 2.584	9:41:13.605	16 -	1:07.254	+ 4.560	9:54:04.097
7 -	1:04.972	+ 2.278	9:42:18.577	17 -	1:02.940	+ 0.246	9:55:07.037
8 -	1:05.621	+ 2.927	9:43:24.198	18 -	1:02.694		9:56:09.731
9 -	1:04.889	+ 2.195	9:44:29.087	19 -	1:02.858	+ 0.164	9:57:12.589
10 -	1:06.186	+ 3.492	9:45:35.273	20 -	1:02.827	+ 0.133	9:58:15.416
24 Chris KEITH-LUCAS		XKC Jaguar XK120 Roadster					
1 -	1:08.085	+ 7.073	9:35:46.196	12 -	1:03.825	+ 2.813	9:47:32.657
2 -	1:07.927	+ 6.915	9:36:54.123	13 -	1:03.238	+ 2.226	9:48:35.895
3 -	1:06.028	+ 5.016	9:38:00.151	14 -	1:02.411	+ 1.399	9:49:38.306
4 -	1:04.510	+ 3.498	9:39:04.661	15 -	1:04.000	+ 2.988	9:50:42.306
5 -	1:03.697	+ 2.685	9:40:08.358	16 -	1:04.776	+ 3.764	9:51:47.082
6 -	1:02.803	+ 1.791	9:41:11.161	17 -	1:02.545	+ 1.533	9:52:49.627
7 -	1:03.525	+ 2.513	9:42:14.686	18 -	1:01.471	+ 0.459	9:53:51.098
8 -	1:03.497	+ 2.485	9:43:18.183	19 -	1:01.012		9:54:52.110
9 -	1:02.372	+ 1.360	9:44:20.555	20 -	1:02.277	+ 1.265	9:55:54.387
10 -	1:03.901	+ 2.889	9:45:24.456	21 -	1:01.806	+ 0.794	9:56:56.193
11 -	1:04.376	+ 3.364	9:46:28.832	22 -	1:02.045	+ 1.033	9:57:58.238
40 KEITH-LUCAS C / SKIPWORTH		XKC Jaguar XK150S FHC					
1 -	1:08.836	+ 3.708	9:35:41.874	11 -	1:11.531	+ 6.403	9:46:56.596
2 -	1:10.846	+ 5.718	9:36:52.720	12 -	3:36.295	+ 2:31.167	9:50:32.891
3 -	1:05.732	+ 0.604	9:37:58.452	13 -	1:09.274	+ 4.146	9:51:42.165
4 -	1:08.640	+ 3.512	9:39:07.092	14 -	1:09.426	+ 4.298	9:52:51.591
5 -	1:06.567	+ 1.439	9:40:13.659	15 -	1:11.968	+ 6.840	9:54:03.559
6 -	1:06.868	+ 1.740	9:41:20.527	16 -	1:08.860	+ 3.732	9:55:12.419
7 -	1:06.366	+ 1.238	9:42:26.893	17 -	1:08.752	+ 3.624	9:56:21.171
8 -	1:06.868	+ 1.740	9:43:33.761	18 -	1:08.412	+ 3.284	9:57:29.583
9 -	1:06.176	+ 1.048	9:44:39.937	19 -	1:10.672	+ 5.544	9:58:40.255

Weather / Track : Sunny / Drying

Mallory Park
Circuit Length = 1.3500 miles
Start: 09:32 End: 09:58

Cloth Cap inc XK Challenge

QUALIFYING - RACE 1 - LAP ANALYSIS

10 -	1:05.128		9:45:45.065				
50	SMITHIES / WOOLLEY		CCA Austin Healey 3000				
1 -	1:03.882	+ 4.558	9:35:41.952	12 -	1:05.535	+ 6.211	9:48:39.071
2 -	1:05.035	+ 5.711	9:36:46.987	13 -	1:34.197	+ 34.873	9:50:13.268
3 -	1:02.245	+ 2.921	9:37:49.232	14 -	59.324		9:51:12.592
4 -	1:01.223	+ 1.899	9:38:50.455	15 -	1:01.415	+ 2.091	9:52:14.007
5 -	1:00.244	+ 0.920	9:39:50.699	16 -	1:01.669	+ 2.345	9:53:15.676
6 -	59.824	+ 0.500	9:40:50.523	17 -	1:00.620	+ 1.296	9:54:16.296
7 -	1:00.455	+ 1.131	9:41:50.978	18 -	1:00.561	+ 1.237	9:55:16.857
8 -	1:01.235	+ 1.911	9:42:52.213	19 -	1:00.030	+ 0.706	9:56:16.887
9 -	59.334	+ 0.010	9:43:51.547	20 -	1:00.708	+ 1.384	9:57:17.595
10 -	1:03.216	+ 3.892	9:44:54.763	21 -	1:00.618	+ 1.294	9:58:18.213
11 -	2:38.773	+ 1:39.449	9:47:33.536				
62	WEST / JAMES		CCA Sunbeam Tiger				
1 -	1:09.989	+ 9.666	9:35:39.461	11 -	1:01.284	+ 0.961	9:46:19.601
2 -	1:07.105	+ 6.782	9:36:46.566	12 -	1:03.986	+ 3.663	9:47:23.587
3 -	1:06.322	+ 5.999	9:37:52.888	13 -	3:28.704	+ 2:28.381	9:50:52.291
4 -	1:06.186	+ 5.863	9:38:59.074	14 -	1:03.436	+ 3.113	9:51:55.727
5 -	1:05.337	+ 5.014	9:40:04.411	15 -	1:02.086	+ 1.763	9:52:57.813
6 -	1:05.006	+ 4.683	9:41:09.417	16 -	1:02.030	+ 1.707	9:53:59.843
7 -	1:04.004	+ 3.681	9:42:13.421	17 -	1:00.916	+ 0.593	9:55:00.759
8 -	1:01.958	+ 1.635	9:43:15.379	18 -	1:02.077	+ 1.754	9:56:02.836
9 -	1:01.622	+ 1.299	9:44:17.001	19 -	1:00.323		9:57:03.159
10 -	1:01.316	+ 0.993	9:45:18.317	20 -	1:00.751	+ 0.428	9:58:03.910
66	PEARSON / DEVINE		CCB Triumph TR4				
1 -	1:11.992	+ 12.268	9:35:37.018	9 -	1:01.325	+ 1.601	9:49:22.390
2 -	1:11.301	+ 11.577	9:36:48.319	10 -	1:02.726	+ 3.002	9:50:25.116
3 -	1:08.868	+ 9.144	9:37:57.187	11 -	1:00.377	+ 0.653	9:51:25.493
4 -	1:07.355	+ 7.631	9:39:04.542	12 -	1:00.192	+ 0.468	9:52:25.685
5 -	1:06.251	+ 6.527	9:40:10.793	13 -	1:00.028	+ 0.304	9:53:25.713
6 -	1:09.830	+ 10.106	9:41:20.623	14 -	1:01.014	+ 1.290	9:54:26.727
7 -	5:57.535	+ 4:57.811	9:47:18.158	15 -	59.724		9:55:26.451
8 -	1:02.907	+ 3.183	9:48:21.065	16 -	1:05.788	+ 6.064	9:56:32.239
67	Andrew MOORE		XKD Jaguar XK120				
1 -	1:08.036	+ 9.280	9:35:50.779	13 -	59.516	+ 0.760	9:48:41.827
2 -	1:04.894	+ 6.138	9:36:55.673	14 -	59.755	+ 0.999	9:49:41.582
3 -	1:04.914	+ 6.158	9:38:00.587	15 -	1:01.980	+ 3.224	9:50:43.562
4 -	1:04.531	+ 5.775	9:39:05.118	16 -	1:01.586	+ 2.830	9:51:45.148
5 -	1:03.812	+ 5.056	9:40:08.930	17 -	1:01.562	+ 2.806	9:52:46.710
6 -	1:06.519	+ 7.763	9:41:15.449	18 -	1:02.143	+ 3.387	9:53:48.853
7 -	1:06.153	+ 7.397	9:42:21.602	19 -	59.654	+ 0.898	9:54:48.507
8 -	1:05.582	+ 6.826	9:43:27.184	20 -	59.021	+ 0.265	9:55:47.528
9 -	1:02.373	+ 3.617	9:44:29.557	21 -	58.834	+ 0.078	9:56:46.362
10 -	1:09.458	+ 10.702	9:45:39.015	22 -	58.756		9:57:45.118
11 -	1:02.729	+ 3.973	9:46:41.744	23 -	58.874	+ 0.118	9:58:43.992
12 -	1:00.567	+ 1.811	9:47:42.311				
85	Stephen BOND		CCA Lotus Elan 26R				
1 -	1:07.315	+ 7.889	9:35:46.603	9 -	1:00.695	+ 1.269	9:44:08.243
2 -	1:06.700	+ 7.274	9:36:53.303	10 -	59.426		9:45:07.669
3 -	1:05.591	+ 6.165	9:37:58.894	11 -	1:00.071	+ 0.645	9:46:07.740
4 -	1:02.399	+ 2.973	9:39:01.293	12 -	59.467	+ 0.041	9:47:07.207
5 -	1:02.002	+ 2.576	9:40:03.295	13 -	59.955	+ 0.529	9:48:07.162
6 -	1:03.645	+ 4.219	9:41:06.940	14 -	59.737	+ 0.311	9:49:06.899
7 -	1:00.484	+ 1.058	9:42:07.424	15 -	1:02.651	+ 3.225	9:50:09.550
8 -	1:00.124	+ 0.698	9:43:07.548	16 -	1:01.298	+ 1.872	9:51:10.848
147	Jonathan BAILEY		Inv Jaguar D-Type				
1 -	1:02.520	+ 3.998	9:35:10.563	12 -	1:00.728	+ 2.206	9:46:21.246

Weather / Track : Sunny / Drying

Mallory Park
Circuit Length = 1.3500 miles
Start: 09:32 End: 09:58

Cloth Cap inc XK Challenge


QUALIFYING - RACE 1 - LAP ANALYSIS

2 -	1:00.708	+ 2.186	9:36:11.271	13 -	1:00.663	+ 2.141	9:47:21.909
3 -	1:00.756	+ 2.234	9:37:12.027	14 -	59.106	+ 0.584	9:48:21.015
4 -	1:00.416	+ 1.894	9:38:12.443	15 -	58.565	+ 0.043	9:49:19.580
5 -	1:00.416	+ 1.894	9:39:12.859	16 -	1:04.912	+ 6.390	9:50:24.492
6 -	1:02.015	+ 3.493	9:40:14.874	17 -	3:32.765	+ 2:34.243	9:53:57.257
7 -	1:02.651	+ 4.129	9:41:17.525	18 -	58.829	+ 0.307	9:54:56.086
8 -	1:01.985	+ 3.463	9:42:19.510	19 -	58.786	+ 0.264	9:55:54.872
9 -	1:00.779	+ 2.257	9:43:20.289	20 -	59.658	+ 1.136	9:56:54.530
10 -	1:00.525	+ 2.003	9:44:20.814	21 -	59.232	+ 0.710	9:57:53.762
11 -	59.704	+ 1.182	9:45:20.518	22 -	58.522		9:58:52.284

Weather / Track : Sunny / Drying

Mallory Park
Circuit Length = 1.3500 miles
Start: 09:32 End: 09:58

Cloth Cap inc XK Challenge
RACE 1 - GRID

ROW 8	1:02.694 22 GOMM / KEITH-LUCAS A	1:05.128 40 KEITH-LUCAS C / SKIPWORTH
ROW 7	1:01.910 13 ROCHEZ / MILLS	1:02.363 18 Robert RAWE
ROW 6	1:00.874 16 John Davies ROBERTSON	1:01.012 24 Chris KEITH-LUCAS
ROW 5	1:00.075 20 Michael O'SHEA	1:00.323 62 WEST / JAMES
ROW 4	59.426 85 Stephen BOND	59.724 66 PEARSON / DEVINE
ROW 3	58.972 15 John BURTON	59.324 50 SMITHIES / WOOLLEY
ROW 2	58.522 147 Jonathan BAILEY	58.756 67 Andrew MOORE
ROW 1	57.181 3 Paul CAMPFIELD	57.539 21 Andrew WENMAN
Pole		
		

Mallory Park
 Circuit Length = 1.3500 miles

These results are provisional until the conclusion of any judicial and technical matters.

Clerk of Course :		Timekeeper :
-------------------	--	--------------

Cloth Cap inc XK Challenge

RACE 1 - CLASSIFICATION - AMENDED

POS	NO	CL	NAME	ENTRY	LAPS	TIME	GAP	DIFF	MPH	BEST	ON
1	85	CCB	Stephen BOND	Lotus Elan 26R	47	45:38.569			83.40	55.290	5
2	3	CCA	CAMPFIELD / CAMPFIELD	Austin Healey 3000	47	46:12.686	34.117	34.117	82.38	55.360	31
3	50	CCA	SMITHIES / WOOLLEY	Austin Healey 3000	47	46:28.106	49.537	15.420	81.92	55.977	18
4	67	XKD	Andrew MOORE	Jaguar XK120	46	46:22.226	1 lap	1 lap	80.35	57.438	8
5	21	XKD	Andrew WENMAN	Jaguar XK120	46	46:24.264	1 lap	2.038	80.29	56.169	6
6	15	XKC	John BURTON	Jaguar XK120 FHC	45	45:45.169	2 laps	1 lap	79.66	57.705	29
7	62	CCA	WEST / JAMES	Sunbeam Tiger	45	46:01.476	2 laps	16.307	79.19	58.514	13
8	147	Inv	Jonathan BAILEY	Jaguar D-Type	45	46:25.065	2 laps	23.589	78.52	56.690	38
9	18	CCA	Robert RAWE	Austin Healey 3000	44	45:48.554	3 laps	1 lap	77.80	58.574	43
10	13	XKC	ROCHEZ / MILLS	Jaguar XK150 FHC	44	46:05.144	3 laps	16.590	77.33	59.215	35
11	16	XKC	John Davies ROBERTSON	Jaguar XK140	44	46:15.722	3 laps	10.578	77.03	1:00.007	32
12	22	XKC	GOMM / KEITH-LUCAS A	Jaguar XK150	44	46:32.448	3 laps	16.726	76.57	58.738	43
13	40	XKC	KEITH-LUCAS C / SKIPWORTH	Jaguar XK150S FHC	42	46:24.950	5 laps	2 laps	73.29	1:02.113	36
14	20	XKC	Michael O'SHEA	Jaguar XK150S	40	40:48.446	7 laps	2 laps	79.39	57.771	33
15	24	XKC	Chris KEITH-LUCAS	Jaguar XK120 Roadster	37	39:03.182	10 laps	3 laps	76.74	59.256	23

FASTEST LAP

85	CCB	Stephen BOND	Lotus Elan 26R	5	55.290	87.89 mph	141.46 kph
3	CCA	CAMPFIELD / CAMPFIELD	Austin Healey 3000	31	55.360	87.78 mph	141.28 kph
21	XKD	Andrew WENMAN	Jaguar XK120	6	56.169	86.52 mph	139.24 kph
147	Inv	Jonathan BAILEY	Jaguar D-Type	38	56.690	85.72 mph	137.96 kph
15	XKC	John BURTON	Jaguar XK120 FHC	29	57.705	84.22 mph	135.54 kph

Amended Result - Car No.85 - change of Class

Weather / Track : Bright / Dry

These results are provisional until the conclusion of any judicial and technical matters.

Mallory Park

Circuit Length = 1.3500 miles

Start: 12:56 End: 13:43

Clerk of Course :	Timekeeper :
-------------------	--------------

Cloth Cap inc XK Challenge

RACE 1 - LAP CHART

Lap 1			Lap 2			Lap 3			Lap 4			Lap 5		
No	Behind	Laptime	No	Behind	Laptime	No	Behind	Laptime	No	Behind	Laptime	No	Behind	Laptime
3		1:00.236	50		57.727	50		56.720	50		56.831	50		56.765
50	0.615	1:00.851	3	0.815	59.157	21	3.276	58.978	21	3.080	56.635	85	2.085	55.290
21	1.034	1:01.270	21	1.018	58.326	85	3.728	58.274	85	3.560	56.663	21	2.897	56.582
147	1.652	1:01.888	147	2.167	58.857	3	4.453	1:00.358	3	5.932	58.310	67	8.802	59.021
67	2.193	1:02.429	85	2.174	57.953	67	4.777	58.710	67	6.546	58.600	3	9.256	1:00.089
85	2.563	1:02.799	67	2.787	58.936	15	7.657	1:00.228	15	9.925	59.099	15	12.556	59.396
15	3.683	1:03.919	15	4.149	58.808	20	9.411	1:00.175	20	11.547	58.967	20	13.988	59.206
20	4.634	1:04.870	20	5.956	59.664	62	9.711	1:00.089	62	12.016	59.136	62	14.334	59.083
62	5.115	1:05.351	62	6.342	59.569	24	11.688	1:00.588	24	14.915	1:00.058	24	18.244	1:00.094
24	6.526	1:06.762	24	7.820	59.636	16	13.820	1:00.631	16	17.751	1:00.762	16	21.883	1:00.897
16	7.670	1:07.906	16	9.909	1:00.581	13	15.535	1:01.143	13	19.517	1:00.813	13	24.337	1:01.585
13	8.922	1:09.158	13	11.112	1:00.532	18	16.547	1:01.058	18	20.186	1:00.470	18	25.018	1:01.597
18	9.735	1:09.971	18	12.209	1:00.816	22	21.786	1:02.576	22	27.458	1:02.503	147	1 LAP	1:41.282
22	11.767	1:12.003	22	15.930	1:02.505	40	29.147	1:05.824	40	37.462	1:05.146	22	33.543	1:02.850
40	14.292	1:14.528	40	20.043	1:04.093	147	41.978	1:36.531				40	45.931	1:05.234

Weather / Track : Bright / Dry

Mallory Park
 Circuit Length = 1.3500 miles
 Start: 12:56 End: 13:43

Cloth Cap inc XK Challenge

RACE 1 - LAP CHART

Lap 6			Lap 7			Lap 8			Lap 9			Lap 10		
No	Behind	Laptime	No	Behind	Laptime	No	Behind	Laptime	No	Behind	Laptime	No	Behind	Laptime
50		56.622	50		56.797	50		57.240	50		57.072	50		57.083
85	0.945	55.482	85	0.472	56.324	85	0.622	57.390	85	0.659	57.109	85	0.277	56.701
21	2.444	56.169	21	1.996	56.349	21	1.652	56.896	21	1.133	56.553	22	1 LAP	1:04.117
67	10.645	58.465	67	12.045	58.197	40	1 LAP	1:05.135	40	1 LAP	1:04.400	21	0.646	56.596
3	11.411	58.777	3	13.482	58.868	67	12.243	57.438	67	13.285	58.114	67	13.673	57.471
15	15.618	59.684	15	18.160	59.339	3	14.599	58.357	3	16.069	58.542	3	17.355	58.369
20	16.464	59.098	20	19.075	59.408	20	20.752	58.917	20	22.865	59.185	40	1 LAP	1:04.464
62	16.936	59.224	62	19.583	59.444	15	21.522	1:00.602	15	22.995	58.545	20	24.009	58.227
24	21.812	1:00.190	24	25.411	1:00.396	62	21.908	59.565	62	23.700	58.864	15	24.430	58.518
16	26.005	1:00.744	16	30.187	1:00.979	24	29.447	1:01.276	24	33.584	1:01.209	62	25.394	58.777
13	29.083	1:01.368	13	33.231	1:00.945	16	33.522	1:00.575	16	37.573	1:01.123	24	37.043	1:00.542
18	29.600	1:01.204	18	33.869	1:01.066	13	36.595	1:00.604	13	40.418	1:00.895	16	41.502	1:01.012
147	1 LAP	59.373	147	1 LAP	58.692	18	37.291	1:00.662	147	1 LAP	1:00.087	147	1 LAP	58.941
22	39.312	1:02.391	22	44.859	1:02.344	147	1 LAP	1:00.758	18	41.455	1:01.236	13	44.714	1:01.379
40	54.328	1:05.019				22	50.502	1:02.883				18	45.391	1:01.019

Weather / Track : Bright / Dry

Mallory Park
 Circuit Length = 1.3500 miles
 Start: 12:56 End: 13:43

Cloth Cap inc XK Challenge

RACE 1 - LAP CHART

Lap 11			Lap 12			Lap 13			Lap 14			Lap 15		
No	Behind	Laptime	No	Behind	Laptime	No	Behind	Laptime	No	Behind	Laptime	No	Behind	Laptime
50		56.547	50		56.453	50		56.653	50		57.862	50		56.239
85	0.286	56.556	85	0.402	56.569	85	0.424	56.675	85	0.836	58.274	85	2.060	57.463
21	1.561	57.462	21	2.767	57.659	21	3.358	57.244	18	1 LAP	1:02.256	16	1 LAP	1:01.688
22	1 LAP	1:04.221	22	1 LAP	1:02.820	67	18.531	58.487	21	3.236	57.740	13	1 LAP	1:00.954
67	15.066	57.940	67	16.697	58.084	22	1 LAP	1:03.777	67	18.787	58.118	18	1 LAP	1:00.837
3	19.186	58.378	3	21.200	58.467	3	23.057	58.510	3	23.938	58.743	21	6.054	59.057
20	26.711	59.249	20	29.307	59.049	20	31.649	58.995	22	1 LAP	1:02.859	67	20.681	58.133
15	27.323	59.440	15	29.580	58.710	15	31.779	58.852	20	32.339	58.552	3	26.427	58.728
62	28.314	59.467	62	31.601	59.740	62	33.462	58.514	15	32.660	58.743	22	1 LAP	1:02.383
40	1 LAP	1:05.026	40	1 LAP	1:04.416	40	1 LAP	1:04.128	62	35.124	59.524	20	34.491	58.391
24	41.037	1:00.541	24	45.266	1:00.682	24	48.629	1:00.016	147	1 LAP	59.552	15	34.819	58.398
147	1 LAP	59.410	147	1 LAP	58.337	147	1 LAP	57.936	40	1 LAP	1:04.474	62	38.408	59.523
16	46.980	1:02.025	16	51.285	1:00.758	16	56.210	1:01.578	24	52.483	1:01.716	147	1 LAP	57.658
13	48.916	1:00.749	13	52.680	1:00.217	13	57.488	1:01.461						
18	49.836	1:00.992	18	53.584	1:00.201									

Weather / Track : Bright / Dry

Mallory Park
 Circuit Length = 1.3500 miles
 Start: 12:56 End: 13:43

Cloth Cap inc XK Challenge

RACE 1 - LAP CHART

Lap 16			Lap 17			Lap 18			Lap 19			Lap 20		
No	Behind	Laptime	No	Behind	Laptime	No	Behind	Laptime	No	Behind	Laptime	No	Behind	Laptime
50		56.982	50		56.067	50		55.977	50		56.100	50		56.907
24	1 LAP	1:01.673	85	2.901	56.452	85	2.379	55.455	85	1.898	55.619	147	2 LAPS	59.151
85	2.516	57.438	24	1 LAP	1:01.269	24	1 LAP	1:01.014	24	1 LAP	1:00.613	85	1.548	56.557
40	2 LAPS	1:06.077	21	9.282	58.521	21	12.064	58.759	21	17.250	1:01.286	22	2 LAPS	1:04.553
21	6.828	57.756	16	1 LAP	1:00.874	16	1 LAP	1:00.634	16	1 LAP	1:02.461	24	1 LAP	1:01.265
16	1 LAP	1:01.118	40	2 LAPS	1:05.390	40	2 LAPS	1:03.507	13	1 LAP	1:00.550	13	1 LAP	1:01.174
13	1 LAP	1:01.279	13	1 LAP	1:01.270	13	1 LAP	1:02.622	18	1 LAP	1:01.668	18	1 LAP	1:00.772
18	1 LAP	1:01.111	18	1 LAP	1:01.000	18	1 LAP	1:01.829	67	28.654	58.778	67	30.574	58.827
67	22.088	58.389	67	24.177	58.156	67	25.976	57.776	40	2 LAPS	1:04.440	40	2 LAPS	1:03.553
3	28.023	58.578	3	33.332	1:01.376	20	42.334	58.812	15	45.177	58.683	15	46.002	57.732
20	36.480	58.971	20	39.499	59.086	15	42.594	58.898	20	45.666	59.432	20	47.122	58.363
15	36.657	58.820	15	39.673	59.083	62	47.495	59.067	62	50.388	58.993	3	1 LAP	55.759
22	1 LAP	1:02.897	62	44.405	59.784	147	1 LAP	57.520	3	1 LAP	2:11.003	62	52.310	58.829
62	40.688	59.262	22	1 LAP	1:05.694	22	1 LAP	1:02.898						
147	1 LAP	57.491	147	1 LAP	57.302									

Weather / Track : Bright / Dry

Mallory Park
 Circuit Length = 1.3500 miles
 Start: 12:56 End: 13:43

Cloth Cap inc XK Challenge

RACE 1 - LAP CHART

Lap 21			Lap 22			Lap 23			Lap 24			Lap 25		
No	Behind	Laptime	No	Behind	Laptime	No	Behind	Laptime	No	Behind	Laptime	No	Behind	Laptime
50		56.342	50		56.444	50		56.715	50		56.978	50		58.138
85	0.875	55.669	85	0.490	56.059	85	0.414	56.639	85	0.707	57.271	20	1 LAP	1:00.255
147	2 LAPS	58.197	147	2 LAPS	57.378	62	1 LAP	1:01.775	16	3 LAPS	1:02.089	85	0.842	58.273
22	2 LAPS	1:01.975	22	2 LAPS	1:01.332	147	2 LAPS	57.430	13	3 LAPS	2:17.402	24	3 LAPS	1:01.438
24	1 LAP	1:01.853	21	2 LAPS	2:54.831	21	2 LAPS	57.319	147	2 LAPS	58.187	16	3 LAPS	1:00.831
67	35.155	1:00.923	67	37.860	59.149	22	2 LAPS	1:02.453	21	2 LAPS	57.603	13	3 LAPS	1:00.848
13	1 LAP	1:02.678	18	1 LAP	59.755	18	1 LAP	1:02.374	3	1 LAP	55.936	67	2 LAPS	2:21.631
18	1 LAP	1:02.454	20	51.687	59.179	3	1 LAP	56.604				147	2 LAPS	59.835
40	2 LAPS	1:04.202	15	52.157	1:00.477	24	2 LAPS	2:22.981				15	2 LAPS	2:12.825
15	48.124	58.464	3	1 LAP	58.209	20	55.472	1:00.500				21	2 LAPS	57.828
16	2 LAPS	2:18.209	16	2 LAPS	1:01.877							40	4 LAPS	2:25.566
20	48.952	58.172	40	2 LAPS	1:07.600							62	2 LAPS	2:25.883
3	1 LAP	55.666										22	3 LAPS	2:19.742
62	54.610	58.642										3	1 LAP	55.509

Weather / Track : Bright / Dry

Mallory Park
 Circuit Length = 1.3500 miles
 Start: 12:56 End: 13:43

Cloth Cap inc XK Challenge

RACE 1 - LAP CHART

Lap 26			Lap 27			Lap 28			Lap 29			Lap 30		
No	Behind	Laptime	No	Behind	Laptime	No	Behind	Laptime	No	Behind	Laptime	No	Behind	Laptime
85		56.133	85		55.926	85		56.100	85		2:09.766	85		55.823
50	0.048	57.023	20	1 LAP	59.705	22	4 LAPS	1:00.774	24	2 LAPS	1:00.987	24	2 LAPS	59.675
20	1 LAP	58.667	24	3 LAPS	59.968	24	3 LAPS	1:01.500	18	2 LAPS	1:00.589	67	1 LAP	59.355
24	3 LAPS	59.256	18	3 LAPS	59.896	18	3 LAPS	59.383	67	1 LAP	1:00.605	18	2 LAPS	1:00.326
18	3 LAPS	2:14.030	16	3 LAPS	1:01.711	67	2 LAPS	58.033	15	1 LAP	58.103	15	1 LAP	57.705
16	3 LAPS	1:00.616	67	2 LAPS	1:00.492	16	3 LAPS	1:00.723	16	2 LAPS	1:01.400	50	14.876	58.735
13	3 LAPS	1:01.511	13	3 LAPS	1:01.036	13	3 LAPS	1:00.691	50	11.964	59.637	21	1 LAP	58.395
67	2 LAPS	59.497	15	2 LAPS	58.649	15	2 LAPS	58.563	13	2 LAPS	1:00.993	147	2 LAPS	58.895
15	2 LAPS	58.689	21	2 LAPS	57.424	50	1 LAP	2:15.926	21	1 LAP	58.500	16	2 LAPS	1:01.506
21	2 LAPS	57.763	147	3 LAPS	2:12.741	21	2 LAPS	56.745	147	2 LAPS	57.783	13	2 LAPS	1:01.399
40	4 LAPS	1:03.494	62	2 LAPS	1:00.819	147	3 LAPS	57.274	20	1 LAP	1:00.246	20	1 LAP	58.624
62	2 LAPS	59.645	40	4 LAPS	1:03.889	62	2 LAPS	59.893	3	28.637	55.567	3	28.367	55.553
3	1 LAP	55.591	3	1 LAP	55.742	3	1 LAP	55.507	62	1 LAP	58.894	62	1 LAP	59.499
22	3 LAPS	1:01.576				40	4 LAPS	1:03.752	40	3 LAPS	1:03.753	40	3 LAPS	1:04.454
						22	3 LAPS	1:00.004	22	2 LAPS	59.382			

Weather / Track : Bright / Dry

Mallory Park
 Circuit Length = 1.3500 miles
 Start: 12:56 End: 13:43

Cloth Cap inc XK Challenge

RACE 1 - LAP CHART

Lap 31			Lap 32			Lap 33			Lap 34			Lap 35		
No	Behind	Laptime	No	Behind	Laptime	No	Behind	Laptime	No	Behind	Laptime	No	Behind	Laptime
85		56.896	85		56.203	85		56.008	85		55.946	85		55.746
22	3 LAPS	1:02.346	22	3 LAPS	1:01.434	22	3 LAPS	59.234	22	3 LAPS	59.727	22	3 LAPS	59.216
67	1 LAP	58.782	40	4 LAPS	1:04.485	40	4 LAPS	1:04.375	67	1 LAP	59.904	67	1 LAP	57.980
24	2 LAPS	1:00.180	67	1 LAP	58.122	67	1 LAP	59.926	15	1 LAP	1:00.595	15	1 LAP	58.156
18	2 LAPS	59.615	24	2 LAPS	1:00.070	15	1 LAP	1:00.057	40	4 LAPS	1:04.420	50	27.720	58.541
15	1 LAP	58.602	18	2 LAPS	59.902	24	2 LAPS	1:01.703	50	24.925	59.065	21	1 LAP	58.829
50	15.825	57.845	15	1 LAP	59.815	50	21.806	1:00.825	21	1 LAP	59.134	147	2 LAPS	58.781
21	1 LAP	57.989	50	16.989	57.367	18	2 LAPS	1:02.174	147	2 LAPS	59.054	3	29.629	56.475
147	2 LAPS	57.239	21	1 LAP	57.635	21	1 LAP	1:00.655	24	2 LAPS	1:02.508	24	2 LAPS	1:01.221
16	2 LAPS	1:00.664	147	2 LAPS	57.081	147	2 LAPS	1:00.402	18	2 LAPS	1:02.791	40	4 LAPS	1:05.262
20	1 LAP	1:00.215	20	1 LAP	1:00.333	3	27.052	55.755	3	28.900	57.794	18	2 LAPS	1:01.457
13	2 LAPS	1:01.463	16	2 LAPS	1:02.228	20	1 LAP	59.282	20	1 LAP	57.771	20	1 LAP	59.546
3	26.831	55.360	3	27.305	56.677	16	2 LAPS	1:00.365	16	2 LAPS	1:00.007	16	2 LAPS	1:00.682
62	1 LAP	59.547	13	2 LAPS	1:01.857	13	2 LAPS	59.871	13	2 LAPS	1:00.200	13	2 LAPS	1:00.737
			62	1 LAP	59.274	62	1 LAP	59.275	62	1 LAP	58.971	62	1 LAP	59.038

Weather / Track : Bright / Dry

Mallory Park
 Circuit Length = 1.3500 miles
 Start: 12:56 End: 13:43

Cloth Cap inc XK Challenge

RACE 1 - LAP CHART

Lap 36			Lap 37			Lap 38			Lap 39			Lap 40		
No	Behind	Laptime	No	Behind	Laptime	No	Behind	Laptime	No	Behind	Laptime	No	Behind	Laptime
85		55.675	85		55.856	85		55.610	85		56.215	85		57.526
22	3 LAPS	59.387	62	2 LAPS	59.610	62	2 LAPS	59.177	62	2 LAPS	58.813	24	3 LAPS	1:03.398
67	1 LAP	57.662	22	3 LAPS	59.379	22	3 LAPS	59.726	22	3 LAPS	59.393	40	5 LAPS	1:02.524
50	30.183	58.138	67	1 LAP	58.527	67	1 LAP	57.935	3	30.834	56.592	16	3 LAPS	1:02.533
3	30.378	56.424	3	30.560	56.038	3	30.457	55.507	67	1 LAP	58.758	62	2 LAPS	59.015
15	1 LAP	59.782	147	2 LAPS	57.918	147	2 LAPS	56.835	147	2 LAPS	58.290	3	30.022	56.714
147	2 LAPS	58.270	50	34.475	1:00.148	50	36.941	58.076	50	39.092	58.366	22	3 LAPS	1:00.292
21	1 LAP	59.908	15	1 LAP	1:00.227	21	1 LAP	58.747	21	1 LAP	57.795	67	1 LAP	58.999
18	2 LAPS	59.691	21	1 LAP	58.679	15	1 LAP	59.570	15	1 LAP	58.468	147	2 LAPS	56.690
24	2 LAPS	1:01.025	18	2 LAPS	59.163	18	2 LAPS	59.266	20	1 LAP	58.841	50	40.050	58.484
20	1 LAP	59.990	20	1 LAP	59.255	20	1 LAP	59.053	18	2 LAPS	1:00.208	21	1 LAP	57.411
40	4 LAPS	1:03.163	24	2 LAPS	1:02.303	24	2 LAPS	1:03.662	13	2 LAPS	59.304	15	1 LAP	58.947
16	2 LAPS	1:00.615	40	4 LAPS	1:02.689	13	2 LAPS	59.862				20	1 LAP	58.241
13	2 LAPS	1:00.212	13	2 LAPS	59.215	40	4 LAPS	1:02.719				18	2 LAPS	58.959
			16	2 LAPS	1:00.969	16	2 LAPS	1:00.979						

Weather / Track : Bright / Dry

Mallory Park
 Circuit Length = 1.3500 miles
 Start: 12:56 End: 13:43

Cloth Cap inc XK Challenge

RACE 1 - LAP CHART

Lap 41			Lap 42			Lap 43			Lap 44			Lap 45		
No	Behind	Laptime	No	Behind	Laptime	No	Behind	Laptime	No	Behind	Laptime	No	Behind	Laptime
85		57.501	85		55.940	85		56.974	85		56.643	85		56.691
13	3 LAPS	1:00.844	13	3 LAPS	1:01.259	13	3 LAPS	1:00.143	18	3 LAPS	1:00.547	18	3 LAPS	59.789
40	5 LAPS	1:02.113	62	2 LAPS	58.985	62	2 LAPS	58.865	13	3 LAPS	1:01.138	62	2 LAPS	58.820
16	3 LAPS	1:02.199	40	5 LAPS	1:03.340	16	3 LAPS	1:00.860	62	2 LAPS	58.989	13	3 LAPS	1:01.806
62	2 LAPS	58.798	16	3 LAPS	1:02.975	40	5 LAPS	1:02.475	16	3 LAPS	1:00.998	16	3 LAPS	1:01.239
3	30.173	57.652	3	31.962	57.729	3	33.097	58.109	40	5 LAPS	1:02.889	40	5 LAPS	1:02.520
67	1 LAP	58.022	67	1 LAP	58.562	67	1 LAP	58.559	3	34.246	57.792	3	34.231	56.676
22	3 LAPS	1:00.449	147	2 LAPS	58.116	147	2 LAPS	57.958	67	1 LAP	57.993	67	1 LAP	58.065
147	2 LAPS	58.233	22	3 LAPS	1:00.586	21	1 LAP	57.449	147	2 LAPS	57.764	147	2 LAPS	58.101
21	1 LAP	57.857	21	1 LAP	56.563	22	3 LAPS	1:00.194	21	1 LAP	57.377	21	1 LAP	57.734
50	41.636	59.087	50	43.961	58.265	50	45.267	58.280	50	47.318	58.694	50	48.709	58.082
15	1 LAP	59.668	15	1 LAP	59.589	15	1 LAP	1:00.178	22	3 LAPS	1:00.212	22	3 LAPS	59.456
20	1 LAP	58.902	18	2 LAPS	59.863				15	1 LAP	1:00.032			
18	2 LAPS	59.041												

Weather / Track : Bright / Dry

Mallory Park
 Circuit Length = 1.3500 miles
 Start: 12:56 End: 13:43

Cloth Cap inc XK Challenge

RACE 1 - LAP CHART

Lap 46			Lap 47		
No	Behind	Laptime	No	Behind	Laptime
85		57.363	85		57.074
15	2 LAPS	1:00.996	15	2 LAPS	1:01.268
18	3 LAPS	58.574	18	3 LAPS	59.482
62	2 LAPS	58.634	62	2 LAPS	59.002
13	3 LAPS	59.838	13	3 LAPS	1:00.962
16	3 LAPS	1:00.974	3	34.117	57.699
3	33.492	56.624	16	3 LAPS	1:01.232
40	5 LAPS	1:03.086	67	1 LAP	59.007
67	1 LAP	57.971	21	1 LAP	58.719
21	1 LAP	57.865	40	5 LAPS	1:03.817
147	2 LAPS	59.374	147	2 LAPS	59.187
50	48.827	57.481	50	49.537	57.784
22	3 LAPS	58.738	22	3 LAPS	58.973

Weather / Track : Bright / Dry

Mallory Park
Circuit Length = 1.3500 miles
Start: 12:56 End: 13:43

Pre-66 Touring Cars

QUALIFYING - RACE 2 - CLASSIFICATION

POS	NO	CL	NAME	ENTRY	TIME	ON	LAPS	GAP	DIFF	MPH
1	23	THHS	Roger COPE	BMW 2800Ti	57.262	23	25			84.87
2	82	THHS	POCHCIOL / WRIGLEY	Ford Lotus Cortina Mk 1	57.274	20	22	0.012	0.012	84.85
3	96	THHS	PEARSON / DEVINE	Ford Lotus Cortina Mk 1	57.384	17	21	0.122	0.110	84.69
4	72	THD	HARRISON / WILLIAMS	Austin Mini Cooper S	57.623	21	22	0.361	0.239	84.34
5	68	THHS	STEELE / BUXTON	Ford Lotus Cortina Mk 1	57.732	9	22	0.470	0.109	84.18
6	45	THA	Robert HARTLEY	Ford Mustang GT350	57.992	13	14	0.730	0.260	83.80
7	6	THA	Henry MANN	Ford Mustang	58.121	15	16	0.859	0.129	83.61
8	54	THHS	Ivor MILLER	Ford Lotus Cortina Mk 1	58.437	14	16	1.175	0.316	83.16
9	58	THD	Marc EARNSHAW	Austin Mini Cooper S	58.473	19	24	1.211	0.036	83.11
10	71	THHS	Tim HARBER	Austin Mini Cooper S	58.888	11	17	1.626	0.415	82.52
11	177	THD	WATSON / EBDON	Austin Mini Cooper S	59.027	13	22	1.765	0.139	82.33
12	12	THHS	Richard FRANKEL	Alfa Romeo GTA	1:00.825	9	16	3.563	1.798	79.90
13	89	THA	David WENMAN	Ford Mustang 350 GTH	1:01.167	8	20	3.905	0.342	79.45
14	57	THD	William WARD	Austin Mini Cooper S	1:02.039	21	23	4.777	0.872	78.33

Weather / Track : Sunny / Drying

These results are provisional until the conclusion of any judicial and technical matters.

Mallory Park

Circuit Length = 1.3500 miles

Start: 10:05 End: 10:32

Clerk of Course :

Timekeeper :

Pre-66 Touring Cars

QUALIFYING - RACE 2 - LAP ANALYSIS

6	Henry MANN		THA Ford Mustang				
1 -	1:03.641	+ 5.520	10:07:58.256	9 -	58.666	+ 0.545	10:15:51.997
2 -	1:00.054	+ 1.933	10:08:58.310	10 -	58.322	+ 0.201	10:16:50.319
3 -	1:00.002	+ 1.881	10:09:58.312	11 -	58.256	+ 0.135	10:17:48.575
4 -	59.489	+ 1.368	10:10:57.801	12 -	59.620	+ 1.499	10:18:48.195
5 -	59.133	+ 1.012	10:11:56.934	13 -	59.586	+ 1.465	10:19:47.781
6 -	59.152	+ 1.031	10:12:56.086	14 -	58.682	+ 0.561	10:20:46.463
7 -	58.997	+ 0.876	10:13:55.083	15 -	58.121		10:21:44.584
8 -	58.248	+ 0.127	10:14:53.331	16 -	1:06.883	+ 8.762	10:22:51.467
12	Richard FRANKEL		THHS Alfa Romeo GTA				
1 -	1:07.239	+ 6.414	10:10:02.978	9 -	1:00.825		10:21:03.306
2 -	1:05.127	+ 4.302	10:11:08.105	10 -	1:04.542	+ 3.717	10:22:07.848
3 -	1:01.885	+ 1.060	10:12:09.990	11 -	1:01.046	+ 0.221	10:23:08.894
4 -	1:02.717	+ 1.892	10:13:12.707	12 -	1:05.068	+ 4.243	10:24:13.962
5 -	1:03.739	+ 2.914	10:14:16.446	13 -	1:06.012	+ 5.187	10:25:19.974
6 -	1:02.846	+ 2.021	10:15:19.292	14 -	1:01.358	+ 0.533	10:26:21.332
7 -	3:41.487	+ 2:40.662	10:19:00.779	15 -	1:01.250	+ 0.425	10:27:22.582
8 -	1:01.702	+ 0.877	10:20:02.481	16 -	1:03.038	+ 2.213	10:28:25.620
23	Roger COPE		THHS BMW 2800Ti				
1 -	1:05.882	+ 8.620	10:08:01.216	14 -	58.753	+ 1.491	10:20:47.672
2 -	58.571	+ 1.309	10:08:59.787	15 -	58.776	+ 1.514	10:21:46.448
3 -	59.479	+ 2.217	10:09:59.266	16 -	1:04.510	+ 7.248	10:22:50.958
4 -	57.798	+ 0.536	10:10:57.064	17 -	59.109	+ 1.847	10:23:50.067
5 -	58.341	+ 1.079	10:11:55.405	18 -	1:01.497	+ 4.235	10:24:51.564
6 -	59.225	+ 1.963	10:12:54.630	19 -	58.847	+ 1.585	10:25:50.411
7 -	59.196	+ 1.934	10:13:53.826	20 -	58.092	+ 0.830	10:26:48.503
8 -	58.935	+ 1.673	10:14:52.761	21 -	57.755	+ 0.493	10:27:46.258
9 -	57.748	+ 0.486	10:15:50.509	22 -	57.727	+ 0.465	10:28:43.985
10 -	58.285	+ 1.023	10:16:48.794	23 -	57.262		10:29:41.247
11 -	58.887	+ 1.625	10:17:47.681	24 -	58.210	+ 0.948	10:30:39.457
12 -	1:00.402	+ 3.140	10:18:48.083	25 -	1:05.102	+ 7.840	10:31:44.559
13 -	1:00.836	+ 3.574	10:19:48.919				
45	Robert HARTLEY		THA Ford Mustang GT350				
1 -	1:04.891	+ 6.899	10:08:13.373	8 -	59.223	+ 1.231	10:24:58.588
2 -	1:00.728	+ 2.736	10:09:14.101	9 -	58.853	+ 0.861	10:25:57.441
3 -	1:04.179	+ 6.187	10:10:18.280	10 -	59.830	+ 1.838	10:26:57.271
4 -	1:01.410	+ 3.418	10:11:19.690	11 -	59.101	+ 1.109	10:27:56.372
5 -	1:04.031	+ 6.039	10:12:23.721	12 -	58.190	+ 0.198	10:28:54.562
6 -	10:36.931	+ 9:38.939	10:23:00.652	13 -	57.992		10:29:52.554
7 -	58.713	+ 0.721	10:23:59.365	14 -	58.098	+ 0.106	10:30:50.652
54	Ivor MILLER		THHS Ford Lotus Cortina Mk 1				
1 -	1:05.956	+ 7.519	10:08:07.648	9 -	58.683	+ 0.246	10:16:12.610
2 -	1:01.926	+ 3.489	10:09:09.574	10 -	59.237	+ 0.800	10:17:11.847
3 -	1:02.643	+ 4.206	10:10:12.217	11 -	58.650	+ 0.213	10:18:10.497
4 -	1:01.947	+ 3.510	10:11:14.164	12 -	59.107	+ 0.670	10:19:09.604
5 -	59.661	+ 1.224	10:12:13.825	13 -	59.137	+ 0.700	10:20:08.741
6 -	1:00.818	+ 2.381	10:13:14.643	14 -	58.437		10:21:07.178
7 -	59.953	+ 1.516	10:14:14.596	15 -	59.291	+ 0.854	10:22:06.469
8 -	59.331	+ 0.894	10:15:13.927	16 -	1:00.035	+ 1.598	10:23:06.504
57	William WARD		THD Austin Mini Cooper S				
1 -	1:08.957	+ 6.918	10:08:15.486	13 -	1:02.178	+ 0.139	10:21:01.017
2 -	1:05.386	+ 3.347	10:09:20.872	14 -	1:07.661	+ 5.622	10:22:08.678
3 -	1:02.919	+ 0.880	10:10:23.791	15 -	1:05.189	+ 3.150	10:23:13.867
4 -	1:02.564	+ 0.525	10:11:26.355	16 -	1:04.146	+ 2.107	10:24:18.013
5 -	1:03.559	+ 1.520	10:12:29.914	17 -	1:06.430	+ 4.391	10:25:24.443
6 -	1:05.258	+ 3.219	10:13:35.172	18 -	1:02.950	+ 0.911	10:26:27.393
7 -	1:04.437	+ 2.398	10:14:39.609	19 -	1:02.047	+ 0.008	10:27:29.440

Weather / Track : Sunny / Drying

Mallory Park
Circuit Length = 1.3500 miles
Start: 10:05 End: 10:32

Pre-66 Touring Cars

QUALIFYING - RACE 2 - LAP ANALYSIS

8 -	1:02.962	+ 0.923	10:15:42.571	20 -	1:02.350	+ 0.311	10:28:31.790
9 -	1:02.689	+ 0.650	10:16:45.260	21 -	1:02.039		10:29:33.829
10 -	1:02.063	+ 0.024	10:17:47.323	22 -	1:02.279	+ 0.240	10:30:36.108
11 -	1:06.698	+ 4.659	10:18:54.021	23 -	1:02.374	+ 0.335	10:31:38.482
12 -	1:04.818	+ 2.779	10:19:58.839				
58	Marc EARNSHAW			THD Austin Mini Cooper S			
1 -	1:03.093	+ 4.620	10:08:06.397	13 -	58.676	+ 0.203	10:20:11.422
2 -	1:00.957	+ 2.484	10:09:07.354	14 -	58.796	+ 0.323	10:21:10.218
3 -	1:02.272	+ 3.799	10:10:09.626	15 -	59.182	+ 0.709	10:22:09.400
4 -	1:02.071	+ 3.598	10:11:11.697	16 -	1:00.064	+ 1.591	10:23:09.464
5 -	1:01.141	+ 2.668	10:12:12.838	17 -	1:03.351	+ 4.878	10:24:12.815
6 -	1:02.200	+ 3.727	10:13:15.038	18 -	1:02.062	+ 3.589	10:25:14.877
7 -	1:00.070	+ 1.597	10:14:15.108	19 -	58.473		10:26:13.350
8 -	1:00.055	+ 1.582	10:15:15.163	20 -	58.729	+ 0.256	10:27:12.079
9 -	59.774	+ 1.301	10:16:14.937	21 -	58.582	+ 0.109	10:28:10.661
10 -	59.182	+ 0.709	10:17:14.119	22 -	58.576	+ 0.103	10:29:09.237
11 -	58.808	+ 0.335	10:18:12.927	23 -	58.527	+ 0.054	10:30:07.764
12 -	59.819	+ 1.346	10:19:12.746	24 -	58.689	+ 0.216	10:31:06.453
68	STEELE / BUXTON			THHS Ford Lotus Cortina Mk 1			
1 -	1:02.711	+ 4.979	10:08:04.747	12 -	1:05.343	+ 7.611	10:20:32.064
2 -	1:02.130	+ 4.398	10:09:06.877	13 -	1:04.142	+ 6.410	10:21:36.206
3 -	1:00.108	+ 2.376	10:10:06.985	14 -	1:03.800	+ 6.068	10:22:40.006
4 -	59.369	+ 1.637	10:11:06.354	15 -	1:03.204	+ 5.472	10:23:43.210
5 -	58.227	+ 0.495	10:12:04.581	16 -	1:04.954	+ 7.222	10:24:48.164
6 -	58.048	+ 0.316	10:13:02.629	17 -	1:04.226	+ 6.494	10:25:52.390
7 -	58.119	+ 0.387	10:14:00.748	18 -	1:03.020	+ 5.288	10:26:55.410
8 -	58.380	+ 0.648	10:14:59.128	19 -	1:03.161	+ 5.429	10:27:58.571
9 -	57.732		10:15:56.860	20 -	1:01.157	+ 3.425	10:28:59.728
10 -	58.767	+ 1.035	10:16:55.627	21 -	1:03.200	+ 5.468	10:30:02.928
11 -	2:31.094	+ 1:33.362	10:19:26.721	22 -	1:01.874	+ 4.142	10:31:04.802
71	Tim HARBER			THHS Austin Mini Cooper S			
1 -	1:04.007	+ 5.119	10:08:15.922	10 -	59.151	+ 0.263	10:17:18.274
2 -	1:00.794	+ 1.906	10:09:16.716	11 -	58.888		10:18:17.162
3 -	1:01.064	+ 2.176	10:10:17.780	12 -	59.389	+ 0.501	10:19:16.551
4 -	59.517	+ 0.629	10:11:17.297	13 -	58.894	+ 0.006	10:20:15.445
5 -	59.472	+ 0.584	10:12:16.769	14 -	59.035	+ 0.147	10:21:14.480
6 -	1:00.624	+ 1.736	10:13:17.393	15 -	59.088	+ 0.200	10:22:13.568
7 -	59.944	+ 1.056	10:14:17.337	16 -	59.322	+ 0.434	10:23:12.890
8 -	1:02.132	+ 3.244	10:15:19.469	17 -	1:01.878	+ 2.990	10:24:14.768
9 -	59.654	+ 0.766	10:16:19.123				
72	HARRISON / WILLIAMS			THD Austin Mini Cooper S			
1 -	1:04.193	+ 6.570	10:08:14.165	12 -	57.950	+ 0.327	10:21:08.091
2 -	1:01.169	+ 3.546	10:09:15.334	13 -	58.762	+ 1.139	10:22:06.853
3 -	1:00.351	+ 2.728	10:10:15.685	14 -	59.832	+ 2.209	10:23:06.685
4 -	1:00.502	+ 2.879	10:11:16.187	15 -	57.777	+ 0.154	10:24:04.462
5 -	59.388	+ 1.765	10:12:15.575	16 -	57.686	+ 0.063	10:25:02.148
6 -	1:00.387	+ 2.764	10:13:15.962	17 -	57.662	+ 0.039	10:25:59.810
7 -	59.619	+ 1.996	10:14:15.581	18 -	58.322	+ 0.699	10:26:58.132
8 -	58.735	+ 1.112	10:15:14.316	19 -	1:00.609	+ 2.986	10:27:58.741
9 -	1:00.564	+ 2.941	10:16:14.880	20 -	58.067	+ 0.444	10:28:56.808
10 -	2:57.155	+ 1:59.532	10:19:12.035	21 -	57.623		10:29:54.431
11 -	58.106	+ 0.483	10:20:10.141	22 -	1:14.961	+ 17.338	10:31:09.392
82	POCHCIOL / WRIGLEY			THHS Ford Lotus Cortina Mk 1			
1 -	1:02.835	+ 5.561	10:08:13.070	12 -	59.234	+ 1.960	10:18:58.500
2 -	58.702	+ 1.428	10:09:11.772	13 -	3:10.583	+ 2:13.309	10:22:09.083
3 -	59.353	+ 2.079	10:10:11.125	14 -	1:00.613	+ 3.339	10:23:09.696
4 -	1:01.556	+ 4.282	10:11:12.681	15 -	1:02.436	+ 5.162	10:24:12.132
5 -	58.682	+ 1.408	10:12:11.363	16 -	1:01.095	+ 3.821	10:25:13.227

Weather / Track : Sunny / Drying

Mallory Park
Circuit Length = 1.3500 miles
Start: 10:05 End: 10:32

Pre-66 Touring Cars

QUALIFYING - RACE 2 - LAP ANALYSIS


6 -	58.640	+ 1.366	10:13:10.003	17 -	57.623	+ 0.349	10:26:10.850
7 -	58.047	+ 0.773	10:14:08.050	18 -	57.460	+ 0.186	10:27:08.310
8 -	57.515	+ 0.241	10:15:05.565	19 -	57.609	+ 0.335	10:28:05.919
9 -	57.870	+ 0.596	10:16:03.435	20 -	57.274		10:29:03.193
10 -	57.579	+ 0.305	10:17:01.014	21 -	58.043	+ 0.769	10:30:01.236
11 -	58.252	+ 0.978	10:17:59.266	22 -	57.559	+ 0.285	10:30:58.795
89	David WENMAN THA Ford Mustang 350 GTH						
1 -	1:07.419	+ 6.252	10:08:00.545	11 -	1:01.536	+ 0.369	10:20:00.939
2 -	1:04.726	+ 3.559	10:09:05.271	12 -	1:01.600	+ 0.433	10:21:02.539
3 -	1:04.018	+ 2.851	10:10:09.289	13 -	1:02.839	+ 1.672	10:22:05.378
4 -	1:08.971	+ 7.804	10:11:18.260	14 -	1:02.732	+ 1.565	10:23:08.110
5 -	2:26.816	+ 1:25.649	10:13:45.076	15 -	1:02.946	+ 1.779	10:24:11.056
6 -	1:03.431	+ 2.264	10:14:48.507	16 -	1:05.191	+ 4.024	10:25:16.247
7 -	1:03.772	+ 2.605	10:15:52.279	17 -	1:02.692	+ 1.525	10:26:18.939
8 -	1:01.167		10:16:53.446	18 -	1:02.163	+ 0.996	10:27:21.102
9 -	1:02.939	+ 1.772	10:17:56.385	19 -	1:02.157	+ 0.990	10:28:23.259
10 -	1:03.018	+ 1.851	10:18:59.403	20 -	1:03.425	+ 2.258	10:29:26.684
96	PEARSON / DEVINE THHS Ford Lotus Cortina Mk 1						
1 -	1:04.149	+ 6.765	10:08:01.885	12 -	2:29.929	+ 1:32.545	10:20:52.693
2 -	1:04.854	+ 7.470	10:09:06.739	13 -	59.083	+ 1.699	10:21:51.776
3 -	1:03.977	+ 6.593	10:10:10.716	14 -	58.744	+ 1.360	10:22:50.520
4 -	1:03.014	+ 5.630	10:11:13.730	15 -	57.648	+ 0.264	10:23:48.168
5 -	1:01.443	+ 4.059	10:12:15.173	16 -	58.358	+ 0.974	10:24:46.526
6 -	1:01.617	+ 4.233	10:13:16.790	17 -	57.384		10:25:43.910
7 -	1:00.322	+ 2.938	10:14:17.112	18 -	57.894	+ 0.510	10:26:41.804
8 -	1:00.533	+ 3.149	10:15:17.645	19 -	57.791	+ 0.407	10:27:39.595
9 -	59.786	+ 2.402	10:16:17.431	20 -	57.773	+ 0.389	10:28:37.368
10 -	59.596	+ 2.212	10:17:17.027	21 -	1:08.554	+ 11.170	10:29:45.922
11 -	1:05.737	+ 8.353	10:18:22.764				
177	WATSON / EBDON THD Austin Mini Cooper S						
1 -	1:02.236	+ 3.209	10:08:09.287	12 -	59.934	+ 0.907	10:20:49.567
2 -	59.898	+ 0.871	10:09:09.185	13 -	59.027		10:21:48.594
3 -	1:01.124	+ 2.097	10:10:10.309	14 -	1:01.058	+ 2.031	10:22:49.652
4 -	1:00.747	+ 1.720	10:11:11.056	15 -	1:00.088	+ 1.061	10:23:49.740
5 -	1:01.565	+ 2.538	10:12:12.621	16 -	1:00.049	+ 1.022	10:24:49.789
6 -	1:13.379	+ 14.352	10:13:26.000	17 -	1:01.584	+ 2.557	10:25:51.373
7 -	2:18.005	+ 1:18.978	10:15:44.005	18 -	1:08.246	+ 9.219	10:26:59.619
8 -	1:00.178	+ 1.151	10:16:44.183	19 -	1:00.314	+ 1.287	10:27:59.933
9 -	59.759	+ 0.732	10:17:43.942	20 -	1:01.251	+ 2.224	10:29:01.184
10 -	1:02.216	+ 3.189	10:18:46.158	21 -	59.966	+ 0.939	10:30:01.150
11 -	1:03.475	+ 4.448	10:19:49.633	22 -	1:00.722	+ 1.695	10:31:01.872

Weather / Track : Sunny / Drying

Mallory Park
Circuit Length = 1.3500 miles
Start: 10:05 End: 10:32

Pre-66 Touring Cars

RACE 2 - GRID

ROW 7	1:01.167 89 David WENMAN	1:02.039 57 William WARD
ROW 6	59.027 177 WATSON / EBDON	1:00.825 12 Richard FRANKEL
ROW 5	58.473 58 Marc EARNSHAW	58.888 71 Tim HARBER
ROW 4	58.121 6 Henry MANN	58.437 54 Ivor MILLER
ROW 3	57.732 68 STEELE / BUXTON	57.992 45 Robert HARTLEY
ROW 2	57.384 96 PEARSON / DEVINE	57.623 72 HARRISON / WILLIAMS
ROW 1	57.262 23 Roger COPE	57.274 82 POCHCIOL / WRIGLEY
Pole		
		

Mallory Park
Circuit Length = 1.3500 miles

These results are provisional until the conclusion of any judicial and technical matters.

Clerk of Course :		Timekeeper :
-------------------	--	--------------

Pre-66 Touring Cars

RACE 2 - CLASSIFICATION - AMENDED

POS	NO	CL	NAME	ENTRY	LAPS	TIME	GAP	DIFF	MPH	BEST	ON
1	45	THA	Robert HARTLEY	Ford Mustang GT350	46	45:10.835			82.46	56.064	4
2	6	THA	Henry MANN	Ford Mustang	46	45:31.028	20.193	20.193	81.85	56.909	12
3	71	THD	Tim HARBER	Austin Mini Cooper S	45	45:54.622	1 lap	1 lap	79.39	58.109	37
4	177	THD	WATSON / EBDON	Austin Mini Cooper S	45	45:56.398	1 lap	1.776	79.34	58.186	4
5	58	THD	Marc EARNSHAW	Austin Mini Cooper S	45	45:58.742	1 lap	2.344	79.27	57.993	45
6	82	THHS	POCHCIOL / WRIGLEY	Ford Lotus Cortina Mk 1	44	45:31.727	2 laps	1 lap	78.27	57.236	3
7	54	THHS	Ivor MILLER	Ford Lotus Cortina Mk 1	44	45:57.025	2 laps	25.298	77.56	58.697	44
8	72	THD	HARRISON / WILLIAMS	Austin Mini Cooper S	43	45:34.406	3 laps	1 lap	76.42	57.344	8
9	57	THD	William WARD	Austin Mini Cooper S	41	45:19.653	5 laps	2 laps	73.26	1:00.644	26
10	23	INV	Roger COPE	BMW 1800Ti	36	36:20.053	10 laps	5 laps	80.25	57.010	17

NOT CLASSIFIED

DNC	96	THHS	PEARSON / DEVINE	Ford Lotus Cortina Mk 1	28	29:18.656	18 laps	8 laps	77.37	58.428	27
DNC	89	THA	David WENMAN	Ford Mustang 350 GTH	23	23:58.356	23 laps	5 laps	77.71	59.692	2
DNC	12	THHS	FRANKEL / TURRAL	Alfa Romeo GTA	3	3:15.602	43 laps	20 laps	74.53	59.932	2
DNC	68	THHS	STEELE / BUXTON	Ford Lotus Cortina Mk 1	3	3:21.064	43 laps	5.462	72.51	57.594	2

FASTEST LAP

45	THA	Robert HARTLEY	Ford Mustang GT350	4	56.064	86.68 mph	139.50 kph
23	INV	Roger COPE	BMW 1800Ti	17	57.010	85.24 mph	137.19 kph
82	THHS	POCHCIOL / WRIGLEY	Ford Lotus Cortina Mk 1	3	57.236	84.91 mph	136.65 kph
72	THD	HARRISON / WILLIAMS	Austin Mini Cooper S	8	57.344	84.75 mph	136.39 kph

Amended Result - Car No. 71 - change of Class

Weather / Track : Bright / Dry

These results are provisional until the conclusion of any judicial and technical matters.

Mallory Park

Circuit Length = 1.3500 miles

Start: 13:56 End: 14:42

Clerk of Course :	Timekeeper :
-------------------	--------------

Pre-66 Touring Cars
RACE 2 - LAP CHART

Lap 1			Lap 2			Lap 3			Lap 4			Lap 5		
No	Behind	Laptime	No	Behind	Laptime	No	Behind	Laptime	No	Behind	Laptime	No	Behind	Laptime
23		1:03.504	23		57.036	23		57.481	45		56.064	45		56.338
82	1.059	1:04.563	45	0.626	56.360	45	0.166	57.021	23	1.642	57.872	23	2.502	57.198
45	1.302	1:04.806	82	2.017	57.994	82	1.772	57.236	82	3.070	57.528	82	4.413	57.681
68	2.483	1:05.987	68	3.041	57.594	6	4.887	58.006	6	5.770	57.113	6	6.684	57.252
72	3.209	1:06.713	72	3.892	57.719	72	5.033	58.622	72	6.978	58.175	72	8.438	57.798
6	3.723	1:07.227	6	4.362	57.675	54	7.907	58.950	54	10.590	58.913	54	13.935	59.683
54	4.717	1:08.221	54	6.438	58.757	71	8.916	58.559	71	11.486	58.800	71	14.299	59.151
96	5.199	1:08.703	71	7.838	59.210	177	10.329	59.145	177	12.285	58.186	177	14.881	58.934
71	5.664	1:09.168	96	8.379	1:00.216	58	11.758	1:00.323	58	14.334	58.806	58	16.899	58.903
58	5.734	1:09.238	177	8.665	59.499	96	12.111	1:01.213	96	15.867	59.986	96	19.499	59.970
177	6.202	1:09.706	58	8.916	1:00.218	89	15.353	1:02.029	89	21.604	1:02.481	89	27.897	1:02.631
12	7.513	1:11.017	12	10.409	59.932	12	17.581	1:04.653	57	26.886	1:02.082	57	32.173	1:01.625
89	8.149	1:11.653	89	10.805	59.692	57	21.034	1:03.380						
57	9.108	1:12.612	57	15.135	1:03.063	68	23.043	1:17.483						

Weather / Track : Bright / Dry

Mallory Park
 Circuit Length = 1.3500 miles
 Start: 13:56 End: 14:42

Pre-66 Touring Cars
RACE 2 - LAP CHART

Lap 6			Lap 7			Lap 8			Lap 9			Lap 10		
No	Behind	Laptime	No	Behind	Laptime	No	Behind	Laptime	No	Behind	Laptime	No	Behind	Laptime
45		56.663	45		56.271	45		56.945	45		56.917	45		56.707
23	3.742	57.903	23	4.938	57.467	23	5.126	57.133	23	5.890	57.681	23	6.778	57.595
82	5.975	58.225	82	7.323	57.619	82	8.703	58.325	6	9.411	57.457	6	10.168	57.464
6	7.612	57.591	6	8.310	56.969	6	8.871	57.506	82	11.019	59.233	82	16.304	1:01.992
72	9.232	57.457	72	10.556	57.595	72	10.955	57.344	72	11.709	57.671	72	19.033	1:04.031
54	16.609	59.337	177	19.809	59.026	177	21.478	58.614	177	23.067	58.506	177	25.424	59.064
71	17.003	59.367	54	20.167	59.829	54	22.365	59.143	54	24.683	59.235	54	27.403	59.427
177	17.054	58.836	71	20.782	1:00.050	71	22.783	58.946	71	25.074	59.208	71	27.671	59.304
58	18.790	58.554	58	21.092	58.573	58	23.287	59.140	58	25.397	59.027	58	27.991	59.301
96	22.710	59.874	96	26.042	59.603	96	29.137	1:00.040	96	32.601	1:00.381	96	35.775	59.881
89	32.975	1:01.741	89	38.477	1:01.773	89	43.112	1:01.580	89	47.974	1:01.779	89	55.258	1:03.991
57	36.724	1:01.214	57	41.786	1:01.333	57	46.623	1:01.782	57	50.701	1:00.995	57	55.851	1:01.857

Weather / Track : Bright / Dry

Mallory Park
 Circuit Length = 1.3500 miles
 Start: 13:56 End: 14:42

Pre-66 Touring Cars
RACE 2 - LAP CHART

Lap 11			Lap 12			Lap 13			Lap 14			Lap 15		
No	Behind	Laptime	No	Behind	Laptime	No	Behind	Laptime	No	Behind	Laptime	No	Behind	Laptime
45		57.160	45		58.277	45		56.837	45		56.980	45		56.359
23	6.822	57.204	89	1 LAP	1:02.876	23	6.518	57.441	23	6.996	57.458	23	8.185	57.548
6	10.519	57.511	57	1 LAP	1:04.028	89	1 LAP	1:02.536	6	10.133	57.305	6	11.774	58.000
82	17.588	58.444	23	5.914	57.369	57	1 LAP	1:01.635	89	1 LAP	1:02.212	89	1 LAP	1:01.266
72	22.190	1:00.317	6	9.151	56.909	6	9.808	57.494	57	1 LAP	1:02.311	57	1 LAP	1:01.874
177	26.833	58.569	82	17.666	58.355	82	19.570	58.741	82	25.528	1:02.938	177	34.037	58.878
54	29.976	59.733	72	23.040	59.127	72	25.557	59.354	177	31.518	59.506	58	37.722	58.664
58	30.358	59.527	177	27.101	58.545	177	28.992	58.728	72	35.354	1:06.777	54	39.608	59.499
71	30.512	1:00.001	58	30.805	58.724	58	33.290	59.322	58	35.417	59.107	71	39.872	59.448
96	38.889	1:00.274	54	31.038	59.339	54	33.998	59.797	54	36.468	59.450	96	49.737	59.794
			71	31.615	59.380	71	34.279	59.501	71	36.783	59.484			
			96	40.315	59.703	96	43.250	59.772	96	46.302	1:00.032			

Weather / Track : Bright / Dry

Mallory Park
 Circuit Length = 1.3500 miles
 Start: 13:56 End: 14:42

Pre-66 Touring Cars
RACE 2 - LAP CHART

Lap 16			Lap 17			Lap 18			Lap 19			Lap 20		
No	Behind	Laptime	No	Behind	Laptime	No	Behind	Laptime	No	Behind	Laptime	No	Behind	Laptime
45		56.589	45		56.677	45		57.091	45		56.696	45		56.926
23	9.379	57.783	23	9.712	57.010	23	9.925	57.304	96	1 LAP	1:01.737	72	4 LAPS	58.524
6	12.655	57.470	6	13.392	57.414	6	13.778	57.477	23	12.328	59.099	6	14.944	57.525
89	1 LAP	1:02.241	89	1 LAP	1:01.835	89	1 LAP	1:02.225	72	4 LAPS	4:21.363	89	1 LAP	1:01.785
57	1 LAP	1:01.941	57	1 LAP	1:01.402	57	1 LAP	1:02.399	6	14.345	57.263	177	45.805	58.992
177	37.305	59.857	177	39.453	58.825	177	41.155	58.793	89	1 LAP	1:01.701	57	1 LAP	1:02.868
58	39.943	58.810	58	41.987	58.721	58	43.410	58.514	57	1 LAP	1:01.656	58	47.080	58.584
54	42.985	59.966	82	1 LAP	59.504	82	1 LAP	59.280	177	43.739	59.280	82	1 LAP	59.437
71	43.283	1:00.000	54	46.902	1:00.594	54	49.832	1:00.021	58	45.422	58.708	71	54.979	59.270
82	1 LAP	2:10.959	71	47.064	1:00.458	71	49.927	59.954	82	1 LAP	59.595	54	56.202	1:00.507
96	52.731	59.583	96	55.746	59.692				54	52.621	59.485			
									71	52.635	59.404			

Weather / Track : Bright / Dry

Mallory Park
 Circuit Length = 1.3500 miles
 Start: 13:56 End: 14:42

Pre-66 Touring Cars
RACE 2 - LAP CHART

Lap 21			Lap 22			Lap 23			Lap 24			Lap 25		
No	Behind	Laptime	No	Behind	Laptime	No	Behind	Laptime	No	Behind	Laptime	No	Behind	Laptime
45		57.924	177		58.688	177		58.463	177		59.314	177		1:00.414
6	15.190	58.170	58	0.841	58.714	58	1.731	59.353	58	2.382	59.965	58	1.999	1:00.031
72	4 LAPS	58.812	89	1 LAP	1:01.409	89	1 LAP	1:01.729	71	9.551	59.210	71	8.454	59.317
96	2 LAPS	2:15.487	57	1 LAP	1:01.855	57	1 LAP	1:02.054	89	1 LAP	1:04.634	45	15.339	57.159
23	1 LAP	2:20.420	71	9.096	58.962	71	9.655	59.022	54	17.406	1:02.624	57	2 LAPS	2:13.624
177	47.377	59.496	82	1 LAP	1:01.071	54	14.096	1:00.133	45	18.594	57.067	82	2 LAPS	59.081
58	48.192	59.036	54	12.426	59.734	45	20.841	57.176	82	2 LAPS	2:12.644	72	3 LAPS	58.517
89	1 LAP	1:02.557	45	22.128	2:08.193	72	3 LAPS	58.551	72	3 LAPS	58.499	6	34.053	57.522
57	1 LAP	1:01.548	72	3 LAPS	58.423	96	1 LAP	59.981	96	1 LAP	58.503	96	1 LAP	59.560
82	1 LAP	58.826	96	1 LAP	58.574	6	39.302	57.643	6	36.945	56.957	23	42.433	57.903
71	56.199	59.144	6	40.122	2:10.997	23	46.309	57.683	23	44.944	57.949			
54	58.757	1:00.479	23	47.089	57.644									
72	3 LAPS	58.128												
96	1 LAP	58.670												

Weather / Track : Bright / Dry

Mallory Park
 Circuit Length = 1.3500 miles
 Start: 13:56 End: 14:42

Pre-66 Touring Cars
RACE 2 - LAP CHART

Lap 26			Lap 27			Lap 28			Lap 29			Lap 30		
No	Behind	Laptime	No	Behind	Laptime	No	Behind	Laptime	No	Behind	Laptime	No	Behind	Laptime
71		59.856	71		59.712	71		59.693	45		57.257	45		57.061
45	3.819	56.790	45	2.257	58.150	45	1.123	58.559	71	2.963	1:01.343	54	2 LAPS	1:00.209
72	3 LAPS	58.483	72	3 LAPS	58.007	54	2 LAPS	1:18.362	54	2 LAPS	1:01.126	72	3 LAPS	58.259
82	2 LAPS	58.827	82	2 LAPS	59.295	72	3 LAPS	58.292	72	3 LAPS	58.216	82	2 LAPS	57.699
57	2 LAPS	1:01.253	177	1 LAP	2:21.871	82	2 LAPS	58.236	82	2 LAPS	57.549	177	1 LAP	59.050
6	23.986	58.243	58	1 LAP	2:23.070	177	1 LAP	59.527	177	1 LAP	59.537	58	1 LAP	58.909
96	1 LAP	59.855	57	2 LAPS	1:01.804	58	1 LAP	59.334	58	1 LAP	58.381	6	19.427	57.396
23	32.006	57.883	6	22.036	57.762	57	2 LAPS	1:00.644	6	19.092	57.583	57	2 LAPS	1:01.349
54	1 LAP	2:37.020	96	1 LAP	58.885	6	19.889	57.546	57	2 LAPS	1:02.053	23	28.674	57.555
			23	31.480	59.186	96	1 LAP	58.428	96	1 LAP	1:00.259			
						23	29.314	57.527	23	28.180	57.246			

Weather / Track : Bright / Dry

Mallory Park
 Circuit Length = 1.3500 miles
 Start: 13:56 End: 14:42

Pre-66 Touring Cars
RACE 2 - LAP CHART

Lap 31			Lap 32			Lap 33			Lap 34			Lap 35		
No	Behind	Laptime	No	Behind	Laptime	No	Behind	Laptime	No	Behind	Laptime	No	Behind	Laptime
45		57.360	45		57.483	45		57.085	45		57.243	45		57.627
82	2 LAPS	58.325	82	2 LAPS	57.942	82	2 LAPS	58.392	82	2 LAPS	57.915	82	2 LAPS	57.854
72	3 LAPS	59.007	72	3 LAPS	58.824	72	3 LAPS	59.431	72	3 LAPS	58.584	72	3 LAPS	58.173
54	2 LAPS	1:00.262	54	2 LAPS	1:00.421	54	2 LAPS	59.983	6	20.616	57.413	6	20.190	57.201
177	1 LAP	59.415	6	20.033	57.682	6	20.446	57.498	54	2 LAPS	1:00.773	54	2 LAPS	1:00.016
6	19.834	57.767	177	1 LAP	59.652	177	1 LAP	58.874	177	1 LAP	58.931	177	1 LAP	58.715
58	1 LAP	59.913	58	1 LAP	58.640	58	1 LAP	58.510	58	1 LAP	58.701	58	1 LAP	58.729
71	1 LAP	2:17.595	71	1 LAP	59.173	71	1 LAP	58.669	23	30.131	57.584	23	30.400	57.896
23	29.430	58.116	23	29.616	57.669	23	29.790	57.259	71	1 LAP	58.892	71	1 LAP	58.694
57	2 LAPS	1:02.143	57	2 LAPS	1:00.690	57	2 LAPS	1:03.362	57	2 LAPS	1:01.408	57	2 LAPS	1:01.511

Weather / Track : Bright / Dry

Mallory Park
 Circuit Length = 1.3500 miles
 Start: 13:56 End: 14:42

Pre-66 Touring Cars
RACE 2 - LAP CHART

Lap 36			Lap 37			Lap 38			Lap 39			Lap 40		
No	Behind	Laptime	No	Behind	Laptime	No	Behind	Laptime	No	Behind	Laptime	No	Behind	Laptime
45		57.084	45		58.128	45		58.047	45		57.796	45		57.642
82	2 LAPS	58.168	82	2 LAPS	58.136	82	2 LAPS	58.477	82	2 LAPS	58.170	57	4 LAPS	1:08.382
72	3 LAPS	58.347	6	19.327	57.006	6	19.463	58.183	6	18.843	57.176	82	2 LAPS	57.870
6	20.449	57.343	72	3 LAPS	58.542	72	3 LAPS	58.050	72	3 LAPS	58.040	6	18.752	57.551
54	2 LAPS	1:00.639	54	2 LAPS	1:00.130	54	2 LAPS	59.956	54	2 LAPS	59.595	72	3 LAPS	57.985
177	1 LAP	1:00.501	177	1 LAP	1:00.153	177	1 LAP	59.740	177	1 LAP	59.917	54	2 LAPS	59.595
71	1 LAP	59.372	71	1 LAP	58.324	71	1 LAP	58.109	71	1 LAP	58.481	71	1 LAP	59.040
58	1 LAP	1:10.392	58	1 LAP	59.087	58	1 LAP	59.034	58	1 LAP	58.603	177	1 LAP	1:00.099
23	47.151	1:13.835				57	3 LAPS	1:47.723				58	1 LAP	58.743
57	2 LAPS	1:05.418												

Weather / Track : Bright / Dry

Mallory Park
 Circuit Length = 1.3500 miles
 Start: 13:56 End: 14:42

Pre-66 Touring Cars
RACE 2 - LAP CHART

Lap 41			Lap 42			Lap 43			Lap 44			Lap 45		
No	Behind	Laptime	No	Behind	Laptime	No	Behind	Laptime	No	Behind	Laptime	No	Behind	Laptime
45		57.227	45		57.887	45		57.728	45		57.269	45		57.608
57	4 LAPS	1:08.800	82	2 LAPS	58.710	6	20.644	58.847	6	20.774	57.399	6	20.886	57.720
82	2 LAPS	58.101	6	19.525	58.751	82	2 LAPS	59.341	82	2 LAPS	58.329	82	2 LAPS	57.636
6	18.661	57.136	72	3 LAPS	58.337	72	3 LAPS	58.151	72	3 LAPS	58.061	72	3 LAPS	58.128
72	3 LAPS	58.080	57	4 LAPS	1:10.494	57	4 LAPS	1:11.282	71	1 LAP	58.422	71	1 LAP	58.989
71	1 LAP	58.803	71	1 LAP	59.537	71	1 LAP	58.731	177	1 LAP	58.929	177	1 LAP	58.756
54	2 LAPS	59.214	54	2 LAPS	59.654	54	2 LAPS	59.256	54	2 LAPS	59.917	54	2 LAPS	59.344
177	1 LAP	59.326	177	1 LAP	59.032	177	1 LAP	59.613	58	1 LAP	58.438	58	1 LAP	58.225
58	1 LAP	58.698	58	1 LAP	58.723	58	1 LAP	58.756	57	4 LAPS	1:13.140			

Weather / Track : Bright / Dry

Mallory Park
 Circuit Length = 1.3500 miles
 Start: 13:56 End: 14:42

Pre-66 Touring Cars
RACE 2 - LAP CHART

Lap 46		
No	Behind	Laptime
45		58.601
57	5 LAPS	1:09.059
6	20.193	57.908
82	2 LAPS	57.484
72	3 LAPS	57.892
71	1 LAP	58.869
177	1 LAP	58.896
54	2 LAPS	58.697
58	1 LAP	57.993

Weather / Track : Bright / Dry

Mallory Park
Circuit Length = 1.3500 miles
Start: 13:56 End: 14:42

Oldies but Goldies

QUALIFYING - RACE 3 - CLASSIFICATION

POS	NO	CL	NAME	ENTRY	TIME	ON	LAPS	GAP	DIFF	MPH
1	9	OBG	Mark DANIELL	Austin A40	59.263	17	20			82.00
2	48	OBG	BUTTERFIELD / DORLIN	Jaguar Mk 1	1:00.752	19	22	1.489	1.489	79.99
3	11	OBG	Rae DAVIS	Austin A35	1:01.242	2	10	1.979	0.490	79.35
4	23	OBG	HARRISON / TAFT	Volvo Amazon	1:01.364	2	11	2.101	0.122	79.19
5	4	OBG	William LYNCH	Austin A35	1:01.516	22	24	2.253	0.152	79.00
6	86	OBG	ELSON / PRESTON	Austin A40 Farina Mk1	1:01.518	20	21	2.255	0.002	79.00
7	19	OBG	Mike HAIGH	Ford Falcon	1:01.830	16	22	2.567	0.312	78.60
8	42	OBG	Adam GITTINGS	Ford Zodiac	1:01.917	16	17	2.654	0.087	78.49
9	17	OBG	David GRIFFITHS	Standard Vanguard III	1:02.087	16	16	2.824	0.170	78.27
10	69	OBG	Peter BURTON	Jaguar Mk1	1:02.382	8	16	3.119	0.295	77.90
11	6	OBG	Henry MANN	Ford Prefect 107E	1:02.431	8	9	3.168	0.049	77.84
12	28	OBG	Russell MARTIN	Morris Minor	1:02.829	15	17	3.566	0.398	77.35
13	20	OBG	Rod ADLINGTON	MG Magnette	1:03.118	4	7	3.855	0.289	76.99
14	12	OBG	FRANKEL / TURRAL	Alfa Romeo Giulietta Berlina	1:03.235	6	16	3.972	0.117	76.85
15	60	OBG	WATSON / SNOWDON	Borgward Isabella TS	1:05.056	20	22	5.793	1.821	74.70
16	7	OBG	PRITCHARD / VAUGHAN	Ford Zephyr Mk1	1:05.623	2	17	6.360	0.567	74.05
17	33	OBG	Max CAWTHORN	Wolseley 1500	1:05.751	18	19	6.488	0.128	73.91
18	51	OBG	Ian KELLETT	Standard Vanguard I	1:07.949	13	18	8.686	2.198	71.52
19	58	OBG	Russell EARNSHAW	Rover P4	1:09.367	14	18	10.104	1.418	70.06
20	21	OBG	TURRAL / DIFFEY	Fiat Abarth 600	1:12.400	9	9	13.137	3.033	67.12
DQ	30	OBG	Matthew MOORE	Austin A40			13			

Car No. 30 - times disallowed - ignoring flag signals - C.11.6

Car Nos. 20, 28 & 48 require working transponders - Q.12.2.1

Weather / Track : Sunny / Dry

These results are provisional until the conclusion of any judicial and technical matters.

Mallory Park

Circuit Length = 1.3500 miles

Start: 10:36 End: 11:04

Clerk of Course :

Timekeeper :

Oldies but Goldies

QUALIFYING - RACE 3 - CLASSIFICATION

POS	NO	CL	NAME	ENTRY	TIME	ON	LAPS	GAP	DIFF	MPH
1	9	OBG	Mark DANIELL	Austin A40	59.263	17	20			82.00
2	48	OBG	BUTTERFIELD / DORLIN	Jaguar Mk 1	1:00.752	19	22	1.489	1.489	79.99
3	11	OBG	Rae DAVIS	Austin A35	1:01.242	2	10	1.979	0.490	79.35
4	23	OBG	HARRISON / TAFT	Volvo Amazon	1:01.364	2	11	2.101	0.122	79.19
5	4	OBG	William LYNCH	Austin A35	1:01.516	22	24	2.253	0.152	79.00
6	86	OBG	ELSON / PRESTON	Austin A40 Farina Mk1	1:01.518	20	21	2.255	0.002	79.00
7	19	OBG	Mike HAIGH	Ford Falcon	1:01.830	16	22	2.567	0.312	78.60
8	42	OBG	Adam GITTINGS	Ford Zodiac	1:01.917	16	17	2.654	0.087	78.49
9	17	OBG	David GRIFFITHS	Standard Vanguard III	1:02.087	16	16	2.824	0.170	78.27
10	69	OBG	Peter BURTON	Jaguar Mk1	1:02.382	8	16	3.119	0.295	77.90
11	6	OBG	Henry MANN	Ford Prefect 107E	1:02.431	8	9	3.168	0.049	77.84
12	28	OBG	Russell MARTIN	Morris Minor	1:02.829	15	17	3.566	0.398	77.35
13	20	OBG	Rod ADLINGTON	MG Magnette	1:03.118	4	7	3.855	0.289	76.99
14	12	OBG	FRANKEL / TURREL	Alfa Romeo Giulietta Berlina	1:03.235	6	16	3.972	0.117	76.85
15	60	OBG	WATSON / SNOWDON	Borgward Isabella TS	1:05.056	20	22	5.793	1.821	74.70
16	7	OBG	PRITCHARD / VAUGHAN	Ford Zephyr Mk1	1:05.623	2	17	6.360	0.567	74.05
17	33	OBG	Max CAWTHORN	Wolseley 1500	1:05.751	18	19	6.488	0.128	73.91
18	51	OBG	Ian KELLETT	Standard Vanguard I	1:07.949	13	18	8.686	2.198	71.52
19	58	OBG	Russell EARNSHAW	Rover P4	1:09.367	14	18	10.104	1.418	70.06
20	21	OBG	TURREL / DIFFEY	Fiat Abarth 600	1:12.400	9	9	13.137	3.033	67.12
DQ	30	OBG	Matthew MOORE	Austin A40			13			

Car No. 30 - times disallowed - ignoring flag signals - C.11.6

Car Nos. 20, 28 & 48 require working transponders - Q.12.2.1

Weather / Track : Sunny / Dry

These results are provisional until the conclusion of any judicial and technical matters.

Mallory Park

Circuit Length = 1.3500 miles

Start: 10:36 End: 11:04

Clerk of Course :		Timekeeper :
-------------------	--	--------------

Oldies but Goldies

QUALIFYING - RACE 3 - LAP ANALYSIS

4	William LYNCH		OBGS Austin A35				
1 -	1:07.887	+ 6.371	10:39:12.194	13 -	1:03.611	+ 2.095	10:53:04.937
2 -	1:05.714	+ 4.198	10:40:17.908	14 -	1:02.439	+ 0.923	10:54:07.376
3 -	1:04.100	+ 2.584	10:41:22.008	15 -	1:01.673	+ 0.157	10:55:09.049
4 -	1:05.252	+ 3.736	10:42:27.260	16 -	1:02.367	+ 0.851	10:56:11.416
5 -	1:10.530	+ 9.014	10:43:37.790	17 -	1:02.615	+ 1.099	10:57:14.031
6 -	1:43.666	+ 42.150	10:45:21.456	18 -	1:03.587	+ 2.071	10:58:17.618
7 -	1:25.271	+ 23.755	10:46:46.727	19 -	1:04.436	+ 2.920	10:59:22.054
8 -	1:03.866	+ 2.350	10:47:50.593	20 -	1:02.789	+ 1.273	11:00:24.843
9 -	1:01.914	+ 0.398	10:48:52.507	21 -	1:01.600	+ 0.084	11:01:26.443
10 -	1:02.498	+ 0.982	10:49:55.005	22 -	1:01.516		11:02:27.959
11 -	1:03.623	+ 2.107	10:50:58.628	23 -	1:01.736	+ 0.220	11:03:29.695
12 -	1:02.698	+ 1.182	10:52:01.326	24 -	1:12.612	+ 11.096	11:04:42.307
6	Henry MANN		OBGS Ford Prefect 107E				
1 -	1:06.042	+ 3.611	10:38:49.410	6 -	3:05.839	+ 2:03.408	10:46:12.246
2 -	1:05.468	+ 3.037	10:39:54.878	7 -	1:02.669	+ 0.238	10:47:14.915
3 -	1:03.627	+ 1.196	10:40:58.505	8 -	1:02.431		10:48:17.346
4 -	1:02.602	+ 0.171	10:42:01.107	9 -	1:07.935	+ 5.504	10:49:25.281
5 -	1:05.300	+ 2.869	10:43:06.407				
7	PRITCHARD / VAUGHAN		OBGB Ford Zephyr Mk1				
1 -	1:09.116	+ 3.493	10:39:30.241	10 -	1:10.535	+ 4.912	10:53:29.286
2 -	1:05.623		10:40:35.864	11 -	1:09.106	+ 3.483	10:54:38.392
3 -	1:06.359	+ 0.736	10:41:42.223	12 -	1:08.127	+ 2.504	10:55:46.519
4 -	1:06.506	+ 0.883	10:42:48.729	13 -	1:06.984	+ 1.361	10:56:53.503
5 -	1:29.114	+ 23.491	10:44:17.843	14 -	1:07.187	+ 1.564	10:58:00.690
6 -	1:17.055	+ 11.432	10:45:34.898	15 -	1:07.243	+ 1.620	10:59:07.933
7 -	1:16.718	+ 11.095	10:46:51.616	16 -	1:06.190	+ 0.567	11:00:14.123
8 -	4:18.389	+ 3:12.766	10:51:10.005	17 -	1:06.733	+ 1.110	11:01:20.856
9 -	1:08.746	+ 3.123	10:52:18.751				
9	Mark DANIELL		OBGS Austin A40				
1 -	1:03.884	+ 4.621	10:39:14.982	11 -	1:00.214	+ 0.951	10:50:43.213
2 -	1:00.330	+ 1.067	10:40:15.312	12 -	1:00.012	+ 0.749	10:51:43.225
3 -	59.813	+ 0.550	10:41:15.125	13 -	1:00.105	+ 0.842	10:52:43.330
4 -	1:00.148	+ 0.885	10:42:15.273	14 -	59.290	+ 0.027	10:53:42.620
5 -	1:08.513	+ 9.250	10:43:23.786	15 -	1:00.603	+ 1.340	10:54:43.223
6 -	1:55.714	+ 56.451	10:45:19.500	16 -	1:01.507	+ 2.244	10:55:44.730
7 -	1:21.437	+ 22.174	10:46:40.937	17 -	59.263		10:56:43.993
8 -	1:01.931	+ 2.668	10:47:42.868	18 -	59.425	+ 0.162	10:57:43.418
9 -	1:00.204	+ 0.941	10:48:43.072	19 -	59.601	+ 0.338	10:58:43.019
10 -	59.927	+ 0.664	10:49:42.999	20 -	59.600	+ 0.337	10:59:42.619
11	Rae DAVIS		OBGS Austin A35				
1 -	1:06.533	+ 5.291	10:40:51.398	6 -	1:01.431	+ 0.189	10:49:18.933
2 -	1:01.242		10:41:52.640	7 -	1:01.646	+ 0.404	10:50:20.579
3 -	1:02.658	+ 1.416	10:42:55.298	8 -	1:01.647	+ 0.405	10:51:22.226
4 -	1:29.639	+ 28.397	10:44:24.937	9 -	1:01.450	+ 0.208	10:52:23.676
5 -	3:52.565	+ 2:51.323	10:48:17.502	10 -	1:08.441	+ 7.199	10:53:32.117
12	FRANKEL / TURRAL		OBGC Alfa Romeo Giulietta Berlina				
1 -	1:04.448	+ 1.213	10:39:55.459	9 -	1:11.578	+ 8.343	10:50:18.462
2 -	1:03.889	+ 0.654	10:40:59.348	10 -	2:37.702	+ 1:34.467	10:52:56.164
3 -	1:06.627	+ 3.392	10:42:05.975	11 -	1:04.727	+ 1.492	10:54:00.891
4 -	1:07.696	+ 4.461	10:43:13.671	12 -	1:04.799	+ 1.564	10:55:05.690
5 -	2:40.406	+ 1:37.171	10:45:54.077	13 -	1:04.308	+ 1.073	10:56:09.998
6 -	1:03.235		10:46:57.312	14 -	1:04.854	+ 1.619	10:57:14.852
7 -	1:03.308	+ 0.073	10:48:00.620	15 -	1:04.360	+ 1.125	10:58:19.212
8 -	1:06.264	+ 3.029	10:49:06.884	16 -	1:04.142	+ 0.907	10:59:23.354

Car No. 30 - times disallowed - ignoring flag signals - C.11.6
 Car Nos. 20, 28 & 48 require working transponders - Q.12.2.1
 Weather / Track : Sunny / Dry

Mallory Park
 Circuit Length = 1.3500 miles
 Start: 10:36 End: 11:04

Oldies but Goldies

QUALIFYING - RACE 3 - LAP ANALYSIS

17	David GRIFFITHS		OBGB Standard Vanguard III				
1 -	1:09.998	+ 7.911	10:39:14.391	9 -	1:03.556	+ 1.469	10:48:54.697
2 -	1:06.628	+ 4.541	10:40:21.019	10 -	1:03.866	+ 1.779	10:49:58.563
3 -	1:03.344	+ 1.257	10:41:24.363	11 -	1:03.112	+ 1.025	10:51:01.675
4 -	1:03.670	+ 1.583	10:42:28.033	12 -	1:03.647	+ 1.560	10:52:05.322
5 -	1:11.270	+ 9.183	10:43:39.303	13 -	1:03.766	+ 1.679	10:53:09.088
6 -	1:43.464	+ 41.377	10:45:22.767	14 -	1:02.908	+ 0.821	10:54:11.996
7 -	1:24.826	+ 22.739	10:46:47.593	15 -	1:02.460	+ 0.373	10:55:14.456
8 -	1:03.548	+ 1.461	10:47:51.141	16 -	1:02.087		10:56:16.543
19	Mike HAIGH		OBGA Ford Falcon				
1 -	1:10.905	+ 9.075	10:39:09.600	12 -	1:02.323	+ 0.493	10:53:06.270
2 -	2:31.970	+ 1:30.140	10:41:41.570	13 -	1:02.107	+ 0.277	10:54:08.377
3 -	1:05.138	+ 3.308	10:42:46.708	14 -	1:02.015	+ 0.185	10:55:10.392
4 -	1:28.414	+ 26.584	10:44:15.122	15 -	1:02.904	+ 1.074	10:56:13.296
5 -	1:17.263	+ 15.433	10:45:32.385	16 -	1:01.830		10:57:15.126
6 -	1:12.625	+ 10.795	10:46:45.010	17 -	1:03.849	+ 2.019	10:58:18.975
7 -	1:02.417	+ 0.587	10:47:47.427	18 -	1:03.862	+ 2.032	10:59:22.837
8 -	1:03.967	+ 2.137	10:48:51.394	19 -	1:02.826	+ 0.996	11:00:25.663
9 -	1:03.149	+ 1.319	10:49:54.543	20 -	1:02.454	+ 0.624	11:01:28.117
10 -	1:05.786	+ 3.956	10:51:00.329	21 -	1:02.372	+ 0.542	11:02:30.489
11 -	1:03.618	+ 1.788	10:52:03.947	22 -	1:03.910	+ 2.080	11:03:34.399
20	Rod ADLINGTON		OBGB MG Magnette				
1 -	1:05.008	+ 1.890	10:39:15.535	5 -	1:10.812	+ 7.694	10:43:36.500
2 -	1:03.763	+ 0.645	10:40:19.298	6 -	4:18.794	+ 3:15.676	10:47:55.294
3 -	1:03.272	+ 0.154	10:41:22.570	7 -	1:06.101	+ 2.983	10:49:01.395
4 -	1:03.118		10:42:25.688				
21	TURRAL / DIFFEY		OBGD Fiat Abarth 600				
1 -	1:14.823	+ 2.423	10:42:19.255	6 -	1:16.751	+ 4.351	10:49:18.816
2 -	1:15.728	+ 3.328	10:43:34.983	7 -	2:34.009	+ 1:21.609	10:51:52.825
3 -	1:44.155	+ 31.755	10:45:19.138	8 -	1:12.504	+ 0.104	10:53:05.329
4 -	1:30.519	+ 18.119	10:46:49.657	9 -	1:12.400		10:54:17.729
5 -	1:12.408	+ 0.008	10:48:02.065				
23	HARRISON / TAFT		OBGB Volvo Amazon				
1 -	1:04.269	+ 2.905	10:39:31.583	7 -	1:04.681	+ 3.317	10:47:44.187
2 -	1:01.364		10:40:32.947	8 -	1:20.906	+ 19.542	10:49:05.093
3 -	1:06.385	+ 5.021	10:41:39.332	9 -	3:02.241	+ 2:00.877	10:52:07.334
4 -	2:34.089	+ 1:32.725	10:44:13.421	10 -	1:03.831	+ 2.467	10:53:11.165
5 -	1:17.180	+ 15.816	10:45:30.601	11 -	1:12.342	+ 10.978	10:54:23.507
6 -	1:08.905	+ 7.541	10:46:39.506				
28	Russell MARTIN		OBGS Morris Minor				
1 -	1:04.457	+ 1.628	10:39:18.213	10 -	2:47.772	+ 1:44.943	10:52:19.508
2 -	1:03.461	+ 0.632	10:40:21.674	11 -	1:04.968	+ 2.139	10:53:24.476
3 -	1:03.235	+ 0.406	10:41:24.909	12 -	1:05.220	+ 2.391	10:54:29.696
4 -	1:04.300	+ 1.471	10:42:29.209	13 -	1:03.218	+ 0.389	10:55:32.914
5 -	1:11.187	+ 8.358	10:43:40.396	14 -	1:03.552	+ 0.723	10:56:36.466
6 -	1:43.158	+ 40.329	10:45:23.554	15 -	1:02.829		10:57:39.295
7 -	1:57.847	+ 55.018	10:47:21.401	16 -	1:03.403	+ 0.574	10:58:42.698
8 -	1:03.478	+ 0.649	10:48:24.879	17 -	1:03.264	+ 0.435	10:59:45.962
9 -	1:06.857	+ 4.028	10:49:31.736				
30	Matthew MOORE		OBGS Austin A40				
1 -	1:02.278	+ 1.607	10:38:46.982	8 -	1:08.299	+ 7.628	10:46:44.266
2 -	1:01.504	+ 0.833	10:39:48.486	9 -	1:02.349	+ 1.678	10:47:46.615
3 -	1:01.527	+ 0.856	10:40:50.013	10 -	1:01.149	+ 0.478	10:48:47.764
4 -	1:01.172	+ 0.501	10:41:51.185	11 -	1:00.671		10:49:48.435
5 -	1:01.757	+ 1.086	10:42:52.942	12 -	1:04.407	+ 3.736	10:50:52.842
6 -	1:26.392	+ 25.721	10:44:19.334	13 -	1:04.463	+ 3.792	10:51:57.305

Car No. 30 - times disallowed - ignoring flag signals - C.11.6

Car Nos. 20, 28 & 48 require working transponders - Q.12.2.1

Weather / Track : Sunny / Dry

Mallory Park

Circuit Length = 1.3500 miles

Start: 10:36 End: 11:04

Oldies but Goldies

QUALIFYING - RACE 3 - LAP ANALYSIS

7 -	1:16.633	+ 15.962	10:45:35.967			
33	Max CAWTHORN		OBGC Wolseley 1500			
1 -	1:07.108	+ 1.357	10:39:24.296	11 -	1:06.301	+ 0.550 10:51:16.993
2 -	1:06.396	+ 0.645	10:40:30.692	12 -	1:06.447	+ 0.696 10:52:23.440
3 -	1:11.285	+ 5.534	10:41:41.977	13 -	1:06.817	+ 1.066 10:53:30.257
4 -	1:05.880	+ 0.129	10:42:47.857	14 -	1:06.680	+ 0.929 10:54:36.937
5 -	1:28.821	+ 23.070	10:44:16.678	15 -	1:07.261	+ 1.510 10:55:44.198
6 -	1:17.300	+ 11.549	10:45:33.978	16 -	1:06.834	+ 1.083 10:56:51.032
7 -	1:15.544	+ 9.793	10:46:49.522	17 -	1:06.441	+ 0.690 10:57:57.473
8 -	1:06.515	+ 0.764	10:47:56.037	18 -	1:05.751	10:59:03.224
9 -	1:06.720	+ 0.969	10:49:02.757	19 -	1:06.594	+ 0.843 11:00:09.818
10 -	1:07.935	+ 2.184	10:50:10.692			
42	Adam GITTINGS		OBGB Ford Zodiac			
1 -	1:05.732	+ 3.815	10:39:03.414	10 -	1:02.046	+ 0.129 10:49:46.954
2 -	1:03.860	+ 1.943	10:40:07.274	11 -	1:02.700	+ 0.783 10:50:49.654
3 -	1:02.949	+ 1.032	10:41:10.223	12 -	1:02.479	+ 0.562 10:51:52.133
4 -	1:02.488	+ 0.571	10:42:12.711	13 -	1:02.466	+ 0.549 10:52:54.599
5 -	1:10.527	+ 8.610	10:43:23.238	14 -	1:02.379	+ 0.462 10:53:56.978
6 -	1:54.927	+ 53.010	10:45:18.165	15 -	1:02.427	+ 0.510 10:54:59.405
7 -	1:21.890	+ 19.973	10:46:40.055	16 -	1:01.917	10:56:01.322
8 -	1:02.459	+ 0.542	10:47:42.514	17 -	1:02.609	+ 0.692 10:57:03.931
9 -	1:02.394	+ 0.477	10:48:44.908			
48	BUTTERFIELD / DORLIN		OBGA Jaguar Mk 1			
1 -	1:02.601	+ 1.849	10:38:46.291	12 -	1:02.908	+ 2.156 10:52:57.878
2 -	1:02.907	+ 2.155	10:39:49.198	13 -	1:05.681	+ 4.929 10:54:03.559
3 -	1:01.439	+ 0.687	10:40:50.637	14 -	1:42.463	+ 41.711 10:55:46.022
4 -	1:02.576	+ 1.824	10:41:53.213	15 -	1:01.792	+ 1.040 10:56:47.814
5 -	3:31.458	+ 2:30.706	10:45:24.671	16 -	1:00.917	+ 0.165 10:57:48.731
6 -	1:18.741	+ 17.989	10:46:43.412	17 -	1:01.215	+ 0.463 10:58:49.946
7 -	1:02.357	+ 1.605	10:47:45.769	18 -	1:01.035	+ 0.283 10:59:50.981
8 -	1:01.230	+ 0.478	10:48:46.999	19 -	1:00.752	11:00:51.733
9 -	1:02.687	+ 1.935	10:49:49.686	20 -	1:01.113	+ 0.361 11:01:52.846
10 -	1:01.455	+ 0.703	10:50:51.141	21 -	1:01.300	+ 0.548 11:02:54.146
11 -	1:03.829	+ 3.077	10:51:54.970	22 -	1:01.209	+ 0.457 11:03:55.355
51	Ian KELLETT		OBGB Standard Vanguard I			
1 -	1:12.887	+ 4.938	10:39:18.534	10 -	1:11.801	+ 3.852 10:50:25.981
2 -	1:10.232	+ 2.283	10:40:28.766	11 -	1:09.422	+ 1.473 10:51:35.403
3 -	1:12.583	+ 4.634	10:41:41.349	12 -	1:09.598	+ 1.649 10:52:45.001
4 -	1:13.275	+ 5.326	10:42:54.624	13 -	1:07.949	10:53:52.950
5 -	1:27.208	+ 19.259	10:44:21.832	14 -	1:10.147	+ 2.198 10:55:03.097
6 -	1:16.066	+ 8.117	10:45:37.898	15 -	1:10.311	+ 2.362 10:56:13.408
7 -	1:14.049	+ 6.100	10:46:51.947	16 -	1:08.466	+ 0.517 10:57:21.874
8 -	1:10.520	+ 2.571	10:48:02.467	17 -	1:08.393	+ 0.444 10:58:30.267
9 -	1:11.713	+ 3.764	10:49:14.180	18 -	1:10.925	+ 2.976 10:59:41.192
58	Russell EARNSHAW		OBGA Rover P4			
1 -	1:15.834	+ 6.467	10:39:36.606	10 -	1:10.116	+ 0.749 10:52:21.941
2 -	1:14.030	+ 4.663	10:40:50.636	11 -	1:10.142	+ 0.775 10:53:32.083
3 -	1:13.027	+ 3.660	10:42:03.663	12 -	1:11.366	+ 1.999 10:54:43.449
4 -	1:17.800	+ 8.433	10:43:21.463	13 -	1:09.715	+ 0.348 10:55:53.164
5 -	1:55.875	+ 46.508	10:45:17.338	14 -	1:09.367	10:57:02.531
6 -	2:22.791	+ 1:13.424	10:47:40.129	15 -	1:09.927	+ 0.560 10:58:12.458
7 -	1:11.420	+ 2.053	10:48:51.549	16 -	1:10.455	+ 1.088 10:59:22.913
8 -	1:10.000	+ 0.633	10:50:01.549	17 -	1:09.378	+ 0.011 11:00:32.291
9 -	1:10.276	+ 0.909	10:51:11.825	18 -	1:15.696	+ 6.329 11:01:47.987
60	WATSON / SNOWDON		OBGB Borgward Isabella TS			
1 -	1:06.435	+ 1.379	10:39:27.620	12 -	1:08.156	+ 3.100 10:53:37.380
2 -	1:05.275	+ 0.219	10:40:32.895	13 -	1:06.402	+ 1.346 10:54:43.782

Car No. 30 - times disallowed - ignoring flag signals - C.11.6
 Car Nos. 20, 28 & 48 require working transponders - Q.12.2.1
 Weather / Track : Sunny / Dry

Mallory Park
 Circuit Length = 1.3500 miles
 Start: 10:36 End: 11:04

Oldies but Goldies

QUALIFYING - RACE 3 - LAP ANALYSIS

3 -	1:07.422	+ 2.366	10:41:40.317	14 -	1:07.046	+ 1.990	10:55:50.828
4 -	1:05.823	+ 0.767	10:42:46.140	15 -	1:05.106	+ 0.050	10:56:55.934
5 -	1:28.119	+ 23.063	10:44:14.259	16 -	1:05.359	+ 0.303	10:58:01.293
6 -	1:17.223	+ 12.167	10:45:31.482	17 -	1:05.581	+ 0.525	10:59:06.874
7 -	1:12.103	+ 7.047	10:46:43.585	18 -	1:05.395	+ 0.339	11:00:12.269
8 -	1:06.176	+ 1.120	10:47:49.761	19 -	1:05.348	+ 0.292	11:01:17.617
9 -	1:08.282	+ 3.226	10:48:58.043	20 -	1:05.056		11:02:22.673
10 -	2:24.647	+ 1:19.591	10:51:22.690	21 -	1:05.186	+ 0.130	11:03:27.859
11 -	1:06.534	+ 1.478	10:52:29.224	22 -	1:05.688	+ 0.632	11:04:33.547
69	Peter BURTON OBGA Jaguar Mk1						
1 -	1:08.460	+ 6.078	10:38:55.930	9 -	1:04.514	+ 2.132	10:48:45.697
2 -	1:06.319	+ 3.937	10:40:02.249	10 -	1:03.539	+ 1.157	10:49:49.236
3 -	1:05.548	+ 3.166	10:41:07.797	11 -	1:10.049	+ 7.667	10:50:59.285
4 -	1:04.706	+ 2.324	10:42:12.503	12 -	4:02.841	+ 3:00.459	10:55:02.126
5 -	1:10.005	+ 7.623	10:43:22.508	13 -	1:07.302	+ 4.920	10:56:09.428
6 -	1:55.020	+ 52.638	10:45:17.528	14 -	1:03.938	+ 1.556	10:57:13.366
7 -	1:21.273	+ 18.891	10:46:38.801	15 -	1:03.994	+ 1.612	10:58:17.360
8 -	1:02.382		10:47:41.183	16 -	1:04.408	+ 2.026	10:59:21.768
86	ELSON / PRESTON OBGS Austin A40 Farina Mk1						
1 -	1:18.078	+ 16.560	10:39:50.812	12 -	1:02.975	+ 1.457	10:54:28.614
2 -	1:03.219	+ 1.701	10:40:54.031	13 -	1:03.192	+ 1.674	10:55:31.806
3 -	1:02.108	+ 0.590	10:41:56.139	14 -	1:03.749	+ 2.231	10:56:35.555
4 -	1:01.540	+ 0.022	10:42:57.679	15 -	1:02.094	+ 0.576	10:57:37.649
5 -	1:30.749	+ 29.231	10:44:28.428	16 -	1:02.891	+ 1.373	10:58:40.540
6 -	3:33.840	+ 2:32.322	10:48:02.268	17 -	1:02.536	+ 1.018	10:59:43.076
7 -	1:04.134	+ 2.616	10:49:06.402	18 -	1:01.990	+ 0.472	11:00:45.066
8 -	1:04.530	+ 3.012	10:50:10.932	19 -	1:01.870	+ 0.352	11:01:46.936
9 -	1:03.511	+ 1.993	10:51:14.443	20 -	1:01.518		11:02:48.454
10 -	1:07.293	+ 5.775	10:52:21.736	21 -	1:02.036	+ 0.518	11:03:50.490
11 -	1:03.903	+ 2.385	10:53:25.639				

Car No. 30 - times disallowed - ignoring flag signals - C.11.6
 Car Nos. 20, 28 & 48 require working transponders - Q.12.2.1
 Weather / Track : Sunny / Dry

Mallory Park
 Circuit Length = 1.3500 miles
 Start: 10:36 End: 11:04

Oldies but Goldies

RACE 3 - GRID

ROW 11	30	Matthew MOORE		
ROW 10	58	1:09.367 Russell EARNSHAW	21	1:12.400 TURRAL / DIFFEY
ROW 9	33	1:05.751 Max CAWTHORN	51	1:07.949 Ian KELLETT
ROW 8	60	1:05.056 WATSON / SNOWDON	7	1:05.623 PRITCHARD / VAUGHAN
ROW 7	20	1:03.118 Rod ADLINGTON	12	1:03.235 FRANKEL / TURRAL
ROW 6	6	1:02.431 Henry MANN	28	1:02.829 Russell MARTIN
ROW 5	17	1:02.087 David GRIFFITHS	69	1:02.382 Peter BURTON
ROW 4	19	1:01.830 Mike HAIGH	42	1:01.917 Adam GITTINGS
ROW 3	4	1:01.516 William LYNCH	86	1:01.518 ELSON / PRESTON
ROW 2	11	1:01.242 Rae DAVIS	23	1:01.364 HARRISON / TAFT
ROW 1	9	59.263 Mark DANIELL	48	1:00.752 BUTTERFIELD / DORLIN
Pole				
				

Mallory Park
Circuit Length = 1.3500 miles

These results are provisional until the conclusion of any judicial and technical matters.

Clerk of Course :		Timekeeper :
-------------------	--	--------------

Oldies but Goldies

RACE 3 - CLASSIFICATION - AMENDED

POS	NO	CL	NAME	ENTRY	LAPS	TIME	GAP	DIFF	MPH	BEST	ON
1	48	OBG/	BUTTERFIELD / DORLIN	Jaguar Mk 1	41	45:16.794			73.34	59.766	38
2	9	OBG/	Mark DANIELL	Austin A40	41	45:31.768	14.974	14.974	72.94	59.032	13
3	42	OBG/	Adam GITTINGS	Ford Zodiac	41	45:46.852	30.058	15.084	72.54	1:00.870	12
4	6	OBG/	Henry MANN	Ford Prefect 107E	41	45:48.496	31.702	1.644	72.49	1:00.413	38
5	69	OBG/	Peter BURTON	Jaguar Mk1	41	45:49.428	32.634	0.932	72.47	1:01.060	38
6	86	OBG/	ELSON / PRESTON	Austin A40 Farina Mk1	41	45:53.951	37.157	4.523	72.35	1:00.774	34
7	17	OBG/	David GRIFFITHS	Standard Vanguard III	41	45:57.190	40.396	3.239	72.26	1:01.328	36
8	60	OBG/	WATSON / SNOWDON	Borgward Isabella TS	40	46:12.639	1 lap	1 lap	70.11	1:04.370	35
9	33	OBG/	Max CAWTHORN	Wolseley 1500	39	45:23.722	2 laps	1 lap	69.58	1:02.727	31
10	51	OBG/	Ian KELLETT	Standard Vanguard I	38	45:22.247	3 laps	1 lap	67.84	1:05.913	18
11	20	OBG/	Rod ADLINGTON	MG Magnette	38	46:05.146	3 laps	42.899	66.78	1:02.652	6
12	7	OBG/	PRITCHARD / VAUGHAN	Ford Zephyr Mk1	38	46:09.106	3 laps	3.960	66.69	1:03.350	35
13	4	OBG/	William LYNCH	Austin A35	38	46:09.469	3 laps	0.363	66.68	1:00.786	34
NOT CLASSIFIED											
DNC	19	OBG/	Mike HAIGH	Ford Falcon	26	31:00.017	15 laps	12 laps	67.93	1:01.483	11
DNC	58	OBG/	Russell EARNSHAW	Rover P4	21	27:40.936	20 laps	5 laps	61.44	1:08.564	18
DNC	30	OBG/	Matthew MOORE	Austin A40	13	14:44.342	28 laps	8 laps	71.44	59.463	8
DNC	11	OBG/	Rae DAVIS	Austin A35	5	6:36.897	36 laps	8 laps	61.22	1:03.543	5
DNC	28	OBG/	Russell MARTIN	Morris Minor	1	1:19.288	40 laps	4 laps	61.29		
FASTEST LAP											
9	OBG/	Mark DANIELL	Austin A40	13	59.032	82.32 mph	132.49 kph				
48	OBG/	BUTTERFIELD / DORLIN	Jaguar Mk 1	38	59.766	81.31 mph	130.86 kph				
42	OBG/	Adam GITTINGS	Ford Zodiac	12	1:00.870	79.84 mph	128.49 kph				
33	OBG/	Max CAWTHORN	Wolseley 1500	31	1:02.727	77.47 mph	124.68 kph				

Amended Result - Car No.60 - change of Class

Weather / Track : Sunny / Dry

These results are provisional until the conclusion of any judicial and technical matters.

Mallory Park

Circuit Length = 1.3500 miles

Start: 14:53 End: 15:39

Clerk of Course :	Timekeeper :
-------------------	--------------

Oldies but Goldies
RACE 3 - LAP CHART

Lap 1			Lap 2			Lap 3			Lap 4			Lap 5		
No	Behind	Laptime	No	Behind	Laptime	No	Behind	Laptime	No	Behind	Laptime	No	Behind	Laptime
9		1:02.186	9		1:27.488	9		1:32.760	9		1:29.703	9		1:00.289
48	1.180	1:03.366	48	0.716	1:27.024	48	0.609	1:32.653	48	0.778	1:29.872	48	1.192	1:00.703
11	1.533	1:03.719	11	1.618	1:27.573	11	1.318	1:32.460	11	1.217	1:29.602	42	3.797	1:01.754
86	4.979	1:07.165	86	2.171	1:24.680	86	1.970	1:32.559	86	1.958	1:29.691	11	4.471	1:03.543
42	5.169	1:07.355	42	2.501	1:24.820	42	2.288	1:32.547	42	2.332	1:29.747	86	5.333	1:03.664
69	7.629	1:09.815	69	3.292	1:23.151	69	2.940	1:32.408	69	3.758	1:30.521	69	7.110	1:03.641
6	8.438	1:10.624	6	4.482	1:23.532	6	4.292	1:32.570	6	4.855	1:30.266	6	7.484	1:02.918
17	10.239	1:12.425	17	4.915	1:22.164	17	4.708	1:32.553	17	6.545	1:31.540	17	8.368	1:02.112
20	10.664	1:12.850	20	5.453	1:22.277	20	6.033	1:33.340	20	6.845	1:30.515	30	8.440	1:01.378
30	12.912	1:15.098	30	6.063	1:20.639	30	6.463	1:33.160	30	7.351	1:30.591	20	9.720	1:03.164
60	13.049	1:15.235	60	7.049	1:21.488	60	7.497	1:33.208	60	9.278	1:31.484	60	14.057	1:05.068
7	14.246	1:16.432	7	8.782	1:22.024	7	8.948	1:32.926	7	10.826	1:31.581	7	16.514	1:05.977
33	16.980	1:19.166	33	9.989	1:20.497	33	9.906	1:32.677	33	11.602	1:31.399	33	16.727	1:05.414
28	17.102	1:19.288	51	11.391	1:19.434	51	11.134	1:32.503	51	15.080	1:33.649	19	20.048	1:03.133
51	19.445	1:21.631	58	13.586	1:14.824	58	15.518	1:34.692	58	17.009	1:31.194	51	23.333	1:08.542
58	26.250	1:28.436	19	22.877	1:08.621	19	18.868	1:28.751	19	17.204	1:28.039	58	25.984	1:09.264
19	41.744	1:43.930				4	2 LAPS	5:13.698	4	2 LAPS	1:02.327	4	2 LAPS	1:01.279

Weather / Track : Sunny / Dry

Mallory Park
Circuit Length = 1.3500 miles
Start: 14:53 End: 15:39

Oldies but Goldies
RACE 3 - LAP CHART

Lap 6			Lap 7			Lap 8			Lap 9			Lap 10		
No	Behind	Laptime	No	Behind	Laptime	No	Behind	Laptime	No	Behind	Laptime	No	Behind	Laptime
9		59.921	9		59.632	9		59.793	9		59.472	9		59.683
48	1.888	1:00.617	48	2.832	1:00.576	48	3.624	1:00.585	48	4.655	1:00.503	48	5.674	1:00.702
42	5.156	1:01.280	42	6.958	1:01.434	42	8.831	1:01.666	42	10.901	1:01.542	58	1 LAP	1:11.816
86	7.781	1:02.369	86	9.954	1:01.805	30	10.737	59.463	30	12.140	1:00.875	30	13.141	1:00.684
69	10.294	1:03.105	30	11.067	1:00.093	86	12.698	1:02.537	86	15.533	1:02.307	42	13.397	1:02.179
30	10.606	1:02.087	69	13.539	1:02.877	69	16.557	1:02.811	69	20.301	1:03.216	86	18.240	1:02.390
17	11.186	1:02.739	17	14.327	1:02.773	17	17.970	1:03.436	17	21.304	1:02.806	17	24.674	1:03.053
6	11.327	1:03.764	6	14.414	1:02.719	6	18.067	1:03.446	6	21.793	1:03.198	69	24.818	1:04.200
20	12.451	1:02.652	20	15.522	1:02.703	20	18.794	1:03.065	20	22.643	1:03.321	20	26.462	1:03.502
60	19.530	1:05.394	60	25.220	1:05.322	19	29.731	1:02.916	19	32.891	1:02.632	6	27.717	1:05.607
7	21.507	1:04.914	19	26.608	1:03.717	60	31.807	1:06.380	60	37.514	1:05.179	19	35.289	1:02.081
19	22.523	1:02.396	7	28.055	1:06.180	33	33.134	1:04.695	33	37.543	1:03.881	33	42.328	1:04.468
33	23.051	1:06.245	33	28.232	1:04.813	7	34.200	1:05.938	7	40.252	1:05.524	60	43.486	1:05.655
51	31.213	1:07.801	51	39.559	1:07.978	51	47.849	1:08.083	4	2 LAPS	1:01.986	7	46.366	1:05.797
58	35.391	1:09.328	58	45.517	1:09.758	4	2 LAPS	1:01.908	51	55.693	1:07.316	4	2 LAPS	1:01.566
4	2 LAPS	1:01.050	4	2 LAPS	1:01.397	58	56.090	1:10.366						

Weather / Track : Sunny / Dry

Mallory Park
 Circuit Length = 1.3500 miles
 Start: 14:53 End: 15:39

Oldies but Goldies
RACE 3 - LAP CHART

Lap 11			Lap 12			Lap 13			Lap 14			Lap 15		
No	Behind	Laptime	No	Behind	Laptime	No	Behind	Laptime	No	Behind	Laptime	No	Behind	Laptime
9		59.548	9		59.160	9		59.032	9		1:00.014	9		1:00.633
51	1 LAP	1:07.920	48	8.667	1:00.963	48	10.217	1:00.582	60	1 LAP	1:05.151	4	3 LAPS	1:01.368
48	6.864	1:00.738	51	1 LAP	1:07.365	30	15.675	1:00.375	4	3 LAPS	1:01.908	33	1 LAP	1:05.010
30	13.620	1:00.027	30	14.332	59.872	42	19.767	1:01.699	7	1 LAP	1:06.210	60	1 LAP	1:04.958
42	15.390	1:01.541	42	17.100	1:00.870	51	1 LAP	1:08.083	48	10.941	1:00.738	7	1 LAP	1:06.605
58	1 LAP	1:10.909	86	26.699	1:04.546	86	30.064	1:02.397	42	22.724	1:02.971	48	11.245	1:00.937
86	21.313	1:02.621	17	30.922	1:02.738	17	34.439	1:02.549	51	1 LAP	1:07.909	42	24.144	1:02.053
17	27.344	1:02.218	58	1 LAP	1:10.473	69	34.890	1:02.375	86	32.192	1:02.142	86	33.866	1:02.307
69	28.298	1:03.028	69	31.547	1:02.409	6	37.122	1:01.918	17	36.845	1:02.420	51	1 LAP	1:07.447
20	29.759	1:02.845	20	33.355	1:02.756	20	37.139	1:02.816	69	37.082	1:02.206	17	38.192	1:01.980
6	31.079	1:02.910	6	34.236	1:02.317	58	1 LAP	1:09.563	20	40.073	1:02.948	69	38.787	1:02.338
19	37.224	1:01.483	19	39.681	1:01.617	19	42.427	1:01.778	6	40.498	1:03.390	6	42.344	1:02.479
33	47.457	1:04.677	33	53.137	1:04.840	33	58.949	1:04.844	19	44.861	1:02.448	20	42.389	1:02.949
60	48.817	1:04.879	60	54.581	1:04.924				58	1 LAP	1:09.072	19	46.862	1:02.634
7	52.081	1:05.263	7	57.833	1:04.912							58	1 LAP	1:09.457
4	2 LAPS	1:01.526	4	2 LAPS	1:01.063									

Weather / Track : Sunny / Dry

Mallory Park
 Circuit Length = 1.3500 miles
 Start: 14:53 End: 15:39

Oldies but Goldies
RACE 3 - LAP CHART

Lap 16			Lap 17			Lap 18			Lap 19			Lap 20		
No	Behind	Laptime	No	Behind	Laptime	No	Behind	Laptime	No	Behind	Laptime	No	Behind	Laptime
9		1:00.000	48		1:00.736	48		1:01.560	48		1:01.222	48		1:02.363
4	3 LAPS	1:01.774	33	1 LAP	1:05.085	33	1 LAP	1:05.393	9	2 LAPS	3:20.057	9	2 LAPS	59.422
33	1 LAP	1:04.432	60	1 LAP	1:05.384	58	2 LAPS	1:09.366	33	1 LAP	1:04.570	33	1 LAP	1:04.811
60	1 LAP	1:05.101	7	1 LAP	1:06.102	60	1 LAP	1:05.067	60	1 LAP	1:05.476	60	1 LAP	1:04.707
48	12.027	1:00.782	42	18.647	1:04.536	7	1 LAP	1:08.175	58	2 LAPS	1:09.153	42	1 LAP	1:01.779
7	1 LAP	1:05.912	86	26.451	1:02.573	86	27.116	1:02.225	42	1 LAP	1:57.899	58	2 LAPS	1:08.564
42	26.874	1:02.730	69	29.666	1:01.586	69	29.685	1:01.579	86	29.222	1:03.328	69	31.878	1:04.142
86	36.641	1:02.775	17	30.658	1:02.747	17	30.947	1:01.849	69	30.099	1:01.636	6	36.090	1:02.391
17	40.674	1:02.482	6	33.722	1:02.151	6	34.858	1:02.696	17	32.721	1:02.996	7	2 LAPS	2:23.694
69	40.843	1:02.056	51	1 LAP	1:08.763	19	41.102	1:02.578	6	36.062	1:02.426	19	41.535	1:02.073
51	1 LAP	1:07.457	19	40.084	1:03.350	51	1 LAP	1:06.760	19	41.825	1:01.945	51	1 LAP	1:06.445
6	44.334	1:01.990	20	41.264	1:08.421	4	2 LAPS	1:02.149	51	1 LAP	1:05.913	4	2 LAPS	1:01.511
20	45.606	1:03.217	4	2 LAPS	1:01.555				4	2 LAPS	1:01.787	9	1 LAP	59.212
19	49.497	1:02.635										42	1:14.853	1:01.673
4	2 LAPS	1:01.924										33	1:14.874	1:05.179
58	1 LAP	1:09.028										60	1:17.805	1:04.967
												58	1 LAP	1:09.199

Weather / Track : Sunny / Dry

Mallory Park
 Circuit Length = 1.3500 miles
 Start: 14:53 End: 15:39

Oldies but Goldies
RACE 3 - LAP CHART

Lap 21			Lap 22			Lap 23			Lap 24			Lap 25		
No	Behind	Laptime	No	Behind	Laptime	No	Behind	Laptime	No	Behind	Laptime	No	Behind	Laptime
6		1:02.930	19		1:05.364	42		1:21.597	48		1:01.839	48		1:01.310
7	2 LAPS	1:04.389	17	1 LAP	1:04.468	48	0.548	1:21.299	42	0.192	1:02.579	42	0.594	1:01.712
19	5.414	1:02.899	69	1 LAP	2:22.099	33	1.204	1:21.203	33	3.029	1:04.212	9	3.623	1:00.628
17	1 LAP	2:18.128	4	2 LAPS	1:03.140	20	3 LAPS	1:21.717	20	3 LAPS	1:03.902	20	3 LAPS	1:03.538
4	2 LAPS	1:02.303	9	1 LAP	1:02.354	7	2 LAPS	1:22.163	17	3.904	1:01.661	17	6.150	1:03.556
86	1 LAP	2:31.402	86	1 LAP	1:09.244	17	4.630	1:19.503	9	4.305	1:01.378	69	7.112	1:02.852
9	1 LAP	59.297	42	1:06.062	1:39.448	69	4.832	1:19.119	69	5.570	1:03.125	33	8.892	1:07.173
51	1 LAP	1:10.546	48	1:06.908	1:38.877	9	5.314	1:16.670	7	2 LAPS	1:05.541	86	9.423	1:01.977
42	37.392	1:01.559	33	1:07.660	1:37.680	86	9.415	1:10.198	86	8.756	1:01.728	7	2 LAPS	1:05.192
48	38.809	2:17.829	20	3 LAPS	1:17.536	6	14.445	1:06.574	6	13.807	1:01.749	6	14.611	1:02.114
33	40.758	1:04.904	7	2 LAPS	2:17.210	51	1 LAP	1:07.395	51	1 LAP	1:06.833	51	1 LAP	1:06.832
60	44.738	1:05.953	17	1:12.786	1:09.630	60	36.092	1:14.897	4	2 LAPS	1:04.256	4	2 LAPS	1:02.036
58	1 LAP	1:10.365	69	1:13.372	1:09.193	58	2 LAPS	3:16.109	19	40.529	1:06.116	19	41.780	1:02.561
20	3 LAPS	5:04.236	9	1:16.303	1:03.667	4	2 LAPS	2:53.795	60	42.233	1:08.528	60	46.343	1:05.420
			86	1:26.876	1:09.169	19	36.800	3:04.459						
			6	1:35.530	2:46.308									
			51	1 LAP	2:24.967									
			60	1:48.854	2:14.894									

Weather / Track : Sunny / Dry

Mallory Park
 Circuit Length = 1.3500 miles
 Start: 14:53 End: 15:39

Oldies but Goldies
RACE 3 - LAP CHART

Lap 26			Lap 27			Lap 28			Lap 29			Lap 30		
No	Behind	Laptime	No	Behind	Laptime	No	Behind	Laptime	No	Behind	Laptime	No	Behind	Laptime
48		1:00.842	48		1:00.838	48		1:00.546	9		59.500	9		59.653
9	2.399	59.618	9	1.159	59.598	9	0.155	59.542	60	1 LAP	1:05.271	48	2.150	1:00.253
42	3.161	1:03.409	20	3 LAPS	1:02.933	20	3 LAPS	1:03.096	48	1.550	1:01.205	60	1 LAP	1:05.541
20	3 LAPS	1:03.056	69	10.743	1:02.428	69	12.986	1:02.789	20	3 LAPS	1:03.292	20	3 LAPS	1:03.249
69	9.153	1:02.883	86	11.941	1:01.850	86	13.544	1:02.149	69	16.661	1:03.330	69	20.215	1:03.207
86	10.929	1:02.348	42	14.481	1:12.158	42	15.263	1:01.328	42	17.638	1:02.030	42	20.620	1:02.635
7	2 LAPS	1:05.781	6	18.043	1:02.580	6	19.071	1:01.574	86	17.702	1:03.813	86	21.520	1:03.471
6	16.301	1:02.532	7	2 LAPS	1:06.388	17	24.472	1:02.537	6	21.211	1:01.795	6	22.736	1:01.178
17	21.744	1:16.436	17	22.481	1:01.575	7	2 LAPS	1:05.533	17	26.314	1:01.497	17	28.187	1:01.526
51	1 LAP	1:06.706	33	1 LAP	2:18.924	33	1 LAP	1:03.825	7	2 LAPS	1:03.921	7	2 LAPS	1:04.254
4	2 LAPS	1:01.699	51	1 LAP	1:06.850	4	3 LAPS	2:03.767	33	1 LAP	1:03.697	33	1 LAP	1:03.520
19	50.799	1:09.861	60	56.211	1:05.857	51	1 LAP	1:07.279	4	3 LAPS	1:01.997	4	3 LAPS	1:01.296
60	51.192	1:05.691							51	1 LAP	1:07.118			

Weather / Track : Sunny / Dry

Mallory Park
 Circuit Length = 1.3500 miles
 Start: 14:53 End: 15:39

Oldies but Goldies
RACE 3 - LAP CHART

Lap 31			Lap 32			Lap 33			Lap 34			Lap 35		
No	Behind	Laptime	No	Behind	Laptime	No	Behind	Laptime	No	Behind	Laptime	No	Behind	Laptime
9		1:00.041	9		59.458	9		59.475	9		59.560	9		59.628
48	2.746	1:00.637	48	3.514	1:00.226	48	4.479	1:00.440	48	5.273	1:00.354	48	6.273	1:00.628
51	2 LAPS	1:07.414	51	2 LAPS	1:06.672	51	2 LAPS	1:06.865	51	2 LAPS	1:07.128	42	29.756	1:02.590
60	1 LAP	1:05.136	60	1 LAP	1:05.113	60	1 LAP	1:05.225	42	26.794	1:01.332	69	31.549	1:01.580
42	21.582	1:01.003	42	23.475	1:01.351	42	25.022	1:01.022	60	1 LAP	1:05.390	86	32.329	1:01.717
20	3 LAPS	1:03.016	69	25.971	1:02.362	69	27.884	1:01.388	69	29.597	1:01.273	6	33.861	1:01.581
69	23.067	1:02.893	20	3 LAPS	1:03.339	86	29.026	1:01.350	86	30.240	1:00.774	60	1 LAP	1:05.725
86	24.003	1:02.524	6	27.148	1:02.386	20	3 LAPS	1:02.683	6	31.908	1:01.283	51	2 LAPS	1:10.091
6	24.220	1:01.525	86	27.151	1:02.606	6	30.185	1:02.512	20	3 LAPS	1:02.882	20	3 LAPS	1:02.883
17	31.033	1:02.887	17	33.500	1:01.925	17	35.682	1:01.657	17	37.495	1:01.373	17	39.266	1:01.399
7	2 LAPS	1:04.132	7	2 LAPS	1:03.671	7	2 LAPS	1:04.138	7	2 LAPS	1:04.042	4	3 LAPS	1:01.279
33	1 LAP	1:03.145	33	1 LAP	1:02.727	33	1 LAP	1:04.008	33	1 LAP	1:03.904	33	1 LAP	1:03.799
4	3 LAPS	1:00.821	4	3 LAPS	1:01.151	4	3 LAPS	1:01.229	4	3 LAPS	1:01.804	7	2 LAPS	1:05.130

Weather / Track : Sunny / Dry

Mallory Park
 Circuit Length = 1.3500 miles
 Start: 14:53 End: 15:39

Oldies but Goldies
RACE 3 - LAP CHART

Lap 36			Lap 37			Lap 38			Lap 39			Lap 40		
No	Behind	Laptime	No	Behind	Laptime	No	Behind	Laptime	No	Behind	Laptime	No	Behind	Laptime
9		59.506	9		1:00.213	9		59.676	9		1:00.185	9		1:07.994
48	7.796	1:01.029	33	2 LAPS	1:03.531	33	2 LAPS	1:02.868	33	2 LAPS	1:03.629	48	0.472	1:00.521
42	31.768	1:01.518	7	3 LAPS	1:03.645	7	3 LAPS	1:03.350	48	7.945	1:00.342	33	2 LAPS	1:04.564
69	33.373	1:01.330	48	7.698	1:00.115	48	7.788	59.766	7	3 LAPS	1:09.010	42	29.743	1:01.660
86	33.805	1:00.982	42	32.922	1:01.367	42	34.483	1:01.237	42	36.077	1:01.779	69	31.202	1:01.950
6	35.671	1:01.316	69	34.778	1:01.618	69	36.162	1:01.060	69	37.246	1:01.269	6	31.400	1:01.146
60	1 LAP	1:04.370	86	35.483	1:01.891	86	36.835	1:01.028	86	37.926	1:01.276	86	37.140	1:07.208
20	3 LAPS	1:03.500	6	36.339	1:00.881	6	37.076	1:00.413	6	38.248	1:01.357	17	40.149	1:01.764
17	41.088	1:01.328	17	42.305	1:01.430	17	44.478	1:01.849	17	46.379	1:02.086	20	3 LAPS	1:04.313
51	2 LAPS	1:08.155	20	3 LAPS	1:03.116	20	3 LAPS	1:02.728	20	3 LAPS	1:02.785	7	3 LAPS	1:43.801
4	3 LAPS	1:00.907	60	1 LAP	1:05.077	60	1 LAP	1:04.988	60	1 LAP	1:04.933	60	1 LAP	1:05.052
			51	2 LAPS	1:07.127	4	3 LAPS	1:01.652	4	3 LAPS	1:01.282	4	3 LAPS	1:01.352
			4	3 LAPS	1:00.786	51	2 LAPS	1:08.213	51	2 LAPS	1:07.016			

Weather / Track : Sunny / Dry

Mallory Park
 Circuit Length = 1.3500 miles
 Start: 14:53 End: 15:39

Oldies but Goldies
RACE 3 - LAP CHART

Lap 41		
No	Behind	Laptime
48		1:00.676
51	3 LAPS	1:08.041
33	2 LAPS	1:04.313
9	14.974	1:16.122
42	30.058	1:01.463
6	31.702	1:01.450
69	32.634	1:02.580
86	37.157	1:01.165
17	40.396	1:01.395
20	3 LAPS	1:04.005
7	3 LAPS	1:03.649
4	3 LAPS	1:01.141
60	1 LAP	1:04.551

Weather / Track : Sunny / Dry

Mallory Park
Circuit Length = 1.3500 miles
Start: 14:53 End: 15:39

Stars of the 70's with Touring 70's
QUALIFYING - RACE 4 - CLASSIFICATION

POS	NO	CL	NAME	ENTRY	TIME	ON	LAPS	GAP	DIFF	MPH
1	42	2C	POCHCIOL / WRIGLEY	Ford Capri	51.190	11	15			94.93
2	86	GT	COOKE / DOWD	Porsche 911 RSR	53.025	20	25	1.835	1.835	91.65
3	16	2D	WOOLLEY / SMITHIES	Ford Escort	54.008	13	17	2.818	0.983	89.98
4	33	GT	Mark BATES	Porsche 911 ST	54.355	16	17	3.165	0.347	89.41
5	68	2D	Mark WRIGHT	Ford Escort RS 1800	55.560	3	3	4.370	1.205	87.47
6	7	TCA	Alan DAFFIN	Ford Capri 3.0S	55.668	22	25	4.478	0.108	87.30
7	66	GT	PEARSON / DEVINE	Triumph TR4	56.822	24	24	5.632	1.154	85.52
8	43	TCA	Tom POCHCIOL	Ford Capri	57.360	23	25	6.170	0.538	84.72
9	3	TCB	Ken CLARKE	Triumph Dolomite	57.459	14	17	6.269	0.099	84.58
10	64	TCB	DIFFEY / TURRAL	BMW 2002	57.654	19	20	6.464	0.195	84.29
11	82	GT	ABSOLUM / DOWD	Ferrari 308 GTS	58.273	17	20	7.083	0.619	83.39

Car No. 16 requires a working transponder - Q.12.2.1

Weather / Track : Sunny / Dry
 These results are provisional until the conclusion of any judicial and technical matters.

Mallory Park
 Circuit Length = 1.3500 miles
 Start: 11:10 End: 11:37

Clerk of Course :		Timekeeper :
-------------------	--	--------------

Stars of the 70's with Touring 70's

QUALIFYING - RACE 4 - LAP ANALYSIS

3	Ken CLARKE		TCB Triumph Dolomite				
1 -	1:04.292	+ 6.833	11:13:37.072	10 -	59.247	+ 1.788	11:22:31.179
2 -	1:01.768	+ 4.309	11:14:38.840	11 -	58.738	+ 1.279	11:23:29.917
3 -	59.673	+ 2.214	11:15:38.513	12 -	58.361	+ 0.902	11:24:28.278
4 -	59.392	+ 1.933	11:16:37.905	13 -	58.237	+ 0.778	11:25:26.515
5 -	58.936	+ 1.477	11:17:36.841	14 -	57.459		11:26:23.974
6 -	59.240	+ 1.781	11:18:36.081	15 -	57.692	+ 0.233	11:27:21.666
7 -	58.596	+ 1.137	11:19:34.677	16 -	58.183	+ 0.724	11:28:19.849
8 -	58.786	+ 1.327	11:20:33.463	17 -	58.694	+ 1.235	11:29:18.543
9 -	58.469	+ 1.010	11:21:31.932				
7	Alan DAFFIN		TCA Ford Capri 3.0S				
1 -	57.687	+ 2.019	11:12:55.713	14 -	57.319	+ 1.651	11:25:12.973
2 -	57.137	+ 1.469	11:13:52.850	15 -	57.135	+ 1.467	11:26:10.108
3 -	56.571	+ 0.903	11:14:49.421	16 -	56.575	+ 0.907	11:27:06.683
4 -	56.437	+ 0.769	11:15:45.858	17 -	57.446	+ 1.778	11:28:04.129
5 -	56.907	+ 1.239	11:16:42.765	18 -	56.152	+ 0.484	11:29:00.281
6 -	56.100	+ 0.432	11:17:38.865	19 -	57.075	+ 1.407	11:29:57.356
7 -	56.206	+ 0.538	11:18:35.071	20 -	58.064	+ 2.396	11:30:55.420
8 -	56.983	+ 1.315	11:19:32.054	21 -	56.138	+ 0.470	11:31:51.558
9 -	57.178	+ 1.510	11:20:29.232	22 -	55.668		11:32:47.226
10 -	57.014	+ 1.346	11:21:26.246	23 -	56.912	+ 1.244	11:33:44.138
11 -	56.310	+ 0.642	11:22:22.556	24 -	57.071	+ 1.403	11:34:41.209
12 -	56.494	+ 0.826	11:23:19.050	25 -	1:14.241	+ 18.573	11:35:55.450
13 -	56.604	+ 0.936	11:24:15.654				
16	WOOLLEY / SMITHIES		2D Ford Escort				
1 -	59.810	+ 5.802	11:20:01.048	10 -	55.171	+ 1.163	11:29:58.666
2 -	57.589	+ 3.581	11:20:58.637	11 -	56.025	+ 2.017	11:30:54.691
3 -	56.541	+ 2.533	11:21:55.178	12 -	54.864	+ 0.856	11:31:49.555
4 -	56.520	+ 2.512	11:22:51.698	13 -	54.008		11:32:43.563
5 -	56.743	+ 2.735	11:23:48.441	14 -	56.947	+ 2.939	11:33:40.510
6 -	56.793	+ 2.785	11:24:45.234	15 -	54.185	+ 0.177	11:34:34.695
7 -	58.687	+ 4.679	11:25:43.921	16 -	54.328	+ 0.320	11:35:29.023
8 -	2:23.338	+ 1:29.330	11:28:07.259	17 -	54.991	+ 0.983	11:36:24.014
9 -	56.236	+ 2.228	11:29:03.495				
33	Mark BATES		GT Porsche 911 ST				
1 -	59.200	+ 4.845	11:13:09.236	10 -	55.585	+ 1.230	11:21:31.680
2 -	56.201	+ 1.846	11:14:05.437	11 -	3:22.298	+ 2:27.943	11:24:53.978
3 -	58.678	+ 4.323	11:15:04.115	12 -	54.924	+ 0.569	11:25:48.902
4 -	56.195	+ 1.840	11:16:00.310	13 -	54.638	+ 0.283	11:26:43.540
5 -	54.946	+ 0.591	11:16:55.256	14 -	55.065	+ 0.710	11:27:38.605
6 -	54.842	+ 0.487	11:17:50.098	15 -	54.656	+ 0.301	11:28:33.261
7 -	55.462	+ 1.107	11:18:45.560	16 -	54.355		11:29:27.616
8 -	55.651	+ 1.296	11:19:41.211	17 -	1:13.991	+ 19.636	11:30:41.607
9 -	54.884	+ 0.529	11:20:36.095				
42	POCHCIOL / WRIGLEY		2C Ford Capri				
1 -	57.460	+ 6.270	11:12:57.013	9 -	52.407	+ 1.217	11:20:01.374
2 -	56.212	+ 5.022	11:13:53.225	10 -	52.350	+ 1.160	11:20:53.724
3 -	53.545	+ 2.355	11:14:46.770	11 -	51.190		11:21:44.914
4 -	52.834	+ 1.644	11:15:39.604	12 -	57.424	+ 6.234	11:22:42.338
5 -	53.485	+ 2.295	11:16:33.089	13 -	2:42.877	+ 1:51.687	11:25:25.215
6 -	51.724	+ 0.534	11:17:24.813	14 -	57.514	+ 6.324	11:26:22.729
7 -	52.704	+ 1.514	11:18:17.517	15 -	56.955	+ 5.765	11:27:19.684
8 -	51.450	+ 0.260	11:19:08.967				
43	Tom POCHCIOL		TCA Ford Capri				
1 -	1:00.146	+ 2.786	11:13:04.267	14 -	57.453	+ 0.093	11:25:43.922
2 -	59.607	+ 2.247	11:14:03.874	15 -	58.027	+ 0.667	11:26:41.949
3 -	1:00.545	+ 3.185	11:15:04.419	16 -	57.705	+ 0.345	11:27:39.654

Car No. 16 requires a working transponder - Q.12.2.1

Weather / Track : Sunny / Dry

Mallory Park
Circuit Length = 1.3500 miles
Start: 11:10 End: 11:37

Stars of the 70's with Touring 70's
QUALIFYING - RACE 4 - LAP ANALYSIS

4 -	59.078	+ 1.718	11:16:03.497	17 -	58.041	+ 0.681	11:28:37.695
5 -	58.031	+ 0.671	11:17:01.528	18 -	57.658	+ 0.298	11:29:35.353
6 -	57.826	+ 0.466	11:17:59.354	19 -	58.766	+ 1.406	11:30:34.119
7 -	58.473	+ 1.113	11:18:57.827	20 -	57.560	+ 0.200	11:31:31.679
8 -	58.306	+ 0.946	11:19:56.133	21 -	58.506	+ 1.146	11:32:30.185
9 -	57.368	+ 0.008	11:20:53.501	22 -	58.276	+ 0.916	11:33:28.461
10 -	57.458	+ 0.098	11:21:50.959	23 -	57.360		11:34:25.821
11 -	58.845	+ 1.485	11:22:49.804	24 -	57.527	+ 0.167	11:35:23.348
12 -	57.925	+ 0.565	11:23:47.729	25 -	57.625	+ 0.265	11:36:20.973
13 -	58.740	+ 1.380	11:24:46.469				
64	DIFFEY / TURRAL		TCB BMW 2002				
1 -	59.158	+ 1.504	11:12:56.381	11 -	59.088	+ 1.434	11:25:21.879
2 -	59.048	+ 1.394	11:13:55.429	12 -	59.113	+ 1.459	11:26:20.992
3 -	57.961	+ 0.307	11:14:53.390	13 -	58.443	+ 0.789	11:27:19.435
4 -	58.027	+ 0.373	11:15:51.417	14 -	58.682	+ 1.028	11:28:18.117
5 -	58.729	+ 1.075	11:16:50.146	15 -	58.174	+ 0.520	11:29:16.291
6 -	1:01.761	+ 4.107	11:17:51.907	16 -	1:15.972	+ 18.318	11:30:32.263
7 -	3:31.144	+ 2:33.490	11:21:23.051	17 -	2:00.197	+ 1:02.543	11:32:32.460
8 -	1:01.404	+ 3.750	11:22:24.455	18 -	58.558	+ 0.904	11:33:31.018
9 -	59.459	+ 1.805	11:23:23.914	19 -	57.654		11:34:28.672
10 -	58.877	+ 1.223	11:24:22.791	20 -	57.925	+ 0.271	11:35:26.597
66	PEARSON / DEVINE		GT Triumph TR4				
1 -	59.917	+ 3.095	11:13:15.867	13 -	2:10.329	+ 1:13.507	11:26:04.478
2 -	58.105	+ 1.283	11:14:13.972	14 -	58.528	+ 1.706	11:27:03.006
3 -	58.588	+ 1.766	11:15:12.560	15 -	57.969	+ 1.147	11:28:00.975
4 -	57.517	+ 0.695	11:16:10.077	16 -	58.212	+ 1.390	11:28:59.187
5 -	57.311	+ 0.489	11:17:07.388	17 -	57.948	+ 1.126	11:29:57.135
6 -	57.419	+ 0.597	11:18:04.807	18 -	59.644	+ 2.822	11:30:56.779
7 -	57.328	+ 0.506	11:19:02.135	19 -	57.223	+ 0.401	11:31:54.002
8 -	57.442	+ 0.620	11:19:59.577	20 -	57.643	+ 0.821	11:32:51.645
9 -	57.404	+ 0.582	11:20:56.981	21 -	57.542	+ 0.720	11:33:49.187
10 -	57.020	+ 0.198	11:21:54.001	22 -	56.879	+ 0.057	11:34:46.066
11 -	57.280	+ 0.458	11:22:51.281	23 -	56.999	+ 0.177	11:35:43.065
12 -	1:02.868	+ 6.046	11:23:54.149	24 -	56.822		11:36:39.887
68	Mark WRIGHT		2D Ford Escort RS 1800				
1 -	59.471	+ 3.911	11:13:17.696	3 -	55.560		11:15:13.742
2 -	1:00.486	+ 4.926	11:14:18.182				
82	ABSOLUM / DOWD		GT Ferrari 308 GTS				
1 -	1:04.854	+ 6.581	11:13:15.695	11 -	59.467	+ 1.194	11:23:18.713
2 -	1:02.331	+ 4.058	11:14:18.026	12 -	59.697	+ 1.424	11:24:18.410
3 -	1:01.711	+ 3.438	11:15:19.737	13 -	59.736	+ 1.463	11:25:18.146
4 -	59.632	+ 1.359	11:16:19.369	14 -	58.497	+ 0.224	11:26:16.643
5 -	59.730	+ 1.457	11:17:19.099	15 -	58.821	+ 0.548	11:27:15.464
6 -	1:00.253	+ 1.980	11:18:19.352	16 -	59.038	+ 0.765	11:28:14.502
7 -	1:00.704	+ 2.431	11:19:20.056	17 -	58.273		11:29:12.775
8 -	59.273	+ 1.000	11:20:19.329	18 -	58.679	+ 0.406	11:30:11.454
9 -	1:01.028	+ 2.755	11:21:20.357	19 -	58.642	+ 0.369	11:31:10.096
10 -	58.889	+ 0.616	11:22:19.246	20 -	58.650	+ 0.377	11:32:08.746
86	COOKE / DOWD		GT Porsche 911 RSR				
1 -	1:03.354	+ 10.329	11:13:12.860	14 -	54.120	+ 1.095	11:26:52.282
2 -	1:00.004	+ 6.979	11:14:12.864	15 -	53.808	+ 0.783	11:27:46.090
3 -	59.658	+ 6.633	11:15:12.522	16 -	53.631	+ 0.606	11:28:39.721
4 -	1:02.193	+ 9.168	11:16:14.715	17 -	54.711	+ 1.686	11:29:34.432
5 -	57.590	+ 4.565	11:17:12.305	18 -	55.024	+ 1.999	11:30:29.456
6 -	57.407	+ 4.382	11:18:09.712	19 -	53.591	+ 0.566	11:31:23.047
7 -	56.942	+ 3.917	11:19:06.654	20 -	53.025		11:32:16.072
8 -	58.823	+ 5.798	11:20:05.477	21 -	53.764	+ 0.739	11:33:09.836
9 -	56.146	+ 3.121	11:21:01.623	22 -	53.285	+ 0.260	11:34:03.121

Car No. 16 requires a working transponder - Q.12.2.1

Weather / Track : Sunny / Dry

Mallory Park
Circuit Length = 1.3500 miles
Start: 11:10 End: 11:37

Stars of the 70's with Touring 70's
QUALIFYING - RACE 4 - LAP ANALYSIS

10 -	58.019	+ 4.994	11:21:59.642	23 -	53.194	+ 0.169	11:34:56.315
11 -	2:04.993	+ 1:11.968	11:24:04.635	24 -	53.430	+ 0.405	11:35:49.745
12 -	56.392	+ 3.367	11:25:01.027	25 -	53.379	+ 0.354	11:36:43.124
13 -	57.135	+ 4.110	11:25:58.162				


Car No. 16 requires a working transponder - Q.12.2.1

Weather / Track : Sunny / Dry

Mallory Park
 Circuit Length = 1.3500 miles
 Start: 11:10 End: 11:37

Stars of the 70's with Touring 70's

RACE 4 - GRID

ROW 6	58.273 82 ABSOLUM / DOWD	
ROW 5	57.459 3 Ken CLARKE	57.654 64 DIFFEY / TURRAL
ROW 4	56.822 66 PEARSON / DEVINE	57.360 43 Tom POCHCIOL
ROW 3	55.560 68 Mark WRIGHT	55.668 7 Alan DAFFIN
ROW 2	54.008 16 WOOLLEY / SMITHIES	54.355 33 Mark BATES
ROW 1	51.190 42 POCHCIOL / WRIGLEY	53.025 86 COOKE / DOWD
Pole		
		

Mallory Park
Circuit Length = 1.3500 miles

These results are provisional until the conclusion of any judicial and technical matters.

Clerk of Course :		Timekeeper :
-------------------	--	--------------

Stars of the 70's with Touring 70's

RACE 4 - CLASSIFICATION

POS	NO	CL	NAME	ENTRY	LAPS	TIME	GAP	DIFF	MPH	BEST	ON
1	33	GT	Mark BATES	Porsche 911 ST	48	45:33.184			85.35	54.410	3
2	86	2A	COOKE / DOWD	Porsche 911 RSR	48	45:34.559	1.375	1.375	85.30	52.950	34
3	16	2D	WOOLLEY / SMITHIES	Ford Escort	48	46:11.230	38.046	36.671	84.17	54.789	47
4	43	TCA	Tom POCHCIOL	Ford Capri	47	45:59.620	1 lap	1 lap	82.77	55.817	8
5	42	2C	POCHCIOL / WRIGLEY	Ford Capri	47	46:19.178	1 lap	19.558	82.18	51.754	15
6	66	GT	PEARSON / DEVINE	Triumph TR4	47	46:22.354	1 lap	3.176	82.09	56.311	24
7	3	TCB	Ken CLARKE	Triumph Dolomite	45	45:52.245	3 laps	2 laps	79.46	57.985	44
8	64	TCB	DIFFEY / TURRAL	BMW 2002	45	45:52.380	3 laps	0.135	79.45	57.609	30

NOT CLASSIFIED

DNC	7	TCA	Alan DAFFIN	Ford Capri 3.0S	27	35:15.093	21 laps	18 laps	62.03	56.031	15
DNC	68	2D	Mark WRIGHT	Ford Escort RS 1800	0						

FASTEST LAP

42	2C	POCHCIOL / WRIGLEY	Ford Capri	15	51.754	93.90 mph	151.12 kph
86	2A	COOKE / DOWD	Porsche 911 RSR	34	52.950	91.78 mph	147.71 kph
33	GT	Mark BATES	Porsche 911 ST	3	54.410	89.32 mph	143.74 kph
16	2D	WOOLLEY / SMITHIES	Ford Escort	47	54.789	88.70 mph	142.75 kph
43	TCA	Tom POCHCIOL	Ford Capri	8	55.817	87.06 mph	140.12 kph
64	TCB	DIFFEY / TURRAL	BMW 2002	30	57.609	84.36 mph	135.76 kph

Weather / Track : Sunny / Dry

These results are provisional until the conclusion of any judicial and technical matters.

Mallory Park

Circuit Length = 1.3500 miles

Start: 15:51 End: 16:37

Clerk of Course :

Timekeeper :

Stars of the 70's with Touring 70's

RACE 4 - LAP CHART

Lap 1			Lap 2			Lap 3			Lap 4			Lap 5		
No	Behind	Laptime	No	Behind	Laptime	No	Behind	Laptime	No	Behind	Laptime	No	Behind	Laptime
42		1:00.086	42		53.211	42		53.042	42		51.938	42		52.370
86	1.571	1:01.657	33	3.843	55.380	33	5.211	54.410	33	8.131	54.858	33	11.176	55.415
33	1.674	1:01.760	86	6.592	58.232	86	10.651	57.101	86	15.615	56.902	7	20.621	57.000
7	3.939	1:04.025	7	7.663	56.935	7	11.715	57.094	7	15.991	56.214	86	21.763	58.518
16	5.101	1:05.187	16	9.300	57.410	16	12.912	56.654	16	17.422	56.448	16	22.634	57.582
43	5.450	1:05.536	43	9.579	57.340	43	13.382	56.845	43	17.720	56.276	43	23.082	57.732
3	6.389	1:06.475	3	12.809	59.631	3	19.298	59.531	66	25.535	58.008	66	30.398	57.233
66	6.481	1:06.567	66	12.902	59.632	66	19.465	59.605	3	27.071	59.711	64	33.621	58.809
64	6.951	1:07.037	64	14.032	1:00.292	64	19.812	58.822	64	27.182	59.308	3	34.183	59.482

Weather / Track : Sunny / Dry

Mallory Park
 Circuit Length = 1.3500 miles
 Start: 15:51 End: 16:37

Stars of the 70's with Touring 70's

RACE 4 - LAP CHART

Lap 6			Lap 7			Lap 8			Lap 9			Lap 10		
No	Behind	Laptime	No	Behind	Laptime	No	Behind	Laptime	No	Behind	Laptime	No	Behind	Laptime
42		51.896	42		51.997	42		51.929	42		53.606	42		51.911
33	14.286	55.006	33	17.346	55.057	33	20.610	55.193	3	1 LAP	1:00.024	3	1 LAP	59.017
7	24.969	56.244	7	30.122	57.150	7	35.114	56.921	64	1 LAP	59.863	64	1 LAP	58.971
86	27.239	57.372	43	32.359	56.533	43	36.247	55.817	33	22.211	55.207	33	25.496	55.196
43	27.823	56.637	86	33.444	58.202	16	38.117	56.159	7	39.411	57.903	43	45.468	57.505
16	29.611	58.873	16	33.887	56.273	86	39.235	57.720	43	39.874	57.233	16	46.130	56.886
66	35.759	57.257	66	40.626	56.864	66	45.695	56.998	16	41.155	56.644	7	46.636	59.136
64	40.190	58.465	3	47.238	58.770				86	41.974	56.345	86	47.702	57.639
3	40.465	58.178	64	47.727	59.534				66	48.892	56.803			

Weather / Track : Sunny / Dry

Mallory Park
 Circuit Length = 1.3500 miles
 Start: 15:51 End: 16:37

Stars of the 70's with Touring 70's

RACE 4 - LAP CHART

Lap 11			Lap 12			Lap 13			Lap 14			Lap 15			
No	Behind	Laptime	No	Behind	Laptime	No	Behind	Laptime	No	Behind	Laptime	No	Behind	Laptime	
42		52.295	42		53.406	42		53.468	42		51.775	42		51.754	
66	1 LAP	56.888	7	1 LAP	1:00.255	43	1 LAP	57.838	16	1 LAP	55.824	16	1 LAP	56.171	
3	1 LAP	59.252	66	1 LAP	56.756	86	1 LAP	56.710	43	1 LAP	56.033	43	1 LAP	56.295	
64	1 LAP	59.115	64	1 LAP	58.919	66	1 LAP	56.568	86	1 LAP	56.038	86	1 LAP	56.213	
33	28.201	55.000	3	1 LAP	59.498	7	1 LAP	1:01.696	66	1 LAP	56.374	66	1 LAP	56.767	
43	49.948	56.775	33	29.868	55.073	3	1 LAP	59.066	64	1 LAP	58.561	33	39.503	56.130	
16	50.414	56.579	16	53.465	56.457	64	1 LAP	59.664	3	1 LAP	59.281	3	1 LAP	1:00.022	
86	53.262	57.855				33		32.011	55.611	33	35.127	54.891	64	1 LAP	1:00.633

Weather / Track : Sunny / Dry

Mallory Park
 Circuit Length = 1.3500 miles
 Start: 15:51 End: 16:37

Stars of the 70's with Touring 70's

RACE 4 - LAP CHART

Lap 16			Lap 17			Lap 18			Lap 19			Lap 20		
No	Behind	Laptime	No	Behind	Laptime	No	Behind	Laptime	No	Behind	Laptime	No	Behind	Laptime
42		51.838	42		55.301	42		1:04.071	16		55.967	16		55.813
16	1 LAP	56.104	16	1 LAP	55.423	16	1 LAP	55.934	43	2.326	56.214	43	3.249	56.736
43	1 LAP	56.088	43	1 LAP	56.066	43	1 LAP	55.894	86	2.852	56.398	86	3.431	56.392
86	1 LAP	55.796	86	1 LAP	55.286	86	1 LAP	55.678	66	13.642	56.491	66	14.364	56.535
66	1 LAP	56.833	66	1 LAP	56.851	66	1 LAP	56.812	33	48.943	55.570	33	48.307	55.177
33	43.009	55.344	33	43.916	56.208	64	1 LAP	59.424	64	51.031	58.554	3	54.899	58.705
3	1 LAP	58.775	3	1 LAP	58.638	3	1 LAP	1:00.100	3	52.007	59.944	64	55.180	59.962
64	1 LAP	59.198	64	1 LAP	58.452	16	1:00.615	55.901						
						43	1:02.694	56.145						
						86	1:03.036	55.666						

Weather / Track : Sunny / Dry

Mallory Park
 Circuit Length = 1.3500 miles
 Start: 15:51 End: 16:37

Stars of the 70's with Touring 70's

RACE 4 - LAP CHART

Lap 21			Lap 22			Lap 23			Lap 24			Lap 25		
No	Behind	Laptime	No	Behind	Laptime	No	Behind	Laptime	No	Behind	Laptime	No	Behind	Laptime
16		56.061	16		56.471	16		56.149	16		57.720	66		56.377
43	3.746	56.558	64	1 LAP	59.829	43	5.705	58.251	43	6.016	58.031	42	3 LAPS	54.791
86	4.309	56.939	3	1 LAP	1:00.326	3	1 LAP	1:00.883	3	1 LAP	1:00.808	86	1 LAP	2:09.263
66	14.864	56.561	43	3.603	56.328	64	1 LAP	1:01.441	7	10 LAPS	56.976	33	26.909	54.663
33	47.555	55.309	86	4.397	56.559	86	7.776	59.528	64	1 LAP	1:00.933	7	9 LAPS	56.489
			66	15.142	56.749	7	10 LAPS	10:17.717	66	13.969	56.311			
			42	3 LAPS	5:12.895	66	15.378	56.385	42	3 LAPS	55.095			
			33	46.146	55.062	42	3 LAPS	54.402	33	42.592	55.303			
						33	45.009	55.012	7	9 LAPS	56.031			
									3	1:10.297	59.782			

Weather / Track : Sunny / Dry

Mallory Park
 Circuit Length = 1.3500 miles
 Start: 15:51 End: 16:37

Stars of the 70's with Touring 70's

RACE 4 - LAP CHART

Lap 26			Lap 27			Lap 28			Lap 29			Lap 30		
No	Behind	Laptime	No	Behind	Laptime	No	Behind	Laptime	No	Behind	Laptime	No	Behind	Laptime
66		56.470	66		56.523	66		56.372	66		57.473	66		58.358
16	1 LAP	2:09.910	16	1 LAP	55.699	16	1 LAP	55.221	86	1 LAP	55.161	16	1 LAP	1:00.848
3	1 LAP	59.666	42	3 LAPS	54.575	42	3 LAPS	54.495	43	1 LAP	57.284	43	1 LAP	56.855
64	1 LAP	1:00.234	86	1 LAP	54.898	86	1 LAP	53.906	33	21.326	55.166	33	17.955	54.987
42	3 LAPS	53.996	3	1 LAP	1:00.085	3	1 LAP	59.298	7	9 LAPS	57.252	3	2 LAPS	2:16.075
86	1 LAP	54.233	64	1 LAP	1:00.077	43	1 LAP	56.363	42	2 LAPS	55.897	64	2 LAPS	2:17.004
43	1 LAP	2:11.937	43	1 LAP	56.664	64	1 LAP	1:00.418	86	56.215	55.882	42	2 LAPS	54.128
33	26.024	55.585	33	24.760	55.259	33	23.633	55.245				86	52.902	55.045
7	9 LAPS	58.862	7	9 LAPS	56.433	7	9 LAPS	57.120				7	9 LAPS	56.817
						16	56.903	55.784				16	57.803	55.883

Weather / Track : Sunny / Dry

Mallory Park
 Circuit Length = 1.3500 miles
 Start: 15:51 End: 16:37

Stars of the 70's with Touring 70's

RACE 4 - LAP CHART

Lap 31			Lap 32			Lap 33			Lap 34			Lap 35		
No	Behind	Laptime	No	Behind	Laptime	No	Behind	Laptime	No	Behind	Laptime	No	Behind	Laptime
33		55.286	33		55.059	33		54.837	33		54.805	33		55.261
3	2 LAPS	58.225	66	1 LAP	2:16.254	66	1 LAP	58.962	66	1 LAP	58.434	66	1 LAP	58.358
64	2 LAPS	57.973	3	2 LAPS	58.247	3	2 LAPS	58.423	3	2 LAPS	59.068	42	2 LAPS	53.609
42	2 LAPS	53.797	64	2 LAPS	57.609	64	2 LAPS	57.995	64	2 LAPS	58.595	86	27.073	53.878
86	32.999	53.338	42	2 LAPS	53.456	42	2 LAPS	52.935	42	2 LAPS	53.379	3	2 LAPS	59.841
7	9 LAPS	56.202	86	31.980	54.040	86	30.311	53.168	86	28.456	52.950	64	2 LAPS	59.795
16	40.563	56.001	7	9 LAPS	56.433	7	9 LAPS	56.063	7	9 LAPS	56.164	16	41.275	55.064
43	49.316	56.012	16	40.595	55.091	16	40.858	55.100	16	41.472	55.419	7	9 LAPS	56.387
			43	51.009	56.752	43	52.876	56.704	43	55.081	57.010	43	56.949	57.129

Weather / Track : Sunny / Dry

Mallory Park
 Circuit Length = 1.3500 miles
 Start: 15:51 End: 16:37

Stars of the 70's with Touring 70's

RACE 4 - LAP CHART

Lap 36			Lap 37			Lap 38			Lap 39			Lap 40		
No	Behind	Laptime	No	Behind	Laptime	No	Behind	Laptime	No	Behind	Laptime	No	Behind	Laptime
33		56.955	33		56.821	33		54.707	33		54.701	33		55.231
66	1 LAP	58.179	43	1 LAP	57.581	43	1 LAP	55.990	43	1 LAP	57.099	43	1 LAP	57.989
42	2 LAPS	53.051	42	2 LAPS	53.340	42	2 LAPS	53.265	42	2 LAPS	53.265	42	2 LAPS	52.812
86	23.300	53.182	86	19.562	53.083	86	18.301	53.446	86	17.350	53.750	86	15.228	53.109
3	2 LAPS	59.663	66	1 LAP	58.426	66	1 LAP	57.762	66	1 LAP	57.512	66	1 LAP	57.875
64	2 LAPS	59.073	3	2 LAPS	58.458	3	2 LAPS	58.407	16	39.336	55.165	16	39.106	55.001
16	40.087	55.767	64	2 LAPS	59.326	16	38.872	55.153	3	2 LAPS	59.228	64	2 LAPS	58.056
7	9 LAPS	59.574	16	38.426	55.160	64	2 LAPS	58.323	64	2 LAPS	58.351	3	2 LAPS	58.937

Weather / Track : Sunny / Dry

Mallory Park
 Circuit Length = 1.3500 miles
 Start: 15:51 End: 16:37

Stars of the 70's with Touring 70's

RACE 4 - LAP CHART

Lap 41			Lap 42			Lap 43			Lap 44			Lap 45		
No	Behind	Laptime	No	Behind	Laptime	No	Behind	Laptime	No	Behind	Laptime	No	Behind	Laptime
33		54.906	33		55.395	33		54.869	33		55.472	33		55.047
43	1 LAP	57.375	42	2 LAPS	53.807	42	2 LAPS	52.823	3	3 LAPS	59.940	42	2 LAPS	53.019
42	2 LAPS	52.598	43	1 LAP	57.448	86	10.774	53.846	64	3 LAPS	1:00.597	86	7.838	54.168
86	13.873	53.551	86	11.797	53.319	43	1 LAP	57.272	42	2 LAPS	53.334	64	3 LAPS	59.146
66	1 LAP	57.295	66	1 LAP	57.422	66	1 LAP	57.370	86	8.717	53.415	3	3 LAPS	59.978
16	39.315	55.115	16	38.882	54.962	16	39.185	55.172	43	1 LAP	57.853	43	1 LAP	57.932
3	2 LAPS	58.524	3	2 LAPS	59.402				16	38.854	55.141	16	39.104	55.297
64	2 LAPS	59.581	64	2 LAPS	59.219				66	1 LAP	58.443	66	1 LAP	57.117
												42	1 LAP	51.908

Weather / Track : Sunny / Dry

Mallory Park
 Circuit Length = 1.3500 miles
 Start: 15:51 End: 16:37

Stars of the 70's with Touring 70's

RACE 4 - LAP CHART

Lap 46			Lap 47			Lap 48		
No	Behind	Laptime	No	Behind	Laptime	No	Behind	Laptime
33		55.474	33		55.307	33		54.864
86	5.489	53.125	86	3.283	53.101	86	1.375	52.956
64	3 LAPS	58.292	3	3 LAPS	57.985	3	3 LAPS	59.103
3	3 LAPS	58.705	64	3 LAPS	58.556	64	3 LAPS	59.136
43	1 LAP	57.184	43	1 LAP	57.747	43	1 LAP	57.766
16	38.478	54.848	16	37.960	54.789	16	38.046	54.950
66	1 LAP	57.226	66	1 LAP	57.440	42	1 LAP	52.114
42	1 LAP	52.704	42	1 LAP	52.067	66	1 LAP	58.047

Weather / Track : Sunny / Dry

Mallory Park
 Circuit Length = 1.3500 miles
 Start: 15:51 End: 16:37

Allcomers Race

QUALIFYING - RACE 5 - CLASSIFICATION

POS	NO	CL	NAME	ENTRY	TIME	ON	LAPS	GAP	DIFF	MPH
1	42	TR70	Tom POCHCIOL	Ford Capri	53.370	10	15			91.06
2	33	TC	Mark BATES	Porsche 911 ST	54.358	3	7	0.988	0.988	89.40
3	45	GT	Rob HARTLEY	Ford Mustang	54.486	3	13	1.116	0.128	89.19
4	86	TR70	Jeremy COOKE	Porsche 911 RSR	55.657	2	15	2.287	1.171	87.31
5	7	TC	Alan DAFFIN	Ford Capri 3.0S	55.911	5	13	2.541	0.254	86.92
6	43	SOTS	Paul POCHCIOL	Ford Capri	56.202	9	14	2.832	0.291	86.47
7	66	CC	Michael PEARSON	Triumph TR4	56.914	2	3	3.544	0.712	85.39
8	96	TH	Dave DEVINE	Ford Lotus Cortina Mk 1	57.225	4	10	3.855	0.311	84.92
9	9	OBG	Mark DANIELL	Austin A40	58.697	3	6	5.327	1.472	82.79
10	30	OBG	Matthew MOORE	Austin A40	59.848	3	4	6.478	1.151	81.20
11	57	TH	William WARD	Austin Mini Cooper S	1:00.824	2	14	7.454	0.976	79.90
12	4	OBG	William LYNCH	Austin A35	1:01.513	4	6	8.143	0.689	79.00

Car No. 96 - transponder not working - Q.12.2.1

Weather / Track : Sunny / Dry

These results are provisional until the conclusion of any judicial and technical matters.

Mallory Park

Circuit Length = 1.3500 miles

Start: 11:51 End: 12:07

Clerk of Course :

Timekeeper :

Allcomers Race

QUALIFYING - RACE 5 - LAP ANALYSIS

4	William LYNCH		OBG Austin A35			
1 -	1:02.329	+ 0.816	11:55:59.024	4 -	1:01.513	12:01:07.910
2 -	3:05.704	+ 2:04.191	11:59:04.728	5 -	1:09.016	+ 7.503 12:02:16.926
3 -	1:01.669	+ 0.156	12:00:06.397	6 -	1:01.575	+ 0.062 12:03:18.501
7	Alan DAFFIN		TC Ford Capri 3.0S			
1 -	56.758	+ 0.847	11:54:00.757	8 -	56.049	+ 0.138 12:00:34.689
2 -	56.667	+ 0.756	11:54:57.424	9 -	56.484	+ 0.573 12:01:31.173
3 -	56.522	+ 0.611	11:55:53.946	10 -	56.858	+ 0.947 12:02:28.031
4 -	56.237	+ 0.326	11:56:50.183	11 -	56.690	+ 0.779 12:03:24.721
5 -	55.911		11:57:46.094	12 -	1:17.135	+ 21.224 12:04:41.856
6 -	56.354	+ 0.443	11:58:42.448	13 -	1:38.231	+ 42.320 12:06:20.087
7 -	56.192	+ 0.281	11:59:38.640			
9	Mark DANIELL		OBG Austin A40			
1 -	59.302	+ 0.605	11:53:18.864	4 -	59.700	+ 1.003 11:56:16.600
2 -	59.339	+ 0.642	11:54:18.203	5 -	58.976	+ 0.279 11:57:15.576
3 -	58.697		11:55:16.900	6 -	59.001	+ 0.304 11:58:14.577
30	Matthew MOORE		OBG Austin A40			
1 -	1:00.200	+ 0.352	11:53:38.331	3 -	59.848	11:55:38.059
2 -	59.880	+ 0.032	11:54:38.211	4 -	1:00.415	+ 0.567 11:56:38.474
33	Mark BATES		TC Porsche 911 ST			
1 -	54.977	+ 0.619	11:54:17.923	5 -	55.585	+ 1.227 11:57:57.060
2 -	54.644	+ 0.286	11:55:12.567	6 -	54.548	+ 0.190 11:58:51.608
3 -	54.358		11:56:06.925	7 -	1:02.152	+ 7.794 11:59:53.760
4 -	54.550	+ 0.192	11:57:01.475			
42	Tom POCHCIOL		TR70 Ford Capri			
1 -	56.623	+ 3.253	11:53:30.271	9 -	53.948	+ 0.578 12:00:46.389
2 -	54.914	+ 1.544	11:54:25.185	10 -	53.370	12:01:39.759
3 -	54.041	+ 0.671	11:55:19.226	11 -	55.746	+ 2.376 12:02:35.505
4 -	54.963	+ 1.593	11:56:14.189	12 -	53.815	+ 0.445 12:03:29.320
5 -	54.362	+ 0.992	11:57:08.551	13 -	55.487	+ 2.117 12:04:24.807
6 -	54.798	+ 1.428	11:58:03.349	14 -	1:11.602	+ 18.232 12:05:36.409
7 -	54.419	+ 1.049	11:58:57.768	15 -	1:33.182	+ 39.812 12:07:09.591
8 -	54.673	+ 1.303	11:59:52.441			
43	Paul POCHCIOL		SOTS Ford Capri			
1 -	58.122	+ 1.920	11:53:32.246	8 -	56.987	+ 0.785 12:00:14.670
2 -	57.378	+ 1.176	11:54:29.624	9 -	56.202	12:01:10.872
3 -	57.618	+ 1.416	11:55:27.242	10 -	1:14.854	+ 18.652 12:02:25.726
4 -	57.598	+ 1.396	11:56:24.840	11 -	1:03.359	+ 7.157 12:03:29.085
5 -	56.588	+ 0.386	11:57:21.428	12 -	1:11.852	+ 15.650 12:04:40.937
6 -	59.265	+ 3.063	11:58:20.693	13 -	58.855	+ 2.653 12:05:39.792
7 -	56.990	+ 0.788	11:59:17.683	14 -	1:00.249	+ 4.047 12:06:40.041
45	Rob HARTLEY		GT Ford Mustang			
1 -	57.502	+ 3.016	11:53:09.495	8 -	55.003	+ 0.517 11:59:40.754
2 -	54.808	+ 0.322	11:54:04.303	9 -	54.821	+ 0.335 12:00:35.575
3 -	54.486		11:54:58.789	10 -	59.116	+ 4.630 12:01:34.691
4 -	56.294	+ 1.808	11:55:55.083	11 -	1:00.500	+ 6.014 12:02:35.191
5 -	58.703	+ 4.217	11:56:53.786	12 -	1:02.203	+ 7.717 12:03:37.394
6 -	55.141	+ 0.655	11:57:48.927	13 -	1:08.191	+ 13.705 12:04:45.585
7 -	56.824	+ 2.338	11:58:45.751			
57	William WARD		TH Austin Mini Cooper S			
1 -	1:05.076	+ 4.252	11:53:33.987	8 -	1:01.607	+ 0.783 12:00:48.260
2 -	1:00.824		11:54:34.811	9 -	1:01.848	+ 1.024 12:01:50.108
3 -	1:01.351	+ 0.527	11:55:36.162	10 -	1:01.933	+ 1.109 12:02:52.041

Car No. 96 - transponder not working - Q.12.2.1

Weather / Track : Sunny / Dry

Mallory Park
Circuit Length = 1.3500 miles
Start: 11:51 End: 12:07

Allcomers Race

QUALIFYING - RACE 5 - LAP ANALYSIS


4 -	1:01.906	+ 1.082	11:56:38.068	11 -	1:02.953	+ 2.129	12:03:54.994
5 -	1:05.852	+ 5.028	11:57:43.920	12 -	1:01.504	+ 0.680	12:04:56.498
6 -	1:01.834	+ 1.010	11:58:45.754	13 -	1:01.337	+ 0.513	12:05:57.835
7 -	1:00.899	+ 0.075	11:59:46.653	14 -	1:01.063	+ 0.239	12:06:58.898
66	Michael PEARSON		CC Triumph TR4				
1 -	57.997	+ 1.083	11:53:06.396	3 -	1:22.546	+ 25.632	11:55:25.856
2 -	56.914		11:54:03.310				
86	Jeremy COOKE		TR70 Porsche 911 RSR				
1 -	56.598	+ 0.941	11:53:11.607	9 -	56.851	+ 1.194	12:00:43.378
2 -	55.657		11:54:07.264	10 -	55.953	+ 0.296	12:01:39.331
3 -	56.866	+ 1.209	11:55:04.130	11 -	57.870	+ 2.213	12:02:37.201
4 -	56.170	+ 0.513	11:56:00.300	12 -	56.845	+ 1.188	12:03:34.046
5 -	57.264	+ 1.607	11:56:57.564	13 -	1:01.024	+ 5.367	12:04:35.070
6 -	56.166	+ 0.509	11:57:53.730	14 -	57.771	+ 2.114	12:05:32.841
7 -	56.072	+ 0.415	11:58:49.802	15 -	56.357	+ 0.700	12:06:29.198
8 -	56.725	+ 1.068	11:59:46.527				
96	Dave DEVINE		TH Ford Lotus Cortina Mk 1				
1 -	1:00.357	+ 3.132	11:53:08.068	6 -	57.862	+ 0.637	11:57:59.072
2 -	58.568	+ 1.343	11:54:06.636	7 -	57.388	+ 0.163	11:58:56.460
3 -	59.129	+ 1.904	11:55:05.765	8 -	57.797	+ 0.572	11:59:54.257
4 -	57.225		11:56:02.990	9 -	57.533	+ 0.308	12:00:51.790
5 -	58.220	+ 0.995	11:57:01.210	10 -	1:01.768	+ 4.543	12:01:53.558

Car No. 96 - transponder not working - Q.12.2.1

Weather / Track : Sunny / Dry

Mallory Park
Circuit Length = 1.3500 miles
Start: 11:51 End: 12:07

Allcomers Race
RACE 5 - GRID

ROW 6	1:00.824 57 William WARD	1:01.513 4 William LYNCH
ROW 5	58.697 9 Mark DANIELL	59.848 30 Matthew MOORE
ROW 4	56.914 66 Michael PEARSON	57.225 96 Dave DEVINE
ROW 3	55.911 7 Alan DAFFIN	56.202 43 Paul POCHCIOL
ROW 2	54.486 45 Rob HARTLEY	55.657 86 Jeremy COOKE
ROW 1	53.370 42 Tom POCHCIOL	54.358 33 Mark BATES
Pole		
		

Mallory Park
Circuit Length = 1.3500 miles

These results are provisional until the conclusion of any judicial and technical matters.

Clerk of Course :		Timekeeper :
-------------------	--	--------------

Allcomers Race

RACE 5 - CLASSIFICATION

POS	NO	CL	NAME	ENTRY	LAPS	TIME	GAP	DIFF	MPH	BEST	ON
1	42	TR70	Tom POCHCIOL	Ford Capri	22	20:07.699			88.53	53.345	20
2	45	GT	Rob HARTLEY	Ford Mustang	22	20:46.441	38.742	38.742	85.77	55.735	4
3	33	SOTS	Mark BATES	Porsche 911 ST	22	20:46.452	38.753	0.011	85.77	55.524	5
4	7	TC	Alan DAFFIN	Ford Capri 3.0S	21	20:12.513	1 lap	1 lap	84.17	55.156	4
5	66	CC	Michael PEARSON	Triumph TR4	21	20:26.369	1 lap	13.856	83.22	57.334	9

NOT CLASSIFIED

<i>DNF</i>	43	SOTS	Paul POCHCIOL	Ford Capri	13	12:32.941	9 laps	8 laps	83.91	56.213	3
<i>DNF</i>	57	TH	William WARD	Austin Mini Cooper S	8	8:32.940	14 laps	5 laps	75.79	1:01.171	6
<i>DNF</i>	86	TR70	Jeremy COOKE	Porsche 911 RSR	0						

FASTEST LAP

42	TR70	Tom POCHCIOL	Ford Capri	20	53.345	91.10 mph	146.61 kph
7	TC	Alan DAFFIN	Ford Capri 3.0S	4	55.156	88.11 mph	141.80 kph
33	SOTS	Mark BATES	Porsche 911 ST	5	55.524	87.52 mph	140.86 kph
45	GT	Rob HARTLEY	Ford Mustang	4	55.735	87.19 mph	140.33 kph
66	CC	Michael PEARSON	Triumph TR4	9	57.334	84.76 mph	136.41 kph
57	TH	William WARD	Austin Mini Cooper S	6	1:01.171	79.44 mph	127.86 kph

Weather / Track : Bright / Dry
 These results are provisional until the conclusion of any judicial and technical matters.

Mallory Park
 Circuit Length = 1.3500 miles
 Start: 16:57 End: 17:18

Clerk of Course :	Timekeeper :
-------------------	--------------

Allcomers Race
RACE 5 - LAP CHART

Lap 1			Lap 2			Lap 3			Lap 4			Lap 5		
No	Behind	Laptime	No	Behind	Laptime	No	Behind	Laptime	No	Behind	Laptime	No	Behind	Laptime
42		57.706	42		54.593	42		54.340	42		55.246	42		54.947
45	1.738	59.444	45	3.424	56.279	45	4.970	55.886	45	5.459	55.735	45	6.425	55.913
33	1.918	59.624	33	3.645	56.320	33	5.098	55.793	33	5.981	56.129	33	6.558	55.524
43	8.341	1:06.047	43	11.012	57.264	43	12.885	56.213	43	14.152	56.513	7	16.035	56.318
7	9.269	1:06.975	66	12.753	57.612	7	14.754	55.526	7	14.664	55.156	43	16.641	57.436
66	9.734	1:07.440	7	13.568	58.892	66	16.405	57.992	66	19.011	57.852	66	22.253	58.189
57	12.323	1:10.029	57	19.938	1:02.208	57	27.594	1:01.996	57	33.972	1:01.624	57	40.413	1:01.388

Weather / Track : Bright / Dry

Mallory Park
 Circuit Length = 1.3500 miles
 Start: 16:57 End: 17:18

Allcomers Race
RACE 5 - LAP CHART

Lap 6			Lap 7			Lap 8			Lap 9			Lap 10		
No	Behind	Laptime	No	Behind	Laptime	No	Behind	Laptime	No	Behind	Laptime	No	Behind	Laptime
42		55.515	42		55.376	42		54.169	42		55.810	42		54.421
45	7.215	56.305	45	7.794	55.955	45	9.966	56.341	45	11.568	57.412	45	14.102	56.955
33	7.380	56.337	33	7.995	55.991	33	10.043	56.217	33	11.913	57.680	33	14.167	56.675
7	17.501	56.981	7	18.416	56.291	7	21.084	56.837	57	1 LAP	1:12.940	7	24.285	56.456
43	17.828	56.702	43	19.148	56.696	43	22.392	57.413	7	22.250	56.976	43	25.705	56.954
66	24.967	58.229	66	27.336	57.745	66	30.959	57.792	43	23.172	56.590	66	35.421	57.359
57	46.069	1:01.171	57	52.277	1:01.584				66	32.483	57.334			

Weather / Track : Bright / Dry

Mallory Park
 Circuit Length = 1.3500 miles
 Start: 16:57 End: 17:18

Allcomers Race
RACE 5 - LAP CHART

Lap 11			Lap 12			Lap 13			Lap 14			Lap 15		
No	Behind	Laptime	No	Behind	Laptime	No	Behind	Laptime	No	Behind	Laptime	No	Behind	Laptime
42		54.976	42		55.243	42		55.674	42		54.990	42		54.816
45	15.584	56.458	45	16.680	56.339	45	17.638	56.632	45	19.550	56.902	45	21.498	56.764
33	16.130	56.939	33	16.821	55.934	33	17.727	56.580	33	19.674	56.937	33	21.744	56.886
7	25.858	56.549	7	27.901	57.286	7	29.289	57.062	7	32.107	57.808	7	35.387	58.096
43	28.146	57.417	43	30.442	57.539	43	34.925	1:00.157	66	47.202	58.436	66	50.871	58.485
66	38.641	58.196	66	41.329	57.931	66	43.756	58.101						

Weather / Track : Bright / Dry

Mallory Park
 Circuit Length = 1.3500 miles
 Start: 16:57 End: 17:18

Allcomers Race
RACE 5 - LAP CHART

Lap 16			Lap 17			Lap 18			Lap 19			Lap 20		
No	Behind	Laptime	No	Behind	Laptime	No	Behind	Laptime	No	Behind	Laptime	No	Behind	Laptime
42		54.549	42		53.860	42		53.866	42		53.767	42		53.345
45	24.280	57.331	66	1 LAP	58.785	66	1 LAP	57.997	66	1 LAP	57.742	66	1 LAP	57.870
33	24.373	57.178	45	27.013	56.593	45	30.275	57.128	45	32.619	56.111	45	35.875	56.601
7	39.168	58.330	33	27.072	56.559	33	30.313	57.107	33	32.723	56.177	33	35.977	56.599
			7	43.627	58.319	7	48.269	58.508	7	52.669	58.167			

Weather / Track : Bright / Dry

Mallory Park
 Circuit Length = 1.3500 miles
 Start: 16:57 End: 17:18

Allcomers Race
RACE 5 - LAP CHART

Lap 21			Lap 22		
No	Behind	Laptime	No	Behind	Laptime
42		55.236	42		55.254
7	1 LAP	58.343	7	1 LAP	57.637
66	1 LAP	57.822	66	1 LAP	57.460
45	37.694	57.055	45	38.742	56.302
33	37.720	56.979	33	38.753	56.287

Weather / Track : Bright / Dry

Mallory Park
Circuit Length = 1.3500 miles
Start: 16:57 End: 17:18