



# **DONINGTON REVIVED!**

**Donington Park National Circuit**

**3rd - 5th September 2010**



**Results Provided by Timing Solutions Ltd**  
[www.tsl-timing.com](http://www.tsl-timing.com)

# 1977 Celebration Race (T70's & SOTS)

## QUALIFYING - RACE 1 - CLASSIFICATION

POS	NO	CL	NAME	ENTRY	TIME	ON	LAPS	GAP	DIFF	MPH
1	68	2B	Mark WRIGHT	Ford Escort RS 1800	1:18.175	10	11			91.13
2	32	2C	Alex ELLIOT	BMW 3.5 CSL Batmobile	1:18.698	7	10	0.523	0.523	90.53
3	10	2C	Roger WILLS	BMW 3.5 CSL Batmobile (Schnitzer)	1:18.706	6	9	0.531	0.008	90.52
4	93	2C	YOUNG/PERRYMAN	BMW CSL	1:18.824	17	18	0.649	0.118	90.38
5	30	2D	Mike WRIGLEY	Ford Escort RS 1800	1:19.184	5	16	1.009	0.360	89.97
6	69	TCA	BRYANT G/BRYANT O	Ford Capri RS3100	1:20.658	12	13	2.483	1.474	88.33
7	33	GTA	Mark BATES	Porsche 911 ST	1:21.831	7	12	3.656	1.173	87.06
8	92	GTA	Roy McCARTHY	MG B GT V8	1:22.145	10	13	3.970	0.314	86.73
9	76	TCC	Paul TARRY	Austin Cooper S	1:22.692	15	17	4.517	0.547	86.15
10	116	GTA	Richard PLANT	Morgan Plus 8	1:23.233	7	14	5.058	0.541	85.59
11	12	2C	Marcus MAHY	BMW CSL (Gusser Beer Car)	1:23.353	11	12	5.178	0.120	85.47
12	17	GTC	Joe TWYMAN	Lotus VII series 3	1:23.533	9	10	5.358	0.180	85.29
13	5	2A	Tim FISH	Chevrolet Camaro 350 SS	1:23.938	5	13	5.763	0.405	84.87
14	6	TCA	HALLFORD/CRUDGINGTON	Chevrolet Camaro Z28	1:24.023	6	8	5.848	0.085	84.79
15	87	GTA	Tony LEES	Morgan Plus 8	1:24.477	7	14	6.302	0.454	84.33
16	77	TCA	Tommy GILMARTIN	Ford Capri	1:25.270	12	13	7.095	0.793	83.55
17	7	TCA	Alan DAFFIN	Ford Capri 3.0S	1:26.114	13	14	7.939	0.844	82.73
18	70	TCA	C-YATES/C-YATES	Ford Capri	1:27.273	2	2	9.098	1.159	81.63
19	22	TCC	Mike YOULES	Austin Healey Sebring Sprite	1:27.317	7	10	9.142	0.044	81.59
20	44	TCC	Chas WINDRIDGE	Mazda RX3	1:28.664	7	10	10.489	1.347	80.35
21	43	TCA	Tom POCHCIOL	Ford Capri	1:29.701	15	16	11.526	1.037	79.42
22	82	GTA	ECKFORD/ABSOLOM	Ferrari 308 GTS	1:33.118	3	10	14.943	3.417	76.51
23	8	GTA	Leigh SEBBA	Morgan Plus 8	1:33.153	9	11	14.978	0.035	76.48
24	85	TCA	Andrew GREEN	Triumph Dolomite Sprint	1:33.303	14	14	15.128	0.150	76.36
25	63	2A	Terry GISBORNE	De Tomaso Pantera	1:34.251	15	16	16.076	0.948	75.59

Car No 30 - Two transponders - Please see timekeepers.

Car No 70 - 2 laps only

Weather / Track : Cloudy / Dry

These results are provisional until the conclusion of any judicial and technical matters.

Donington Park National  
Circuit Length = 1.9791 miles  
Start: 09:18 End: 09:45

Clerk of Course :		Timekeeper :
-------------------	--	--------------

**1977 Celebration Race (T70's & SOTS)**  
**QUALIFYING - RACE 1 - LAP ANALYSIS**

<b>5</b>	<b>Tim FISH</b>		2A Chevrolet Camaro 350 SS				
1 -	1:50.693	+ 26.755	9:20:12.321	8 -	1:25.549	+ 1.611	9:30:24.136
2 -	1:34.386	+ 10.448	9:21:46.707	9 -	1:28.244	+ 4.306	9:31:52.380
3 -	1:27.285	+ 3.347	9:23:13.992	10 -	1:25.043	+ 1.105	9:33:17.423
4 -	1:28.537	+ 4.599	9:24:42.529	11 -	1:24.138	+ 0.200	9:34:41.561
5 -	<b>1:23.938</b>		<b>9:26:06.467</b>	12 -	1:27.721	+ 3.783	9:36:09.282
6 -	1:27.010	+ 3.072	9:27:33.477	13 -	1:32.628 P	+ 8.690	9:37:41.910
7 -	1:25.110	+ 1.172	9:28:58.587				
<b>6</b>	<b>HALLFORD/CRUDGINGTON</b>		TCA Chevrolet Camaro Z28				
1 -	1:56.382	+ 32.359	9:20:31.352	5 -	1:26.635	+ 2.612	9:26:32.633
2 -	1:41.231	+ 17.208	9:22:12.583	6 -	<b>1:24.023</b>		<b>9:27:56.656</b>
3 -	1:26.172	+ 2.149	9:23:38.755	7 -	1:26.155	+ 2.132	9:29:22.811
4 -	1:27.243	+ 3.220	9:25:05.998	8 -	1:39.760 P	+ 15.737	9:31:02.571
<b>7</b>	<b>Alan DAFFIN</b>		TCA Ford Capri 3.0S				
1 -	1:29.200	+ 3.086	9:21:23.488	8 -	1:28.376	+ 2.262	9:33:20.089
2 -	1:35.442 P	+ 9.328	9:22:58.930	9 -	1:34.040 P	+ 7.926	9:34:54.129
3 -	2:59.292	+ 1:33.178	9:25:58.222	10 -	3:01.104	+ 1:34.990	9:37:55.233
4 -	1:28.049	+ 1.935	9:27:26.271	11 -	1:28.877	+ 2.763	9:39:24.110
5 -	1:26.657	+ 0.543	9:28:52.928	12 -	1:27.465	+ 1.351	9:40:51.575
6 -	1:29.292	+ 3.178	9:30:22.220	13 -	<b>1:26.114</b>		<b>9:42:17.689</b>
7 -	1:29.493	+ 3.379	9:31:51.713	14 -	1:28.573	+ 2.459	9:43:46.262
<b>8</b>	<b>Leigh SEBBA</b>		GTA Morgan Plus 8				
1 -	1:54.638	+ 21.485	9:20:20.617	7 -	1:39.119	+ 5.966	9:32:38.058
2 -	1:44.750	+ 11.597	9:22:05.367	8 -	1:36.317	+ 3.164	9:34:14.375
3 -	1:41.334	+ 8.181	9:23:46.701	9 -	<b>1:33.153</b>		<b>9:35:47.528</b>
4 -	1:52.289 P	+ 19.136	9:25:38.990	10 -	1:33.922	+ 0.769	9:37:21.450
5 -	3:43.612	+ 2:10.459	9:29:22.602	11 -	2:08.398 P	+ 35.245	9:39:29.848
6 -	1:36.337	+ 3.184	9:30:58.939				
<b>10</b>	<b>Roger WILLS</b>		2C BMW 3.5 CSL Batmobile (Schnitzer)				
1 -	1:38.019	+ 19.313	9:20:17.304	6 -	<b>1:18.706</b>		<b>9:27:11.015</b>
2 -	1:27.999	+ 9.293	9:21:45.303	7 -	1:27.904 P	+ 9.198	9:28:38.919
3 -	1:24.548	+ 5.842	9:23:09.851	8 -	5:33.188	+ 4:14.482	9:34:12.107
4 -	1:23.238	+ 4.532	9:24:33.089	9 -	1:19.270	+ 0.564	9:35:31.377
5 -	1:19.220	+ 0.514	9:25:52.309				
<b>12</b>	<b>Marcus MAHY</b>		2C BMW CSL (Gusser Beer Car)				
1 -	1:56.098	+ 32.745	9:20:27.526	7 -	1:25.573	+ 2.220	9:29:34.533
2 -	1:40.316	+ 16.963	9:22:07.842	8 -	1:27.239	+ 3.886	9:31:01.772
3 -	1:34.118	+ 10.765	9:23:41.960	9 -	1:26.964	+ 3.611	9:32:28.736
4 -	1:28.845	+ 5.492	9:25:10.805	10 -	1:25.441	+ 2.088	9:33:54.177
5 -	1:28.385	+ 5.032	9:26:39.190	11 -	<b>1:23.353</b>		<b>9:35:17.530</b>
6 -	1:29.770	+ 6.417	9:28:08.960	12 -	1:33.043 P	+ 9.690	9:36:50.573
<b>17</b>	<b>Joe TWYMAN</b>		GTC Lotus VII series 3				
1 -	1:40.121	+ 16.588	9:20:12.638	6 -	1:23.588	+ 0.055	9:27:26.031
2 -	1:30.008	+ 6.475	9:21:42.646	7 -	1:23.974	+ 0.441	9:28:50.005
3 -	1:28.130	+ 4.597	9:23:10.776	8 -	1:24.572	+ 1.039	9:30:14.577
4 -	1:27.089	+ 3.556	9:24:37.865	9 -	<b>1:23.533</b>		<b>9:31:38.110</b>
5 -	1:24.578	+ 1.045	9:26:02.443	10 -	1:28.394 P	+ 4.861	9:33:06.504
<b>22</b>	<b>Mike YOULES</b>		TCC Austin Healey Sebring Sprite				
1 -	1:30.682	+ 3.365	9:26:27.752	6 -	1:27.537	+ 0.220	9:33:49.846
2 -	1:28.855	+ 1.538	9:27:56.607	7 -	<b>1:27.317</b>		<b>9:35:17.163</b>
3 -	1:28.514	+ 1.197	9:29:25.121	8 -	1:28.630	+ 1.313	9:36:45.793
4 -	1:28.723	+ 1.406	9:30:53.844	9 -	1:30.716	+ 3.399	9:38:16.509
5 -	1:28.465	+ 1.148	9:32:22.309	10 -	1:32.111 P	+ 4.794	9:39:48.620

Car No 30 - Two transponders - Please see timekeepers.

Car No 70 - 2 laps only

Weather / Track : Cloudy / Dry

Donington Park National  
Circuit Length = 1.9791 miles  
Start: 09:18 End: 09:45

**1977 Celebration Race (T70's & SOTS)**  
**QUALIFYING - RACE 1 - LAP ANALYSIS**

<b>30</b>	<b>Mike WRIGLEY</b>		2D Ford Escort RS 1800				
1 -	1:41.170	+ 21.986	9:20:07.973	9 -	1:21.496	+ 2.312	9:30:59.680
2 -	1:26.783	+ 7.599	9:21:34.756	10 -	1:24.319	+ 5.135	9:32:23.999
3 -	1:22.472	+ 3.288	9:22:57.228	11 -	1:19.721	+ 0.537	9:33:43.720
4 -	1:20.691	+ 1.507	9:24:17.919	12 -	1:27.824 P	+ 8.640	9:35:11.544
5 -	<b>1:19.184</b>		<b>9:25:37.103</b>	13 -	4:30.367	+ 3:11.183	9:39:41.911
6 -	1:21.341	+ 2.157	9:26:58.444	14 -	1:20.732	+ 1.548	9:41:02.643
7 -	1:19.661	+ 0.477	9:28:18.105	15 -	1:19.495	+ 0.311	9:42:22.138
8 -	1:20.079	+ 0.895	9:29:38.184	16 -	1:29.211 P	+ 10.027	9:43:51.349
<b>32</b>	<b>Alex ELLIOT</b>		2C BMW 3.5 CSL Batmobile				
1 -	1:39.168	+ 20.470	9:20:10.888	6 -	1:21.238	+ 2.540	9:26:56.553
2 -	1:24.070	+ 5.372	9:21:34.958	7 -	<b>1:18.698</b>		<b>9:28:15.251</b>
3 -	1:21.656	+ 2.958	9:22:56.614	8 -	1:19.566	+ 0.868	9:29:34.817
4 -	1:19.129	+ 0.431	9:24:15.743	9 -	1:19.456	+ 0.758	9:30:54.273
5 -	1:19.572	+ 0.874	9:25:35.315	10 -	1:53.082 P	+ 34.384	9:32:47.355
<b>33</b>	<b>Mark BATES</b>		GTA Porsche 911 ST				
1 -	1:42.422	+ 20.591	9:20:13.289	7 -	<b>1:21.831</b>		<b>9:28:42.488</b>
2 -	1:30.583	+ 8.752	9:21:43.872	8 -	1:22.009	+ 0.178	9:30:04.497
3 -	1:26.662	+ 4.831	9:23:10.534	9 -	1:21.859	+ 0.028	9:31:26.356
4 -	1:23.956	+ 2.125	9:24:34.490	10 -	1:22.328	+ 0.497	9:32:48.684
5 -	1:23.388	+ 1.557	9:25:57.878	11 -	1:25.747	+ 3.916	9:34:14.431
6 -	1:22.779	+ 0.948	9:27:20.657	12 -	1:39.202 P	+ 17.371	9:35:53.633
<b>43</b>	<b>Tom POCHCIOL</b>		TCA Ford Capri				
1 -	1:54.179	+ 24.478	9:20:29.733	9 -	1:34.663	+ 4.962	9:33:09.092
2 -	1:41.219	+ 11.518	9:22:10.952	10 -	1:30.595	+ 0.894	9:34:39.687
3 -	1:43.420	+ 13.719	9:23:54.372	11 -	1:34.026	+ 4.325	9:36:13.713
4 -	1:32.541	+ 2.840	9:25:26.913	12 -	1:32.907	+ 3.206	9:37:46.620
5 -	1:34.114	+ 4.413	9:27:01.027	13 -	1:29.947	+ 0.246	9:39:16.567
6 -	1:31.135	+ 1.434	9:28:32.162	14 -	1:30.766	+ 1.065	9:40:47.333
7 -	1:31.180	+ 1.479	9:30:03.342	15 -	<b>1:29.701</b>		<b>9:42:17.034</b>
8 -	1:31.087	+ 1.386	9:31:34.429	16 -	1:30.656	+ 0.955	9:43:47.690
<b>44</b>	<b>Chas WINDRIDGE</b>		TCC Mazda RX3				
1 -	1:50.230	+ 21.566	9:20:10.442	6 -	1:28.797	+ 0.133	9:27:52.493
2 -	1:39.732	+ 11.068	9:21:50.174	7 -	<b>1:28.664</b>		<b>9:29:21.157</b>
3 -	1:31.653	+ 2.989	9:23:21.827	8 -	1:35.513	+ 6.849	9:30:56.670
4 -	1:29.759	+ 1.095	9:24:51.586	9 -	1:30.515	+ 1.851	9:32:27.185
5 -	1:32.110	+ 3.446	9:26:23.696	10 -	1:33.249 P	+ 4.585	9:34:00.434
<b>63</b>	<b>Terry GISBORNE</b>		2A De Tomaso Pantera				
1 -	1:56.641	+ 22.390	9:20:25.022	9 -	1:36.537	+ 2.286	9:33:33.509
2 -	1:41.292	+ 7.041	9:22:06.314	10 -	1:35.579	+ 1.328	9:35:09.088
3 -	1:40.406	+ 6.155	9:23:46.720	11 -	1:36.979	+ 2.728	9:36:46.067
4 -	1:39.399	+ 5.148	9:25:26.119	12 -	1:34.747	+ 0.496	9:38:20.814
5 -	1:38.928	+ 4.677	9:27:05.047	13 -	1:36.901	+ 2.650	9:39:57.715
6 -	1:36.252	+ 2.001	9:28:41.299	14 -	1:38.088	+ 3.837	9:41:35.803
7 -	1:36.460	+ 2.209	9:30:17.759	15 -	<b>1:34.251</b>		<b>9:43:10.054</b>
8 -	1:39.213	+ 4.962	9:31:56.972	16 -	1:34.755	+ 0.504	9:44:44.809
<b>68</b>	<b>Mark WRIGHT</b>		2B Ford Escort RS 1800				
1 -	1:36.214	+ 18.039	9:21:41.627	7 -	1:21.385	+ 3.210	9:39:16.481
2 -	1:31.164	+ 12.989	9:23:12.791	8 -	1:20.172	+ 1.997	9:40:36.653
3 -	1:34.404 P	+ 16.229	9:24:47.195	9 -	1:18.861	+ 0.686	9:41:55.514
4 -	10:23.011	+ 9:04.836	9:35:10.206	10 -	<b>1:18.175</b>		<b>9:43:13.689</b>
5 -	1:22.780	+ 4.605	9:36:32.986	11 -	1:48.463 P	+ 30.288	9:45:02.152
6 -	1:22.110	+ 3.935	9:37:55.096				
<b>69</b>	<b>BRYANT G/BRYANT O</b>		TCA Ford Capri RS3100				
1 -	1:51.975	+ 31.317	9:20:22.642	8 -	2:55.252	+ 1:34.594	9:31:57.467

Car No 30 - Two transponders - Please see timekeepers.

Car No 70 - 2 laps only

Weather / Track : Cloudy / Dry

Donington Park National  
 Circuit Length = 1.9791 miles  
 Start: 09:18 End: 09:45

**1977 Celebration Race (T70's & SOTS)**  
**QUALIFYING - RACE 1 - LAP ANALYSIS**

2 -	1:30.103	+ 9.445	9:21:52.745	9 -	1:22.793	+ 2.135	9:33:20.260
3 -	1:27.156	+ 6.498	9:23:19.901	10 -	1:22.056	+ 1.398	9:34:42.316
4 -	1:26.509	+ 5.851	9:24:46.410	11 -	1:23.778	+ 3.120	9:36:06.094
5 -	1:24.993	+ 4.335	9:26:11.403	12 -	<b>1:20.658</b>		<b>9:37:26.752</b>
6 -	1:24.093	+ 3.435	9:27:35.496	13 -	1:25.646 P	+ 4.988	9:38:52.398
7 -	1:26.719 P	+ 6.061	9:29:02.215				
<b>70</b>	<b>C-YATES/C-YATES</b>			TCA Ford Capri			
1 -	1:29.917	+ 2.644	9:42:51.137	2 -	<b>1:27.273</b>		<b>9:44:18.410</b>
<b>76</b>	<b>Paul TARRY</b>			TCC Austin Cooper S			
1 -	1:44.082	+ 21.390	9:20:14.349	10 -	1:26.372	+ 3.680	9:33:19.584
2 -	1:34.350	+ 11.658	9:21:48.699	11 -	1:33.613	+ 10.921	9:34:53.197
3 -	1:27.372	+ 4.680	9:23:16.071	12 -	1:25.897	+ 3.205	9:36:19.094
4 -	1:29.716	+ 7.024	9:24:45.787	13 -	1:31.476 P	+ 8.784	9:37:50.570
5 -	1:26.629	+ 3.937	9:26:12.416	14 -	2:35.455	+ 1:12.763	9:40:26.025
6 -	1:26.283	+ 3.591	9:27:38.699	15 -	<b>1:22.692</b>		<b>9:41:48.717</b>
7 -	1:23.709	+ 1.017	9:29:02.408	16 -	1:22.761	+ 0.069	9:43:11.478
8 -	1:23.835	+ 1.143	9:30:26.243	17 -	1:23.188	+ 0.496	9:44:34.666
9 -	1:26.969	+ 4.277	9:31:53.212				
<b>77</b>	<b>Tommy GILMARTIN</b>			TCA Ford Capri			
1 -	1:44.013	+ 18.743	9:20:06.707	8 -	1:29.259	+ 3.989	9:30:22.749
2 -	1:33.196	+ 7.926	9:21:39.903	9 -	1:29.435	+ 4.165	9:31:52.184
3 -	1:27.813	+ 2.543	9:23:07.716	10 -	1:28.939	+ 3.669	9:33:21.123
4 -	1:27.649	+ 2.379	9:24:35.365	11 -	1:35.728	+ 10.458	9:34:56.851
5 -	1:25.920	+ 0.650	9:26:01.285	12 -	<b>1:25.270</b>		<b>9:36:22.121</b>
6 -	1:26.486	+ 1.216	9:27:27.771	13 -	1:44.792 P	+ 19.522	9:38:06.913
7 -	1:25.719	+ 0.449	9:28:53.490				
<b>82</b>	<b>ECKFORD/ABSLOM</b>			GTA Ferrari 308 GTS			
1 -	1:46.789	+ 13.671	9:26:35.478	6 -	4:47.217	+ 3:14.099	9:37:58.368
2 -	1:36.660	+ 3.542	9:28:12.138	7 -	1:38.436	+ 5.318	9:39:36.804
3 -	<b>1:33.118</b>		<b>9:29:45.256</b>	8 -	1:38.479	+ 5.361	9:41:15.283
4 -	1:34.176	+ 1.058	9:31:19.432	9 -	1:37.732	+ 4.614	9:42:53.015
5 -	1:51.719 P	+ 18.601	9:33:11.151	10 -	1:36.312	+ 3.194	9:44:29.327
<b>85</b>	<b>Andrew GREEN</b>			TCA Triumph Dolomite Sprint			
1 -	1:57.647	+ 24.344	9:20:27.646	8 -	1:33.948	+ 0.645	9:33:36.298
2 -	1:41.303	+ 8.000	9:22:08.949	9 -	1:36.205	+ 2.902	9:35:12.503
3 -	1:40.434	+ 7.131	9:23:49.383	10 -	1:38.772	+ 5.469	9:36:51.275
4 -	1:41.807 P	+ 8.504	9:25:31.190	11 -	1:33.998 P	+ 0.695	9:38:25.273
5 -	3:19.432	+ 1:46.129	9:28:50.622	12 -	2:43.513	+ 1:10.210	9:41:08.786
6 -	1:38.228	+ 4.925	9:30:28.850	13 -	1:34.249	+ 0.946	9:42:43.035
7 -	1:33.500	+ 0.197	9:32:02.350	14 -	<b>1:33.303</b>		<b>9:44:16.338</b>
<b>87</b>	<b>Tony LEES</b>			GTA Morgan Plus 8			
1 -	1:43.687	+ 19.210	9:20:06.050	8 -	1:26.610	+ 2.133	9:30:22.677
2 -	1:34.867	+ 10.390	9:21:40.917	9 -	1:27.615	+ 3.138	9:31:50.292
3 -	1:29.086	+ 4.609	9:23:10.003	10 -	1:25.725	+ 1.248	9:33:16.017
4 -	1:30.398	+ 5.921	9:24:40.401	11 -	1:24.962	+ 0.485	9:34:40.979
5 -	1:25.460	+ 0.983	9:26:05.861	12 -	1:31.894	+ 7.417	9:36:12.873
6 -	1:25.729	+ 1.252	9:27:31.590	13 -	1:31.740	+ 7.263	9:37:44.613
7 -	<b>1:24.477</b>		<b>9:28:56.067</b>	14 -	1:32.792 P	+ 8.315	9:39:17.405
<b>92</b>	<b>Roy McCARTHY</b>			GTA MG B GT V8			
1 -	1:27.392	+ 5.247	9:21:27.324	8 -	1:22.164	+ 0.019	9:31:16.394
2 -	1:29.144	+ 6.999	9:22:56.468	9 -	1:22.419	+ 0.274	9:32:38.813
3 -	1:26.145	+ 4.000	9:24:22.613	10 -	<b>1:22.145</b>		<b>9:34:00.958</b>
4 -	1:23.197	+ 1.052	9:25:45.810	11 -	1:22.679	+ 0.534	9:35:23.637
5 -	1:22.253	+ 0.108	9:27:08.063	12 -	1:24.066	+ 1.921	9:36:47.703
6 -	1:23.698	+ 1.553	9:28:31.761	13 -	1:42.305 P	+ 20.160	9:38:30.008
7 -	1:22.469	+ 0.324	9:29:54.230				

Car No 30 - Two transponders - Please see timekeepers.  
 Car No 70 - 2 laps only  
 Weather / Track : Cloudy / Dry

Donington Park National  
 Circuit Length = 1.9791 miles  
 Start: 09:18 End: 09:45

**1977 Celebration Race (T70's & SOTS)**  
**QUALIFYING - RACE 1 - LAP ANALYSIS**

<b>93</b>		<b>YOUNG/PERRYMAN</b>		<b>2C BMW CSL</b>			
1 -	1:46.721	+ 27.897	9:20:03.353	10 -	1:26.531 P	+ 7.707	9:32:25.829
2 -	1:26.401	+ 7.577	9:21:29.754	11 -	2:36.814	+ 1:17.990	9:35:02.643
3 -	1:23.644	+ 4.820	9:22:53.398	12 -	1:21.092	+ 2.268	9:36:23.735
4 -	1:21.502	+ 2.678	9:24:14.900	13 -	1:21.369	+ 2.545	9:37:45.104
5 -	1:21.294	+ 2.470	9:25:36.194	14 -	1:19.960	+ 1.136	9:39:05.064
6 -	1:21.467	+ 2.643	9:26:57.661	15 -	1:18.937	+ 0.113	9:40:24.001
7 -	1:20.790	+ 1.966	9:28:18.451	16 -	1:18.830	+ 0.006	9:41:42.831
8 -	1:20.419	+ 1.595	9:29:38.870	17 -	<b>1:18.824</b>		<b>9:43:01.655</b>
9 -	1:20.428	+ 1.604	9:30:59.298	18 -	1:19.169	+ 0.345	9:44:20.824
<b>116</b>		<b>Richard PLANT</b>		<b>GTA Morgan Plus 8</b>			
1 -	1:45.807	+ 22.574	9:20:10.948	8 -	1:24.241	+ 1.008	9:30:25.857
2 -	1:35.321	+ 12.088	9:21:46.269	9 -	1:32.323	+ 9.090	9:31:58.180
3 -	1:28.101	+ 4.868	9:23:14.370	10 -	1:24.568	+ 1.335	9:33:22.748
4 -	1:32.743	+ 9.510	9:24:47.113	11 -	1:25.931	+ 2.698	9:34:48.679
5 -	1:25.935	+ 2.702	9:26:13.048	12 -	1:24.852	+ 1.619	9:36:13.531
6 -	1:25.335	+ 2.102	9:27:38.383	13 -	1:31.384	+ 8.151	9:37:44.915
7 -	<b>1:23.233</b>		<b>9:29:01.616</b>	14 -	1:30.799 P	+ 7.566	9:39:15.714

Car No 30 - Two transponders - Please see timekeepers.  
 Car No 70 - 2 laps only  
 Weather / Track : Cloudy / Dry

Donington Park National  
 Circuit Length = 1.9791 miles  
 Start: 09:18 End: 09:45

# 1977 Celebration Race (T70's & SOTS)

## RACE 1 - GRID

ROW 13	1:34.251 63 Terry GISBORNE	
ROW 12	1:33.153 8 Leigh SEBBA	1:33.303 85 Andrew GREEN
ROW 11	1:29.701 43 Tom POCHCIOL	1:33.118 82 ECKFORD/ABSOLOM
ROW 10	1:27.317 22 Mike YOULES	1:28.664 44 Chas WINDRIDGE
ROW 9	1:26.114 7 Alan DAFFIN	1:27.273 70 C-YATES/C-YATES
ROW 8	1:24.477 87 Tony LEES	1:25.270 77 Tommy GILMARTIN
ROW 7	1:23.938 5 Tim FISH	1:24.023 6 HALLFORD/CRUDGINGTON
ROW 6	1:23.353 12 Marcus MAHY	1:23.533 17 Joe TWYMAN
ROW 5	1:22.692 76 Paul TARRY	1:23.233 116 Richard PLANT
ROW 4	1:21.831 33 Mark BATES	1:22.145 92 Roy McCARTHY
ROW 3	1:19.184 30 Mike WRIGLEY	1:20.658 69 BRYANT G/BRYANT O
ROW 2	1:18.706 10 Roger WILLS	1:18.824 93 YOUNG/PERRYMAN
ROW 1	1:18.175 68 Mark WRIGHT	1:18.698 32 Alex ELLIOT

**Pole**



Donington Park National  
Circuit Length = 1.9791 miles

**These results are provisional until the conclusion of any judicial and technical matters.**

Clerk of Course :		Timekeeper :
-------------------	--	--------------

# The 1977 First Event Commeration Challenge

## RACE 1 - CLASSIFICATION

POS	NO	CL	NAME	ENTRY	LAPS	TIME	GAP	DIFF	MPH	BEST	ON
1	32	2C	Alex ELLIOT	BMW 3.5 CSL Batmobile	19	25:08.400			89.74	1:17.806	4
2	68	2B	Mark WRIGHT	Ford Escort RS 1800	19	25:08.501	0.101	0.101	89.73	1:17.436	6
3	30	2D	Mike WRIGLEY	Ford Escort RS 1800	19	25:31.659	23.259	23.158	88.38	1:18.930	12
4	69	2C	BRYANT G/BRYANT O	Ford Capri RS3100	19	26:01.042	52.642	29.383	86.71	1:21.111	18
5	93	2C	YOUNG/PERRYMAN	BMW CSL	19	26:01.585	53.185	0.543	86.68	1:19.884	17
6	87	GTA	Tony LEES	Morgan Plus 8	19	26:09.380	1:00.980	7.795	86.25	1:20.708	4
7	92	GTA	Roy McCARTHY	MG B GT V8	19	26:16.750	1:08.350	7.370	85.85	1:21.308	5
8	33	GTA	Mark BATES	Porsche 911 ST	19	26:17.160	1:08.760	0.410	85.83	1:21.391	4
9	116	GTA	Richard PLANT	Morgan Plus 8	19	26:32.805	1:24.405	15.645	84.98	1:21.615	5
10	70	2C	C-YATES/C-YATES	Ford Capri	18	25:35.451	1 lap	1 lap	83.52	1:23.436	5
11	75	TCB	TICE/CONOLEY	BMW 2002	18	25:39.252	1 lap	3.801	83.31	1:23.375	15
12	5	Inv	Tim FISH	Chevrolet Camaro 350 SS	18	25:49.463	1 lap	10.211	82.76	1:24.173	4
13	76	Inv	TARRY / YOULES	Austin Cooper S	18	25:54.052	1 lap	4.589	82.52	1:24.404	15
14	7	TCA	Alan DAFFIN	Ford Capri 3.0S	18	26:25.444	1 lap	31.392	80.88	1:25.742	5
15	44	Inv	Chas WINDRIDGE	Mazda RX3	17	25:10.636	2 laps	1 lap	80.17	1:27.131	16
16	43	TCA	Tom POCHCIOL	Ford Capri	17	25:29.865	2 laps	19.229	79.16	1:28.314	6
17	63	Inv	Terry GISBORNE	De Tomaso Pantera	17	25:44.409	2 laps	14.544	78.42	1:24.779	17
18	8	GTA	Leigh SEBBA	Morgan Plus 8	17	25:53.681	2 laps	9.272	77.95	1:26.349	14
19	82	GTA	ECKFORD/ABSLOM	Ferrari 308 GTS	16	25:09.643	3 laps	1 lap	75.51	1:29.598	14

### NOT CLASSIFIED

DNF	10	2C	Roger WILLS	BMW 3.5 CSL Batmobile (Schnitzer)	18	24:29.338	1 lap	0.000	87.27	1:19.595	12
DNF	6	TCA	HALLFORD/CRUDGINGTON	Chevrolet Camaro Z28	11	15:58.879	8 laps	7 laps	81.73	1:23.522	8
DNF	17	GTC	Joe TWYMAN	Lotus VII series 3	10	17:03.601	9 laps	1 lap	69.60	1:21.404	7
DNF	12	2C	Marcus MAHY	BMW CSL (Gusser Beer Car)	9	12:40.965	10 laps	1 lap	84.26	1:22.577	8
DNF	77	TCA	Tommy GILMARTIN	Ford Capri	7	10:08.479	12 laps	2 laps	81.96	1:25.324	7
DNF	22	TCC	YOULES / TARRY	Austin Healey Sebring Sprite	5	7:37.937	14 laps	2 laps	77.79	1:26.101	4
DNF	85	TCA	Andrew GREEN	Triumph Dolomite Sprint	2	3:32.688	17 laps	3 laps	66.99		

### FASTEST LAP

68	2B	Mark WRIGHT	Ford Escort RS 1800	6	1:17.436	92.00 mph	148.07 kph
32	2C	Alex ELLIOT	BMW 3.5 CSL Batmobile	4	1:17.806	91.56 mph	147.36 kph
30	2D	Mike WRIGLEY	Ford Escort RS 1800	12	1:18.930	90.26 mph	145.26 kph
87	GTA	Tony LEES	Morgan Plus 8	4	1:20.708	88.27 mph	142.06 kph
17	GTC	Joe TWYMAN	Lotus VII series 3	7	1:21.404	87.52 mph	140.85 kph
75	TCB	TICE/CONOLEY	BMW 2002	15	1:23.375	85.45 mph	137.52 kph
6	TCA	HALLFORD/CRUDGINGTON	Chevrolet Camaro Z28	8	1:23.522	85.30 mph	137.28 kph
5	Inv	Tim FISH	Chevrolet Camaro 350 SS	4	1:24.173	84.64 mph	136.21 kph
22	TCC	YOULES / TARRY	Austin Healey Sebring Sprite	4	1:26.101	82.74 mph	133.16 kph

Weather / Track : Bright / Dry

These results are provisional until the conclusion of any judicial and technical matters.

Donington Park National  
Circuit Length = 1.9791 miles  
Start: 09:33 End: 10:00

Clerk of Course :	Timekeeper :
-------------------	--------------

# The 1977 First Event Commemoration Challenge

## RACE 1 - LAP CHART

Lap 1			Lap 2			Lap 3			Lap 4			Lap 5		
No	Behind	Laptime	No	Behind	Laptime	No	Behind	Laptime	No	Behind	Laptime	No	Behind	Laptime
68		1:23.229	32		1:18.992	32		1:18.105	32		1:17.806	32		1:18.228
10	0.544	1:23.773	68	0.132	1:19.779	68	0.882	1:18.855	68	1.700	1:18.624	68	1.382	1:17.910
32	0.655	1:23.884	10	1.221	1:20.324	10	3.199	1:20.083	10	5.149	1:19.756	10	6.873	1:19.952
30	2.574	1:25.803	30	2.928	1:20.001	30	4.496	1:19.673	30	6.023	1:19.333	30	8.317	1:20.522
69	3.804	1:27.033	69	6.314	1:22.157	69	10.460	1:22.251	69	14.429	1:21.775	69	18.307	1:22.106
92	4.514	1:27.743	92	7.492	1:22.625	92	11.905	1:22.518	92	15.840	1:21.741	92	18.920	1:21.308
33	5.709	1:28.938	33	8.469	1:22.407	33	12.739	1:22.375	33	16.324	1:21.391	93	20.238	1:21.556
17	5.755	1:28.984	17	9.530	1:23.422	93	13.456	1:21.676	93	16.910	1:21.260	33	21.440	1:23.344
116	5.925	1:29.154	93	9.885	1:23.404	87	14.534	1:21.797	87	17.436	1:20.708	87	21.461	1:22.253
93	6.128	1:29.357	116	10.368	1:24.090	17	14.739	1:23.314	17	18.643	1:21.710	17	22.335	1:21.920
76	6.357	1:29.586	87	10.842	1:23.874	116	15.227	1:22.964	116	19.443	1:22.022	116	22.830	1:21.615
87	6.615	1:29.844	76	13.315	1:26.605	12	20.812	1:25.337	12	26.791	1:23.785	12	31.602	1:23.039
12	8.101	1:31.330	12	13.580	1:25.126	6	21.731	1:25.396	5	28.529	1:24.173	5	34.897	1:24.596
6	9.308	1:32.537	6	14.440	1:24.779	5	22.162	1:25.161	6	30.205	1:26.280	70	36.196	1:23.436
77	9.576	1:32.805	5	15.106	1:24.941	76	23.369	1:28.159	70	30.988	1:24.458	76	38.323	1:24.976
5	9.812	1:33.041	77	16.135	1:26.206	77	24.209	1:26.179	76	31.575	1:26.012	75	38.894	1:24.664
7	11.001	1:34.230	70	17.527	1:25.212	70	24.336	1:24.914	75	32.458	1:24.202	6	39.185	1:27.208
22	11.745	1:34.974	7	18.258	1:26.904	75	26.062	1:24.041	77	33.286	1:26.883	77	40.456	1:25.398
70	11.962	1:35.191	22	19.070	1:26.972	7	26.495	1:26.342	7	34.828	1:26.139	7	42.342	1:25.742
44	12.674	1:35.903	75	20.126	1:25.128	22	27.686	1:26.721	22	35.981	1:26.101	44	50.245	1:28.475
43	13.829	1:37.058	44	20.782	1:27.755	44	30.208	1:27.531	44	39.998	1:27.596	43	56.013	1:28.866
75	14.645	1:37.874	43	23.255	1:29.073	43	33.611	1:28.461	43	45.375	1:29.570	22	1:00.922	1:43.169 P
82	20.042	1:43.271	63	33.888	1:33.333	82	50.194	1:33.440	63	1:04.063	1:31.411	63	1:16.653	1:30.818
63	20.202	1:43.431	82	34.859	1:34.464	63	50.458	1:34.675	82	1:04.981	1:32.593			
8	20.225	1:43.454	8	35.329	1:34.751	8	51.655	1:34.431	8	1:05.563	1:31.714			
85	29.803	1:53.032	85	49.812	1:39.656 P									

Weather / Track : Bright / Dry

Donington Park National  
 Circuit Length = 1.9791 miles  
 Start: 09:33 End: 10:00

# The 1977 First Event Commemoration Challenge

## RACE 1 - LAP CHART

Lap 6			Lap 7			Lap 8			Lap 9			Lap 10		
No	Behind	Laptime	No	Behind	Laptime	No	Behind	Laptime	No	Behind	Laptime	No	Behind	Laptime
32		1:18.158	32		1:19.444	68		1:18.583	68		1:17.979	68		1:17.782
8	1 LAP	1:31.051	68	0.255	1:19.039	32	0.117	1:18.955	44	1 LAP	1:28.340	32	3.297	1:19.896
82	1 LAP	1:31.829	10	11.692	1:21.769	10	12.761	1:19.907	32	1.183	1:19.045	44	1 LAP	1:29.102
68	0.660	1:17.436	63	1 LAP	1:33.462	30	15.615	1:21.350	43	1 LAP	1:31.210	10	17.620	1:20.336
10	9.367	1:20.652	30	13.103	1:22.620	63	1 LAP	1:29.647	10	15.066	1:20.284	30	19.468	1:20.315
30	9.927	1:19.768	8	1 LAP	1:33.601	8	1 LAP	1:29.425	30	16.935	1:19.299	43	1 LAP	1:30.591
69	21.707	1:21.558	82	1 LAP	1:34.191	82	1 LAP	1:30.096	69	34.350	1:25.143	69	38.273	1:21.705
92	23.600	1:22.838	69	24.296	1:22.033	69	27.186	1:21.728	92	35.526	1:23.713	92	39.713	1:21.969
93	24.078	1:21.998	92	26.315	1:22.159	92	29.792	1:22.315	63	1 LAP	1:32.400	87	41.918	1:21.800
87	25.867	1:22.564	93	27.108	1:22.474	93	30.372	1:22.102	87	37.900	1:25.194	93	42.400	1:21.996
17	26.151	1:21.974	87	27.944	1:21.521	87	30.685	1:21.579	93	38.186	1:25.793	33	43.239	1:22.403
33	26.332	1:23.050	17	28.111	1:21.404	17	30.980	1:21.707	33	38.618	1:24.906	116	51.038	1:26.433
116	29.394	1:24.722	33	28.831	1:21.943	33	31.691	1:21.698	8	1 LAP	1:32.385	63	1 LAP	1:31.346
12	36.314	1:22.870	116	33.403	1:23.453	116	37.319	1:22.754	82	1 LAP	1:32.037	8	1 LAP	1:30.734
5	42.474	1:25.735	12	40.154	1:23.284	12	43.893	1:22.577	17	41.712	1:28.711 P	82	1 LAP	1:31.314
70	43.257	1:25.219	70	47.677	1:23.864	70	53.546	1:24.707	116	42.387	1:23.047	70	1:06.133	1:24.386
76	46.296	1:26.131	5	49.110	1:26.080	5	55.265	1:24.993	12	49.531	1:23.617	5	1:10.599	1:25.366
75	46.689	1:25.953	6	51.133	1:23.602	6	55.817	1:23.522	70	59.529	1:23.962	6	1:13.250	1:25.271
6	46.975	1:25.948	75	52.436	1:25.191	75	59.110	1:25.512	5	1:03.015	1:25.729	75	1:13.904	1:25.891
77	47.982	1:25.684	76	52.637	1:25.785	76	1:05.077	1:31.278	6	1:05.761	1:27.923			
7	50.195	1:26.011	77	53.862	1:25.324	7	1:06.646	1:28.197	75	1:05.795	1:24.664			
44	1:00.179	1:28.092	7	57.287	1:26.536				76	1:12.571	1:25.473			
43	1:06.169	1:28.314	44	1:08.543	1:27.808				7	1:16.951	1:28.284			
			43	1:16.773	1:30.048									

Weather / Track : Bright / Dry

Donington Park National  
 Circuit Length = 1.9791 miles  
 Start: 09:33 End: 10:00

# The 1977 First Event Commemoration Challenge

## RACE 1 - LAP CHART

Lap 11			Lap 12			Lap 13			Lap 14			Lap 15		
No	Behind	Laptime	No	Behind	Laptime	No	Behind	Laptime	No	Behind	Laptime	No	Behind	Laptime
68		1:19.373	68		1:18.850	68		1:20.342	68		1:20.279	68		1:18.742
76	1 LAP	1:27.622	32	4.873	1:19.300	5	1 LAP	1:27.358	70	1 LAP	1:25.979	70	1 LAP	1:24.270
32	4.423	1:20.499	76	1 LAP	1:26.081	32	5.281	1:20.750	63	2 LAPS	1:29.523	32	7.886	1:20.284
7	1 LAP	1:28.354	6	1 LAP	1:36.413 P	82	2 LAPS	1:39.843	8	2 LAPS	1:28.772	63	2 LAPS	1:26.633
10	17.996	1:19.749	7	1 LAP	1:28.800	75	1 LAP	1:27.048	32	6.344	1:21.342	8	2 LAPS	1:27.270
30	19.648	1:19.553	10	18.741	1:19.595	76	1 LAP	1:25.663	5	1 LAP	1:26.941	75	1 LAP	1:23.541
44	1 LAP	1:29.984	30	19.728	1:18.930	10	18.464	1:20.065	75	1 LAP	1:26.031	5	1 LAP	1:26.483
43	1 LAP	1:30.235	44	1 LAP	1:27.791	30	22.396	1:23.010	82	2 LAPS	1:30.254	10	19.979	1:20.447
69	40.266	1:21.366	69	43.057	1:21.641	7	1 LAP	1:31.338	10	18.274	1:20.089	30	24.478	1:21.281
92	41.767	1:21.427	92	45.256	1:22.339	44	1 LAP	1:28.080	76	1 LAP	1:25.140	76	1 LAP	1:24.868
87	43.415	1:20.870	43	1 LAP	1:29.540	69	44.229	1:21.514	30	21.939	1:19.822	82	2 LAPS	1:31.324
93	43.655	1:20.628	87	45.870	1:21.305	92	47.207	1:22.293	7	1 LAP	1:28.198	7	1 LAP	1:28.695
33	47.231	1:23.365	93	46.102	1:21.297	87	48.241	1:22.713	69	45.247	1:21.297	69	47.736	1:21.231
116	54.965	1:23.300	33	50.505	1:22.124	93	48.847	1:23.087	44	1 LAP	1:27.990	93	51.740	1:20.894
63	1 LAP	1:29.876	116	59.264	1:23.149	33	52.501	1:22.338	92	48.930	1:22.002	87	54.008	1:21.735
8	1 LAP	1:29.395	63	1 LAP	1:31.225	43	1 LAP	1:30.225	93	49.588	1:21.020	92	56.688	1:26.500
82	1 LAP	1:30.442	8	1 LAP	1:32.253	116	1:01.699	1:22.777	87	51.015	1:23.053	44	1 LAP	1:29.168
70	1:11.186	1:24.426	17	2 LAPS	4:30.455				33	54.257	1:22.035	33	57.424	1:21.909
5	1:16.509	1:25.283	70	1:16.791	1:24.455				116	1:04.997	1:23.577	116	1:09.460	1:23.205
75	1:18.617	1:24.086							43	1 LAP	1:29.952	43	1 LAP	1:29.156

Weather / Track : Bright / Dry

Donington Park National  
Circuit Length = 1.9791 miles  
Start: 09:33 End: 10:00


# The 1977 First Event Commemoration Challenge

## RACE 1 - LAP CHART

Lap 16			Lap 17			Lap 18			Lap 19		
No	Behind	Laptime	No	Behind	Laptime	No	Behind	Laptime	No	Behind	Laptime
68		1:19.451	68		1:21.953	68		1:20.092	32		1:18.164
32	7.753	1:19.318	43	2 LAPS	1:28.763	32	1.938	1:17.840	68	0.101	1:20.203
70	1 LAP	1:24.415	32	4.190	1:18.390	43	2 LAPS	1:29.744	82	3 LAPS	1:42.343 P
63	2 LAPS	1:26.370	70	1 LAP	1:26.370	70	1 LAP	1:24.473	44	2 LAPS	1:30.241
8	2 LAPS	1:26.349	75	1 LAP	1:24.715	30	23.173	1:19.550	43	2 LAPS	1:29.059
75	1 LAP	1:23.375	30	23.715	1:21.110	75	1 LAP	1:23.767	30	23.259	1:20.188
10	24.030	1:23.502	63	2 LAPS	1:28.099	63	2 LAPS	1:27.381	70	1 LAP	1:25.714
30	24.558	1:19.531	10	25.257	1:23.180	5	1 LAP	1:25.867	75	1 LAP	1:23.569
5	1 LAP	1:26.285	8	2 LAPS	1:28.608	8	2 LAPS	1:30.179	63	2 LAPS	1:24.779
76	1 LAP	1:24.404	5	1 LAP	1:25.453	10	41.040	1:35.875 P	5	1 LAP	1:25.978
82	2 LAPS	1:29.598	76	1 LAP	1:25.346	76	1 LAP	1:26.241	8	2 LAPS	1:29.309
69	50.456	1:22.171	69	50.217	1:21.714	69	51.236	1:21.111	76	1 LAP	1:24.682
93	52.608	1:20.319	93	50.539	1:19.884	93	51.565	1:21.118	69	52.642	1:21.508
87	56.008	1:21.451	87	56.645	1:22.590	87	58.717	1:22.164	93	53.185	1:21.722
7	1 LAP	1:28.611	82	2 LAPS	1:42.604	92	1:05.425	1:23.220	87	1:00.980	1:22.365
92	1:01.340	1:24.103	92	1:02.297	1:22.910	33	1:05.994	1:23.256	92	1:08.350	1:23.027
33	1:01.451	1:23.478	7	1 LAP	1:28.347	7	1 LAP	1:27.050	33	1:08.760	1:22.868
44	1 LAP	1:29.649	33	1:02.830	1:23.332	116	1:19.017	1:24.872	7	1 LAP	1:27.666
116	1:12.858	1:22.849	44	1 LAP	1:27.131				116	1:24.405	1:25.490
			116	1:14.237	1:23.332						

# The Robert Else 1977 Celebration Trophy

## RACE 10 - GRID

ROW 13	22	YOULES / TARRY	85	Andrew GREEN
ROW 12	12	Marcus MAHY	77	Tommy GILMARTIN
ROW 11	6	HALLFORD/CRUDGINGTON	17	Joe TWYMAN
ROW 10	82	ECKFORD/ABSOLOM	10	Roger WILLS
ROW 9	63	Terry GISBORNE	8	Leigh SEBBA
ROW 8	44	Chas WINDRIDGE	43	Tom POCHCIOL
ROW 7	76	TARRY / YOULES	7	Alan DAFFIN
ROW 6	75	TICE/CONOLEY	5	Tim FISH
ROW 5	116	Richard PLANT	70	C-YATES/C-YATES
ROW 4	92	Roy McCARTHY	33	Mark BATES
ROW 3	93	YOUNG/PERRYMAN	87	Tony LEES
ROW 2	30	Mike WRIGLEY	69	BRYANT G/BRYANT O
ROW 1	32	Alex ELLIOT	68	Mark WRIGHT
<b>Pole</b>				
				

Donington Park National  
Circuit Length = 1.9791 miles

**These results are provisional until the conclusion of any judicial and technical matters.**

Clerk of Course :

Timekeeper :

# The Robert Else 1977 Celebration Trophy

## RACE 10 - CLASSIFICATION

POS	NO	CL	NAME	ENTRY	LAPS	TIME	GAP	DIFF	MPH	BEST	ON
1	68	2B	Mark WRIGHT	Ford Escort RS 1800	16	21:18.617			89.15	1:18.683	3
2	93	2C	YOUNG/PERRYMAN	BMW CSL	16	21:28.141	9.524	9.524	88.49	1:18.601	2
3	69	2C	BRYANT G/BRYANT O	Ford Capri RS3100	16	21:31.392	12.775	3.251	88.27	1:19.690	6
4	10	2C	Roger WILLS	BMW 3.5 CSL Batmobile (Schnitzer)	16	21:34.508	15.891	3.116	88.05	1:19.289	5
5	87	GTA	Tony LEES	Morgan Plus 8	16	22:33.088	1:14.471	58.580	84.24	1:21.722	2
6	33	GTB	Mark BATES	Porsche 911 ST	16	22:33.811	1:15.194	0.723	84.20	1:22.168	5
7	116	GTA	Richard PLANT	Morgan Plus 8	16	22:39.830	1:21.213	6.019	83.82	1:22.321	4
8	17	GTC	Joe TWYMAN	Lotus VII series 3	16	22:40.096	1:21.479	0.266	83.81	1:23.416	2
9	76	Inv	TARRY / YOULES	Austin Cooper S	15	21:49.080	1 lap	1 lap	81.63	1:24.962	12
10	70	2C	C-YATES/C-YATES	Ford Capri	15	21:49.500	1 lap	0.420	81.61	1:24.555	15
11	63	Inv	Terry GISBORNE	De Tomaso Pantera	15	21:52.507	1 lap	3.007	81.42	1:25.508	15
12	77	TCA	Tommy GILMARTIN	Ford Capri	15	21:56.838	1 lap	4.331	81.15	1:25.656	2
13	7	TCA	Alan DAFFIN	Ford Capri 3.0S	15	22:00.056	1 lap	3.218	80.95	1:26.472	2
14	44	Inv	Chas WINDRIDGE	Mazda RX3	15	22:20.696	1 lap	20.640	79.71	1:26.571	7
15	43	TCA	Tom POCHCIOL	Ford Capri	15	22:41.686	1 lap	20.990	78.48	1:28.923	5
16	8	GTA	Leigh SEBBA	Morgan Plus 8	15	22:42.705	1 lap	1.019	78.42	1:28.096	3
17	85	TCA	Andrew GREEN	Triumph Dolomite Sprint	14	22:05.116	2 laps	1 lap	75.27	1:31.985	2
18	82	GTA	ECKFORD/ABSOLOM	Ferrari 308 GTS	14	22:11.836	2 laps	6.720	74.89	1:31.949	10
19	75	TCB	TICE/CONOLEY	BMW 2002	14	22:23.811	2 laps	11.975	74.22	1:25.274	9

### NOT CLASSIFIED

DNF	32	2C	Alex ELLIOT	BMW 3.5 CSL Batmobile	6	8:22.514	10 laps	8 laps	85.06	1:18.549	3
DNF	12	2C	Marcus MAHY	BMW CSL (Gusser Beer Car)	5	7:24.035	11 laps	1 lap	80.22	1:24.252	4
DNF	6	TCA	HALLFORD/CRUDGINGTON	Chevrolet Camaro Z28	3	4:40.077	13 laps	2 laps	76.31	1:30.289	2
DNF	92	GTA	Roy McCARTHY	MG B GT V8	1	1:55.603	15 laps	2 laps	61.63		
NC	30	2D	Mike WRIGLEY	Ford Escort RS 1800	16	21:31.190	12.573	0.000	88.28	1:19.310	2

### FASTEST LAP

32	2C	Alex ELLIOT	BMW 3.5 CSL Batmobile	3	1:18.549	90.70 mph	145.97 kph
68	2B	Mark WRIGHT	Ford Escort RS 1800	3	1:18.683	90.54 mph	145.72 kph
30	2D	Mike WRIGLEY	Ford Escort RS 1800	2	1:19.310	89.83 mph	144.57 kph
87	GTA	Tony LEES	Morgan Plus 8	2	1:21.722	87.18 mph	140.30 kph
33	GTB	Mark BATES	Porsche 911 ST	5	1:22.168	86.70 mph	139.54 kph
17	GTC	Joe TWYMAN	Lotus VII series 3	2	1:23.416	85.41 mph	137.45 kph
76	Inv	TARRY / YOULES	Austin Cooper S	12	1:24.962	83.85 mph	134.95 kph
75	TCB	TICE/CONOLEY	BMW 2002	9	1:25.274	83.54 mph	134.46 kph
77	TCA	Tommy GILMARTIN	Ford Capri	2	1:25.656	83.17 mph	133.86 kph

Car No 30 - Not Classified - Not running at Red Flag

Weather / Track : Cloudy / Damp

These results are provisional until the conclusion of any judicial and technical matters.

Donington Park National  
Circuit Length = 1.9791 miles  
Start: 11:35 End: 12:00

Clerk of Course :	Timekeeper :
-------------------	--------------

# The Robert Else 1977 Celebration Trophy

## RACE 10 - LAP CHART

Lap 1			Lap 2			Lap 3			Lap 4			Lap 5		
No	Behind	Laptime	No	Behind	Laptime	No	Behind	Laptime	No	Behind	Laptime	No	Behind	Laptime
32		1:21.402	32		1:18.935	32		1:18.549	32		1:19.951	68		1:19.467
68	1.973	1:23.375	68	1.767	1:18.729	68	1.901	1:18.683	68	1.048	1:19.098	32	0.147	1:20.662
30	2.400	1:23.802	30	2.775	1:19.310	30	4.171	1:19.945	30	5.453	1:21.233	93	4.810	1:19.639
69	3.212	1:24.614	93	4.061	1:18.601	93	4.349	1:18.837	93	5.686	1:21.288	30	5.479	1:20.541
93	4.395	1:25.797	69	4.462	1:20.185	69	5.696	1:19.783	69	6.052	1:20.307	69	6.071	1:20.534
87	5.623	1:27.025	87	8.410	1:21.722	10	10.394	1:19.868	10	10.377	1:19.934	10	9.151	1:19.289
116	6.153	1:27.555	10	9.075	1:20.897	87	12.559	1:22.698	87	15.229	1:22.621	87	17.865	1:23.151
33	6.549	1:27.951	116	9.542	1:22.324	116	13.959	1:22.966	116	16.329	1:22.321	33	18.318	1:22.168
10	7.113	1:28.515	33	10.160	1:22.546	33	14.304	1:22.693	33	16.665	1:22.312	116	19.093	1:23.279
75	8.475	1:29.877	17	14.775	1:23.416	17	20.135	1:23.909	17	25.117	1:24.933	17	28.886	1:24.284
17	10.294	1:31.696	75	16.131	1:26.591	75	25.326	1:27.744	75	34.922	1:29.547	63	41.894	1:26.001
7	11.408	1:32.810	7	18.945	1:26.472	7	27.829	1:27.433	7	35.920	1:28.042	7	42.851	1:27.446
70	12.250	1:33.652	70	19.948	1:26.633	77	28.393	1:26.811	63	36.408	1:27.495	70	43.996	1:26.684
77	13.410	1:34.812	77	20.131	1:25.656	70	28.720	1:27.321	77	37.171	1:28.729	77	44.459	1:27.803
43	14.072	1:35.474	63	20.869	1:25.715	63	28.864	1:26.544	70	37.827	1:29.058	12	44.683	1:26.832
63	14.089	1:35.491	43	24.939	1:29.802	12	34.065	1:26.663	12	38.366	1:24.252	76	47.065	1:25.876
44	16.668	1:38.070	44	25.161	1:27.428	76	36.051	1:26.989	76	41.704	1:25.604	75	47.277	1:32.870
6	18.286	1:39.688	12	25.951	1:25.418	43	37.181	1:30.791	44	48.063	1:30.454	44	54.243	1:26.695
12	19.468	1:40.870	76	27.611	1:25.808	44	37.560	1:30.948	43	48.140	1:30.910	43	56.548	1:28.923
8	19.946	1:41.348	6	29.640	1:30.289	8	39.529	1:28.096	8	48.385	1:28.807	8	56.756	1:28.886
76	20.738	1:42.140	8	29.982	1:28.971	6	41.191	1:30.100 P	85	1:01.644	1:32.942	85	1:14.056	1:32.927
82	20.794	1:42.196	85	34.631	1:31.985	85	48.653	1:32.571	82	1:04.529	1:33.902	82	1:18.282	1:34.268
85	21.581	1:42.983	82	36.798	1:34.939	82	50.578	1:32.329						
92	34.201	1:55.603 P												

Car No 30 - Not Classified - Not running at Red Flag

Weather / Track : Cloudy / Damp

Donington Park National  
Circuit Length = 1.9791 miles  
Start: 11:35 End: 12:00

# The Robert Else 1977 Celebration Trophy

## RACE 10 - LAP CHART

Lap 6			Lap 7			Lap 8			Lap 9			Lap 10		
No	Behind	Laptime	No	Behind	Laptime	No	Behind	Laptime	No	Behind	Laptime	No	Behind	Laptime
68		1:19.296	68		1:20.138	68		1:19.771	68		1:21.297	68		1:20.386
93	5.215	1:19.701	93	5.017	1:19.940	93	5.293	1:20.047	93	5.188	1:21.192	93	5.574	1:20.772
30	5.798	1:19.615	30	5.356	1:19.696	30	5.752	1:20.167	43	1 LAP	1:30.223	44	1 LAP	1:30.182
69	6.465	1:19.690	69	6.323	1:19.996	69	6.587	1:20.035	30	5.287	1:20.832	30	6.428	1:21.527
10	9.818	1:19.963	85	1 LAP	1:34.133	10	12.137	1:20.998	69	6.884	1:21.594	69	7.205	1:20.707
87	21.743	1:23.174	10	10.910	1:21.230	85	1 LAP	1:33.729	8	1 LAP	1:31.717	10	12.074	1:21.280
33	22.271	1:23.249	82	1 LAP	1:35.207	82	1 LAP	1:33.176	10	11.180	1:20.340	43	1 LAP	1:31.744
32	23.866	1:43.015 P	87	25.000	1:23.395	87	29.333	1:24.104	87	33.379	1:25.343	8	1 LAP	1:30.921
116	24.125	1:24.328	33	25.770	1:23.637	33	29.975	1:23.976	33	33.776	1:25.098	75	2 LAPS	3:13.498 P
17	33.099	1:23.509	116	28.882	1:24.895	116	34.437	1:25.326	85	1 LAP	1:35.428	87	39.751	1:26.758
63	49.359	1:26.761	17	36.866	1:23.905	17	41.196	1:24.101	116	39.689	1:26.549	33	41.371	1:27.981
70	50.853	1:26.153	63	54.960	1:25.739	63	1:01.664	1:26.475	82	1 LAP	1:36.704	116	46.050	1:26.747
77	51.893	1:26.730	70	56.793	1:26.078	70	1:02.419	1:25.397	17	46.296	1:26.397	85	1 LAP	1:34.343
7	52.082	1:28.527	77	58.757	1:27.002	77	1:05.925	1:26.939	70	1:09.404	1:28.282	17	51.584	1:25.674
76	53.552	1:25.783	7	59.665	1:27.721	76	1:06.014	1:25.893	63	1:09.782	1:29.415	82	1 LAP	1:34.821
75	59.070	1:31.089	76	59.892	1:26.478	7	1:06.968	1:27.074	76	1:11.135	1:26.418	70	1:16.307	1:27.289
44	1:02.453	1:27.506	44	1:08.886	1:26.571	44	1:17.089	1:27.974	77	1:12.581	1:27.953	63	1:17.412	1:28.016
43	1:06.536	1:29.284	75	1:10.925	1:31.993 P				7	1:14.064	1:28.393	76	1:17.778	1:27.029
8	1:06.796	1:29.336	43	1:16.070	1:29.672									
			8	1:16.275	1:29.617									

Car No 30 - Not Classified - Not running at Red Flag

Weather / Track : Cloudy / Damp

Donington Park National  
Circuit Length = 1.9791 miles  
Start: 11:35 End: 12:00

# The Robert Else 1977 Celebration Trophy

## RACE 10 - LAP CHART

Lap 11			Lap 12			Lap 13			Lap 14			Lap 15		
No	Behind	Laptime	No	Behind	Laptime	No	Behind	Laptime	No	Behind	Laptime	No	Behind	Laptime
68		1:19.247	68		1:20.955	68		1:18.971	68		1:20.389	68		1:19.458
77	1 LAP	1:27.142	70	1 LAP	1:25.792	82	2 LAPS	1:32.663	93	8.694	1:21.409	93	9.007	1:19.771
7	1 LAP	1:26.683	63	1 LAP	1:25.535	93	7.674	1:21.382	30	9.791	1:20.671	30	11.096	1:20.763
93	5.800	1:19.473	76	1 LAP	1:25.716	70	1 LAP	1:26.183	69	10.492	1:20.807	69	11.214	1:20.180
30	8.213	1:21.032	93	5.263	1:20.418	76	1 LAP	1:24.962	85	2 LAPS	1:35.260	10	14.929	1:20.039
69	8.424	1:20.466	77	1 LAP	1:26.269	30	9.509	1:21.186	10	14.348	1:20.881	76	1 LAP	1:26.364
10	13.136	1:20.309	30	7.294	1:20.036	69	10.074	1:21.531	70	1 LAP	1:28.220	70	1 LAP	1:28.203
44	1 LAP	1:29.645	7	1 LAP	1:27.225	63	1 LAP	1:28.291	76	1 LAP	1:28.392	63	1 LAP	1:29.065
43	1 LAP	1:30.171	69	7.514	1:20.045	10	13.856	1:20.571	63	1 LAP	1:26.456	77	1 LAP	1:27.978
8	1 LAP	1:29.949	10	12.256	1:20.075	77	1 LAP	1:27.459	82	2 LAPS	1:38.086	85	2 LAPS	1:36.606
75	2 LAPS	1:25.274	44	1 LAP	1:27.484	7	1 LAP	1:28.082	77	1 LAP	1:27.249	7	1 LAP	1:28.398
87	46.156	1:25.652	75	2 LAPS	1:27.257	44	1 LAP	1:29.244	7	1 LAP	1:27.699	82	2 LAPS	1:36.773
33	46.785	1:24.661	43	1 LAP	1:30.835	75	2 LAPS	1:26.767	44	1 LAP	1:29.466	44	1 LAP	1:29.361
116	52.373	1:25.570	8	1 LAP	1:31.232	43	1 LAP	1:30.659	75	2 LAPS	1:26.882	75	2 LAPS	1:27.896
17	56.540	1:24.203	87	49.958	1:24.757	8	1 LAP	1:30.802	43	1 LAP	1:29.995	87	1:09.304	1:26.220
85	1 LAP	1:33.640	33	51.153	1:25.323	87	57.370	1:26.383	8	1 LAP	1:29.811	33	1:09.657	1:26.012
82	1 LAP	1:31.949	116	56.328	1:24.910	33	57.946	1:25.764	87	1:02.542	1:25.561	43	1 LAP	1:31.452
			17	59.951	1:24.366	116	1:03.002	1:25.645	33	1:03.103	1:25.546	8	1 LAP	1:31.717
			85	1 LAP	1:33.876	17	1:06.181	1:25.201	116	1:07.945	1:25.332	116	1:14.132	1:25.645
									17	1:10.741	1:24.949	17	1:16.120	1:24.837

Car No 30 - Not Classified - Not running at Red Flag

Weather / Track : Cloudy / Damp

Donington Park National  
Circuit Length = 1.9791 miles  
Start: 11:35 End: 12:00

**The Robert Else 1977 Celebration Trophy  
RACE 10 - LAP CHART**

Lap 16		
No	Behind	Laptime
68		1:19.357
93	9.524	1:19.874
30	12.573	1:20.834
69	12.775	1:20.918
10	15.891	1:20.319
76	1 LAP	1:25.628
70	1 LAP	1:24.555
63	1 LAP	1:25.508
77	1 LAP	1:28.306
7	1 LAP	1:28.051
85	2 LAPS	1:34.693
82	2 LAPS	1:34.823
44	1 LAP	1:29.668
75	2 LAPS	1:26.526
87	1:14.471	1:24.524
33	1:15.194	1:24.894
116	1:21.213	1:26.438
17	1:21.479	1:24.716
43	1 LAP	1:31.751
8	1 LAP	1:31.495

**Car No 30 - Not Classified - Not running at Red Flag**

**Weather / Track : Cloudy / Damp**

Donington Park National  
Circuit Length = 1.9791 miles  
Start: 11:35 End: 12:00

**Gentleman Drivers - Over 3 litre**  
**QUALIFYING - RACE 7 - CLASSIFICATION**

POS	NO	CL	NAME	ENTRY	TIME	ON	LAPS	GAP	DIFF	MPH
1	15	C3	<b>BRYANT O/BRYANT G</b>	AC Cobra	<b>1:19.338</b>	20	21			89.80
2	34	C3	<b>SHIPMAN/HALES</b>	TVR Griffith	<b>1:20.377</b>	4	16	<b>1.039</b>	1.039	88.64
3	37	C3	<b>HALL/HALL</b>	AC Cobra	<b>1:20.502</b>	18	21	<b>1.164</b>	0.125	88.50
4	33	C3	<b>MINSHAW/STRETTON</b>	Jaguar E-Type	<b>1:20.573</b>	8	15	<b>1.235</b>	0.071	88.42
5	2	C3	<b>VOYAZIDES/HADFIELD</b>	AC Cobra	<b>1:21.348</b>	25	26	<b>2.010</b>	0.775	87.58
6	53	C3	<b>PEARSON G/PEARSON J</b>	Jaguar E-Type	<b>1:21.626</b>	13	16	<b>2.288</b>	0.278	87.28
7	55	C3	<b>MELLING/MINSHAW</b>	Jaguar E-Type	<b>1:21.661</b>	7	23	<b>2.323</b>	0.035	87.24
8	87	C3	<b>MONTEVERDE/PEARSON</b>	AC Cobra	<b>1:21.835</b>	5	24	<b>2.497</b>	0.174	87.06
9	80	C3	<b>ECKFORD/BEIGHTON</b>	Sunbeam Le Mans Tiger	<b>1:22.215</b>	7	22	<b>2.877</b>	0.380	86.65
10	71	C3	<b>WILLS/TWYMAN</b>	Bizzarrini 5300 GT	<b>1:22.465</b>	12	14	<b>3.127</b>	0.250	86.39
11	74	Inv	<b>YOUNG/PERRYMAN</b>	Corvette Stingray	<b>1:23.342</b>	23	24	<b>4.004</b>	0.877	85.48
12	81	C3	<b>TANDY/CHAMBERS</b>	Jaguar E-Type	<b>1:23.634</b>	17	20	<b>4.296</b>	0.292	85.18
13	17	C3	<b>HENDERSON/WILLIAMS</b>	AC Cobra	<b>1:23.852</b>	10	25	<b>4.514</b>	0.218	84.96
14	72	C3	<b>BOOT/WILKINSON</b>	Jaguar E-Type	<b>1:24.320</b>	8	20	<b>4.982</b>	0.468	84.49
15	16	C3	<b>GALLIERS-P/B-EDWARDS</b>	Jaguar E-Type	<b>1:24.795</b>	24	25	<b>5.457</b>	0.475	84.02
16	38	C3	<b>WHALE N/WHALE H</b>	Ford Shelby 350GT	<b>1:25.783</b>	4	16	<b>6.445</b>	0.988	83.05
17	115	C3	<b>John BURTON</b>	Jaguar E-Type	<b>1:27.644</b>	8	12	<b>8.306</b>	1.861	81.29
18	27	B2	<b>Nick NAISMITH</b>	Aston Martin DB4	<b>1:27.846</b>	15	16	<b>8.508</b>	0.202	81.10
19	77	C3	<b>BLOOHN/NUNN</b>	Ford Shelby Mustang GT350	<b>1:28.019</b>	11	24	<b>8.681</b>	0.173	80.94
20	91	C3	<b>MERRY/DICK</b>	Sunbeam Tiger	<b>1:29.017</b>	9	24	<b>9.679</b>	0.998	80.03
21	68	C3	<b>BELL/STANTON</b>	Iso Grifo A3C	<b>1:35.659</b>	9	10	<b>16.321</b>	6.642	74.47

Car No's 68 & 115 need a working transponder - Q.12.2.1

Weather / Track : Bright / Dry

These results are provisional until the conclusion of any judicial and technical matters.

Donington Park National  
 Circuit Length = 1.9791 miles  
 Start: 09:58 End: 10:40

Clerk of Course :		Timekeeper :
-------------------	--	--------------

**Gentleman Drivers - Over 3 litre**  
**QUALIFYING - RACE 7 - LAP ANALYSIS**

<b>2</b>	<b>VOYAZIDES/HADFIELD</b>		C3 AC Cobra				
1 -	1:26.628	+ 5.280	10:01:31.202	14 -	1:22.365	+ 1.017	10:20:34.734
2 -	1:24.100	+ 2.752	10:02:55.302	15 -	1:23.573	+ 2.225	10:21:58.307
3 -	1:23.476	+ 2.128	10:04:18.778	16 -	1:23.098	+ 1.750	10:23:21.405
4 -	1:23.318	+ 1.970	10:05:42.096	17 -	1:21.794	+ 0.446	10:24:43.199
5 -	1:24.525	+ 3.177	10:07:06.621	18 -	1:23.363	+ 2.015	10:26:06.562
6 -	1:24.592	+ 3.244	10:08:31.213	19 -	1:21.491	+ 0.143	10:27:28.053
7 -	1:24.476	+ 3.128	10:09:55.689	20 -	1:25.997 P	+ 4.649	10:28:54.050
8 -	1:24.040	+ 2.692	10:11:19.729	21 -	3:44.376	+ 2:23.028	10:32:38.426
9 -	1:28.547 P	+ 7.199	10:12:48.276	22 -	1:23.066	+ 1.718	10:34:01.492
10 -	2:14.532	+ 53.184	10:15:02.808	23 -	1:22.118	+ 0.770	10:35:23.610
11 -	1:23.649	+ 2.301	10:16:26.457	24 -	1:21.968	+ 0.620	10:36:45.578
12 -	1:22.701	+ 1.353	10:17:49.158	25 -	<b>1:21.348</b>		<b>10:38:06.926</b>
13 -	1:23.211	+ 1.863	10:19:12.369	26 -	1:21.738	+ 0.390	10:39:28.664
<b>15</b>	<b>BRYANT O/BRYANT G</b>		C3 AC Cobra				
1 -	1:37.681	+ 18.343	10:02:33.510	12 -	1:23.171	+ 3.833	10:24:34.294
2 -	1:30.871	+ 11.533	10:04:04.381	13 -	1:21.673	+ 2.335	10:25:55.967
3 -	1:37.022	+ 17.684	10:05:41.403	14 -	1:20.717	+ 1.379	10:27:16.684
4 -	1:31.430	+ 12.092	10:07:12.833	15 -	1:26.524 P	+ 7.186	10:28:43.208
5 -	1:27.927	+ 8.589	10:08:40.760	16 -	3:53.611	+ 2:34.273	10:32:36.819
6 -	1:26.491	+ 7.153	10:10:07.251	17 -	1:19.773	+ 0.435	10:33:56.592
7 -	1:26.550	+ 7.212	10:11:33.801	18 -	1:20.062	+ 0.724	10:35:16.654
8 -	1:25.863	+ 6.525	10:12:59.664	19 -	1:19.508	+ 0.170	10:36:36.162
9 -	1:28.235 P	+ 8.897	10:14:27.899	20 -	<b>1:19.338</b>		<b>10:37:55.500</b>
10 -	7:18.682	+ 5:59.344	10:21:46.581	21 -	1:34.598 P	+ 15.260	10:39:30.098
11 -	1:24.542	+ 5.204	10:23:11.123				
<b>16</b>	<b>GALLIERS-P/B-EDWARDS</b>		C3 Jaguar E-Type				
1 -	1:32.107	+ 7.312	10:02:04.910	14 -	1:27.359	+ 2.564	10:22:33.818
2 -	1:31.169	+ 6.374	10:03:36.079	15 -	1:26.589	+ 1.794	10:24:00.407
3 -	1:29.080	+ 4.285	10:05:05.159	16 -	1:26.573	+ 1.778	10:25:26.980
4 -	1:29.498	+ 4.703	10:06:34.657	17 -	1:27.101	+ 2.306	10:26:54.081
5 -	1:30.125	+ 5.330	10:08:04.782	18 -	1:25.401	+ 0.606	10:28:19.482
6 -	1:29.966	+ 5.171	10:09:34.748	19 -	1:25.638	+ 0.843	10:29:45.120
7 -	1:29.072	+ 4.277	10:11:03.820	20 -	1:28.513	+ 3.718	10:31:13.633
8 -	1:30.291	+ 5.496	10:12:34.111	21 -	1:26.355	+ 1.560	10:32:39.988
9 -	1:29.481	+ 4.686	10:14:03.592	22 -	1:26.647	+ 1.852	10:34:06.635
10 -	1:29.050	+ 4.255	10:15:32.642	23 -	1:33.337	+ 8.542	10:35:39.972
11 -	1:30.420	+ 5.625	10:17:03.062	24 -	<b>1:24.795</b>		<b>10:37:04.767</b>
12 -	1:39.252 P	+ 14.457	10:18:42.314	25 -	1:25.015	+ 0.220	10:38:29.782
13 -	2:24.145	+ 59.350	10:21:06.459				
<b>17</b>	<b>HENDERSON/WILLIAMS</b>		C3 AC Cobra				
1 -	1:25.834	+ 1.982	10:01:46.143	14 -	1:29.794	+ 5.942	10:23:27.470
2 -	1:26.124	+ 2.272	10:03:12.267	15 -	1:27.996	+ 4.144	10:24:55.466
3 -	1:24.322	+ 0.470	10:04:36.589	16 -	1:27.025	+ 3.173	10:26:22.491
4 -	1:27.251	+ 3.399	10:06:03.840	17 -	1:27.452	+ 3.600	10:27:49.943
5 -	1:28.870	+ 5.018	10:07:32.710	18 -	1:27.312	+ 3.460	10:29:17.255
6 -	1:25.463	+ 1.611	10:08:58.173	19 -	1:26.259	+ 2.407	10:30:43.514
7 -	1:25.495	+ 1.643	10:10:23.668	20 -	1:29.120	+ 5.268	10:32:12.634
8 -	1:24.274	+ 0.422	10:11:47.942	21 -	1:31.301	+ 7.449	10:33:43.935
9 -	1:26.544	+ 2.692	10:13:14.486	22 -	1:28.204	+ 4.352	10:35:12.139
10 -	<b>1:23.852</b>		<b>10:14:38.338</b>	23 -	1:26.893	+ 3.041	10:36:39.032
11 -	1:30.377 P	+ 6.525	10:16:08.715	24 -	1:25.186	+ 1.334	10:38:04.218
12 -	4:12.021	+ 2:48.169	10:20:20.736	25 -	1:26.346	+ 2.494	10:39:30.564
13 -	1:36.940	+ 13.088	10:21:57.676				
<b>27</b>	<b>Nick NAISMITH</b>		B2 Aston Martin DB4				
1 -	1:33.410	+ 5.564	10:01:41.806	9 -	1:28.553	+ 0.707	10:13:40.144
2 -	1:31.162	+ 3.316	10:03:12.968	10 -	1:30.700	+ 2.854	10:15:10.844
3 -	1:29.753	+ 1.907	10:04:42.721	11 -	1:28.773	+ 0.927	10:16:39.617

Car No's 68 & 115 need a working transponder - Q.12.2.1

Weather / Track : Bright / Dry

Donington Park National  
Circuit Length = 1.9791 miles  
Start: 09:58 End: 10:40

## Gentleman Drivers - Over 3 litre

## QUALIFYING - RACE 7 - LAP ANALYSIS

4 -	1:28.889	+ 1.043	10:06:11.610	12 -	1:28.624	+ 0.778	10:18:08.241	
5 -	1:29.935	+ 2.089	10:07:41.545	13 -	1:28.553	+ 0.707	10:19:36.794	
6 -	1:31.131	+ 3.285	10:09:12.676	14 -	1:28.232	+ 0.386	10:21:05.026	
7 -	1:29.748	+ 1.902	10:10:42.424	15 -	<b>1:27.846</b>		<b>10:22:32.872</b>	
8 -	1:29.167	+ 1.321	10:12:11.591	16 -	1:36.408 P	+ 8.562	10:24:09.280	
<b>33</b>	<b>MINSHAW/STRETTON</b>		C3 Jaguar E-Type					
1 -	1:23.922	+ 3.349	10:01:22.519	9 -	1:20.956	+ 0.383	10:14:41.108	
2 -	1:22.337	+ 1.764	10:02:44.856	10 -	1:28.491 P	+ 7.918	10:16:09.599	
3 -	1:21.523	+ 0.950	10:04:06.379	11 -	6:07.456	+ 4.46.883	10:22:17.055	
4 -	1:21.282	+ 0.709	10:05:27.661	12 -	1:21.335	+ 0.762	10:23:38.390	
5 -	1:24.903 P	+ 4.330	10:06:52.564	13 -	1:20.747	+ 0.174	10:24:59.137	
6 -	3:45.458	+ 2:24.885	10:10:38.022	14 -	1:21.457	+ 0.884	10:26:20.594	
7 -	1:21.557	+ 0.984	10:11:59.579	15 -	1:25.078 P	+ 4.505	10:27:45.672	
8 -	<b>1:20.573</b>		<b>10:13:20.152</b>					
<b>34</b>	<b>SHIPMAN/HALES</b>		C3 TVR Griffith					
1 -	1:22.241	+ 1.864	10:01:41.770	9 -	4:50.529	+ 3:30.152	10:16:18.281	
2 -	1:21.482	+ 1.105	10:03:03.252	10 -	1:26.216	+ 5.839	10:17:44.497	
3 -	1:21.346	+ 0.969	10:04:24.598	11 -	1:23.681	+ 3.304	10:19:08.178	
4 -	<b>1:20.377</b>		<b>10:05:44.975</b>	12 -	1:22.559	+ 2.182	10:20:30.737	
5 -	1:20.403	+ 0.026	10:07:05.378	13 -	1:24.269	+ 3.892	10:21:55.006	
6 -	1:24.418	+ 4.041	10:08:29.796	14 -	1:22.436	+ 2.059	10:23:17.442	
7 -	1:22.947	+ 2.570	10:09:52.743	15 -	1:20.894	+ 0.517	10:24:38.336	
8 -	1:35.009 P	+ 14.632	10:11:27.752	16 -	1:35.484 P	+ 15.107	10:26:13.820	
<b>37</b>	<b>HALL/HALL</b>		C3 AC Cobra					
1 -	1:27.324	+ 6.822	10:02:06.744	12 -	3:31.027	+ 2:10.525	10:19:46.551	
2 -	1:26.830	+ 6.328	10:03:33.574	13 -	1:22.920	+ 2.418	10:21:09.471	
3 -	1:24.133	+ 3.631	10:04:57.707	14 -	1:21.655	+ 1.153	10:22:31.126	
4 -	1:24.099	+ 3.597	10:06:21.806	15 -	1:24.259	+ 3.757	10:23:55.385	
5 -	1:22.776	+ 2.274	10:07:44.582	16 -	1:23.828	+ 3.326	10:25:19.213	
6 -	1:24.457	+ 3.955	10:09:09.039	17 -	1:21.873	+ 1.371	10:26:41.086	
7 -	1:23.408	+ 2.906	10:10:32.447	18 -	<b>1:20.502</b>		<b>10:28:01.588</b>	
8 -	1:23.695	+ 3.193	10:11:56.142	19 -	1:20.605	+ 0.103	10:29:22.193	
9 -	1:23.689	+ 3.187	10:13:19.831	20 -	1:21.840	+ 1.338	10:30:44.033	
10 -	1:26.558	+ 6.056	10:14:46.389	21 -	1:30.678 P	+ 10.176	10:32:14.711	
11 -	1:29.135 P	+ 8.633	10:16:15.524					
<b>38</b>	<b>WHALE N/WHALE H</b>		C3 Ford Shelby 350GT					
1 -	1:29.347	+ 3.564	10:01:35.448	9 -	1:28.391	+ 2.608	10:17:26.516	
2 -	1:27.241	+ 1.458	10:03:02.689	10 -	1:28.132	+ 2.349	10:18:54.648	
3 -	1:26.322	+ 0.539	10:04:29.011	11 -	1:28.085	+ 2.302	10:20:22.733	
4 -	<b>1:25.783</b>		<b>10:05:54.794</b>	12 -	1:32.976	+ 7.193	10:21:55.709	
5 -	1:40.769 P	+ 14.986	10:07:35.563	13 -	1:27.882	+ 2.099	10:23:23.591	
6 -	5:17.651	+ 3:51.868	10:12:53.214	14 -	1:27.060	+ 1.277	10:24:50.651	
7 -	1:34.002	+ 8.219	10:14:27.216	15 -	1:26.667	+ 0.884	10:26:17.318	
8 -	1:30.909	+ 5.126	10:15:58.125	16 -	1:33.608 P	+ 7.825	10:27:50.926	
<b>53</b>	<b>PEARSON G/PEARSON J</b>		C3 Jaguar E-Type					
1 -	1:24.773	+ 3.147	10:02:09.597	9 -	4:43.326	+ 3:21.700	10:16:53.147	
2 -	1:26.660	+ 5.034	10:03:36.257	10 -	1:25.403	+ 3.777	10:18:18.550	
3 -	1:23.118	+ 1.492	10:04:59.375	11 -	1:23.237	+ 1.611	10:19:41.787	
4 -	1:23.102	+ 1.476	10:06:22.477	12 -	1:22.488	+ 0.862	10:21:04.275	
5 -	1:23.474	+ 1.848	10:07:45.951	13 -	<b>1:21.626</b>		<b>10:22:25.901</b>	
6 -	1:24.468	+ 2.842	10:09:10.419	14 -	1:23.798	+ 2.172	10:23:49.699	
7 -	1:23.429	+ 1.803	10:10:33.848	15 -	1:34.308	+ 12.682	10:25:24.007	
8 -	1:35.973 P	+ 14.347	10:12:09.821	16 -	1:43.498 P	+ 21.872	10:27:07.505	
<b>55</b>	<b>MELLING/MINSHAW</b>		C3 Jaguar E-Type					
1 -	1:35.171	+ 13.510	10:01:33.780	13 -	1:28.441	+ 6.780	10:24:49.410	
2 -	1:24.223	+ 2.562	10:02:58.003	14 -	1:30.961	+ 9.300	10:26:20.371	
3 -	1:22.938	+ 1.277	10:04:20.941	15 -	1:30.701	+ 9.040	10:27:51.072	

Car No's 68 &amp; 115 need a working transponder - Q.12.2.1

Weather / Track : Bright / Dry

Donington Park National  
Circuit Length = 1.9791 miles  
Start: 09:58 End: 10:40

## Gentleman Drivers - Over 3 litre

### QUALIFYING - RACE 7 - LAP ANALYSIS

4 -	1:25.449 P	+ 3.788	10:05:46.390	16 -	1:28.197	+ 6.536	10:29:19.269
5 -	5:34.143	+ 4:12.482	10:11:20.533	17 -	1:28.464	+ 6.803	10:30:47.733
6 -	1:23.920	+ 2.259	10:12:44.453	18 -	1:27.996	+ 6.335	10:32:15.729
7 -	<b>1:21.661</b>		<b>10:14:06.114</b>	19 -	1:33.509	+ 11.848	10:33:49.238
8 -	1:21.748	+ 0.087	10:15:27.862	20 -	1:28.857	+ 7.196	10:35:18.095
9 -	1:32.251 P	+ 10.590	10:17:00.113	21 -	1:26.869	+ 5.208	10:36:44.964
10 -	3:18.118	+ 1:56.457	10:20:18.231	22 -	1:27.805	+ 6.144	10:38:12.769
11 -	1:32.449	+ 10.788	10:21:50.680	23 -	1:27.299	+ 5.638	10:39:40.068
12 -	1:30.289	+ 8.628	10:23:20.969				
<b>68</b>	<b>BELL/STANTON</b> C3 Iso Grifo A3C						
1 -	3:10.971	+ 1:35.312	10:10:15.326	6 -	1:49.391	+ 13.732	10:22:09.046
2 -	5:09.548	+ 3:33.889	10:15:24.874	7 -	1:36.747	+ 1.088	10:23:45.793
3 -	1:36.534	+ 0.875	10:17:01.408	8 -	1:36.441	+ 0.782	10:25:22.234
4 -	1:42.174	+ 6.515	10:18:43.582	9 -	<b>1:35.659</b>		<b>10:26:57.893</b>
5 -	1:36.073	+ 0.414	10:20:19.655	10 -	1:42.269 P	+ 6.610	10:28:40.162
<b>71</b>	<b>WILLS/TWYMAN</b> C3 Bizzarrini 5300 GT						
1 -	1:26.114	+ 3.649	10:01:40.311	8 -	1:23.904	+ 1.439	10:11:46.333
2 -	1:26.686	+ 4.221	10:03:06.997	9 -	1:34.773 P	+ 12.308	10:13:21.106
3 -	1:24.882	+ 2.417	10:04:31.879	10 -	3:21.155	+ 1:58.690	10:16:42.261
4 -	1:33.963	+ 11.498	10:06:05.842	11 -	1:23.194	+ 0.729	10:18:05.455
5 -	1:27.344	+ 4.879	10:07:33.186	12 -	<b>1:22.465</b>		<b>10:19:27.920</b>
6 -	1:25.299	+ 2.834	10:08:58.485	13 -	1:59.494 P	+ 37.029	10:21:27.414
7 -	1:23.944	+ 1.479	10:10:22.429	14 -	13:44.673 P	+ 12:22.208	10:35:12.087
<b>72</b>	<b>BOOT/WILKINSON</b> C3 Jaguar E-Type						
1 -	1:31.027	+ 6.707	10:02:14.362	11 -	1:30.183	+ 5.863	10:19:18.943
2 -	1:28.690	+ 4.370	10:03:43.052	12 -	1:28.996	+ 4.676	10:20:47.939
3 -	1:24.907	+ 0.587	10:05:07.959	13 -	1:27.213	+ 2.893	10:22:15.152
4 -	1:27.456	+ 3.136	10:06:35.415	14 -	1:31.010	+ 6.690	10:23:46.162
5 -	1:27.380	+ 3.060	10:08:02.795	15 -	1:27.186	+ 2.866	10:25:13.348
6 -	1:25.805	+ 1.485	10:09:28.600	16 -	1:27.615	+ 3.295	10:26:40.963
7 -	1:25.708	+ 1.388	10:10:54.308	17 -	1:26.167	+ 1.847	10:28:07.130
8 -	<b>1:24.320</b>		<b>10:12:18.628</b>	18 -	1:27.489	+ 3.169	10:29:34.619
9 -	1:40.472 P	+ 16.152	10:13:59.100	19 -	1:26.721	+ 2.401	10:31:01.340
10 -	3:49.660	+ 2:25.340	10:17:48.760	20 -	1:35.044 P	+ 10.724	10:32:36.384
<b>74</b>	<b>YOUNG/PERRYMAN</b> Inv Corvette Stingray						
1 -	1:30.562	+ 7.220	10:01:31.047	13 -	3:39.065	+ 2:15.723	10:23:09.002
2 -	1:30.529	+ 7.187	10:03:01.576	14 -	1:25.300	+ 1.958	10:24:34.302
3 -	1:29.798	+ 6.456	10:04:31.374	15 -	1:24.493	+ 1.151	10:25:58.795
4 -	1:30.873	+ 7.531	10:06:02.247	16 -	1:23.959	+ 0.617	10:27:22.754
5 -	1:31.813	+ 8.471	10:07:34.060	17 -	1:24.295	+ 0.953	10:28:47.049
6 -	1:28.051	+ 4.709	10:09:02.111	18 -	1:24.622	+ 1.280	10:30:11.671
7 -	1:28.503	+ 5.161	10:10:30.614	19 -	1:25.711	+ 2.369	10:31:37.382
8 -	1:30.951	+ 7.609	10:12:01.565	20 -	1:24.917	+ 1.575	10:33:02.299
9 -	1:31.459 P	+ 8.117	10:13:33.024	21 -	1:25.608	+ 2.266	10:34:27.907
10 -	2:55.811	+ 1:32.469	10:16:28.835	22 -	1:24.120	+ 0.778	10:35:52.027
11 -	1:27.755	+ 4.413	10:17:56.590	23 -	<b>1:23.342</b>		<b>10:37:15.369</b>
12 -	1:33.347 P	+ 10.005	10:19:29.937	24 -	1:30.249 P	+ 6.907	10:38:45.618
<b>77</b>	<b>BLOOHN/NUNN</b> C3 Ford Shelby Mustang GT350						
1 -	1:34.335	+ 6.316	10:02:11.461	13 -	1:28.912	+ 0.893	10:22:40.184
2 -	1:32.415	+ 4.396	10:03:43.876	14 -	1:30.092	+ 2.073	10:24:10.276
3 -	1:40.799	+ 12.780	10:05:24.675	15 -	1:30.172	+ 2.153	10:25:40.448
4 -	1:32.284	+ 4.265	10:06:56.959	16 -	1:29.507	+ 1.488	10:27:09.955
5 -	1:31.682	+ 3.663	10:08:28.641	17 -	1:28.896	+ 0.877	10:28:38.851
6 -	1:31.845	+ 3.826	10:10:00.486	18 -	1:28.488	+ 0.469	10:30:07.339
7 -	1:34.623 P	+ 6.604	10:11:35.109	19 -	1:32.115	+ 4.096	10:31:39.454
8 -	3:38.806	+ 2:10.787	10:15:13.915	20 -	1:29.960	+ 1.941	10:33:09.414
9 -	1:31.655	+ 3.636	10:16:45.570	21 -	1:30.884	+ 2.865	10:34:40.298
10 -	1:28.074	+ 0.055	10:18:13.644	22 -	1:30.575	+ 2.556	10:36:10.873

Car No's 68 & 115 need a working transponder - Q.12.2.1

Weather / Track : Bright / Dry

Donington Park National  
Circuit Length = 1.9791 miles  
Start: 09:58 End: 10:40

**Gentleman Drivers - Over 3 litre**  
**QUALIFYING - RACE 7 - LAP ANALYSIS**

11 -	1:28.019		10:19:41.663	23 -	1:28.338	+ 0.319	10:37:39.211
12 -	1:29.609	+ 1.590	10:21:11.272	24 -	1:28.066	+ 0.047	10:39:07.277
<b>80</b>	<b>ECKFORD/BEIGHTON</b>		C3 Sunbeam Le Mans Tiger				
1 -	1:27.043	+ 4.828	10:01:37.187	12 -	1:31.717	+ 9.502	10:19:18.181
2 -	1:32.877	+ 10.662	10:03:10.064	13 -	1:31.733	+ 9.518	10:20:49.914
3 -	1:22.770	+ 0.555	10:04:32.834	14 -	1:32.116	+ 9.901	10:22:22.030
4 -	1:29.146	+ 6.931	10:06:01.980	15 -	1:34.274	+ 12.059	10:23:56.304
5 -	1:23.739	+ 1.524	10:07:25.719	16 -	1:30.444	+ 8.229	10:25:26.748
6 -	1:22.644	+ 0.429	10:08:48.363	17 -	1:34.980	+ 12.765	10:27:01.728
7 -	<b>1:22.215</b>		<b>10:10:10.578</b>	18 -	1:32.883 P	+ 10.668	10:28:34.611
8 -	1:23.429	+ 1.214	10:11:34.007	19 -	6:09.801	+ 4:47.586	10:34:44.412
9 -	1:23.693	+ 1.478	10:12:57.700	20 -	1:29.564	+ 7.349	10:36:13.976
10 -	1:26.608 P	+ 4.393	10:14:24.308	21 -	1:29.893	+ 7.678	10:37:43.869
11 -	3:22.156	+ 1:59.941	10:17:46.464	22 -	1:27.910	+ 5.695	10:39:11.779
<b>81</b>	<b>TANDY/CHAMBERS</b>		C3 Jaguar E-Type				
1 -	1:25.790	+ 2.156	10:01:50.923	11 -	1:25.768	+ 2.134	10:20:57.904
2 -	1:24.947	+ 1.313	10:03:15.870	12 -	1:24.662	+ 1.028	10:22:22.566
3 -	1:25.790	+ 2.156	10:04:41.660	13 -	1:25.622	+ 1.988	10:23:48.188
4 -	1:25.066	+ 1.432	10:06:06.726	14 -	1:53.102	+ 29.468	10:25:41.290
5 -	1:30.008 P	+ 6.374	10:07:36.734	15 -	1:26.811	+ 3.177	10:27:08.101
6 -	4:14.444	+ 2:50.810	10:11:51.178	16 -	1:26.177	+ 2.543	10:28:34.278
7 -	1:26.033	+ 2.399	10:13:17.211	17 -	<b>1:23.634</b>		<b>10:29:57.912</b>
8 -	1:23.800	+ 0.166	10:14:41.011	18 -	1:24.157	+ 0.523	10:31:22.069
9 -	1:29.588 P	+ 5.954	10:16:10.599	19 -	1:24.338	+ 0.704	10:32:46.407
10 -	3:21.537	+ 1:57.903	10:19:32.136	20 -	1:37.502 P	+ 13.868	10:34:23.909
<b>87</b>	<b>MONTEVERDE/PEARSON</b>		C3 AC Cobra				
1 -	1:24.917	+ 3.082	10:02:07.843	13 -	1:24.822	+ 2.987	10:21:16.576
2 -	1:26.327	+ 4.492	10:03:34.170	14 -	1:25.347	+ 3.512	10:22:41.923
3 -	1:22.704	+ 0.869	10:04:56.874	15 -	1:29.083 P	+ 7.248	10:24:11.006
4 -	1:22.596	+ 0.761	10:06:19.470	16 -	3:43.093	+ 2:21.258	10:27:54.099
5 -	<b>1:21.835</b>		<b>10:07:41.305</b>	17 -	1:30.470	+ 8.635	10:29:24.569
6 -	1:36.888 P	+ 15.053	10:09:18.193	18 -	1:26.214	+ 4.379	10:30:50.783
7 -	2:48.954	+ 1:27.119	10:12:07.147	19 -	1:25.532	+ 3.697	10:32:16.315
8 -	1:26.049	+ 4.214	10:13:33.196	20 -	1:28.503	+ 6.668	10:33:44.818
9 -	1:26.817 P	+ 4.982	10:15:00.013	21 -	1:26.156	+ 4.321	10:35:10.974
10 -	2:00.122	+ 38.287	10:17:00.135	22 -	1:24.187	+ 2.352	10:36:35.161
11 -	1:25.427	+ 3.592	10:18:25.562	23 -	1:23.668	+ 1.833	10:37:58.829
12 -	1:26.192	+ 4.357	10:19:51.754	24 -	1:27.881 P	+ 6.046	10:39:26.710
<b>91</b>	<b>MERRY/DICK</b>		C3 Sunbeam Tiger				
1 -	1:33.142	+ 4.125	10:01:55.357	13 -	1:36.333	+ 7.316	10:21:58.623
2 -	1:31.431	+ 2.414	10:03:26.788	14 -	1:33.399	+ 4.382	10:23:32.022
3 -	1:32.247	+ 3.230	10:04:59.035	15 -	1:34.965	+ 5.948	10:25:06.987
4 -	1:30.203	+ 1.186	10:06:29.238	16 -	1:33.605	+ 4.588	10:26:40.592
5 -	1:30.091	+ 1.074	10:07:59.329	17 -	1:34.312	+ 5.295	10:28:14.904
6 -	1:30.450	+ 1.433	10:09:29.779	18 -	1:33.884	+ 4.867	10:29:48.788
7 -	1:29.527	+ 0.510	10:10:59.306	19 -	1:34.875	+ 5.858	10:31:23.663
8 -	1:29.546	+ 0.529	10:12:28.852	20 -	1:36.774	+ 7.757	10:33:00.437
9 -	<b>1:29.017</b>		<b>10:13:57.869</b>	21 -	1:36.579	+ 7.562	10:34:37.016
10 -	1:39.337 P	+ 10.320	10:15:37.206	22 -	1:34.460	+ 5.443	10:36:11.476
11 -	3:07.581	+ 1:38.564	10:18:44.787	23 -	1:33.669	+ 4.652	10:37:45.145
12 -	1:37.503	+ 8.486	10:20:22.290	24 -	1:33.279	+ 4.262	10:39:18.424
<b>115</b>	<b>John BURTON</b>		C3 Jaguar E-Type				
1 -	1:30.356	+ 2.712	10:02:05.169	7 -	1:29.129	+ 1.485	10:11:02.853
2 -	1:32.105	+ 4.461	10:03:37.274	8 -	<b>1:27.644</b>		<b>10:12:30.497</b>
3 -	1:28.315	+ 0.671	10:05:05.589	9 -	1:28.004	+ 0.360	10:13:58.501
4 -	1:30.082	+ 2.438	10:06:35.671	10 -	1:27.984	+ 0.340	10:15:26.485
5 -	1:29.325	+ 1.681	10:08:04.996	11 -	1:29.488	+ 1.844	10:16:55.973
6 -	1:28.728	+ 1.084	10:09:33.724	12 -	1:28.550	+ 0.906	10:18:24.523

Car No's 68 & 115 need a working transponder - Q.12.2.1

Weather / Track : Bright / Dry

Donington Park National  
Circuit Length = 1.9791 miles  
Start: 09:58 End: 10:40

**Gentleman Drivers - Over 3 litre**  
**RACE 7 - GRID**

ROW 11	1:35.659 68 BELL/STANTON	
ROW 10	1:28.019 77 BLOOHN/NUNN	1:29.017 91 MERRY/DICK
ROW 9	1:27.644 115 John BURTON	1:27.846 27 Nick NAISMITH
ROW 8	1:24.795 16 GALLIERS-P/B-EDWARDS	1:25.783 38 WHALE N/WHALE H
ROW 7	1:23.852 17 HENDERSON/WILLIAMS	1:24.320 72 BOOT/WILKINSON
ROW 6	1:23.342 74 YOUNG/PERRYMAN	1:23.634 81 TANDY/CHAMBERS
ROW 5	1:22.215 80 ECKFORD/BEIGHTON	1:22.465 71 WILLS/TWYMAN
ROW 4	1:21.661 55 MELLING/MINSHAW	1:21.835 87 MONTEVERDE/PEARSON
ROW 3	1:21.348 2 VOYAZIDES/HADFIELD	1:21.626 53 PEARSON G/PEARSON J
ROW 2	1:20.502 37 HALL/HALL	1:20.573 33 MINSHAW/STRETTON
ROW 1	1:19.338 15 BRYANT O/BRYANT G	1:20.377 34 SHIPMAN/HALES
<b>Pole</b>		
		

Donington Park National  
 Circuit Length = 1.9791 miles

**These results are provisional until the conclusion of any judicial and technical matters.**

Clerk of Course :		Timekeeper :
-------------------	--	--------------

# The HP Tyres Trophy for Gentleman Drivers - Over 3 litre

## RACE 7 - 1 HOUR CLASSIFICATION

POS	NO	CL	NAME	ENTRY	LAPS	TIME	GAP	DIFF	MPH	BEST	ON
1	33	C3	Jon MINSHAW	Jaguar E-Type	44	1:00:19.165			86.61	1:21.455	3
2	53	C3	PEARSON G/PEARSON J	Jaguar E-Type	44	1:00:19.675	0.510	0.510	86.60	1:21.050	3
3	34	C3	SHIPMAN/HALES	TVR Griffith	44	1:00:47.016	27.851	27.341	85.95	1:21.454	10
4	80	C3	ECKFORD/BEIGHTON	Sunbeam Le Mans Tiger	43	1:00:24.572	1 lap	1 lap	84.52	1:22.666	18
5	74	Inv	YOUNG/PERRYMAN	Chevrolet Corvette Stingray	43	1:00:49.866	1 lap	25.294	83.93	1:23.162	12
6	15	C3	BRYANT O/BRYANT G	AC Cobra	43	1:01:18.972	1 lap	29.106	83.27	1:20.752	41
7	37	C3	HALL/HALL	AC Cobra	43	1:01:22.675	1 lap	3.703	83.18	1:21.186	42
8	17	C3	HENDERSON/WILLIAMS	AC Cobra	41	1:00:34.555	3 laps	2 laps	80.37	1:25.521	40
9	72	C3	BOOT/WILKINSON	Jaguar E-Type	41	1:00:52.267	3 laps	17.712	79.98	1:24.771	38
10	27	B2	Nick NAISMITH	Aston Martin DB4	40	59:32.633	4 laps	1 lap	79.76	1:27.773	31
11	38	C3	WHALE N/WHALE H	Ford Shelby Mustang GT350	40	1:00:29.713	4 laps	57.080	78.51	1:27.410	25
12	16	C3	GALLIERS-P/B-EDWARDS	Jaguar E-Type	40	1:00:32.603	4 laps	2.890	78.45	1:28.720	16
13	91	C3	MERRY/DICK	Sunbeam Tiger	40	1:01:29.759	4 laps	57.156	77.23	1:28.209	27
14	81	C3	TANDY/CHAMBERS	Jaguar E-Type	38	58:36.959	6 laps	2 laps	76.98	1:23.179	15
15	68	C3	BELL/STANTON	Iso Grifo A3C	37	1:00:23.212	7 laps	1 lap	72.75	1:29.590	33
16	77	C3	BLOOHN/NUNN	Ford Shelby Mustang GT350	37	1:00:39.914	7 laps	16.702	72.42	1:27.924	37
17	115	C3	John BURTON	Jaguar E-Type	23	35:29.897	21 laps	14 laps	76.93	1:27.648	20
18	55	C3	MELLING/MINSHAW	Jaguar E-Type	23	42:18.013	21 laps	6:48.116	64.56	1:22.401	18
19	2	C3	VOYAZIDES/HADFIELD	AC Cobra	5	7:29.347	39 laps	18 laps	79.27	1:24.310	4

### FASTEST LAP

15	C3	BRYANT O/BRYANT G	AC Cobra	41	1:20.752	88.22 mph	141.99 kph
74	Inv	YOUNG/PERRYMAN	Chevrolet Corvette Stingray	12	1:23.162	85.67 mph	137.87 kph
27	B2	Nick NAISMITH	Aston Martin DB4	31	1:27.773	81.17 mph	130.63 kph

Car No 68 - Transponder did not work - Q.12.2.1.

Weather / Track : Bright / Dry

These results are provisional until the conclusion of any judicial and technical matters.

Donington Park National  
Circuit Length = 1.9791 miles  
Start: 16:59 End: 00:00

Clerk of Course :		Timekeeper :	
-------------------	--	--------------	--

# The HP Tyres Trophy for Gentleman Drivers - Over 3 litre

## RACE 7 - CLASSIFICATION

POS	NO	CL	NAME	ENTRY	LAPS	TIME	GAP	DIFF	MPH	BEST	ON
1	33	C3	Jon MINSHAW	Jaguar E-Type	87	2:00:50.760		85.48	1:21.455	3	
2	15	C3	BRYANT O/BRYANT G	AC Cobra	87	2:01:05.629	14.869	14.869	85.31	1:20.354	44
3	34	C3	SHIPMAN/HALES	TVR Griffith	87	2:01:21.053	30.293	15.424	85.13	1:20.809	50
4	37	C3	HALL/HALL	AC Cobra	87	2:01:25.586	34.826	4.533	85.07	1:20.385	55
5	53	C3	PEARSON G/PEARSON J	Jaguar E-Type	87	2:02:00.961	1:10.201	35.375	84.66	1:21.050	3
6	17	C3	HENDERSON/WILLIAMS	AC Cobra	83	2:01:12.426	4 laps	4 laps	81.31	1:23.014	76
7	72	C3	BOOT/WILKINSON	Jaguar E-Type	83	2:01:17.611	4 laps	5.185	81.25	1:24.338	76
8	38	C3	WHALE N/WHALE H	Ford Shelby Mustang GT350	81	2:01:14.966	6 laps	2 laps	79.32	1:26.974	70
9	27	B2	Nick NAISMITH	Aston Martin DB4	81	2:01:24.138	6 laps	9.172	79.22	1:27.233	48
10	80	C3	ECKFORD/BEIGHTON	Sunbeam Le Mans Tiger	80	2:00:54.381	7 laps	1 lap	78.56	1:22.666	18
11	16	C3	GALLIERS-P/B-EDWARDS	Jaguar E-Type	75	1:52:53.881	12 laps	5 laps	78.88	1:24.497	68
12	68	C3	BELL/STANTON	Iso Grifo A3C	75	2:01:15.234	12 laps	8:21.353	73.44	1:28.924	42
13	74	Inv	YOUNG/PERRYMAN	Chevrolet Corvette Stingray	74	1:47:45.519	13 laps	1 lap	81.54	1:23.162	12
NOT CLASSIFIED											
DNC	91	C3	MERRY/DICK	Sunbeam Tiger	58	1:29:39.009	29 laps	16 laps	76.82	1:28.209	27
DNC	77	C3	BLOOHN/NUNN	Ford Shelby Mustang GT350	57	1:30:38.795	30 laps	1 lap	74.66	1:27.231	47
DNC	81	C3	TANDY/CHAMBERS	Jaguar E-Type	38	58:36.959	49 laps	19 laps	76.98	1:23.179	15
DNC	55	C3	MELLING/MINSHAW	Jaguar E-Type	26	1:30:28.366	61 laps	12 laps	34.12	1:22.401	18
DNC	115	C3	John BURTON	Jaguar E-Type	23	35:29.897	64 laps	3 laps	76.93	1:27.648	20
DNC	2	C3	VOYAZIDES/HADFIELD	AC Cobra	5	7:29.347	82 laps	18 laps	79.27	1:24.310	4
FASTEST LAP											
15	C3	BRYANT O/BRYANT G	AC Cobra	44	1:20.354	88.66 mph	142.69 kph				
74	Inv	YOUNG/PERRYMAN	Chevrolet Corvette Stingray	12	1:23.162	85.67 mph	137.87 kph				
27	B2	Nick NAISMITH	Aston Martin DB4	48	1:27.233	81.67 mph	131.44 kph				

Car No 68 - Transponder did not work - Q.12.2.1.

Weather / Track : Bright / Dry

These results are provisional until the conclusion of any judicial and technical matters.

Donington Park National  
Circuit Length = 1.9791 miles  
Start: 16:59 End: 19:01

Clerk of Course :	Timekeeper :
-------------------	--------------

**The HP Tyres Trophy for Gentleman Drivers - Over 3 litre**  
**RACE 7 - LAP CHART**

Lap 1			Lap 2			Lap 3			Lap 4			Lap 5		
No	Behind	Laptime	No	Behind	Laptime	No	Behind	Laptime	No	Behind	Laptime	No	Behind	Laptime
33		1:24.108	33		1:21.868	33		1:21.455	33		1:21.856	33		1:22.085
53	1.285	1:25.393	53	1.148	1:21.731	53	0.743	1:21.050	53	0.590	1:21.703	53	1.150	1:22.645
15	2.218	1:26.326	15	4.554	1:24.204	15	7.239	1:24.140	34	9.007	1:23.528	34	9.974	1:23.052
34	2.582	1:26.690	34	4.988	1:24.274	34	7.335	1:23.802	55	9.514	1:23.669	55	10.396	1:22.967
2	3.554	1:27.662	55	6.476	1:24.331	55	7.701	1:22.680	15	10.484	1:25.101	15	12.128	1:23.729
55	4.013	1:28.121	2	7.036	1:25.350	80	9.881	1:24.140	80	11.223	1:23.198	80	13.628	1:24.490
37	4.731	1:28.839	80	7.196	1:24.031	2	10.057	1:24.476	2	12.511	1:24.310	37	14.516	1:23.592
80	5.033	1:29.141	37	7.829	1:24.966	37	11.364	1:24.990	37	13.009	1:23.501	74	19.558	1:27.711
74	5.241	1:29.349	74	8.620	1:25.247	74	11.895	1:24.730	74	13.932	1:23.893	81	20.607	1:26.308
81	6.275	1:30.383	81	9.625	1:25.218	81	13.316	1:25.146	81	16.384	1:24.924	72	37.798	1:30.253
17	7.898	1:32.006	17	15.916	1:29.886	72	24.037	1:28.893	72	29.630	1:27.449	17	37.966	1:29.250
72	8.617	1:32.725	72	16.599	1:29.850	17	24.271	1:29.810	17	30.801	1:28.386	2	37.975	1:47.549 P
16	11.646	1:35.754	38	18.840	1:28.680	38	26.058	1:28.673	38	32.533	1:28.331	38	40.033	1:29.585
38	12.028	1:36.136	115	22.719	1:32.347	115	30.729	1:29.465	115	37.763	1:28.890	115	45.015	1:29.337
115	12.240	1:36.348	16	22.765	1:32.987	27	31.869	1:30.133	27	40.037	1:30.024	27	47.894	1:29.942
27	12.632	1:36.740	27	23.191	1:32.427	91	32.420	1:30.303	91	40.675	1:30.111	91	48.145	1:29.555
91	14.433	1:38.541	91	23.572	1:31.007	16	35.601	1:34.291	16	45.799	1:32.054	16	55.412	1:31.698
77	15.745	1:39.853	77	25.910	1:32.033	77	36.683	1:32.228	77	46.932	1:32.105	77	57.124	1:32.277
68	18.257	1:42.365	68	31.278	1:34.889	68	45.680	1:35.857	68	59.354	1:35.530	68	1:15.286	1:38.017

Car No 68 - Transponder did not work - Q.12.2.1.

Weather / Track : Bright / Dry

Donington Park National  
 Circuit Length = 1.9791 miles  
 Start: 16:59 End: 19:01

**The HP Tyres Trophy for Gentleman Drivers - Over 3 litre**  
**RACE 7 - LAP CHART**

Lap 6			Lap 7			Lap 8			Lap 9			Lap 10		
No	Behind	Laptime	No	Behind	Laptime	No	Behind	Laptime	No	Behind	Laptime	No	Behind	Laptime
33		1:22.496	33		1:22.771	33		1:22.316	33		1:23.969	33		1:21.948
53	0.932	1:22.278	53	0.340	1:22.179	53	0.439	1:22.415	77	1 LAP	1:33.627	53	1.101	1:22.619
34	11.089	1:23.611	34	11.405	1:23.087	34	11.174	1:22.085	53	0.430	1:23.960	17	1 LAP	1:34.831
15	14.838	1:25.206	68	1 LAP	1:42.591	37	18.080	1:23.761	34	10.276	1:23.071	16	1 LAP	1:30.986
37	15.839	1:23.819	15	16.233	1:24.166	15	19.708	1:25.791	37	17.762	1:23.651	77	1 LAP	1:30.967
80	16.635	1:25.503	37	16.635	1:23.567	55	20.018	1:24.337	55	19.258	1:23.209	34	9.782	1:21.454
55	18.207	1:30.307	80	17.759	1:23.895	80	21.207	1:25.764	15	20.212	1:24.473	37	18.831	1:23.017
74	22.157	1:25.095	55	17.997	1:22.561	81	27.753	1:24.955	80	21.003	1:23.765	55	19.755	1:22.445
81	23.360	1:25.249	74	24.651	1:25.265	74	28.800	1:26.465	81	27.008	1:23.224	15	21.513	1:23.249
17	44.324	1:28.854	81	25.114	1:24.525	68	1 LAP	1:38.903	74	28.352	1:23.521	80	22.321	1:23.266
72	44.844	1:29.542	17	48.853	1:27.300	72	56.314	1:28.752	68	1 LAP	1:38.038	81	28.817	1:23.757
38	46.356	1:28.819	72	49.878	1:27.805	38	58.703	1:29.294	72	59.827	1:27.482	74	30.013	1:23.609
115	52.691	1:30.172	38	51.725	1:28.140	115	1:07.462	1:30.070	38	1:02.897	1:28.163	68	1 LAP	1:36.447
27	54.092	1:28.694	115	59.708	1:29.788	27	1:07.610	1:29.894	27	1:13.069	1:29.428	72	1:04.570	1:26.691
91	54.931	1:29.282	27	1:00.032	1:28.711	91	1:08.304	1:29.490	115	1:13.803	1:30.310	38	1:08.459	1:27.510
16	1:03.905	1:30.989	91	1:01.130	1:28.970	17	1:16.216	1:49.679	91	1:14.330	1:29.995	27	1:19.328	1:28.207
77	1:05.343	1:30.715	16	1:12.698	1:31.564	16	1:23.515	1:33.133				115	1:19.923	1:28.068
			77	1:12.991	1:30.419							91	1:20.809	1:28.427

Car No 68 - Transponder did not work - Q.12.2.1.

Weather / Track : Bright / Dry

Donington Park National  
 Circuit Length = 1.9791 miles  
 Start: 16:59 End: 19:01

**The HP Tyres Trophy for Gentleman Drivers - Over 3 litre**  
**RACE 7 - LAP CHART**

Lap 11			Lap 12			Lap 13			Lap 14			Lap 15		
No	Behind	Laptime	No	Behind	Laptime	No	Behind	Laptime	No	Behind	Laptime	No	Behind	Laptime
33		1:21.642	33		1:22.075	33		1:21.999	33		1:21.868	33		1:22.083
53	1.300	1:21.841	53	2.115	1:22.890	53	2.123	1:22.007	53	2.301	1:22.046	72	1 LAP	1:27.504
34	11.205	1:23.065	27	1 LAP	1:28.890	68	2 LAPS	1:37.750	38	1 LAP	1:29.506	53	1.826	1:21.608
17	1 LAP	1:27.740	115	1 LAP	1:28.626	27	1 LAP	1:28.039	34	12.097	1:22.837	38	1 LAP	1:28.126
16	1 LAP	1:30.268	91	1 LAP	1:29.396	115	1 LAP	1:28.127	27	1 LAP	1:28.430	34	12.508	1:22.494
77	1 LAP	1:30.215	34	10.996	1:21.866	34	11.128	1:22.131	115	1 LAP	1:28.530	115	1 LAP	1:27.705
37	20.665	1:23.476	17	1 LAP	1:27.182	91	1 LAP	1:28.344	91	1 LAP	1:30.243	27	1 LAP	1:29.894
55	21.698	1:23.585	37	21.887	1:23.297	17	1 LAP	1:27.178	68	2 LAPS	1:38.199	37	27.087	1:23.675
15	23.153	1:23.282	55	23.909	1:24.286	37	23.240	1:23.352	37	25.495	1:24.123	91	1 LAP	1:29.794
80	24.304	1:23.625	16	1 LAP	1:29.876	55	26.512	1:24.602 P	17	1 LAP	1:28.819	15	30.084	1:23.589
81	30.697	1:23.522	15	25.187	1:24.109	15	26.669	1:23.481	15	28.578	1:23.777	80	32.019	1:23.700
74	32.082	1:23.711	80	26.386	1:24.157	80	28.892	1:24.505	80	30.402	1:23.378	17	1 LAP	1:28.134
72	1:09.988	1:27.060	77	1 LAP	1:31.104	16	1 LAP	1:30.098	81	36.118	1:24.420	68	2 LAPS	1:35.528
68	1 LAP	1:36.657	81	32.126	1:23.504	81	33.566	1:23.439	74	38.010	1:25.131	81	37.214	1:23.179
38	1:14.750	1:27.933	74	33.169	1:23.162	74	34.747	1:23.577	16	1 LAP	1:30.939	74	39.661	1:23.734
			72	1:14.167	1:26.254	77	1 LAP	1:31.118	77	1 LAP	1:29.352	16	1 LAP	1:29.879
			38	1:20.641	1:27.966	72	1:18.171	1:26.003				77	1 LAP	1:29.550

Car No 68 - Transponder did not work - Q.12.2.1.

Weather / Track : Bright / Dry

Donington Park National  
 Circuit Length = 1.9791 miles  
 Start: 16:59 End: 19:01

**The HP Tyres Trophy for Gentleman Drivers - Over 3 litre**  
**RACE 7 - LAP CHART**

Lap 16			Lap 17			Lap 18			Lap 19			Lap 20		
No	Behind	Laptime	No	Behind	Laptime	No	Behind	Laptime	No	Behind	Laptime	No	Behind	Laptime
33		1:22.101	33		1:21.816	33		1:21.918	33		1:22.163	33		1:22.222
53	1.485	1:21.760	53	1.280	1:21.611	53	0.914	1:21.552	53	0.485	1:21.734	53	0.597	1:22.334
72	1 LAP	1:26.262	72	1 LAP	1:26.243	34	13.867	1:22.864	34	14.228	1:22.524	68	3 LAPS	1:33.282
34	12.980	1:22.573	34	12.921	1:21.757	72	1 LAP	1:26.560	72	1 LAP	1:25.987	34	13.785	1:21.779
38	1 LAP	1:28.336	38	1 LAP	1:27.551	38	1 LAP	1:28.132	37	33.138	1:23.641	72	1 LAP	1:25.485
37	28.937	1:23.951	37	30.661	1:23.540	37	31.660	1:22.917	115	2 LAPS	2:36.061 P	37	34.967	1:24.051
115	1 LAP	1:29.112	15	34.643	1:24.141	15	35.488	1:22.763	15	37.372	1:24.047	15	38.209	1:23.059
27	1 LAP	1:28.629	80	36.232	1:24.589	80	36.980	1:22.666	38	1 LAP	1:29.739	80	39.509	1:23.519
15	32.318	1:24.335	27	1 LAP	1:31.615	81	46.182	1:25.804	80	38.212	1:23.395	115	2 LAPS	1:28.087
80	33.459	1:23.541	81	42.296	1:24.762	27	1 LAP	1:28.398	81	49.531	1:25.512	38	1 LAP	1:27.884
91	1 LAP	1:30.154	17	1 LAP	1:26.087	74	48.109	1:24.858	74	50.486	1:24.540	81	51.476	1:24.167
81	39.350	1:24.237	115	1 LAP	1:36.560 P	17	1 LAP	1:27.114	27	1 LAP	1:30.309	74	51.643	1:23.379
17	1 LAP	1:27.604	74	45.169	1:24.626	91	1 LAP	1:28.452	91	1 LAP	1:28.563	27	1 LAP	1:29.510
74	42.359	1:24.799	91	1 LAP	1:31.021	55	2 LAPS	1:25.579	17	1 LAP	1:35.501	91	1 LAP	1:28.332
68	2 LAPS	1:35.542	68	2 LAPS	1:35.233	16	1 LAP	1:32.617	55	2 LAPS	1:22.794	17	1 LAP	1:27.412
16	1 LAP	1:28.821	16	1 LAP	1:28.720	77	1 LAP	1:31.515	16	1 LAP	1:29.248	55	2 LAPS	1:22.401
77	1 LAP	1:29.059	77	1 LAP	1:28.893	68	2 LAPS	1:34.761	77	1 LAP	1:29.103			
55	2 LAPS	4:43.293 P	55	2 LAPS	1:23.518									

Car No 68 - Transponder did not work - Q.12.2.1.

Weather / Track : Bright / Dry

Donington Park National  
 Circuit Length = 1.9791 miles  
 Start: 16:59 End: 19:01

**The HP Tyres Trophy for Gentleman Drivers - Over 3 litre**  
**RACE 7 - LAP CHART**

Lap 21			Lap 22			Lap 23			Lap 24			Lap 25		
No	Behind	Laptime	No	Behind	Laptime	No	Behind	Laptime	No	Behind	Laptime	No	Behind	Laptime
33		1:22.395	33		1:21.899	33		1:22.183	33		1:22.277	33		1:21.975
53	0.460	1:22.258	53	0.627	1:22.066	53	0.354	1:21.910	53	0.672	1:22.595	53	0.530	1:21.833
16	2 LAPS	1:29.108	16	2 LAPS	1:28.847	34	16.100	1:24.227	17	2 LAPS	1:28.548	27	2 LAPS	1:28.978
77	2 LAPS	1:30.416	34	14.056	1:22.058	16	2 LAPS	1:30.395	91	2 LAPS	1:29.893	17	2 LAPS	1:27.237
34	13.897	1:22.507	77	2 LAPS	1:30.382	77	2 LAPS	1:29.380	34	15.945	1:22.122	91	2 LAPS	1:28.323
68	3 LAPS	1:32.809	68	3 LAPS	1:31.739	72	1 LAP	1:26.236	16	2 LAPS	1:28.796	34	16.557	1:22.587
72	1 LAP	1:25.632	72	1 LAP	1:25.310	37	38.326	1:23.226	77	2 LAPS	1:30.078	16	2 LAPS	1:30.273
37	36.245	1:23.673	37	37.283	1:22.937	15	40.733	1:22.582	72	1 LAP	1:25.447	37	39.734	1:22.825
15	39.012	1:23.198	15	40.334	1:23.221	68	3 LAPS	1:37.833 P	37	38.884	1:22.835	72	1 LAP	1:26.026
80	40.369	1:23.255	80	41.628	1:23.158	80	42.921	1:23.476	15	41.390	1:22.934	15	42.430	1:23.015
115	2 LAPS	1:27.776	115	2 LAPS	1:27.648	74	57.808	1:24.348	80	44.105	1:23.461	80	45.210	1:23.080
38	1 LAP	1:27.535	38	1 LAP	1:27.932	81	1:00.768	1:26.552	74	59.695	1:24.164	74	1:12.141	1:34.421
74	53.251	1:24.003	74	55.643	1:24.291	38	1 LAP	1:29.449	81	1:04.691	1:26.200 P	38	1 LAP	1:28.196
81	54.317	1:25.236	81	56.399	1:23.981	115	2 LAPS	1:30.584	38	1 LAP	1:27.431	115	2 LAPS	1:27.932
27	1 LAP	1:27.856	55	2 LAPS	1:23.566	55	2 LAPS	1:24.519	115	2 LAPS	1:28.354	77	2 LAPS	2:09.296 P
55	2 LAPS	1:23.544	27	1 LAP	1:28.872	27	1 LAP	1:28.206	55	2 LAPS	1:26.530 P			
91	1 LAP	1:28.314	17	1 LAP	1:26.386									
17	1 LAP	1:27.786	91	1 LAP	1:29.141									

Car No 68 - Transponder did not work - Q.12.2.1.

Weather / Track : Bright / Dry

Donington Park National  
 Circuit Length = 1.9791 miles  
 Start: 16:59 End: 19:01

**The HP Tyres Trophy for Gentleman Drivers - Over 3 litre**  
**RACE 7 - LAP CHART**

Lap 26			Lap 27			Lap 28			Lap 29			Lap 30		
No	Behind	Laptime	No	Behind	Laptime	No	Behind	Laptime	No	Behind	Laptime	No	Behind	Laptime
33		1:22.800	33		1:22.107	33		1:22.725	33		1:22.366	33		1:22.336
53	0.470	1:22.740	53	1.736	1:23.373	53	1.480	1:22.469	53	1.751	1:22.637	53	1.494	1:22.079
27	2 LAPS	1:29.569	34	18.279	1:23.883	38	2 LAPS	1:29.282	38	2 LAPS	1:27.721	38	2 LAPS	1:27.894
17	2 LAPS	1:29.420	27	2 LAPS	1:28.515	34	19.832	1:24.278	81	4 LAPS	6:02.641 P	81	4 LAPS	1:25.640
68	5 LAPS	3:42.521 P	17	2 LAPS	1:29.921	27	2 LAPS	1:29.242	34	20.970	1:23.504	34	21.178	1:22.544
34	16.503	1:22.746	91	2 LAPS	1:29.123	17	2 LAPS	1:27.735	27	2 LAPS	1:28.040	17	2 LAPS	1:27.148
91	2 LAPS	1:29.268	68	5 LAPS	1:35.036	91	2 LAPS	1:28.617	17	2 LAPS	1:28.232	27	2 LAPS	1:28.553
37	40.051	1:23.117	77	3 LAPS	2:07.414 P	68	5 LAPS	1:33.859	91	2 LAPS	1:28.209	91	2 LAPS	1:28.690
72	1 LAP	1:26.361	37	41.644	1:23.700	37	42.253	1:23.334	37	43.622	1:23.735	37	44.553	1:23.267
15	43.910	1:24.280	15	45.572	1:23.769	15	47.024	1:24.177	15	48.949	1:24.291	15	50.362	1:23.749
16	2 LAPS	1:30.931	72	1 LAP	1:26.296	77	3 LAPS	1:31.406	68	5 LAPS	1:32.701	80	52.154	1:23.582
80	45.856	1:23.446	80	49.545	1:25.796	80	50.289	1:23.469	80	50.908	1:22.985	68	5 LAPS	1:30.819
74	1:13.196	1:23.855	16	2 LAPS	1:31.483	72	1 LAP	1:26.190	72	1 LAP	1:26.259	72	1 LAP	1:26.350
38	1 LAP	1:27.410	74	1:15.839	1:24.750	16	2 LAPS	1:31.568	77	3 LAPS	1:30.431	55	7 LAPS	8:05.169
						74	1:17.338	1:24.224	16	2 LAPS	1:32.024	77	3 LAPS	1:38.491
									74	1:19.185	1:24.213	16	2 LAPS	1:31.696
												74	1:21.730	1:24.881

Car No 68 - Transponder did not work - Q.12.2.1.

Weather / Track : Bright / Dry

Donington Park National  
 Circuit Length = 1.9791 miles  
 Start: 16:59 End: 19:01

**The HP Tyres Trophy for Gentleman Drivers - Over 3 litre**  
**RACE 7 - LAP CHART**

Lap 31			Lap 32			Lap 33			Lap 34			Lap 35		
No	Behind	Laptime	No	Behind	Laptime	No	Behind	Laptime	No	Behind	Laptime	No	Behind	Laptime
33		1:22.653	33		1:22.203	33		1:21.630	33		1:21.967	33		1:21.865
53	0.580	1:21.739	77	4 LAPS	1:31.278	53	2.064	1:21.605	53	2.194	1:22.097	53	1.522	1:21.193
38	2 LAPS	1:27.838	53	2.089	1:23.712	74	1 LAP	1:23.514	74	1 LAP	1:24.577	74	1 LAP	1:23.929
81	4 LAPS	1:24.566	74	1 LAP	1:26.212	77	4 LAPS	1:31.400	68	6 LAPS	1:32.109	68	6 LAPS	1:30.093
34	21.670	1:23.145	16	3 LAPS	1:32.121	16	3 LAPS	1:30.851	77	4 LAPS	1:30.393	77	4 LAPS	1:29.761
17	2 LAPS	1:27.269	34	23.315	1:23.848	34	24.030	1:22.345	34	24.797	1:22.734	34	26.121	1:23.189
27	2 LAPS	1:28.750	81	4 LAPS	1:25.868	81	4 LAPS	1:24.352	16	3 LAPS	1:30.722	81	4 LAPS	1:24.826
37	44.648	1:22.748	38	2 LAPS	1:28.544	38	2 LAPS	1:27.793	81	4 LAPS	1:24.666	16	3 LAPS	1:30.575
91	2 LAPS	1:29.920	37	45.390	1:22.945	37	46.662	1:22.902	38	2 LAPS	1:27.902	38	2 LAPS	1:27.418
15	51.572	1:23.863	17	2 LAPS	1:27.546	17	2 LAPS	1:26.871	37	47.401	1:22.706	37	48.884	1:23.348
80	53.174	1:23.673	27	2 LAPS	1:27.957	27	2 LAPS	1:27.773	17	2 LAPS	1:26.997	17	2 LAPS	1:27.097
72	1 LAP	1:25.539	15	53.441	1:24.072	80	56.195	1:23.581	27	2 LAPS	1:30.128	15	1 LAP	2:53.257 P
68	5 LAPS	1:33.624	80	54.244	1:23.273	15	56.256	1:24.445 P	80	1:07.082	1:32.854	27	2 LAPS	1:29.493
			91	2 LAPS	1:30.613	91	2 LAPS	1:28.792	72	1 LAP	1:25.415	80	1:11.888	1:26.671
			72	1 LAP	1:25.388	72	1 LAP	1:25.083	91	2 LAPS	1:29.924	72	1 LAP	1:27.356
			68	5 LAPS	1:31.392							91	2 LAPS	1:28.619

Car No 68 - Transponder did not work - Q.12.2.1.

Weather / Track : Bright / Dry

Donington Park National  
 Circuit Length = 1.9791 miles  
 Start: 16:59 End: 19:01

**The HP Tyres Trophy for Gentleman Drivers - Over 3 litre**  
**RACE 7 - LAP CHART**

Lap 36			Lap 37			Lap 38			Lap 39			Lap 40		
No	Behind	Laptime	No	Behind	Laptime	No	Behind	Laptime	No	Behind	Laptime	No	Behind	Laptime
33		1:21.793	33		1:21.532	33		1:22.419	33		1:22.526	33		1:22.932
53	1.447	1:21.718	53	2.144	1:22.229	53	1.505	1:21.780	53	0.371	1:21.392	53	0.094	1:22.655
74	1 LAP	1:24.398	91	3 LAPS	1:30.850	72	2 LAPS	1:26.813	72	2 LAPS	1:25.093	72	2 LAPS	1:24.771
34	26.789	1:22.461	74	1 LAP	1:24.816	27	3 LAPS	1:28.959	27	3 LAPS	1:28.379	27	3 LAPS	1:28.540
68	6 LAPS	1:32.599	34	27.946	1:22.689	91	3 LAPS	1:28.634	74	1 LAP	1:24.599	74	1 LAP	1:24.304
77	4 LAPS	1:29.712	68	6 LAPS	1:31.102	74	1 LAP	1:24.535	91	3 LAPS	1:29.246	91	3 LAPS	1:28.921
81	4 LAPS	1:23.805	81	4 LAPS	1:24.240	34	27.801	1:22.274	34	27.337	1:22.062	34	26.535	1:22.130
16	3 LAPS	1:30.295	77	4 LAPS	1:35.181 P	81	4 LAPS	1:23.934	81	4 LAPS	1:23.503	81	4 LAPS	1:23.599
38	2 LAPS	1:27.952	16	3 LAPS	1:29.979	68	6 LAPS	1:31.129	68	6 LAPS	1:29.590	68	6 LAPS	1:31.372
37	51.379	1:24.288 P	38	2 LAPS	1:27.936	16	3 LAPS	1:29.944	16	3 LAPS	1:29.741	15	1 LAP	1:21.590
15	1 LAP	1:22.327	37	1:07.063	1:37.216 P	38	2 LAPS	1:27.771	15	1 LAP	1:22.179	37	1 LAP	2:45.606 P
17	2 LAPS	1:26.801	15	1 LAP	1:22.387	15	1 LAP	1:22.584	38	2 LAPS	1:29.024	16	3 LAPS	1:29.135
80	1:14.444	1:24.349	17	2 LAPS	1:25.542	37	1:07.329	1:22.685 P	80	1:19.403	1:24.552	38	2 LAPS	1:29.911 P
27	2 LAPS	1:28.908	80	1:16.739	1:23.827	17	2 LAPS	1:26.721	17	2 LAPS	1:27.666	80	1:20.551	1:24.080
72	1 LAP	1:24.908				80	1:17.377	1:23.057						

Car No 68 - Transponder did not work - Q.12.2.1.

Weather / Track : Bright / Dry

Donington Park National  
 Circuit Length = 1.9791 miles  
 Start: 16:59 End: 19:01

**The HP Tyres Trophy for Gentleman Drivers - Over 3 litre**  
**RACE 7 - LAP CHART**

Lap 41			Lap 42			Lap 43			Lap 44			Lap 45		
No	Behind	Laptime	No	Behind	Laptime	No	Behind	Laptime	No	Behind	Laptime	No	Behind	Laptime
33		1:22.778	33		1:21.936	33		1:23.165	33		1:21.944	33		1:22.143
53	0.182	1:22.866	53	0.438	1:22.192	53	0.302	1:23.029	53	0.510	1:22.152	53	0.351	1:21.984
77	7 LAPS	4:44.713 P	80	1 LAP	1:25.317	38	4 LAPS	2:54.610 P	68	7 LAPS	1:31.303	80	1 LAP	1:25.217
17	3 LAPS	1:28.205	17	3 LAPS	1:27.284	80	1 LAP	1:24.468	80	1 LAP	1:24.894	68	7 LAPS	1:31.550
72	2 LAPS	1:28.042 P	77	7 LAPS	1:29.850	16	4 LAPS	1:30.610	38	4 LAPS	1:31.660	38	4 LAPS	1:29.855
27	3 LAPS	1:28.028	74	1 LAP	1:24.808	17	3 LAPS	1:25.521	16	4 LAPS	1:29.514	17	3 LAPS	1:27.373 P
74	1 LAP	1:23.326	27	3 LAPS	1:28.464	77	7 LAPS	1:28.275	17	3 LAPS	1:25.849	16	4 LAPS	1:32.906 P
34	27.030	1:23.273	34	27.297	1:22.203	74	1 LAP	1:24.641	77	7 LAPS	1:27.924	77	7 LAPS	1:28.902
91	3 LAPS	1:30.365 P	81	4 LAPS	1:41.465 P	72	3 LAPS	2:59.094 P	34	27.851	1:22.606	34	30.700	1:24.992 P
81	4 LAPS	1:25.650	15	1 LAP	1:20.752	34	27.189	1:23.057	74	1 LAP	1:26.655 P	72	3 LAPS	1:27.389
15	1 LAP	1:21.320	37	1 LAP	1:21.414	27	3 LAPS	1:31.509 P	72	3 LAPS	1:27.858	27	4 LAPS	3:00.229 P
37	1 LAP	1:21.992	68	6 LAPS	1:30.673	91	4 LAPS	3:07.560 P	15	1 LAP	1:21.122	15	1 LAP	1:20.354
68	6 LAPS	1:31.320				15	1 LAP	1:20.890	37	1 LAP	1:21.264	37	1 LAP	1:20.574
16	3 LAPS	1:30.073				37	1 LAP	1:21.186	91	4 LAPS	1:36.757	91	4 LAPS	1:33.722

Car No 68 - Transponder did not work - Q.12.2.1.

Weather / Track : Bright / Dry

Donington Park National  
 Circuit Length = 1.9791 miles  
 Start: 16:59 End: 19:01

**The HP Tyres Trophy for Gentleman Drivers - Over 3 litre**  
**RACE 7 - LAP CHART**

Lap 46			Lap 47			Lap 48			Lap 49			Lap 50		
No	Behind	Laptime	No	Behind	Laptime	No	Behind	Laptime	No	Behind	Laptime	No	Behind	Laptime
33		1:22.400	33		1:22.619	33		1:21.720	33		1:22.086	33		1:21.815 P
53	0.313	1:22.362	53	0.255	1:22.561	53	0.434	1:21.899	53	0.337	1:21.989	53	0.429	1:21.907
80	1 LAP	1:26.312 P	91	5 LAPS	1:32.984	91	5 LAPS	1:32.249	91	5 LAPS	1:32.092	34	1 LAP	1:22.227
68	7 LAPS	1:30.160	17	4 LAPS	2:53.244 P	80	2 LAPS	2:57.810 P	34	1 LAP	1:23.378	17	4 LAPS	1:24.725
38	4 LAPS	1:29.176	16	5 LAPS	2:50.763 P	34	1 LAP	1:21.745	17	4 LAPS	1:26.035	91	5 LAPS	1:33.783
77	7 LAPS	1:29.269	68	7 LAPS	1:31.471	17	4 LAPS	1:25.629	16	5 LAPS	1:26.156	16	5 LAPS	1:26.033
74	2 LAPS	2:56.180 P	34	1 LAP	2:44.766 P	16	5 LAPS	1:26.452	80	2 LAPS	1:35.047	80	2 LAPS	1:33.623
72	3 LAPS	1:27.312	38	4 LAPS	1:30.084	68	7 LAPS	1:30.338	68	7 LAPS	1:28.924	15	1 LAP	1:21.975
15	1 LAP	1:20.782	77	7 LAPS	1:29.537	38	4 LAPS	1:29.269	38	4 LAPS	1:28.633	68	7 LAPS	1:29.827
27	4 LAPS	1:28.828	72	3 LAPS	1:28.576	77	7 LAPS	1:28.659	15	1 LAP	1:20.820	38	4 LAPS	1:29.805
37	1 LAP	1:20.553	74	2 LAPS	1:30.148	15	1 LAP	1:21.246	77	7 LAPS	1:28.401	37	1 LAP	1:22.080
			15	1 LAP	1:20.738	72	3 LAPS	1:26.717	37	1 LAP	1:21.701	77	7 LAPS	1:28.961
			37	1 LAP	1:22.085	74	2 LAPS	1:30.296	72	3 LAPS	1:27.156	72	3 LAPS	1:26.142
			27	4 LAPS	1:28.685	37	1 LAP	1:21.014	74	2 LAPS	1:28.363	74	2 LAPS	1:28.054
						27	4 LAPS	1:27.817	27	4 LAPS	1:28.239	27	4 LAPS	1:27.871

Car No 68 - Transponder did not work - Q.12.2.1.

Weather / Track : Bright / Dry

Donington Park National  
 Circuit Length = 1.9791 miles  
 Start: 16:59 End: 19:01

**The HP Tyres Trophy for Gentleman Drivers - Over 3 litre**  
**RACE 7 - LAP CHART**

Lap 51			Lap 52			Lap 53			Lap 54			Lap 55		
No	Behind	Laptime	No	Behind	Laptime	No	Behind	Laptime	No	Behind	Laptime	No	Behind	Laptime
53		1:22.871 P	33		1:22.263	33		1:23.466	33		1:22.682	33		1:22.145
34	1 LAP	1:20.809	74	2 LAPS	1:29.189	77	7 LAPS	1:28.065	72	3 LAPS	1:27.454	72	3 LAPS	1:26.356
17	4 LAPS	1:24.806	53	6.415	2:46.105 P	38	4 LAPS	1:29.814	91	5 LAPS	1:34.258	77	7 LAPS	1:31.062
16	5 LAPS	1:25.211	27	4 LAPS	1:27.233	80	2 LAPS	1:34.725	77	7 LAPS	1:27.231	91	5 LAPS	1:33.389
15	1 LAP	1:21.555	34	32.520	1:20.997	68	7 LAPS	1:32.435	38	4 LAPS	1:28.681	53	16.478	1:26.603
91	5 LAPS	1:32.303	17	3 LAPS	1:24.047	53	9.274	1:26.325	53	12.020	1:25.428	38	4 LAPS	1:30.560
37	1 LAP	1:22.259	15	53.524	1:21.246	74	2 LAPS	1:29.212	74	2 LAPS	1:31.583	74	2 LAPS	1:28.558
80	2 LAPS	1:34.186	16	4 LAPS	1:26.964	27	4 LAPS	1:28.380	27	4 LAPS	1:27.793	27	4 LAPS	1:27.533
68	7 LAPS	1:31.652	37	1:02.142	1:21.852	34	30.348	1:21.294	80	2 LAPS	1:39.299 P	34	29.688	1:22.543
38	4 LAPS	1:31.117	91	4 LAPS	1:31.898	17	3 LAPS	1:23.923	68	7 LAPS	1:39.917	68	7 LAPS	1:31.402
72	3 LAPS	1:27.411	72	2 LAPS	1:26.153	15	50.801	1:20.743	34	29.290	1:21.624	15	48.217	1:21.141
77	7 LAPS	1:29.443				16	4 LAPS	1:25.795	15	49.221	1:21.102	17	3 LAPS	1:23.395
74	2 LAPS	1:28.400				37	1:00.113	1:21.437	17	3 LAPS	1:23.863	37	56.966	1:20.385
33	1:17.427	2:40.727 P							37	58.726	1:21.295	16	4 LAPS	1:25.173
27	4 LAPS	1:27.677							16	4 LAPS	1:25.521			
34	1:51.213	1:21.528												
17	3 LAPS	1:24.770												
16	4 LAPS	1:25.534												
15	2:11.968	1:20.774												

Car No 68 - Transponder did not work - Q.12.2.1.

Weather / Track : Bright / Dry

Donington Park National  
 Circuit Length = 1.9791 miles  
 Start: 16:59 End: 19:01

**The HP Tyres Trophy for Gentleman Drivers - Over 3 litre**  
**RACE 7 - LAP CHART**

Lap 56			Lap 57			Lap 58			Lap 59			Lap 60		
No	Behind	Laptime	No	Behind	Laptime	No	Behind	Laptime	No	Behind	Laptime	No	Behind	Laptime
33		1:22.717	33		1:22.508	33		1:22.505	33		1:22.833	33		1:23.021
72	3 LAPS	1:26.811	72	3 LAPS	1:26.655	72	3 LAPS	1:25.829	72	3 LAPS	1:25.613	16	5 LAPS	1:25.735
53	19.294	1:25.533	53	21.030	1:24.244	53	22.625	1:24.100	53	23.711	1:23.919	80	4 LAPS	1:33.470
77	7 LAPS	1:29.968	77	7 LAPS	1:28.537	34	30.395	1:23.068	34	28.823	1:21.261	53	25.292	1:24.602
38	4 LAPS	1:30.177	34	29.832	1:22.271	77	7 LAPS	1:29.204	77	7 LAPS	1:28.442	72	3 LAPS	1:27.098
91	5 LAPS	1:34.536	38	4 LAPS	1:29.380	38	4 LAPS	1:27.972	15	43.709	1:22.437	34	26.683	1:20.881
34	30.069	1:23.098	74	2 LAPS	1:26.482	74	2 LAPS	1:26.790	38	4 LAPS	1:28.404	15	42.678	1:21.990
74	2 LAPS	1:28.291	91	5 LAPS	1:32.397	15	44.105	1:21.015	74	2 LAPS	1:27.017	77	7 LAPS	1:28.440
27	4 LAPS	1:28.110	27	4 LAPS	1:27.502	27	4 LAPS	1:29.504	27	4 LAPS	1:28.397	74	2 LAPS	1:26.641
68	7 LAPS	1:31.057	15	45.595	1:21.263	91	5 LAPS	1:32.834	37	55.114	1:23.478	38	4 LAPS	1:28.491
15	46.840	1:21.340	68	7 LAPS	1:30.520	37	54.469	1:22.668	91	5 LAPS	1:32.452	37	54.444	1:22.351
37	56.359	1:22.110	37	54.306	1:20.455	68	7 LAPS	1:30.707	17	3 LAPS	1:24.258	27	4 LAPS	1:28.905
17	3 LAPS	1:26.954	17	3 LAPS	1:23.535	17	3 LAPS	1:24.404	68	7 LAPS	1:29.794	17	3 LAPS	1:24.744
80	3 LAPS	3:20.522 P	80	3 LAPS	1:32.950	16	4 LAPS	1:29.091				91	5 LAPS	1:32.259
16	4 LAPS	1:27.377	16	4 LAPS	1:25.656	80	3 LAPS	1:32.406				68	7 LAPS	1:35.579

Car No 68 - Transponder did not work - Q.12.2.1.

Weather / Track : Bright / Dry

Donington Park National  
 Circuit Length = 1.9791 miles  
 Start: 16:59 End: 19:01

**The HP Tyres Trophy for Gentleman Drivers - Over 3 litre**  
**RACE 7 - LAP CHART**

Lap 61			Lap 62			Lap 63			Lap 64			Lap 65		
No	Behind	Laptime	No	Behind	Laptime	No	Behind	Laptime	No	Behind	Laptime	No	Behind	Laptime
33		1:22.354	33		1:22.104	33		1:22.883	33		1:22.701	33		1:23.544
16	5 LAPS	1:26.394	16	5 LAPS	1:26.311	55	38 LAPS	1:38.876 P	16	5 LAPS	1:27.957	77	8 LAPS	1:37.534 P
80	4 LAPS	1:33.352	68	8 LAPS	1:40.273 P	91	6 LAPS	1:32.744	34	26.054	1:23.218	34	24.254	1:21.744
34	26.206	1:21.877	34	26.427	1:22.325	16	5 LAPS	1:26.840	53	31.830	1:24.549	16	5 LAPS	1:35.929
53	27.331	1:24.393	53	29.263	1:24.036	34	25.537	1:21.993	91	6 LAPS	1:49.866	53	32.402	1:24.116
72	3 LAPS	1:25.244	80	4 LAPS	1:32.946	53	29.982	1:23.602	15	39.338	1:22.014	15	37.240	1:21.446
15	41.417	1:21.093	72	3 LAPS	1:25.496	72	3 LAPS	1:29.671	72	3 LAPS	1:27.058	72	3 LAPS	1:26.302
74	2 LAPS	1:27.711	15	40.417	1:21.104	15	40.025	1:22.491	37	49.672	1:21.485	37	46.760	1:20.632
37	53.987	1:21.897	37	52.907	1:21.024	80	4 LAPS	1:33.443	80	4 LAPS	1:33.449	80	4 LAPS	1:32.278
77	7 LAPS	1:29.352	74	2 LAPS	1:27.103	68	8 LAPS	1:56.248 P	68	8 LAPS	1:30.237	68	8 LAPS	1:29.607
38	4 LAPS	1:29.338	77	7 LAPS	1:28.930	37	50.888	1:20.864	74	2 LAPS	1:27.145	74	2 LAPS	1:25.810
27	4 LAPS	1:28.077	38	4 LAPS	1:28.093	74	2 LAPS	1:27.306	17	3 LAPS	1:23.505	17	3 LAPS	1:25.804
17	3 LAPS	1:23.605	17	3 LAPS	1:23.838	17	3 LAPS	1:23.634	38	4 LAPS	1:28.764	38	4 LAPS	1:28.255
55	37 LAPS	43:49.530 P	27	4 LAPS	1:28.609	38	4 LAPS	1:29.169	55	38 LAPS	2:41.947			
91	5 LAPS	1:32.446				27	4 LAPS	1:28.607	27	4 LAPS	1:27.745			
						77	7 LAPS	1:39.112						

Car No 68 - Transponder did not work - Q.12.2.1.

Weather / Track : Bright / Dry

Donington Park National  
 Circuit Length = 1.9791 miles  
 Start: 16:59 End: 19:01

**The HP Tyres Trophy for Gentleman Drivers - Over 3 litre**  
**RACE 7 - LAP CHART**

Lap 66			Lap 67			Lap 68			Lap 69			Lap 70		
No	Behind	Laptime	No	Behind	Laptime	No	Behind	Laptime	No	Behind	Laptime	No	Behind	Laptime
33		1:22.614	33		1:22.507	33		1:21.907	33		1:23.731	33		1:22.532
27	5 LAPS	1:29.638	38	5 LAPS	1:28.605	38	5 LAPS	1:27.662	80	5 LAPS	1:33.302	74	3 LAPS	1:26.370
34	23.780	1:22.140	27	5 LAPS	1:27.973	27	5 LAPS	1:27.458	38	5 LAPS	1:28.822	80	5 LAPS	1:33.787
16	5 LAPS	1:25.467	34	30.648	1:29.375	34	32.340	1:23.599	27	5 LAPS	1:27.995	38	5 LAPS	1:27.640
53	33.973	1:24.185	15	34.723	1:21.831	15	33.618	1:20.802	68	10 LAPS	3:21.254 P	27	5 LAPS	1:27.895
15	35.399	1:20.773	53	36.343	1:24.877	53	38.148	1:23.712	34	31.048	1:22.439	15	31.072	1:22.189
37	45.683	1:21.537	16	5 LAPS	1:27.859	16	5 LAPS	1:25.479	15	31.415	1:21.528	34	31.742	1:23.226
72	3 LAPS	1:25.952	37	45.469	1:22.293	37	45.074	1:21.512	53	38.347	1:23.930	68	10 LAPS	1:36.585
80	4 LAPS	1:30.698	72	3 LAPS	1:25.548	72	3 LAPS	1:25.499	16	5 LAPS	1:24.583	53	39.878	1:24.063
68	8 LAPS	1:32.917 P	17	3 LAPS	1:24.756	17	3 LAPS	1:24.821	37	44.082	1:22.739	37	43.418	1:21.868
17	3 LAPS	1:25.774	80	4 LAPS	1:31.863	74	2 LAPS	1:26.448	72	3 LAPS	1:25.815	16	5 LAPS	1:25.494
74	2 LAPS	1:27.080	74	2 LAPS	1:26.728				17	3 LAPS	1:23.801	72	3 LAPS	1:25.359
												17	3 LAPS	1:24.280

Car No 68 - Transponder did not work - Q.12.2.1.

Weather / Track : Bright / Dry

Donington Park National  
 Circuit Length = 1.9791 miles  
 Start: 16:59 End: 19:01

**The HP Tyres Trophy for Gentleman Drivers - Over 3 litre**  
**RACE 7 - LAP CHART**

Lap 71			Lap 72			Lap 73			Lap 74			Lap 75		
No	Behind	Laptime	No	Behind	Laptime	No	Behind	Laptime	No	Behind	Laptime	No	Behind	Laptime
33		1:22.629	33		1:22.279	33		1:23.126	33		1:22.231	33		1:23.229
74	3 LAPS	1:26.568	74	3 LAPS	1:26.805	17	4 LAPS	1:29.006	17	4 LAPS	1:23.971	68	11 LAPS	1:33.147
80	5 LAPS	1:32.033	15	29.027	1:21.834	74	3 LAPS	1:31.534	74	3 LAPS	1:26.994	17	4 LAPS	1:23.824
38	5 LAPS	1:30.937	34	33.741	1:24.826	15	26.987	1:21.086	15	26.219	1:21.463	15	24.800	1:21.810
15	29.472	1:21.029	80	5 LAPS	1:30.446	34	33.124	1:22.509	34	34.317	1:23.424	74	3 LAPS	1:27.889
27	5 LAPS	1:27.967	38	5 LAPS	1:30.257	80	5 LAPS	1:29.861	37	42.073	1:22.135	34	34.009	1:22.921
34	31.194	1:22.081	27	5 LAPS	1:28.375	38	5 LAPS	1:29.824	53	46.846	1:24.856	37	40.542	1:21.698
53	41.360	1:24.111	53	42.857	1:23.776	37	42.169	1:22.321	38	5 LAPS	1:29.570	53	47.667	1:24.050
37	43.450	1:22.661	37	42.974	1:21.803	27	5 LAPS	1:30.209	27	5 LAPS	1:29.591	38	5 LAPS	1:26.974
16	5 LAPS	1:24.930	16	5 LAPS	1:25.490	53	44.221	1:24.490	80	5 LAPS	1:35.311	27	5 LAPS	1:27.304
68	10 LAPS	1:34.003	68	10 LAPS	1:33.080	16	5 LAPS	1:24.497	16	5 LAPS	1:25.329	16	5 LAPS	1:27.985
72	3 LAPS	1:25.410	72	3 LAPS	1:26.095	72	3 LAPS	1:25.519	72	3 LAPS	1:24.954	80	5 LAPS	1:32.645
17	3 LAPS	1:24.070				68	10 LAPS	1:33.874				72	3 LAPS	1:24.897

Car No 68 - Transponder did not work - Q.12.2.1.

Weather / Track : Bright / Dry

Donington Park National  
 Circuit Length = 1.9791 miles  
 Start: 16:59 End: 19:01

**The HP Tyres Trophy for Gentleman Drivers - Over 3 litre**  
**RACE 7 - LAP CHART**

Lap 76			Lap 77			Lap 78			Lap 79			Lap 80		
No	Behind	Laptime	No	Behind	Laptime	No	Behind	Laptime	No	Behind	Laptime	No	Behind	Laptime
33		1:22.855	33		1:22.158	33		1:22.394	33		1:22.764	33		1:22.238
17	4 LAPS	1:24.321	17	4 LAPS	1:23.751	80	6 LAPS	1:35.161	72	4 LAPS	1:25.159	72	4 LAPS	1:24.338
68	11 LAPS	1:31.955	68	11 LAPS	1:31.853	17	4 LAPS	1:24.253	17	4 LAPS	1:23.589	17	4 LAPS	1:23.014
15	23.263	1:21.318	15	22.137	1:21.032	15	21.694	1:21.951	80	6 LAPS	1:34.044	15	19.429	1:21.707
74	3 LAPS	1:26.079	37	37.692	1:20.969	68	11 LAPS	1:32.813	15	19.960	1:21.030	80	6 LAPS	1:34.030
34	34.335	1:23.181	34	38.370	1:26.193	37	37.407	1:22.109	37	36.517	1:21.874	37	35.528	1:21.249
37	38.881	1:21.194	74	3 LAPS	1:32.879 P	34	38.261	1:22.285	34	37.220	1:21.723	34	36.247	1:21.265
53	48.730	1:23.918	53	50.490	1:23.918	53	51.920	1:23.824	68	11 LAPS	1:32.741	68	11 LAPS	1:33.306
38	5 LAPS	1:27.075	38	5 LAPS	1:27.628	38	5 LAPS	1:27.661	53	53.378	1:24.222	53	55.115	1:23.975
27	5 LAPS	1:27.672	27	5 LAPS	1:27.506	16	5 LAPS	1:27.812	38	5 LAPS	1:27.602	38	5 LAPS	1:27.271
16	5 LAPS	1:25.172	16	5 LAPS	1:25.768	27	5 LAPS	1:29.786	16	5 LAPS	1:27.570			
80	5 LAPS	1:33.875	72	3 LAPS	1:26.381				27	5 LAPS	1:28.872			
72	3 LAPS	1:25.544												

Car No 68 - Transponder did not work - Q.12.2.1.

Weather / Track : Bright / Dry

Donington Park National  
 Circuit Length = 1.9791 miles  
 Start: 16:59 End: 19:01

**The HP Tyres Trophy for Gentleman Drivers - Over 3 litre**  
**RACE 7 - LAP CHART**

Lap 81			Lap 82			Lap 83			Lap 84			Lap 85		
No	Behind	Laptime	No	Behind	Laptime	No	Behind	Laptime	No	Behind	Laptime	No	Behind	Laptime
33		1:22.368	33		1:22.835	33		1:23.171	33		1:22.266	33		1:22.931
27	6 LAPS	1:28.431	27	6 LAPS	1:28.083	38	6 LAPS	1:28.237	38	6 LAPS	1:27.581	68	12 LAPS	1:33.034
72	4 LAPS	1:27.087	72	4 LAPS	1:25.265	27	6 LAPS	1:28.493	15	17.130	1:23.821	38	6 LAPS	1:27.198
17	4 LAPS	1:23.027	17	4 LAPS	1:23.473	72	4 LAPS	1:26.584	17	4 LAPS	1:24.904	15	15.254	1:21.055
15	17.975	1:20.914	15	16.090	1:20.950	15	15.575	1:22.656	27	6 LAPS	1:28.266	17	4 LAPS	1:23.571
16	6 LAPS	1:50.045	34	35.687	1:23.157	17	4 LAPS	1:23.941	72	4 LAPS	1:28.189	72	4 LAPS	1:25.630
37	35.364	1:22.204	37	35.788	1:23.259	34	35.602	1:23.086	34	35.772	1:22.436	27	6 LAPS	1:27.532
34	35.365	1:21.486	80	6 LAPS	1:35.686	37	37.805	1:25.188	37	37.096	1:21.557	34	34.311	1:21.470
80	6 LAPS	1:33.134	53	1:00.430	1:25.928	80	6 LAPS	1:33.856	53	1:05.617	1:24.848	37	35.209	1:21.044
53	57.337	1:24.590	68	11 LAPS	1:32.091	53	1:03.035	1:25.776	80	6 LAPS	1:31.868	53	1:07.834	1:25.148
68	11 LAPS	1:33.496				68	11 LAPS	1:33.230				80	6 LAPS	1:30.301
38	5 LAPS	1:27.346												

Car No 68 - Transponder did not work - Q.12.2.1.

Weather / Track : Bright / Dry

Donington Park National  
 Circuit Length = 1.9791 miles  
 Start: 16:59 End: 19:01

**The HP Tyres Trophy for Gentleman Drivers - Over 3 litre  
RACE 7 - LAP CHART**

Lap 86			Lap 87		
No	Behind	Laptime	No	Behind	Laptime
33		1:22.140	33		1:25.454
15	16.157	1:23.043	80	7 LAPS	1:31.251
68	12 LAPS	1:31.787	15	14.869	1:24.166
38	6 LAPS	1:27.168	17	4 LAPS	1:25.875
17	4 LAPS	1:23.758	38	6 LAPS	1:30.097
72	4 LAPS	1:25.705	68	12 LAPS	1:31.612
27	6 LAPS	1:28.066	72	4 LAPS	1:25.599
34	33.794	1:21.623	34	30.293	1:21.953
37	34.841	1:21.772	27	6 LAPS	1:28.652
53	1:10.625	1:24.931	37	34.826	1:25.439
			53	1:10.201	1:25.030

**Car No 68 - Transponder did not work - Q.12.2.1.**

**Weather / Track : Bright / Dry**

Donington Park National  
Circuit Length = 1.9791 miles  
Start: 16:59 End: 19:01

**Interseries Revival (CanAms & Protos 70's)**  
**QUALIFYING - RACE 3 - CLASSIFICATION**

POS	NO	CL	NAME	ENTRY	TIME	ON	LAPS	GAP	DIFF	MPH
1	28	De C:	<b>Rob HALL</b>	Matra MS670	<b>1:05.667</b>	8	12			108.49
2	26	De C:	<b>HALL/KOGAN</b>	Matra MS670	<b>1:06.814</b>	8	12	<b>1.147</b>	1.147	106.63
3	2	De C:	<b>Leo VOYAZIDES</b>	Lola T280	<b>1:06.932</b>	8	21	<b>1.265</b>	0.118	106.44
4	9	Invital	<b>Frank BRADLEY</b>	March 717	<b>1:07.336</b>	10	11	<b>1.669</b>	0.404	105.80
5	87	De C:	<b>MONTEVERDE/PEARSON</b>	Lola T292	<b>1:07.710</b>	12	16	<b>2.043</b>	0.374	105.22
6	30	De C:	<b>Mike WRIGLEY</b>	March 75s	<b>1:09.352</b>	8	14	<b>3.685</b>	1.642	102.73
7	14	Andru:	<b>Steve HODGES</b>	Chevron B31	<b>1:09.969</b>	7	12	<b>4.302</b>	0.617	101.82
8	35	Redm:	<b>Sandy WATSON</b>	Chevron B19	<b>1:11.551</b>	11	14	<b>5.884</b>	1.582	99.57
9	4	Invital	<b>Anthony TAYLOR</b>	McLaren M6B	<b>1:18.509</b>	9	13	<b>12.842</b>	6.958	90.74

**Car No 4 needs a working transponder - Q.12.2.1.**

**Weather / Track : Bright / Dry**  
**These results are provisional until the conclusion of any judicial and technical matters.**

Donington Park National  
 Circuit Length = 1.9791 miles  
 Start: 10:51 End: 11:28

Clerk of Course :		Timekeeper :
-------------------	--	--------------

# Interseries Revival (CanAms & Protos 70's)

## QUALIFYING - RACE 3 - LAP ANALYSIS

<b>2</b>	<b>Leo VOYAZIDES</b>		Cade Lola T280				
1 -	1:14.018	+ 7.086	10:56:27.576	12 -	1:07.188	+ 0.256	11:16:00.085
2 -	1:19.287	+ 12.355	10:57:46.863	13 -	1:07.719	+ 0.787	11:17:07.804
3 -	1:09.726	+ 2.794	10:58:56.589	14 -	1:07.667	+ 0.735	11:18:15.471
4 -	1:08.162	+ 1.230	11:00:04.751	15 -	1:07.987	+ 1.055	11:19:23.458
5 -	1:08.492	+ 1.560	11:01:13.243	16 -	1:08.361	+ 1.429	11:20:31.819
6 -	8:01.683	+ 6:54.751	11:09:14.926	17 -	1:07.928	+ 0.996	11:21:39.747
7 -	1:07.370	+ 0.438	11:10:22.296	18 -	1:08.399	+ 1.467	11:22:48.146
8 -	<b>1:06.932</b>		<b>11:11:29.228</b>	19 -	1:09.117	+ 2.185	11:23:57.263
9 -	1:07.269	+ 0.337	11:12:36.497	20 -	1:07.786	+ 0.854	11:25:05.049
10 -	1:08.645	+ 1.713	11:13:45.142	21 -	1:16.703 P	+ 9.771	11:26:21.752
11 -	1:07.755	+ 0.823	11:14:52.897				
<b>4</b>	<b>Anthony TAYLOR</b>		ivitatic McLaren M6B				
1 -	1:26.059	+ 7.550	10:55:11.789	8 -	1:19.255	+ 0.746	11:12:33.512
2 -	1:20.532	+ 2.023	10:56:32.321	9 -	<b>1:18.509</b>		<b>11:13:52.021</b>
3 -	1:21.059	+ 2.550	10:57:53.380	10 -	1:20.079	+ 1.570	11:15:12.100
4 -	1:22.634	+ 4.125	10:59:16.014	11 -	1:20.160	+ 1.651	11:16:32.260
5 -	1:24.133	+ 5.624	11:00:40.147	12 -	1:18.986	+ 0.477	11:17:51.246
6 -	9:15.034	+ 7:56.525	11:09:55.181	13 -	1:36.712 P	+ 18.203	11:19:27.958
7 -	1:19.076	+ 0.567	11:11:14.257				
<b>9</b>	<b>Frank BRADLEY</b>		ivitatic March 717				
1 -	1:23.628	+ 16.292	10:55:34.528	7 -	1:10.102	+ 2.766	11:10:30.189
2 -	1:17.315	+ 9.979	10:56:51.843	8 -	1:08.444	+ 1.108	11:11:38.633
3 -	1:15.361	+ 8.025	10:58:07.204	9 -	1:08.178	+ 0.842	11:12:46.811
4 -	1:14.860	+ 7.524	10:59:22.064	10 -	<b>1:07.336</b>		<b>11:13:54.147</b>
5 -	1:13.252	+ 5.916	11:00:35.316	11 -	1:11.086 P	+ 3.750	11:15:05.233
6 -	8:44.771	+ 7:37.435	11:09:20.087				
<b>14</b>	<b>Steve HODGES</b>		ndrue Chevron B31				
1 -	1:16.856	+ 6.887	10:54:41.293	7 -	<b>1:09.969</b>		<b>11:22:15.225</b>
2 -	1:33.788 P	+ 23.819	10:56:15.081	8 -	1:10.145	+ 0.176	11:23:25.370
3 -	13:18.826 P	+ 12:08.857	11:09:33.907	9 -	1:10.195	+ 0.226	11:24:35.565
4 -	9:09.835	+ 7:59.866	11:18:43.742	10 -	1:10.340	+ 0.371	11:25:45.905
5 -	1:11.443	+ 1.474	11:19:55.185	11 -	1:10.807	+ 0.838	11:26:56.712
6 -	1:10.071	+ 0.102	11:21:05.256	12 -	1:10.624	+ 0.655	11:28:07.336
<b>26</b>	<b>HALL/KOGAN</b>		Cade Matra MS670				
1 -	1:17.706	+ 10.892	10:59:17.854	7 -	1:07.489	+ 0.675	11:14:26.132
2 -	1:17.319	+ 10.505	11:00:35.173	8 -	<b>1:06.814</b>		<b>11:15:32.946</b>
3 -	9:17.094	+ 8:10.280	11:09:52.267	9 -	1:12.427 P	+ 5.613	11:16:45.373
4 -	1:10.634	+ 3.820	11:11:02.901	10 -	4:09.784	+ 3:02.970	11:20:55.157
5 -	1:08.135	+ 1.321	11:12:11.036	11 -	1:08.750	+ 1.936	11:22:03.907
6 -	1:07.607	+ 0.793	11:13:18.643	12 -	1:19.727 P	+ 12.913	11:23:23.634
<b>28</b>	<b>Rob HALL</b>		Cade Matra MS670				
1 -	1:18.529	+ 12.862	10:58:34.155	7 -	1:06.119	+ 0.452	11:13:00.196
2 -	1:10.260	+ 4.593	10:59:44.415	8 -	<b>1:05.667</b>		<b>11:14:05.863</b>
3 -	1:11.004	+ 5.337	11:00:55.419	9 -	1:06.249	+ 0.582	11:15:12.112
4 -	8:44.290	+ 7:38.623	11:09:39.709	10 -	1:05.882	+ 0.215	11:16:17.994
5 -	1:07.379	+ 1.712	11:10:47.088	11 -	1:06.555	+ 0.888	11:17:24.549
6 -	1:06.989	+ 1.322	11:11:54.077	12 -	1:12.283 P	+ 6.616	11:18:36.832
<b>30</b>	<b>Mike WRIGLEY</b>		Cade March 75s				
1 -	1:16.337	+ 6.985	10:54:34.632	8 -	<b>1:09.352</b>		<b>11:12:49.722</b>
2 -	1:14.720	+ 5.368	10:55:49.352	9 -	1:11.948 P	+ 2.596	11:14:01.670
3 -	1:12.980	+ 3.628	10:57:02.332	10 -	3:21.474	+ 2:12.122	11:17:23.144
4 -	1:15.072 P	+ 5.720	10:58:17.404	11 -	1:11.808	+ 2.456	11:18:34.952
5 -	11:01.438	+ 9:52.086	11:09:18.842	12 -	1:13.885	+ 4.533	11:19:48.837
6 -	1:11.165	+ 1.813	11:10:30.007	13 -	1:09.680	+ 0.328	11:20:58.517
7 -	1:10.363	+ 1.011	11:11:40.370	14 -	1:15.105 P	+ 5.753	11:22:13.622

Car No 4 needs a working transponders - Q.12.2.1.

Weather / Track : Bright / Dry

Donington Park National  
Circuit Length = 1.9791 miles  
Start: 10:51 End: 11:28

**Interseries Revival (CanAms & Protos 70's)**  
**QUALIFYING - RACE 3 - LAP ANALYSIS**

<b>35</b>		<b>Sandy WATSON</b>		edma Chevron B19				
1 -	1:18.845		+ 7.294	10:58:07.786	8 -	1:13.000	+ 1.449	11:16:44.551
2 -	1:14.381		+ 2.830	10:59:22.167	9 -	1:12.708	+ 1.157	11:17:57.259
3 -	1:13.985		+ 2.434	11:00:36.152	10 -	1:13.267	+ 1.716	11:19:10.526
4 -	11:17.895		+ 10:06.344	11:11:54.047	11 -	<b>1:11.551</b>		<b>11:20:22.077</b>
5 -	1:12.573		+ 1.022	11:13:06.620	12 -	1:11.756	+ 0.205	11:21:33.833
6 -	1:12.148		+ 0.597	11:14:18.768	13 -	1:12.741	+ 1.190	11:22:46.574
7 -	1:12.783		+ 1.232	11:15:31.551	14 -	1:22.074 P	+ 10.523	11:24:08.648
<b>87</b>		<b>MONTEVERDE/PEARSON</b>		Cade Lola T292				
1 -	1:13.553		+ 5.843	10:54:35.473	9 -	1:09.691	+ 1.981	11:12:48.943
2 -	1:10.785		+ 3.075	10:55:46.258	10 -	1:08.023	+ 0.313	11:13:56.966
3 -	1:09.392		+ 1.682	10:56:55.650	11 -	1:08.326	+ 0.616	11:15:05.292
4 -	1:14.132		+ 6.422	10:58:09.782	12 -	<b>1:07.710</b>		<b>11:16:13.002</b>
5 -	1:28.571 P		+ 20.861	10:59:38.353	13 -	1:08.148	+ 0.438	11:17:21.150
6 -	9:39.157		+ 8:31.447	11:09:17.510	14 -	1:08.629	+ 0.919	11:18:29.779
7 -	1:11.417		+ 3.707	11:10:28.927	15 -	1:08.507	+ 0.797	11:19:38.286
8 -	1:10.325		+ 2.615	11:11:39.252	16 -	1:22.415 P	+ 14.705	11:21:00.701


Car No 4 needs a working transponders - Q.12.2.1.

Weather / Track : Bright / Dry

Donington Park National  
 Circuit Length = 1.9791 miles  
 Start: 10:51 End: 11:28

# Interseries Revival (CanAms & Protos 70's) - Part 1

## RACE 3 - GRID

ROW 5	1:18.509 4 Anthony TAYLOR		
ROW 4	1:09.969 14 Steve HODGES	1:11.551 35 Sandy WATSON	
ROW 3	1:07.710 87 MONTEVERDE/PEARSON	1:09.352 30 Mike WRIGLEY	
ROW 2	1:06.932 2 Leo VOYAZIDES	1:07.336 9 Frank BRADLEY	
ROW 1	1:05.667 28 Rob HALL	1:06.814 26 HALL/KOGAN	
<b>Pole</b>			
			

Donington Park National  
Circuit Length = 1.9791 miles

**These results are provisional until the conclusion of any judicial and technical matters.**

Clerk of Course :

Timekeeper :

# BMTR Avon Trophy for Interseries Revival (CanAms & Protos 70's) - Part 1

## RACE 3 - CLASSIFICATION

POS	NO	CL	NAME	ENTRY	LAPS	TIME	GAP	DIFF	MPH	BEST	ON
1	28	De C:	<b>Rob HALL</b>	Matra MS670	23	25:58.014		105.17		1:06.677	9
2	9	Invital	<b>Frank BRADLEY</b>	March 717	23	26:06.573	<b>8.559</b>	8.559	104.60	1:06.605	15
3	26	De C:	<b>HALL/KOGAN</b>	Matra MS670	23	26:24.735	<b>26.721</b>	18.162	103.40	1:07.566	23
4	30	De C:	<b>Mike WRIGLEY</b>	March 75S	23	26:26.373	<b>28.359</b>	1.638	103.29	1:07.477	21
5	14	Andru	<b>Steve HODGES</b>	Chevron B31	23	27:04.048	<b>1:06.034</b>	37.675	100.90	1:09.647	16
6	4	Invital	<b>Anthony TAYLOR</b>	McLaren M6B	20	27:07.310	<b>3 laps</b>	3 laps	87.56	1:18.728	19
7	35	Redm:	<b>Sandy WATSON</b>	Chevron B19	17	26:43.277	<b>6 laps</b>	3 laps	75.54	1:10.090	12
NOT CLASSIFIED											
DNF	2	De C:	<b>Leo VOYAZIDES</b>	Lola T280	10	11:32.890	<b>13 laps</b>	7 laps	102.82	1:08.314	9
DNF	87	De C:	<b>MONTEVERDE/PEARSON</b>	Lola T292	10	11:33.022	<b>13 laps</b>	0.132	102.80	1:07.499	10
FASTEST LAP											
9	Invital	<b>Frank BRADLEY</b>	March 717	15	1:06.605	106.96 mph	172.14 kph				
28	De C:	<b>Rob HALL</b>	Matra MS670	9	1:06.677	106.85 mph	171.96 kph				
14	Andru	<b>Steve HODGES</b>	Chevron B31	16	1:09.647	102.29 mph	164.63 kph				
35	Redm:	<b>Sandy WATSON</b>	Chevron B19	12	1:10.090	101.64 mph	163.58 kph				

Weather / Track : Bright / Dry  
 These results are provisional until the conclusion of any judicial and technical matters.

Donington Park National  
 Circuit Length = 1.9791 miles  
 Start: 11:29 End: 11:57

Clerk of Course :	Timekeeper :
-------------------	--------------

# BMTR Avon Trophy for Interseries Revival (CanAms & Protos 70's) - Part 1

## RACE 3 - LAP CHART

Lap 1			Lap 2			Lap 3			Lap 4			Lap 5		
No	Behind	Laptime	No	Behind	Laptime	No	Behind	Laptime	No	Behind	Laptime	No	Behind	Laptime
28		1:11.659	28		1:08.441	28		1:07.671	28		1:08.218	28		1:08.003
9	2.154	1:13.813	9	2.482	1:08.769	9	2.769	1:07.958	9	2.778	1:08.227	9	1.611	1:06.836
2	2.804	1:14.463	2	3.463	1:09.100	2	4.252	1:08.460	2	4.803	1:08.769	2	5.943	1:09.143
87	4.248	1:15.907	26	5.701	1:09.571	26	6.440	1:08.410	26	6.979	1:08.757	26	7.510	1:08.534
26	4.571	1:16.230	87	6.715	1:10.908	87	7.588	1:08.544	87	7.817	1:08.447	87	7.701	1:07.887
14	4.640	1:16.299	30	7.260	1:10.783	30	8.165	1:08.576	30	8.485	1:08.538	30	8.712	1:08.230
30	4.918	1:16.577	14	7.874	1:11.675	14	10.037	1:09.834	14	11.493	1:09.674	14	13.893	1:10.403
35	5.399	1:17.058	35	8.710	1:11.752	35	15.209	1:14.170	4	50.556	1:21.657	4	1:03.935	1:21.382
4	11.134	1:22.793	4	23.810	1:21.117	4	37.117	1:20.978						

Weather / Track : Bright / Dry

Donington Park National  
Circuit Length = 1.9791 miles  
Start: 11:29 End: 11:57

# BMTR Avon Trophy for Interseries Revival (CanAms & Protos 70's) - Part 1

## RACE 3 - LAP CHART

Lap 6			Lap 7			Lap 8			Lap 9			Lap 10		
No	Behind	Laptime	No	Behind	Laptime	No	Behind	Laptime	No	Behind	Laptime	No	Behind	Laptime
28		1:06.914	28		1:06.870	28		1:07.058	28		1:06.677	28		1:07.795
9	1.310	1:06.613	9	1.638	1:07.198	9	2.463	1:07.883	9	3.983	1:08.197	35	6 LAPS	7:39.571
2	7.475	1:08.446	2	9.695	1:09.090	2	11.110	1:08.473	2	12.747	1:08.314	9	3.251	1:07.063
26	8.929	1:08.333	26	10.778	1:08.719	26	12.054	1:08.334	87	14.012	1:08.524	2	13.584	1:08.632
87	10.089	1:09.302	87	11.384	1:08.165	87	12.165	1:07.839	26	14.363	1:08.986	87	13.716	1:07.499
30	10.514	1:08.716	30	12.353	1:08.709	30	13.560	1:08.265	30	14.877	1:07.994	26	15.153	1:08.585
14	17.406	1:10.427	4	1 LAP	1:25.743	14	24.184	1:10.338	14	27.676	1:10.169	30	15.281	1:08.199
			14	20.904	1:10.368	4	1 LAP	1:21.404	4	1 LAP	1:20.452	14	29.881	1:10.000
												4	1 LAP	1:20.661

Weather / Track : Bright / Dry

Donington Park National  
 Circuit Length = 1.9791 miles  
 Start: 11:29 End: 11:57

# BMTR Avon Trophy for Interseries Revival (CanAms & Protos 70's) - Part 1

## RACE 3 - LAP CHART

Lap 11			Lap 12			Lap 13			Lap 14			Lap 15		
No	Behind	Laptime	No	Behind	Laptime	No	Behind	Laptime	No	Behind	Laptime	No	Behind	Laptime
28		1:07.036	28		1:07.810	28		1:07.392	28		1:07.247	28		1:07.307
9	3.318	1:07.103	9	3.841	1:08.333	9	3.244	1:06.795	9	2.729	1:06.732	9	2.027	1:06.605
35	6 LAPS	1:11.264	4	2 LAPS	1:23.000	35	6 LAPS	1:10.919	35	6 LAPS	1:10.407	35	6 LAPS	1:10.605
30	18.948	1:10.703	35	6 LAPS	1:10.686	4	2 LAPS	1:22.931	30	23.506	1:09.008	26	25.096	1:08.720
26	19.870	1:11.753	30	20.157	1:09.019	30	21.745	1:08.980	26	23.683	1:08.830	30	25.652	1:09.453
14	36.614	1:13.769	26	20.634	1:08.574	26	22.100	1:08.858	4	2 LAPS	1:21.417	14	48.047	1:10.656
			14	39.534	1:10.730	14	42.007	1:09.865	14	44.698	1:09.938	4	2 LAPS	1:20.801

Weather / Track : Bright / Dry

Donington Park National  
 Circuit Length = 1.9791 miles  
 Start: 11:29 End: 11:57

# BMTR Avon Trophy for Interseries Revival (CanAms & Protos 70's) - Part 1

## RACE 3 - LAP CHART

Lap 16			Lap 17			Lap 18			Lap 19			Lap 20		
No	Behind	Laptime	No	Behind	Laptime	No	Behind	Laptime	No	Behind	Laptime	No	Behind	Laptime
28		1:06.993	28		1:07.445	28		1:07.584	28		1:07.387	28		1:07.463
9	2.288	1:07.254	9	2.162	1:07.319	9	2.269	1:07.691	9	2.557	1:07.675	9	3.387	1:08.293
35	6 LAPS	1:10.447	26	27.084	1:08.555	4	3 LAPS	1:22.167	4	3 LAPS	1:20.124	26	28.870	1:07.937
26	25.974	1:07.871	30	28.154	1:08.507	26	27.138	1:07.638	26	28.396	1:08.645	30	30.010	1:07.968
30	27.092	1:08.433	35	6 LAPS	1:12.648	30	28.524	1:07.954	30	29.505	1:08.368	4	3 LAPS	1:21.188
14	50.701	1:09.647	14	53.086	1:09.830	35	6 LAPS	1:10.090	35	6 LAPS	1:10.375	35	6 LAPS	1:10.932
4	2 LAPS	1:20.325				14	56.331	1:10.829	14	59.178	1:10.234	14	1:01.629	1:09.914

Weather / Track : Bright / Dry

Donington Park National  
 Circuit Length = 1.9791 miles  
 Start: 11:29 End: 11:57

**BMTR Avon Trophy for Interseries Revival (CanAms & Protos 70's) - Part 1**  
**RACE 3 - LAP CHART**


Lap 21			Lap 22			Lap 23		
No	Behind	Laptime	No	Behind	Laptime	No	Behind	Laptime
28		1:07.429	28		1:08.629	28		1:08.986
9	5.222	1:09.264	9	6.913	1:10.320	9	8.559	1:10.632
26	29.025	1:07.584	26	28.141	1:07.745	26	26.721	1:07.566
30	30.058	1:07.477	30	29.140	1:07.711	30	28.359	1:08.205
35	6 LAPS	1:11.424	35	6 LAPS	1:10.685	35	6 LAPS	1:10.244
4	3 LAPS	1:20.231	4	3 LAPS	1:18.728	14	1:06.034	1:09.914
14	1:04.035	1:09.835	14	1:05.106	1:09.700	4	3 LAPS	1:20.211

Weather / Track : Bright / Dry

Donington Park National  
 Circuit Length = 1.9791 miles  
 Start: 11:29 End: 11:57

# BMTR Avon Trophy for Interseries Revival (CanAms & Protos 70's) - Part 2

## RACE 9 - GRID

ROW 5	87	MONTEVERDE/PEARSON		
ROW 4	35	Sandy WATSON	2	Leo VOYAZIDES
ROW 3	14	Steve HODGES	4	Anthony TAYLOR
ROW 2	26	HALL/KOGAN	30	Mike WRIGLEY
ROW 1	28	Rob HALL	9	Frank BRADLEY
<b>Pole</b>				
				

Donington Park National  
Circuit Length = 1.9791 miles

**These results are provisional until the conclusion of any judicial and technical matters.**

Clerk of Course :		Timekeeper :
-------------------	--	--------------

# BMTR Avon Trophy for Interseries Revival (CanAms & Protos 70's) - Part 2

## RACE 9 - CLASSIFICATION

POS	NO	CL	NAME	ENTRY	LAPS	TIME	GAP	DIFF	MPH	BEST	ON
1	28	De C:	<b>Rob HALL</b>	Matra MS670	23	26:03.454			104.81	1:06.188	19
2	30	De C:	<b>Mike WRIGLEY</b>	March 75S	23	26:06.507	3.053	3.053	104.60	1:07.042	12
3	26	De C:	<b>HALL/KOGAN</b>	Matra MS670	23	26:07.091	3.637	0.584	104.56	1:06.989	11
4	2	De C:	<b>Leo VOYAZIDES</b>	Lola T280	23	26:26.546	23.092	19.455	103.28	1:07.518	9
5	14	Andru	<b>Steve HODGES</b>	Chevron B31	23	26:57.183	53.729	30.637	101.32	1:09.113	12
6	35	Redm:	<b>Sandy WATSON</b>	Chevron B19	23	27:00.460	57.006	3.277	101.12	1:09.024	10
7	4	Invital	<b>Anthony TAYLOR</b>	McLaren M6B	19	26:26.232	4 laps	4 laps	85.33	1:19.435	2

NOT CLASSIFIED

DNF	9	Invital	<b>Frank BRADLEY</b>	March 717	4	4:39.647	19 laps	15 laps	101.90	1:07.802	3
-----	---	---------	----------------------	-----------	---	----------	---------	---------	--------	----------	---

FASTEST LAP

28	De C:	<b>Rob HALL</b>	Matra MS670	19	1:06.188	107.64 mph	173.23 kph
9	Invital	<b>Frank BRADLEY</b>	March 717	3	1:07.802	105.08 mph	169.11 kph
35	Redm:	<b>Sandy WATSON</b>	Chevron B19	10	1:09.024	103.21 mph	166.11 kph
14	Andru	<b>Steve HODGES</b>	Chevron B31	12	1:09.113	103.08 mph	165.90 kph

Weather / Track : Bright / Dry

These results are provisional until the conclusion of any judicial and technical matters.

Donington Park National  
Circuit Length = 1.9791 miles  
Start: 10:30 End: 10:57

Clerk of Course :

Timekeeper :

# BMTR Avon Trophy for Interseries Revival (CanAms & Protos 70's) - Part 2

## RACE 9 - LAP CHART

Lap 1			Lap 2			Lap 3			Lap 4			Lap 5		
No	Behind	Laptime	No	Behind	Laptime	No	Behind	Laptime	No	Behind	Laptime	No	Behind	Laptime
28		1:12.307	28		1:07.369	28		1:06.517	28		1:06.864	28		1:07.298
9	0.816	1:13.123	9	2.154	1:08.707	9	3.439	1:07.802	30	5.039	1:08.020	30	5.243	1:07.502
26	1.678	1:13.985	30	2.810	1:08.289	30	3.883	1:07.590	9	6.590	1:10.015 P	26	8.218	1:08.151
30	1.890	1:14.197	26	4.507	1:10.198	26	6.372	1:08.382	26	7.365	1:07.857	2	9.345	1:08.308
2	3.274	1:15.581	2	5.335	1:09.430	2	7.372	1:08.554	2	8.335	1:07.827	35	17.117	1:10.480
14	3.605	1:15.912	14	6.629	1:10.393	14	10.362	1:10.250	14	13.056	1:09.558	14	17.334	1:11.576
35	4.036	1:16.343	35	7.385	1:10.718	35	10.997	1:10.129	35	13.935	1:09.802	4	1:02.548	1:21.394
4	9.284	1:21.591	4	21.350	1:19.435	4	34.292	1:19.459	4	48.452	1:21.024			

Weather / Track : Bright / Dry

Donington Park National  
 Circuit Length = 1.9791 miles  
 Start: 10:30 End: 10:57

# BMTR Avon Trophy for Interseries Revival (CanAms & Protos 70's) - Part 2

## RACE 9 - LAP CHART

Lap 6			Lap 7			Lap 8			Lap 9			Lap 10		
No	Behind	Laptime	No	Behind	Laptime	No	Behind	Laptime	No	Behind	Laptime	No	Behind	Laptime
28		1:07.956	28		1:08.939	28		1:07.541	28		1:08.340	28		1:08.405
30	5.507	1:08.220	30	4.569	1:08.001	30	6.005	1:08.977	30	6.547	1:08.882	30	5.646	1:07.504
26	8.568	1:08.306	26	7.717	1:08.088	26	8.470	1:08.294	26	7.699	1:07.569	26	7.252	1:07.958
2	9.269	1:07.880	2	8.352	1:08.022	2	9.417	1:08.606	2	8.595	1:07.518	2	8.208	1:08.018
14	19.201	1:09.823	4	1 LAP	1:26.847	14	24.342	1:10.749	14	25.211	1:09.209	14	26.045	1:09.239
35	19.839	1:10.678	14	21.134	1:10.872	35	25.237	1:10.837	35	26.415	1:09.518	35	27.034	1:09.024
			35	21.941	1:11.041	4	1 LAP	1:23.295	4	1 LAP	1:21.651	4	1 LAP	1:21.914

Weather / Track : Bright / Dry

Donington Park National  
Circuit Length = 1.9791 miles  
Start: 10:30 End: 10:57

# BMTR Avon Trophy for Interseries Revival (CanAms & Protos 70's) - Part 2

## RACE 9 - LAP CHART

Lap 11			Lap 12			Lap 13			Lap 14			Lap 15		
No	Behind	Laptime	No	Behind	Laptime	No	Behind	Laptime	No	Behind	Laptime	No	Behind	Laptime
28		1:07.825	28		1:08.388	28		1:08.080	28		1:06.335	28		1:07.078
30	5.409	1:07.588	4	2 LAPS	1:23.165	30	4.139	1:08.156	30	5.289	1:07.485	30	6.318	1:08.107
26	6.416	1:06.989	30	4.063	1:07.042	26	6.114	1:08.418	26	7.559	1:07.780	26	8.081	1:07.600
2	8.094	1:07.711	26	5.776	1:07.748	2	9.861	1:09.525	2	11.960	1:08.434	2	13.749	1:08.867
14	27.551	1:09.331	2	8.416	1:08.710	4	2 LAPS	1:27.000	14	33.103	1:09.257	35	37.830	1:10.752
35	28.358	1:09.149	14	28.276	1:09.113	14	30.181	1:09.985	35	34.156	1:10.040	14	38.024	1:11.999
			35	29.203	1:09.233	35	30.451	1:09.328	4	2 LAPS	1:23.913	4	2 LAPS	1:23.189

Weather / Track : Bright / Dry

Donington Park National  
 Circuit Length = 1.9791 miles  
 Start: 10:30 End: 10:57

# BMTR Avon Trophy for Interseries Revival (CanAms & Protos 70's) - Part 2

## RACE 9 - LAP CHART

Lap 16			Lap 17			Lap 18			Lap 19			Lap 20		
No	Behind	Laptime	No	Behind	Laptime	No	Behind	Laptime	No	Behind	Laptime	No	Behind	Laptime
28		1:08.221	28		1:08.795	28		1:06.752	28		1:06.188	28		1:07.378
30	5.683	1:07.586	4	3 LAPS	1:26.002	30	5.009	1:07.579	30	6.629	1:07.808	30	6.353	1:07.102
26	7.210	1:07.350	30	4.182	1:07.294	26	6.650	1:07.582	26	7.535	1:07.073	26	7.441	1:07.284
2	14.419	1:08.891	26	5.820	1:07.405	2	17.541	1:09.703	2	20.095	1:08.742	2	21.633	1:08.916
14	39.437	1:09.634	2	14.590	1:08.966	4	3 LAPS	1:27.322	4	3 LAPS	1:22.308	14	51.320	1:09.935
35	40.086	1:10.477	14	40.448	1:09.806	35	44.898	1:10.834	14	48.763	1:09.534	35	52.304	1:10.196
			35	40.816	1:09.525	14	45.417	1:11.721	35	49.486	1:10.776	4	3 LAPS	1:24.095

Weather / Track : Bright / Dry

Donington Park National  
 Circuit Length = 1.9791 miles  
 Start: 10:30 End: 10:57

# BMTR Avon Trophy for Interseries Revival (CanAms & Protos 70's) - Part 2

## RACE 9 - LAP CHART

Lap 21			Lap 22			Lap 23		
No	Behind	Laptime	No	Behind	Laptime	No	Behind	Laptime
28		1:09.391	28		1:10.143	28		1:07.344
30	6.173	1:09.211	4	4 LAPS	1:25.539	30	3.053	1:07.299
26	6.606	1:08.556	30	3.098	1:07.068	26	3.637	1:07.252
2	21.734	1:09.492	26	3.729	1:07.266	4	4 LAPS	1:27.089
14	51.387	1:09.458	2	21.118	1:09.527	2	23.092	1:09.318
35	52.769	1:09.856	14	50.824	1:09.580	14	53.729	1:10.249
			35	53.461	1:10.835	35	57.006	1:10.889

Weather / Track : Bright / Dry

Donington Park National  
Circuit Length = 1.9791 miles  
Start: 10:30 End: 10:57

# Oldies but Goldies with Under 2-litre Pre-66 Touring

## QUALIFYING - RACE 4 - CLASSIFICATION

POS	NO	CL	NAME	ENTRY	TIME	ON	LAPS	GAP	DIFF	MPH
1	47	THHS	Leo VOYAZIDES	Ford Lotus Cortina	1:27.121	7	16			81.77
2	71	THHS	WILLS/RADISICH	Ford Lotus Cortina Mk 1	1:27.521	3	18	0.400	0.400	81.40
3	6	THHS	Henry MANN	Ford Lotus Cortina Mk 1	1:27.579	16	18	0.458	0.058	81.35
4	5	THS	Charlie KEMP	Ford Lotus Cortina Mk1	1:27.916	7	10	0.795	0.337	81.03
5	118	THHS	Sean McINERNEY	BMW 1800 Ti	1:28.476	18	18	1.355	0.560	80.52
6	50	THD	TARRY/YOULES	Morris Cooper S	1:28.677	14	18	1.556	0.201	80.34
7	82	THHS	Paul POCHCIOL	Ford Lotus Cortina Mk 1	1:29.367	14	18	2.246	0.690	79.72
8	27	THD	Philip BURGESS	Austin Mini Cooper S	1:29.639	7	8	2.518	0.272	79.48
9	26	THD	MAYDON/WILLIAMS	Austin Mini Cooper S	1:29.661	10	11	2.540	0.022	79.46
10	67	THD	DEVEREUX/IVEY	Austin Mini Cooper S	1:29.882	17	18	2.761	0.221	79.26
11	72	THD	Andy HARRISON	Austin Mini Cooper S	1:30.166	18	18	3.045	0.284	79.01
12	68	THHS	STEELE/BUXTON	Ford Lotus Cortina Mk 1	1:30.309	4	18	3.188	0.143	78.89
13	75	THHS	Richard BATEMAN	Ford Lotus Cortina Mk 1	1:31.035	15	16	3.914	0.726	78.26
14	69	THD	WILLS/SCHRYVER	Austin Mini Cooper S	1:31.410	3	10	4.289	0.375	77.94
15	30	OBG	Matthew MOORE	Austin A40	1:31.518	13	17	4.397	0.108	77.84
16	17	THD	TWYMAN/COTTINGHAM	Austin Mini Cooper S	1:32.074	1	7	4.953	0.556	77.37
17	169	OBG	Peter BURTON	Jaguar Mk1	1:34.176	9	10	7.055	2.102	75.65
18	4	THD	Tim STANBRIDGE	Morris Mini Cooper S	1:35.248	3	13	8.127	1.072	74.80
19	58	THD	EARNSHAW M/EARNSHAW R	Austin Mini Cooper S	1:36.948	3	3	9.827	1.700	73.48
20	57	THD	William WARD	Austin Mini Cooper S	1:38.080	16	16	10.959	1.132	72.64
21	76	OBG	Andrew DAVENALL	Austin A105	1:42.380	3	3	15.259	4.300	69.59

Car No 4 needs a working transponder - Q.12.2.1.

Car No 75 - Race 1 completed 6 + laps

Weather / Track : Bright / Dry

These results are provisional until the conclusion of any judicial and technical matters.

Donington Park National  
Circuit Length = 1.9791 miles  
Start: 11:32 End: 12:11

Clerk of Course :		Timekeeper :
-------------------	--	--------------

## Oldies but Goldies with Under 2-litre Pre-66 Touring

### QUALIFYING - RACE 4 - LAP ANALYSIS

<b>4</b>	<b>Tim STANBRIDGE</b>		THD Morris Mini Cooper S				
1 -	1:41.656	+ 6.408	11:36:02.941	8 -	1:36.422	+ 1.174	11:56:51.899
2 -	1:39.843	+ 4.595	11:37:42.784	9 -	1:36.409	+ 1.161	11:58:28.308
3 -	<b>1:35.248</b>		<b>11:39:18.032</b>	10 -	1:37.114	+ 1.866	12:00:05.422
4 -	1:58.909	+ 23.661	11:41:16.941	11 -	1:38.961	+ 3.713	12:01:44.383
5 -	10:44.059	+ 9:08.811	11:52:01.000	12 -	1:36.903	+ 1.655	12:03:21.286
6 -	1:36.712	+ 1.464	11:53:37.712	13 -	1:49.579 P	+ 14.331	12:05:10.865
7 -	1:37.765	+ 2.517	11:55:15.477				
<b>5</b>	<b>Charlie KEMP</b>		THS Ford Lotus Cortina Mk1				
1 -	1:31.269	+ 3.353	11:35:55.809	6 -	1:29.776	+ 1.860	11:52:47.663
2 -	1:31.372	+ 3.456	11:37:27.181	7 -	<b>1:27.916</b>		<b>11:54:15.579</b>
3 -	1:31.070	+ 3.154	11:38:58.251	8 -	1:28.346	+ 0.430	11:55:43.925
4 -	1:29.941	+ 2.025	11:40:28.192	9 -	1:30.006	+ 2.090	11:57:13.931
5 -	10:49.695	+ 9:21.779	11:51:17.887	10 -	1:51.686 P	+ 23.770	11:59:05.617
<b>6</b>	<b>Henry MANN</b>		THHS Ford Lotus Cortina Mk 1				
1 -	1:33.368	+ 5.789	11:35:40.529	10 -	1:28.791	+ 1.212	11:58:47.643
2 -	1:30.964	+ 3.385	11:37:11.493	11 -	1:28.581	+ 1.002	12:00:16.224
3 -	1:30.097	+ 2.518	11:38:41.590	12 -	1:29.101	+ 1.522	12:01:45.325
4 -	1:34.265 P	+ 6.686	11:40:15.855	13 -	1:28.224	+ 0.645	12:03:13.549
5 -	11:04.937	+ 9:37.358	11:51:20.792	14 -	1:28.127	+ 0.548	12:04:41.676
6 -	1:30.582	+ 3.003	11:52:51.374	15 -	1:28.482	+ 0.903	12:06:10.158
7 -	1:29.982	+ 2.403	11:54:21.356	16 -	<b>1:27.579</b>		<b>12:07:37.737</b>
8 -	1:28.954	+ 1.375	11:55:50.310	17 -	1:28.131	+ 0.552	12:09:05.868
9 -	1:28.542	+ 0.963	11:57:18.852	18 -	1:27.951	+ 0.372	12:10:33.819
<b>17</b>	<b>TWYMAN/COTTINGHAM</b>		THD Austin Mini Cooper S				
1 -	<b>1:32.074</b>		<b>11:35:48.938</b>	5 -	11:24.452	+ 9:52.378	11:51:57.460
2 -	1:33.630	+ 1.556	11:37:22.568	6 -	1:32.280	+ 0.206	11:53:29.740
3 -	1:37.007	+ 4.933	11:38:59.575	7 -	1:34.598 P	+ 2.524	11:55:04.338
4 -	1:33.433	+ 1.359	11:40:33.008				
<b>26</b>	<b>MAYDON/WILLIAMS</b>		THD Austin Mini Cooper S				
1 -	1:33.763	+ 4.102	11:35:42.383	7 -	1:29.683	+ 0.022	11:54:23.870
2 -	1:32.362	+ 2.701	11:37:14.745	8 -	1:30.045	+ 0.384	11:55:53.915
3 -	1:31.325	+ 1.664	11:38:46.070	9 -	1:29.772	+ 0.111	11:57:23.687
4 -	1:31.747	+ 2.086	11:40:17.817	10 -	<b>1:29.661</b>		<b>11:58:53.348</b>
5 -	11:06.072	+ 9:36.411	11:51:23.889	11 -	1:34.906 P	+ 5.245	12:00:28.254
6 -	1:30.298	+ 0.637	11:52:54.187				
<b>27</b>	<b>Philip BURGESS</b>		THD Austin Mini Cooper S				
1 -	1:36.445	+ 6.806	11:35:41.575	5 -	16:17.682	+ 14:48.043	11:56:58.715
2 -	1:58.968	+ 29.329	11:37:40.543	6 -	1:30.475	+ 0.836	11:58:29.190
3 -	1:30.608	+ 0.969	11:39:11.151	7 -	<b>1:29.639</b>		<b>11:59:58.829</b>
4 -	1:29.882	+ 0.243	11:40:41.033	8 -	1:55.530 P	+ 25.891	12:01:54.359
<b>30</b>	<b>Matthew MOORE</b>		OBGS Austin A40				
1 -	1:36.175	+ 4.657	11:35:29.592	10 -	1:32.946	+ 1.428	11:59:30.112
2 -	1:34.338	+ 2.820	11:37:03.930	11 -	1:32.678	+ 1.160	12:01:02.790
3 -	1:33.988	+ 2.470	11:38:37.918	12 -	1:31.600	+ 0.082	12:02:34.390
4 -	1:33.981	+ 2.463	11:40:11.899	13 -	<b>1:31.518</b>		<b>12:04:05.908</b>
5 -	11:36.532	+ 10:05.014	11:51:48.431	14 -	1:32.569	+ 1.051	12:05:38.477
6 -	1:31.796	+ 0.278	11:53:20.227	15 -	1:32.813	+ 1.295	12:07:11.290
7 -	1:31.705	+ 0.187	11:54:51.932	16 -	1:32.685	+ 1.167	12:08:43.975
8 -	1:33.175	+ 1.657	11:56:25.107	17 -	1:32.671	+ 1.153	12:10:16.646
9 -	1:32.059	+ 0.541	11:57:57.166				
<b>47</b>	<b>Leo VOYAZIDES</b>		THHS Ford Lotus Cortina				
1 -	1:30.318	+ 3.197	11:35:46.296	9 -	1:27.510	+ 0.389	11:57:09.106
2 -	1:29.197	+ 2.076	11:37:15.493	10 -	1:28.845	+ 1.724	11:58:37.951
3 -	1:28.640	+ 1.519	11:38:44.133	11 -	1:27.301	+ 0.180	12:00:05.252

Car No 4 needs a working transponder - Q.12.2.1.

Car No 75 - Race 1 completed 6 + laps

Weather / Track : Bright / Dry

Donington Park National

Circuit Length = 1.9791 miles

Start: 11:32 End: 12:11

## Oldies but Goldies with Under 2-litre Pre-66 Touring

### QUALIFYING - RACE 4 - LAP ANALYSIS

4 -	1:29.343	+ 2.222	11:40:13.476	12 -	1:31.554 P	+ 4.433	12:01:36.806	
5 -	11:05.990	+ 9:38.869	11:51:19.466	13 -	5:07.915	+ 3:40.794	12:06:44.721	
6 -	1:27.685	+ 0.564	11:52:47.151	14 -	1:34.289	+ 7.168	12:08:19.010	
7 -	<b>1:27.121</b>		<b>11:54:14.272</b>	15 -	1:30.815	+ 3.694	12:09:49.825	
8 -	1:27.324	+ 0.203	11:55:41.596	16 -	1:27.625	+ 0.504	12:11:17.450	
<b>50</b>	<b>TARRY/YOULES</b>		THD Morris Cooper S					
1 -	1:33.133	+ 4.456	11:35:59.373	10 -	1:31.225	+ 2.548	11:59:16.517	
2 -	1:32.164	+ 3.487	11:37:31.537	11 -	1:29.747	+ 1.070	12:00:46.264	
3 -	1:31.692	+ 3.015	11:39:03.229	12 -	1:28.984	+ 0.307	12:02:15.248	
4 -	1:31.157	+ 2.480	11:40:34.386	13 -	1:28.722	+ 0.045	12:03:43.970	
5 -	11:09.044	+ 9:40.367	11:51:43.430	14 -	<b>1:28.677</b>		<b>12:05:12.647</b>	
6 -	1:30.911	+ 2.234	11:53:14.341	15 -	1:29.755	+ 1.078	12:06:42.402	
7 -	1:31.403	+ 2.726	11:54:45.744	16 -	1:29.487	+ 0.810	12:08:11.889	
8 -	1:29.308	+ 0.631	11:56:15.052	17 -	1:29.238	+ 0.561	12:09:41.127	
9 -	1:30.240	+ 1.563	11:57:45.292	18 -	1:36.833 P	+ 8.156	12:11:17.960	
<b>57</b>	<b>William WARD</b>		THD Austin Mini Cooper S					
1 -	1:47.244	+ 9.164	11:36:00.700	9 -	1:42.351	+ 4.271	11:58:49.583	
2 -	1:45.207	+ 7.127	11:37:45.907	10 -	1:40.537	+ 2.457	12:00:30.120	
3 -	1:42.471	+ 4.391	11:39:28.378	11 -	1:39.588	+ 1.508	12:02:09.708	
4 -	1:44.197	+ 6.117	11:41:12.575	12 -	1:38.503	+ 0.423	12:03:48.211	
5 -	10:49.692	+ 9:11.612	11:52:02.267	13 -	1:38.160	+ 0.080	12:05:26.371	
6 -	1:42.084	+ 4.004	11:53:44.351	14 -	1:38.785	+ 0.705	12:07:05.156	
7 -	1:41.833	+ 3.753	11:55:26.184	15 -	1:38.315	+ 0.235	12:08:43.471	
8 -	1:41.048	+ 2.968	11:57:07.232	16 -	<b>1:38.080</b>		<b>12:10:21.551</b>	
<b>58</b>	<b>EARNSHAW M/EARNSHAW R</b>		THD Austin Mini Cooper S					
1 -	1:38.030	+ 1.082	11:35:43.310	3 -	<b>1:36.948</b>		<b>11:38:58.839</b>	
2 -	1:38.581	+ 1.633	11:37:21.891					
<b>67</b>	<b>DEVEREUX/IVEY</b>		THD Austin Mini Cooper S					
1 -	1:34.806	+ 4.924	11:35:48.341	10 -	1:34.511	+ 4.629	11:59:19.399	
2 -	1:34.009	+ 4.127	11:37:22.350	11 -	1:30.621	+ 0.739	12:00:50.020	
3 -	1:36.126	+ 6.244	11:38:58.476	12 -	1:30.109	+ 0.227	12:02:20.129	
4 -	1:31.540	+ 1.658	11:40:30.016	13 -	1:30.294	+ 0.412	12:03:50.423	
5 -	11:05.255	+ 9:35.373	11:51:35.271	14 -	1:30.667	+ 0.785	12:05:21.090	
6 -	1:35.241	+ 5.359	11:53:10.512	15 -	1:30.625	+ 0.743	12:06:51.715	
7 -	1:32.122	+ 2.240	11:54:42.634	16 -	1:30.677	+ 0.795	12:08:22.392	
8 -	1:31.198	+ 1.316	11:56:13.832	17 -	<b>1:29.882</b>		<b>12:09:52.274</b>	
9 -	1:31.056	+ 1.174	11:57:44.888	18 -	1:30.304	+ 0.422	12:11:22.578	
<b>68</b>	<b>STEELE/BUXTON</b>		THHS Ford Lotus Cortina Mk 1					
1 -	1:30.942	+ 0.633	11:35:28.855	10 -	1:36.972	+ 6.663	11:58:37.959	
2 -	1:30.625	+ 0.316	11:36:59.480	11 -	1:37.400	+ 7.091	12:00:15.359	
3 -	1:30.591	+ 0.282	11:38:30.071	12 -	1:38.434	+ 8.125	12:01:53.793	
4 -	<b>1:30.309</b>		<b>11:40:00.380</b>	13 -	1:38.159	+ 7.850	12:03:31.952	
5 -	1:31.594 P	+ 1.285	11:41:31.974	14 -	1:37.987	+ 7.678	12:05:09.939	
6 -	10:29.066	+ 8:58.757	11:52:01.040	15 -	1:39.287	+ 8.978	12:06:49.226	
7 -	1:42.472	+ 12.163	11:53:43.512	16 -	1:37.210	+ 6.901	12:08:26.436	
8 -	1:39.092	+ 8.783	11:55:22.604	17 -	1:37.063	+ 6.754	12:10:03.499	
9 -	1:38.383	+ 8.074	11:57:00.987	18 -	1:36.977	+ 6.668	12:11:40.476	
<b>69</b>	<b>WILLS/SCHRYVER</b>		THD Austin Mini Cooper S					
1 -	1:35.188	+ 3.778	11:35:54.105	6 -	1:32.150	+ 0.740	11:53:30.200	
2 -	1:33.778	+ 2.368	11:37:27.883	7 -	1:32.555	+ 1.145	11:55:02.755	
3 -	<b>1:31.410</b>		<b>11:38:59.293</b>	8 -	1:32.194	+ 0.784	11:56:34.949	
4 -	1:33.702	+ 2.292	11:40:32.995	9 -	1:32.123	+ 0.713	11:58:07.072	
5 -	11:25.055	+ 9:53.645	11:51:58.050	10 -	1:41.870 P	+ 10.460	11:59:48.942	
<b>71</b>	<b>WILLS/RADISICH</b>		THHS Ford Lotus Cortina Mk 1					
1 -	1:29.058	+ 1.537	11:35:50.025	10 -	1:28.667	+ 1.146	11:58:52.619	
2 -	1:29.918	+ 2.397	11:37:19.943	11 -	1:36.605 P	+ 9.084	12:00:29.224	

Car No 4 needs a working transponder - Q.12.2.1.

Car No 75 - Race 1 completed 6 + laps

Weather / Track : Bright / Dry

Donington Park National

Circuit Length = 1.9791 miles

Start: 11:32 End: 12:11

# Oldies but Goldies with Under 2-litre Pre-66 Touring

## QUALIFYING - RACE 4 - LAP ANALYSIS

3 -	1:27.521		11:38:47.464	12 -	2:09.785	+ 42.264	12:02:39.009
4 -	1:29.909 P	+ 2.388	11:40:17.373	13 -	1:28.055	+ 0.534	12:04:07.064
5 -	11:11.238	+ 9:43.717	11:51:28.611	14 -	1:29.901	+ 2.380	12:05:36.965
6 -	1:29.021	+ 1.500	11:52:57.632	15 -	1:28.360	+ 0.839	12:07:05.325
7 -	1:28.975	+ 1.454	11:54:26.607	16 -	1:27.726	+ 0.205	12:08:33.051
8 -	1:28.938	+ 1.417	11:55:55.545	17 -	1:37.432	+ 9.911	12:10:10.483
9 -	1:28.407	+ 0.886	11:57:23.952	18 -	1:28.058	+ 0.537	12:11:38.541
<b>72</b>	<b>Andy HARRISON</b> THD Austin Mini Cooper S						
1 -	1:37.981	+ 7.815	11:36:01.702	10 -	1:31.196	+ 1.030	11:59:10.060
2 -	1:35.055	+ 4.889	11:37:36.757	11 -	1:30.965	+ 0.799	12:00:41.025
3 -	1:33.987	+ 3.821	11:39:10.744	12 -	1:30.735	+ 0.569	12:02:11.760
4 -	1:32.490	+ 2.324	11:40:43.234	13 -	1:31.829	+ 1.663	12:03:43.589
5 -	10:49.501	+ 9:19.335	11:51:32.735	14 -	1:32.148	+ 1.982	12:05:15.737
6 -	1:31.636	+ 1.470	11:53:04.371	15 -	1:33.633	+ 3.467	12:06:49.370
7 -	1:31.129	+ 0.963	11:54:35.500	16 -	1:31.391	+ 1.225	12:08:20.761
8 -	1:31.719	+ 1.553	11:56:07.219	17 -	1:30.420	+ 0.254	12:09:51.181
9 -	1:31.645	+ 1.479	11:57:38.864	18 -	<b>1:30.166</b>		<b>12:11:21.347</b>
<b>75</b>	<b>Richard BATEMAN</b> THHS Ford Lotus Cortina Mk 1						
1 -	1:44.882	+ 13.847	11:36:08.517	9 -	1:36.064	+ 5.029	11:58:09.209
2 -	1:37.945	+ 6.910	11:37:46.462	10 -	1:33.002	+ 1.967	11:59:42.211
3 -	1:36.313	+ 5.278	11:39:22.775	11 -	1:32.094	+ 1.059	12:01:14.305
4 -	1:38.574	+ 7.539	11:41:01.349	12 -	1:31.709	+ 0.674	12:02:46.014
5 -	10:50.295	+ 9:19.260	11:51:51.644	13 -	1:32.011	+ 0.976	12:04:18.025
6 -	1:34.144	+ 3.109	11:53:25.788	14 -	1:32.662	+ 1.627	12:05:50.687
7 -	1:33.110	+ 2.075	11:54:58.898	15 -	<b>1:31.035</b>		<b>12:07:21.722</b>
8 -	1:34.247	+ 3.212	11:56:33.145	16 -	1:48.897 P	+ 17.862	12:09:10.619
<b>76</b>	<b>Andrew DAVENALL</b> OBGB Austin A105						
1 -	1:55.800	+ 13.420	11:36:37.881	3 -	<b>1:42.380</b>		<b>11:40:04.300</b>
2 -	1:44.039	+ 1.659	11:38:21.920				
<b>82</b>	<b>Paul POCHCIOL</b> THHS Ford Lotus Cortina Mk 1						
1 -	1:39.850	+ 10.483	11:35:38.535	10 -	1:31.174	+ 1.807	11:59:30.492
2 -	1:33.445	+ 4.078	11:37:11.980	11 -	1:29.813	+ 0.446	12:01:00.305
3 -	1:32.171 P	+ 2.804	11:38:44.151	12 -	1:30.035	+ 0.668	12:02:30.340
4 -	2:41.384	+ 1:12.017	11:41:25.535	13 -	1:30.968	+ 1.601	12:04:01.308
5 -	10:30.833	+ 9:01.466	11:51:56.368	14 -	<b>1:29.367</b>		<b>12:05:30.675</b>
6 -	1:31.439	+ 2.072	11:53:27.807	15 -	1:30.176	+ 0.809	12:07:00.851
7 -	1:31.065	+ 1.698	11:54:58.872	16 -	1:30.706	+ 1.339	12:08:31.557
8 -	1:30.766	+ 1.399	11:56:29.638	17 -	1:31.956	+ 2.589	12:10:03.513
9 -	1:29.680	+ 0.313	11:57:59.318	18 -	1:33.155	+ 3.788	12:11:36.668
<b>118</b>	<b>Sean McINERNEY</b> THHS BMW 1800 Ti						
1 -	1:31.362	+ 2.886	11:36:03.791	10 -	1:28.670	+ 0.194	11:59:31.461
2 -	1:29.971	+ 1.495	11:37:33.762	11 -	1:31.228	+ 2.752	12:01:02.689
3 -	1:28.838	+ 0.362	11:39:02.600	12 -	1:30.584	+ 2.108	12:02:33.273
4 -	1:30.550	+ 2.074	11:40:33.150	13 -	1:29.576	+ 1.100	12:04:02.849
5 -	11:26.133	+ 9:57.657	11:51:59.283	14 -	1:29.788	+ 1.312	12:05:32.637
6 -	1:30.952	+ 2.476	11:53:30.235	15 -	1:29.176	+ 0.700	12:07:01.813
7 -	1:33.137	+ 4.661	11:55:03.372	16 -	1:29.732	+ 1.256	12:08:31.545
8 -	1:30.091	+ 1.615	11:56:33.463	17 -	1:29.170	+ 0.694	12:10:00.715
9 -	1:29.328	+ 0.852	11:58:02.791	18 -	<b>1:28.476</b>		<b>12:11:29.191</b>
<b>169</b>	<b>Peter BURTON</b> OBGA Jaguar Mk1						
1 -	1:40.588	+ 6.412	11:35:38.507	6 -	1:35.008	+ 0.832	11:53:12.450
2 -	1:39.435	+ 5.259	11:37:17.942	7 -	1:35.719	+ 1.543	11:54:48.169
3 -	1:40.257	+ 6.081	11:38:58.199	8 -	1:34.434	+ 0.258	11:56:22.603
4 -	1:39.490	+ 5.314	11:40:37.689	9 -	<b>1:34.176</b>		<b>11:57:56.779</b>
5 -	10:59.753	+ 9:25.577	11:51:37.442	10 -	1:46.330 P	+ 12.154	11:59:43.109

Car No 4 needs a working transponder - Q.12.2.1.


Car No 75 - Race 1 completed 6 + laps

Weather / Track : Bright / Dry

Donington Park National  
Circuit Length = 1.9791 miles  
Start: 11:32 End: 12:11

# Oldies but Goldies with Under 2-litre Pre-66 Touring

## RACE 4 - GRID

ROW 11	1:42.380 76 Andrew DAVENALL	
ROW 10	1:36.948 58 EARNSHAW M/EARNSHAW R	1:38.080 57 William WARD
ROW 9	1:34.176 169 Peter BURTON	1:35.248 4 Tim STANBRIDGE
ROW 8	1:31.518 30 Matthew MOORE	1:32.074 17 TWYMAN/COTTINGHAM
ROW 7	1:31.035 75 Richard BATEMAN	1:31.410 69 WILLS/SCHRYVER
ROW 6	1:30.166 72 Andy HARRISON	1:30.309 68 STEELE/BUXTON
ROW 5	1:29.661 26 MAYDON/WILLIAMS	1:29.882 67 DEVEREUX/IVEY
ROW 4	1:29.367 82 Paul POCHCIOL	1:29.639 27 Philip BURGESS
ROW 3	1:28.476 118 Sean McINERNEY	1:28.677 50 TARRY/YOULES
ROW 2	1:27.579 6 Henry MANN	1:27.916 5 Charlie KEMP
ROW 1	1:27.121 47 Leo VOYAZIDES	1:27.521 71 WILLS/RADISICH
<b>Pole</b>		
		

Donington Park National  
Circuit Length = 1.9791 miles

**These results are provisional until the conclusion of any judicial and technical matters.**

Clerk of Course :		Timekeeper :
-------------------	--	--------------

# Oldies but Goldies with Under 2-litre Pre-66 Touring

## RACE 4 - CLASSIFICATION

POS	NO	CL	NAME	ENTRY	LAPS	TIME	GAP	DIFF	MPH	BEST	ON
1	47	THHS	<b>Leo VOYAZIDES</b>	Ford Lotus Cortina	30	45:08.237			78.92	1:26.375	10
2	118	THHS	<b>McINERNEY.S/McINERNEY.M</b>	BMW 1800 Ti	30	45:31.001	22.764	22.764	78.26	1:26.404	13
3	6	THHS	<b>Henry MANN</b>	Ford Lotus Cortina	30	45:48.488	40.251	17.487	77.76	1:27.141	10
4	26	THD	<b>MAYDON/WILLIAMS</b>	Austin Mini Cooper S	30	46:10.121	1:01.884	21.633	77.15	1:28.520	3
5	27	THD	<b>Philip BURGESS</b>	Austin Mini Cooper S	29	45:17.114	1 lap	1 lap	76.04	1:29.070	29
6	72	THD	<b>Andy HARRISON</b>	Austin Mini Cooper S	29	45:19.377	1 lap	2.263	75.97	1:29.613	14
7	67	THD	<b>DEVEREUX/IVEY</b>	Austin Mini Cooper S	29	45:32.620	1 lap	13.243	75.61	1:29.314	12
8	58	THD	<b>EARNSHAW M/EARNSHAW R</b>	Austin Mini Cooper S	29	46:15.215	1 lap	42.595	74.44	1:30.095	21
9	30	OBG	<b>Matthew MOORE</b>	Austin A40	29	46:21.846	1 lap	6.631	74.27	1:31.883	19
10	4	THD	<b>Tim STANBRIDGE</b>	Morris Mini Cooper S	29	46:33.903	1 lap	12.057	73.95	1:31.369	19
11	75	THHS	<b>Richard BATEMAN</b>	Ford Lotus Cortina	29	46:36.064	1 lap	2.161	73.89	1:31.362	29
12	71	THHS	<b>WILLS/RADISICH</b>	Ford Lotus Cortina	28	43:12.679	2 laps	1 lap	76.94	1:26.872	11
13	68	THHS	<b>STEELE/BUXTON</b>	Ford Lotus Cortina	28	45:32.387	2 laps	2:19.708	73.00	1:28.617	5
14	169	OBG	<b>Peter BURTON</b>	Jaguar Mk1	28	45:49.829	2 laps	17.442	72.54	1:33.512	5
15	57	THD	<b>William WARD</b>	Austin Mini Cooper S	27	45:24.180	3 laps	1 lap	70.61	1:34.848	25
16	76	OBG	<b>Andrew DAVENALL</b>	Austin A105	26	46:15.288	4 laps	1 lap	66.74	1:41.283	17

### NOT CLASSIFIED

DNC	50	THD	<b>TARRY/YOULES</b>	Morris Mini Cooper S	13	19:41.433	17 laps	13 laps	78.39	1:29.655	4
DNC	69	THD	<b>WILLS/SCHRYVER</b>	Austin Mini Cooper S	8	12:29.454	22 laps	5 laps	76.05	1:30.349	5
DNC	17	THD	<b>TWYMAN/COTTINGHAM</b>	Austin Mini Cooper S	4	6:30.098	26 laps	4 laps	73.05	1:32.098	3
DNC	82	THHS	<b>Paul POCHCIOL</b>	Ford Lotus Cortina	2	3:07.216	28 laps	2 laps	76.11		

### FASTEST LAP

47	THHS	<b>Leo VOYAZIDES</b>	Ford Lotus Cortina	10	1:26.375	82.48 mph	132.74 kph
26	THD	<b>MAYDON/WILLIAMS</b>	Austin Mini Cooper S	3	1:28.520	80.48 mph	129.53 kph
30	OBG	<b>Matthew MOORE</b>	Austin A40	19	1:31.883	77.54 mph	124.78 kph
169	OBG	<b>Peter BURTON</b>	Jaguar Mk1	5	1:33.512	76.18 mph	122.61 kph
76	OBG	<b>Andrew DAVENALL</b>	Austin A105	17	1:41.283	70.34 mph	113.20 kph

Weather / Track : Bright / Dry

These results are provisional until the conclusion of any judicial and technical matters.

Donington Park National  
Circuit Length = 1.9791 miles  
Start: 12:14 End: 13:01

Clerk of Course :	Timekeeper :
-------------------	--------------

# Oldies but Goldies with Under 2-litre Pre-66 Touring

## RACE 4 - LAP CHART

Lap 1			Lap 2			Lap 3			Lap 4			Lap 5		
No	Behind	Laptime	No	Behind	Laptime	No	Behind	Laptime	No	Behind	Laptime	No	Behind	Laptime
6		1:30.617	47		1:27.889	47		1:27.143	47		1:26.898	47		1:27.215
47	0.422	1:31.039	6	0.673	1:28.984	6	1.459	1:27.929	71	2.479	1:27.647	71	2.875	1:27.611
71	0.678	1:31.295	71	1.148	1:28.781	71	1.730	1:27.725	6	3.423	1:28.862	6	3.487	1:27.279
118	0.960	1:31.577	118	1.710	1:29.061	118	2.179	1:27.612	118	3.872	1:28.591	118	4.135	1:27.478
26	1.363	1:31.980	26	2.431	1:29.379	26	3.808	1:28.520	26	5.775	1:28.865	26	7.714	1:29.154
50	2.800	1:33.417	50	5.871	1:31.382	50	9.303	1:30.575	50	12.060	1:29.655	50	14.832	1:29.987
82	3.121	1:33.738	67	6.847	1:30.216	67	9.813	1:30.109	67	12.605	1:29.690	67	15.627	1:30.237
27	4.850	1:35.467	27	7.380	1:30.841	27	10.516	1:30.279	27	14.194	1:30.576	68	16.714	1:28.617
67	4.942	1:35.559	82	8.288	1:33.478 P	68	12.841	1:30.336	68	15.312	1:29.369	27	17.931	1:30.952
68	5.654	1:36.271	72	9.140	1:31.184	72	13.841	1:31.844	72	17.328	1:30.385	72	20.407	1:30.294
72	6.267	1:36.884	68	9.648	1:32.305	69	18.535	1:31.685	69	23.555	1:31.918	69	26.689	1:30.349
75	7.902	1:38.519	75	13.761	1:34.170	75	20.297	1:33.679	75	26.001	1:32.602	75	31.009	1:32.223
69	8.086	1:38.703	69	13.993	1:34.218	30	20.817	1:33.461	30	26.474	1:32.555	30	32.290	1:33.031
30	9.486	1:40.103	30	14.499	1:33.324	169	22.576	1:33.995	169	31.148	1:35.470	169	37.445	1:33.512
169	9.902	1:40.519	169	15.724	1:34.133	4	23.386	1:34.145	4	31.616	1:35.128	4	38.008	1:33.607
4	10.628	1:41.245	4	16.384	1:34.067	17	25.387	1:32.098	58	32.969	1:34.162	58	40.699	1:34.945
58	10.859	1:41.476	58	17.790	1:35.242	58	25.705	1:35.058	17	37.129	1:38.640 P	57	1:00.230	1:38.511
17	11.964	1:42.581	17	20.432	1:36.779	57	39.303	1:40.102	57	48.934	1:36.529	76	1:19.799	1:41.515
57	16.544	1:47.161	57	26.344	1:38.111	76	50.376	1:43.356	76	1:05.499	1:42.021			
76	19.797	1:50.414	76	34.163	1:42.677									

Weather / Track : Bright / Dry

Donington Park National  
Circuit Length = 1.9791 miles  
Start: 12:14 End: 13:01

# Oldies but Goldies with Under 2-litre Pre-66 Touring

## RACE 4 - LAP CHART

Lap 6			Lap 7			Lap 8			Lap 9			Lap 10		
No	Behind	Laptime	No	Behind	Laptime	No	Behind	Laptime	No	Behind	Laptime	No	Behind	Laptime
47		1:27.314	47		1:27.439	47		1:27.130	47		1:27.891	47		1:26.375
71	3.367	1:27.806	71	3.510	1:27.582	71	3.472	1:27.092	71	4.463	1:28.882	71	5.420	1:27.332
118	3.991	1:27.170	118	4.168	1:27.616	118	4.421	1:27.383	118	4.939	1:28.409	118	6.644	1:28.080
6	5.795	1:29.622	6	6.016	1:27.660	6	6.366	1:27.480	6	6.020	1:27.545	6	6.786	1:27.141
26	9.720	1:29.320	76	1 LAP	1:44.297	26	14.532	1:29.647	57	1 LAP	1:42.056	26	19.830	1:29.885
50	17.804	1:30.286	26	12.015	1:29.734	68	24.792	1:30.593	26	16.320	1:29.679	57	1 LAP	1:36.128
67	18.224	1:29.911	68	21.329	1:30.350	67	25.911	1:30.279	68	26.554	1:29.653	68	29.154	1:28.975
68	18.418	1:29.018	50	22.483	1:32.118	76	1 LAP	1:43.951	50	29.425	1:31.141	50	32.920	1:29.870
27	21.228	1:30.611	67	22.762	1:31.977	50	26.175	1:30.822	27	31.471	1:32.120	27	35.515	1:30.419
72	23.579	1:30.486	27	23.842	1:30.053	27	27.242	1:30.530	67	32.163	1:34.143	72	36.241	1:30.187
69	30.147	1:30.772	72	26.423	1:30.283	72	29.569	1:30.276	72	32.429	1:30.751	67	37.443	1:31.655
75	36.687	1:32.992	69	33.259	1:30.551	75	47.335	1:32.499	76	1 LAP	1:42.844	76	1 LAP	1:41.646
30	38.017	1:33.041	75	41.966	1:32.718	69	47.387	1:41.258 P	75	51.912	1:32.468	75	59.079	1:33.542
169	44.035	1:33.904	30	43.096	1:32.518	30	48.402	1:32.436	30	52.738	1:32.227	30	59.824	1:33.461
4	44.758	1:34.064	169	50.621	1:34.025	169	57.176	1:33.685	4	1:02.901	1:33.186	4	1:09.114	1:32.588
58	47.745	1:34.360	4	51.125	1:33.806	4	57.606	1:33.611	169	1:03.652	1:34.367	169	1:10.981	1:33.704
57	1:11.047	1:38.131	58	54.443	1:34.137	58	1:02.097	1:34.784	58	1:08.518	1:34.312	58	1:16.666	1:34.523
			57	1:23.111	1:39.503									

Weather / Track : Bright / Dry

Donington Park National  
Circuit Length = 1.9791 miles  
Start: 12:14 End: 13:01

# Oldies but Goldies with Under 2-litre Pre-66 Touring

## RACE 4 - LAP CHART

Lap 11			Lap 12			Lap 13			Lap 14			Lap 15		
No	Behind	Laptime	No	Behind	Laptime	No	Behind	Laptime	No	Behind	Laptime	No	Behind	Laptime
47		1:26.811	47		1:27.648	47		1:27.557 P	71		1:28.052	71		1:27.808 P
71	5.481	1:26.872	58	1 LAP	1:37.921 P	76	2 LAPS	1:44.687	118	0.598	1:27.291	118	0.174	1:27.384
118	8.088	1:28.255	71	5.211	1:27.378	71	4.725	1:27.071	169	1 LAP	1:36.194 P	6	1 LAP	2:53.504 P
6	8.388	1:28.413	118	7.237	1:26.797	118	6.084	1:26.404	76	2 LAPS	1:45.815 P	26	25.062	1:29.295
26	22.476	1:29.457	6	7.911	1:27.171	6	8.674	1:28.320 P	26	23.575	1:29.432	68	34.564	1:29.272
57	1 LAP	1:36.809	26	24.496	1:29.668	26	26.920	1:29.981	68	33.100	1:30.054	72	48.462	1:34.939 P
68	31.771	1:29.428	68	34.063	1:29.940	68	35.823	1:29.317	27	40.258	1:30.288 P	67	55.154	1:41.213
50	35.989	1:29.880	57	1 LAP	1:36.927	27	42.747	1:29.775	72	41.331	1:29.613	47	1:12.086	1:27.043
27	38.460	1:29.756	50	39.230	1:30.889	50	43.084	1:31.411 P	67	41.749	1:29.523	75	1 LAP	1:34.034
72	39.377	1:29.947	27	40.529	1:29.717	72	44.495	1:30.697	57	1 LAP	1:37.352 P	30	1:23.534	1:34.223 P
67	40.403	1:29.771	72	41.355	1:29.626	67	45.003	1:30.491	75	1 LAP	1:37.038			
30	1:06.720	1:33.707	67	42.069	1:29.314	57	1 LAP	1:40.485	47	1:12.851	2:45.628 P			
75	1:06.784	1:34.516 P	30	1:11.898	1:32.826	75	1 LAP	2:56.043 P	30	1:17.119	1:32.814			
76	1 LAP	1:43.675	4	1:20.055	1:32.274	30	1:17.082	1:32.741	58	1 LAP	1:32.205			
4	1:15.429	1:33.126	169	1:25.198	1:34.436	4	1:24.668	1:32.170	4	1:26.962	1:35.071 P			
169	1:18.410	1:34.240				58	1 LAP	2:52.798 P						

Weather / Track : Bright / Dry

Donington Park National  
Circuit Length = 1.9791 miles  
Start: 12:14 End: 13:01

# Oldies but Goldies with Under 2-litre Pre-66 Touring

## RACE 4 - LAP CHART

Lap 16			Lap 17			Lap 18			Lap 19			Lap 20		
No	Behind	Laptime	No	Behind	Laptime	No	Behind	Laptime	No	Behind	Laptime	No	Behind	Laptime
118		1:27.202	118		1:28.090	118		1:28.529 P	47		1:27.369	47		1:27.130
58	2 LAPS	1:31.121	4	2 LAPS	2:58.854 P	75	2 LAPS	1:33.983	76	3 LAPS	1:42.245	68	1 LAP	1:39.783
6	1 LAP	1:28.118	6	1 LAP	1:29.394	6	1 LAP	1:27.601	57	2 LAPS	1:36.384	118	18.601	1:29.930
169	2 LAPS	3:04.493 P	58	2 LAPS	1:31.937	71	1 LAP	1:28.836	118	15.801	2:52.667 P	6	22.644	1:27.898
26	27.324	1:29.638	71	1 LAP	3:00.721 P	58	2 LAPS	1:32.078	6	21.876	1:28.350	76	3 LAPS	1:41.283
76	3 LAPS	3:11.546 P	169	2 LAPS	1:34.757	4	2 LAPS	1:35.366	30	1 LAP	1:33.311	57	2 LAPS	1:37.623
68	37.725	1:30.537 P	26	28.332	1:29.098 P	169	2 LAPS	1:34.406	71	25.769	1:28.286	71	26.852	1:28.213
27	1 LAP	3:07.445 P	72	1 LAP	2:50.043 P	72	1 LAP	1:31.469	75	1 LAP	1:33.359	30	1 LAP	1:31.883
57	2 LAPS	2:55.956 P	76	3 LAPS	1:42.436	68	1 LAP	3:13.300 P	58	1 LAP	1:31.082	75	1 LAP	1:32.860
67	1:04.290	1:36.512 P	27	1 LAP	1:29.920	27	1 LAP	1:30.288	4	1 LAP	1:31.939	58	1 LAP	1:31.050
47	1:12.259	1:27.549	57	2 LAPS	1:36.149	67	1 LAP	2:54.188 P	26	42.428	1:30.469	4	1 LAP	1:31.369
75	1 LAP	1:33.683	47	1:10.855	1:26.686	76	3 LAPS	1:45.373	169	1 LAP	1:34.067	26	44.901	1:29.603
			30	1 LAP	2:55.766 P	47	1:09.497	1:27.171	72	1:10.640	1:30.840	169	1 LAP	1:34.147
						57	2 LAPS	1:37.731	27	1:18.439	1:29.446	72	1:14.141	1:30.631
						30	1 LAP	1:33.176	67	1:27.046	1:30.954	27	1:20.940	1:29.631
						6	1:30.392	1:27.681						
						71	1:34.349	1:28.787						
						75	1 LAP	1:33.609						
						58	1 LAP	1:31.550						
						4	1 LAP	1:32.564						

Weather / Track : Bright / Dry

Donington Park National  
 Circuit Length = 1.9791 miles  
 Start: 12:14 End: 13:01

# Oldies but Goldies with Under 2-litre Pre-66 Touring

## RACE 4 - LAP CHART

Lap 21			Lap 22			Lap 23			Lap 24			Lap 25		
No	Behind	Laptime	No	Behind	Laptime	No	Behind	Laptime	No	Behind	Laptime	No	Behind	Laptime
47		1:27.706	47		1:27.295	47		1:27.849	47		1:27.037	47		1:28.028
67	1 LAP	1:30.257	67	1 LAP	1:30.413	67	1 LAP	1:30.302	67	1 LAP	1:31.132	72	1 LAP	1:31.180
118	20.142	1:29.247	118	21.026	1:28.179	118	21.451	1:28.274	118	22.981	1:28.567	27	1 LAP	1:29.642
6	23.246	1:28.308	6	24.053	1:28.102	6	24.790	1:28.586	6	26.275	1:28.522	169	2 LAPS	1:37.489
68	1 LAP	1:41.468	71	30.806	1:29.140	71	31.530	1:28.573	71	32.910	1:28.417	67	1 LAP	1:30.102
71	28.961	1:29.815	68	1 LAP	1:40.405	30	1 LAP	1:32.871	30	1 LAP	1:32.797	118	23.624	1:28.671
57	2 LAPS	1:36.890	30	1 LAP	1:32.057	58	1 LAP	1:31.847	58	1 LAP	1:30.537	6	26.577	1:28.330
30	1 LAP	1:32.444	57	2 LAPS	1:36.417	68	1 LAP	1:40.171	26	54.000	1:29.699	71	33.393	1:28.511
76	3 LAPS	1:42.894	58	1 LAP	1:30.095	57	2 LAPS	1:35.616	75	1 LAP	1:35.786	58	1 LAP	1:31.392
58	1 LAP	1:30.978	26	49.729	1:30.524	26	51.338	1:29.458	4	1 LAP	1:35.614	26	55.627	1:29.655
75	1 LAP	1:33.398	75	1 LAP	1:34.466	75	1 LAP	1:32.802	68	1 LAP	1:41.829	30	1 LAP	1:33.810
4	1 LAP	1:32.241	4	1 LAP	1:32.916	4	1 LAP	1:32.187	57	2 LAPS	1:42.252	75	1 LAP	1:32.879
26	46.500	1:29.305	76	3 LAPS	1:44.735	76	3 LAPS	1:41.987	76	3 LAPS	1:41.363	4	1 LAP	1:33.074
169	1 LAP	1:34.289	169	1 LAP	1:34.965	72	1:24.600	1:32.876				57	2 LAPS	1:36.887
72	1:16.439	1:30.004	72	1:19.573	1:30.429	169	1 LAP	1:37.346				68	1 LAP	1:41.029
27	1:22.940	1:29.706	27	1:24.972	1:29.327	27	1:26.600	1:29.477						

Weather / Track : Bright / Dry

Donington Park National  
Circuit Length = 1.9791 miles  
Start: 12:14 End: 13:01

# Oldies but Goldies with Under 2-litre Pre-66 Touring

## RACE 4 - LAP CHART

Lap 26			Lap 27			Lap 28			Lap 29			Lap 30		
No	Behind	Laptime	No	Behind	Laptime	No	Behind	Laptime	No	Behind	Laptime	No	Behind	Laptime
47		1:29.276	47		1:28.254	47		1:27.668	47		1:28.991	47		1:29.208
27	1 LAP	1:31.960	27	1 LAP	1:29.658	68	2 LAPS	1:36.960	57	3 LAPS	1:37.941	27	1 LAP	1:29.070
72	1 LAP	1:33.582	72	1 LAP	1:30.333	27	1 LAP	1:30.708	27	1 LAP	1:29.701	72	1 LAP	1:29.881
76	4 LAPS	1:44.266	67	1 LAP	1:31.336	72	1 LAP	1:30.277	72	1 LAP	1:29.749	57	3 LAPS	1:36.279
169	2 LAPS	1:35.281	169	2 LAPS	1:35.846	67	1 LAP	1:31.056	68	2 LAPS	1:37.138	118	22.764	1:28.847
67	1 LAP	1:30.254	118	22.352	1:28.087	118	23.065	1:28.381	118	23.125	1:29.051	68	2 LAPS	1:37.056
118	22.519	1:28.171	76	4 LAPS	1:43.170	6	27.616	1:28.801	67	1 LAP	1:31.041	67	1 LAP	1:29.886
6	26.357	1:29.056	6	26.483	1:28.380	169	2 LAPS	1:35.170	6	30.784	1:32.159	6	40.251	1:38.675
71	32.550	1:28.433	71	32.974	1:28.678	76	4 LAPS	1:42.637	169	2 LAPS	1:35.364	169	2 LAPS	1:35.557
26	56.326	1:29.975	26	57.733	1:29.661	26	59.786	1:29.721	76	4 LAPS	1:42.049	26	1:01.884	1:30.733
58	1 LAP	1:31.762	58	1 LAP	1:30.685	71	1:02.641	1:57.335 P	26	1:00.359	1:29.564	58	1 LAP	1:31.797
30	1 LAP	1:32.133	30	1 LAP	1:32.227	58	1 LAP	1:30.643	58	1 LAP	1:30.738	76	4 LAPS	1:42.406
4	1 LAP	1:32.610	4	1 LAP	1:32.058	30	1 LAP	1:32.358	30	1 LAP	1:32.392	30	1 LAP	1:32.153
75	1 LAP	1:34.644	75	1 LAP	1:32.487	4	1 LAP	1:31.651	4	1 LAP	1:31.481	4	1 LAP	1:31.891
57	2 LAPS	1:35.402	57	2 LAPS	1:34.848	75	1 LAP	1:31.969	75	1 LAP	1:31.734	75	1 LAP	1:31.362
68	1 LAP	1:38.419												

Weather / Track : Bright / Dry

Donington Park National  
Circuit Length = 1.9791 miles  
Start: 12:14 End: 13:01

# The Tag Heuer World Sportscar Masters

## QUALIFYING - RACE 2 - CLASSIFICATION

POS	NO	CL	NAME	ENTRY	TIME	ON	LAPS	GAP	DIFF	MPH
1	14	Rod	<b>BRYANT O/BRYANT G</b>	Lola T70 Mk3b	<b>1:10.492</b>	12	14			101.07
2	40	Mark	<b>CROWSON/EVANS</b>	Abarth PA01	<b>1:11.443</b>	8	13	<b>0.951</b>	0.951	99.72
3	2	Rod	<b>WILLS/TWYMAN</b>	McLaren M1C	<b>1:11.596</b>	7	13	<b>1.104</b>	0.153	99.51
4	21	Rod	<b>Steve TANDY</b>	Lola T70 Mk3b (C)	<b>1:11.602</b>	7	15	<b>1.110</b>	0.006	99.50
5	81	Rod	<b>BEIGHTON/FINNEMORE</b>	Lola T70 Mk3b	<b>1:12.136</b>	14	14	<b>1.644</b>	0.534	98.76
6	22	Mark	<b>David GATHERCOLE</b>	Coldwell C14	<b>1:12.279</b>	8	9	<b>1.787</b>	0.143	98.57
7	114	Rod	<b>Stefano ROSINA</b>	Lola T70 Mk3b	<b>1:12.403</b>	7	8	<b>1.911</b>	0.124	98.40
8	51	Sif	<b>Tim COUSINS</b>	Chevron B23	<b>1:14.947</b>	8	14	<b>4.455</b>	2.544	95.06
9	77	Rod	<b>Justin MAEERS</b>	Lola T70 Mk3b (C)	<b>1:15.138</b>	15	15	<b>4.646</b>	0.191	94.82
10	85	Sif	<b>Andrew MIDDLETON</b>	Taydec MK3	<b>1:15.234</b>	13	13	<b>4.742</b>	0.096	94.69
11	11	Sif	<b>Mike WRIGLEY</b>	Chevron B16	<b>1:15.886</b>	12	12	<b>5.394</b>	0.652	93.88
12	89	Sif	<b>BENEDINI E/BENEDINI G</b>	Chevron B16 (C)	<b>1:16.415</b>	11	11	<b>5.923</b>	0.529	93.23
13	25	Sif	<b>Roberto FARNETI</b>	Chevron B16 (C)	<b>1:16.722</b>	13	13	<b>6.230</b>	0.307	92.86
14	72	Sif	<b>Jamie BOOT</b>	Chevron B16 (C)	<b>1:16.987</b>	13	14	<b>6.495</b>	0.265	92.54
15	15	Hulm	<b>Adrian NEWEY</b>	Ford GT40	<b>1:17.665</b>	14	14	<b>7.173</b>	0.678	91.73
16	16	Hulm	<b>CHILES/CHILES</b>	Hamill SR3	<b>1:18.840</b>	6	8	<b>8.348</b>	1.175	90.36
17	12	Pesc	<b>HALLFORD/CRUDGINGTON</b>	Chevrolet Corvette	<b>1:20.263</b>	9	10	<b>9.771</b>	1.423	88.76
18	20	Rod	<b>Chris BALL</b>	Ford GT40	<b>1:20.626</b>	8	10	<b>10.134</b>	0.363	88.36
19	74	Pesc	<b>HOWELLS P/HOWELLS G</b>	Porsche 911 RSR	<b>1:20.682</b>	13	13	<b>10.190</b>	0.056	88.30
20	37	Sif	<b>CASEY/CATON</b>	Chevron B16	<b>1:25.535</b>	6	6	<b>15.043</b>	4.853	83.29

Car No 37 needs a working transponder - Q.12.2.1

Weather / Track : Sunny / Dry

These results are provisional until the conclusion of any judicial and technical matters.

Donington Park National  
Circuit Length = 1.9791 miles  
Start: 12:19 End: 12:57

Clerk of Course :		Timekeeper :
-------------------	--	--------------

# The Tag Heuer World Sportscar Masters

## QUALIFYING - RACE 2 - LAP ANALYSIS

<b>2</b>	<b>WILLS/TWYMAN</b>		Rod McLaren M1C				
1 -	1:15.753	+ 4.157	12:22:55.244	8 -	1:20.244 P	+ 8.648	12:38:05.345
2 -	7:48.507	+ 6:36.911	12:30:43.751	9 -	3:17.832	+ 2:06.236	12:41:23.177
3 -	1:12.545	+ 0.949	12:31:56.296	10 -	10:45.898	+ 9:34.302	12:52:09.075
4 -	1:12.698	+ 1.102	12:33:08.994	11 -	1:15.160	+ 3.564	12:53:24.235
5 -	1:12.369	+ 0.773	12:34:21.363	12 -	1:11.764	+ 0.168	12:54:35.999
6 -	1:12.142	+ 0.546	12:35:33.505	13 -	1:11.614	+ 0.018	12:55:47.613
7 -	<b>1:11.596</b>		<b>12:36:45.101</b>				
<b>11</b>	<b>Mike WRIGLEY</b>		Sif Chevron B16				
1 -	1:20.231	+ 4.345	12:23:01.859	7 -	1:17.340	+ 1.454	12:40:51.636
2 -	11:18.510	+ 10:02.624	12:34:20.369	8 -	1:32.079 P	+ 16.193	12:42:23.715
3 -	1:20.209	+ 4.323	12:35:40.578	9 -	10:00.954	+ 8:45.068	12:52:24.669
4 -	1:18.695	+ 2.809	12:36:59.273	10 -	1:16.853	+ 0.967	12:53:41.522
5 -	1:18.053	+ 2.167	12:38:17.326	11 -	1:16.635	+ 0.749	12:54:58.157
6 -	1:16.970	+ 1.084	12:39:34.296	12 -	<b>1:15.886</b>		<b>12:56:14.043</b>
<b>12</b>	<b>HALLFORD/CRUDGINGTON</b>		Pesc Chevrolet Corvette				
1 -	9:23.198	+ 8:02.935	12:31:43.868	6 -	1:25.817 P	+ 5.554	12:38:54.432
2 -	1:24.885	+ 4.622	12:33:08.753	7 -	13:46.329	+ 12:26.066	12:52:40.761
3 -	1:24.441	+ 4.178	12:34:33.194	8 -	1:20.918	+ 0.655	12:54:01.679
4 -	1:27.619	+ 7.356	12:36:00.813	9 -	<b>1:20.263</b>		<b>12:55:21.942</b>
5 -	1:27.802	+ 7.539	12:37:28.615	10 -	1:20.775	+ 0.512	12:56:42.717
<b>14</b>	<b>BRYANT O/BRYANT G</b>		Rod Lola T70 Mk3b				
1 -	1:23.232	+ 12.740	12:23:37.208	8 -	1:12.788	+ 2.296	12:39:27.065
2 -	8:19.237	+ 7:08.745	12:31:56.445	9 -	1:15.386 P	+ 4.894	12:40:42.451
3 -	1:25.125	+ 14.633	12:33:21.570	10 -	11:15.759	+ 10:05.267	12:51:58.210
4 -	1:12.475	+ 1.983	12:34:34.045	11 -	1:11.028	+ 0.536	12:53:09.238
5 -	1:14.886	+ 4.394	12:35:48.931	12 -	<b>1:10.492</b>		<b>12:54:19.730</b>
6 -	1:13.316	+ 2.824	12:37:02.247	13 -	1:10.514	+ 0.022	12:55:30.244
7 -	1:12.030	+ 1.538	12:38:14.277	14 -	1:10.807	+ 0.315	12:56:41.051
<b>15</b>	<b>Adrian NEWEY</b>		Hulme Ford GT40				
1 -	1:23.281	+ 5.616	12:23:15.353	8 -	1:17.880	+ 0.215	12:39:14.499
2 -	7:57.446	+ 6:39.781	12:31:12.799	9 -	1:18.218	+ 0.553	12:40:32.717
3 -	1:22.587	+ 4.922	12:32:35.386	10 -	1:24.817	+ 7.152	12:41:57.534
4 -	1:22.654	+ 4.989	12:33:58.040	11 -	10:30.937	+ 9:13.272	12:52:28.471
5 -	1:19.412	+ 1.747	12:35:17.452	12 -	1:19.392	+ 1.727	12:53:47.863
6 -	1:19.435	+ 1.770	12:36:36.887	13 -	1:19.033	+ 1.368	12:55:06.896
7 -	1:19.732	+ 2.067	12:37:56.619	14 -	<b>1:17.665</b>		<b>12:56:24.561</b>
<b>16</b>	<b>CHILES/CHILES</b>		Hulme Hamill SR3				
1 -	1:27.296	+ 8.456	12:23:20.299	5 -	1:20.474	+ 1.634	12:34:55.208
2 -	7:32.209	+ 6:13.369	12:30:52.508	6 -	<b>1:18.840</b>		<b>12:36:14.048</b>
3 -	1:21.733	+ 2.893	12:32:14.241	7 -	1:24.989 P	+ 6.149	12:37:39.037
4 -	1:20.493	+ 1.653	12:33:34.734	8 -	3:20.464	+ 2:01.624	12:40:59.501
<b>20</b>	<b>Chris BALL</b>		Rod Ford GT40				
1 -	1:29.462	+ 8.836	12:23:23.647	6 -	1:21.866	+ 1.240	12:36:49.061
2 -	7:50.394	+ 6:29.768	12:31:14.041	7 -	1:22.930	+ 2.304	12:38:11.991
3 -	1:22.541	+ 1.915	12:32:36.582	8 -	<b>1:20.626</b>		<b>12:39:32.617</b>
4 -	1:28.905	+ 8.279	12:34:05.487	9 -	1:24.652	+ 4.026	12:40:57.269
5 -	1:21.708	+ 1.082	12:35:27.195	10 -	1:23.220	+ 2.594	12:42:20.489
<b>21</b>	<b>Steve TANDY</b>		Rod Lola T70 Mk3b (C)				
1 -	1:18.794	+ 7.192	12:23:04.521	9 -	1:14.081	+ 2.479	12:39:33.262
2 -	7:50.929	+ 6:39.327	12:30:55.450	10 -	1:15.081	+ 3.479	12:40:48.343
3 -	1:15.088	+ 3.486	12:32:10.538	11 -	1:23.853 P	+ 12.251	12:42:12.196
4 -	1:12.869	+ 1.267	12:33:23.407	12 -	10:20.660	+ 9:09.058	12:52:32.856
5 -	1:11.932	+ 0.330	12:34:35.339	13 -	1:15.078	+ 3.476	12:53:47.934
6 -	1:12.291	+ 0.689	12:35:47.630	14 -	1:12.473	+ 0.871	12:55:00.407

Car No 37 needs a working transponder - Q.12.2.1

Weather / Track : Sunny / Dry

Donington Park National  
Circuit Length = 1.9791 miles  
Start: 12:19 End: 12:57

# The Tag Heuer World Sportscar Masters

## QUALIFYING - RACE 2 - LAP ANALYSIS

7 -	1:11.602		12:36:59.232	15 -	1:12.868	+ 1.266	12:56:13.275
8 -	1:19.949	+ 8.347	12:38:19.181				
<b>22</b>	<b>David GATHERCOLE</b>		Marko Coldwell C14				
1 -	1:24.172	+ 11.893	12:23:18.652	6 -	1:24.859 P	+ 12.580	12:36:05.046
2 -	7:37.134	+ 6:24.855	12:30:55.786	7 -	3:43.823	+ 2:31.544	12:39:48.869
3 -	1:15.536	+ 3.257	12:32:11.322	8 -	<b>1:12.279</b>		<b>12:41:01.148</b>
4 -	1:13.826	+ 1.547	12:33:25.148	9 -	1:17.444	+ 5.165	12:42:18.592
5 -	1:15.039	+ 2.760	12:34:40.187				
<b>25</b>	<b>Roberto FARNETI</b>		Sif Chevron B16 (C)				
1 -	1:28.185	+ 11.463	12:23:14.563	8 -	1:17.819	+ 1.097	12:40:45.095
2 -	7:50.086	+ 6:33.364	12:31:04.649	9 -	1:16.966	+ 0.244	12:42:02.061
3 -	1:19.576	+ 2.854	12:32:24.225	10 -	10:21.156	+ 9:04.434	12:52:23.217
4 -	1:18.365	+ 1.643	12:33:42.590	11 -	1:17.729	+ 1.007	12:53:40.946
5 -	1:17.541	+ 0.819	12:35:00.131	12 -	1:17.847	+ 1.125	12:54:58.793
6 -	1:23.298 P	+ 6.576	12:36:23.429	13 -	<b>1:16.722</b>		<b>12:56:15.515</b>
7 -	3:03.847	+ 1:47.125	12:39:27.276				
<b>37</b>	<b>CASEY/CATON</b>		Sif Chevron B16				
1 -	9:03.314	+ 7:37.779	12:32:15.157	4 -	1:26.874	+ 1.339	12:38:29.766
2 -	1:24.820 P	+ -0.715	12:33:39.977	5 -	1:25.576	+ 0.041	12:39:55.342
3 -	3:22.915	+ 1:57.380	12:37:02.892	6 -	<b>1:25.535</b>		<b>12:41:20.877</b>
<b>40</b>	<b>CROWSON/EVANS</b>		Marko Abarth PA01				
1 -	1:46.694 P	+ 35.251	12:23:37.600	8 -	<b>1:11.443</b>		<b>12:38:29.158</b>
2 -	7:37.231	+ 6:25.788	12:31:14.831	9 -	1:17.761 P	+ 6.318	12:39:46.919
3 -	1:13.937	+ 2.494	12:32:28.768	10 -	12:32.377	+ 11:20.934	12:52:19.296
4 -	1:12.649	+ 1.206	12:33:41.417	11 -	1:16.270	+ 4.827	12:53:35.566
5 -	1:12.262	+ 0.819	12:34:53.679	12 -	1:14.310	+ 2.867	12:54:49.876
6 -	1:12.130	+ 0.687	12:36:05.809	13 -	1:14.362	+ 2.919	12:56:04.238
7 -	1:11.906	+ 0.463	12:37:17.715				
<b>51</b>	<b>Tim COUSINS</b>		Sif Chevron B23				
1 -	1:23.975	+ 9.028	12:23:28.568	8 -	<b>1:14.947</b>		<b>12:39:08.614</b>
2 -	7:55.117	+ 6:40.170	12:31:23.685	9 -	1:15.263	+ 0.316	12:40:23.877
3 -	1:17.532	+ 2.585	12:32:41.217	10 -	1:15.328	+ 0.381	12:41:39.205
4 -	1:17.080	+ 2.133	12:33:58.297	11 -	10:52.729	+ 9:37.782	12:52:31.934
5 -	1:19.406	+ 4.459	12:35:17.703	12 -	1:16.875	+ 1.928	12:53:48.809
6 -	1:19.589	+ 4.642	12:36:37.292	13 -	1:18.545	+ 3.598	12:55:07.354
7 -	1:16.375	+ 1.428	12:37:53.667	14 -	1:30.781	+ 15.834	12:56:38.135
<b>72</b>	<b>Jamie BOOT</b>		Sif Chevron B16 (C)				
1 -	1:27.016	+ 10.029	12:23:20.892	8 -	1:17.836	+ 0.849	12:38:59.645
2 -	7:36.361	+ 6:19.374	12:30:57.253	9 -	1:17.430	+ 0.443	12:40:17.075
3 -	1:22.763	+ 5.776	12:32:20.016	10 -	1:20.464	+ 3.477	12:41:37.539
4 -	1:17.931	+ 0.944	12:33:37.947	11 -	10:45.341	+ 9:28.354	12:52:22.880
5 -	1:18.364	+ 1.377	12:34:56.311	12 -	1:20.030	+ 3.043	12:53:42.910
6 -	1:19.727	+ 2.740	12:36:16.038	13 -	<b>1:16.987</b>		<b>12:54:59.897</b>
7 -	1:25.771	+ 8.784	12:37:41.809	14 -	1:18.189	+ 1.202	12:56:18.086
<b>74</b>	<b>HOWELLS P/HOWELLS G</b>		Pesc Porsche 911 RSR				
1 -	1:30.658	+ 9.976	12:23:37.214	8 -	1:23.098	+ 2.416	12:39:22.862
2 -	7:24.066	+ 6:03.384	12:31:01.280	9 -	1:26.798 P	+ 6.116	12:40:49.660
3 -	1:24.875	+ 4.193	12:32:26.155	10 -	11:45.613	+ 10:24.931	12:52:35.273
4 -	1:22.695	+ 2.013	12:33:48.850	11 -	1:22.110	+ 1.428	12:53:57.383
5 -	1:22.435	+ 1.753	12:35:11.285	12 -	1:21.610	+ 0.928	12:55:18.993
6 -	1:23.339	+ 2.657	12:36:34.624	13 -	<b>1:20.682</b>		<b>12:56:39.675</b>
7 -	1:25.140	+ 4.458	12:37:59.764				
<b>77</b>	<b>Justin MAEERS</b>		Rod Lola T70 Mk3b (C)				
1 -	1:24.195	+ 9.057	12:23:10.837	9 -	1:15.672	+ 0.534	12:39:55.108
2 -	7:47.809	+ 6:32.671	12:30:58.646	10 -	1:15.632	+ 0.494	12:41:10.740

Car No 37 needs a working transponder - Q.12.2.1

Weather / Track : Sunny / Dry

Donington Park National  
Circuit Length = 1.9791 miles  
Start: 12:19 End: 12:57

# The Tag Heuer World Sportscar Masters

## QUALIFYING - RACE 2 - LAP ANALYSIS

3 -	1:17.006	+ 1.868	12:32:15.652	11 -	1:16.347	+ 1.209	12:42:27.087
4 -	1:19.424	+ 4.286	12:33:35.076	12 -	9:39.313	+ 8:24.175	12:52:06.400
5 -	1:15.779	+ 0.641	12:34:50.855	13 -	1:30.657	+ 15.519	12:53:37.057
6 -	1:16.767	+ 1.629	12:36:07.622	14 -	1:15.804	+ 0.666	12:54:52.861
7 -	1:16.357	+ 1.219	12:37:23.979	15 -	<b>1:15.138</b>		<b>12:56:07.999</b>
8 -	1:15.457	+ 0.319	12:38:39.436				
<b>81</b>	<b>BEIGHTON/FINEMORE</b>			Rod Lola T70 Mk3b			
1 -	1:29.412	+ 17.276	12:23:14.607	8 -	1:14.506	+ 2.370	12:38:24.289
2 -	7:36.295	+ 6:24.159	12:30:50.902	9 -	1:13.400	+ 1.264	12:39:37.689
3 -	1:17.572	+ 5.436	12:32:08.474	10 -	1:20.280 P	+ 8.144	12:40:57.969
4 -	1:15.740	+ 3.604	12:33:24.214	11 -	11:03.459	+ 9:51.323	12:52:01.428
5 -	1:15.844	+ 3.708	12:34:40.058	12 -	1:14.152	+ 2.016	12:53:15.580
6 -	1:15.860	+ 3.724	12:35:55.918	13 -	1:13.480	+ 1.344	12:54:29.060
7 -	1:13.865	+ 1.729	12:37:09.783	14 -	<b>1:12.136</b>		<b>12:55:41.196</b>
<b>85</b>	<b>Andrew MIDDLETON</b>			Sif Taydec MK3			
1 -	1:24.754	+ 9.520	12:23:44.756	8 -	1:18.872 P	+ 3.638	12:39:17.696
2 -	7:47.712	+ 6:32.478	12:31:32.468	9 -	3:00.737	+ 1:45.503	12:42:18.433
3 -	1:18.788	+ 3.554	12:32:51.256	10 -	9:56.039	+ 8:40.805	12:52:14.472
4 -	1:17.103	+ 1.869	12:34:08.359	11 -	1:15.275	+ 0.041	12:53:29.747
5 -	1:16.901	+ 1.667	12:35:25.260	12 -	1:16.064	+ 0.830	12:54:45.811
6 -	1:16.764	+ 1.530	12:36:42.024	13 -	<b>1:15.234</b>		<b>12:56:01.045</b>
7 -	1:16.800	+ 1.566	12:37:58.824				
<b>89</b>	<b>BENEDINI E/BENEDINI G</b>			Sif Chevron B16 (C)			
1 -	1:24.994	+ 8.579	12:23:14.197	7 -	1:16.431	+ 0.016	12:42:02.759
2 -	11:58.531	+ 10:42.116	12:35:12.728	8 -	10:02.977	+ 8:46.562	12:52:05.736
3 -	1:25.767	+ 9.352	12:36:38.495	9 -	1:20.548	+ 4.133	12:53:26.284
4 -	1:26.007	+ 9.592	12:38:04.502	10 -	1:17.014	+ 0.599	12:54:43.298
5 -	1:23.751	+ 7.336	12:39:28.253	11 -	<b>1:16.415</b>		<b>12:55:59.713</b>
6 -	1:18.075	+ 1.660	12:40:46.328				
<b>114</b>	<b>Stefano ROSINA</b>			Rod Lola T70 Mk3b			
1 -	1:24.970	+ 12.567	12:23:22.034	5 -	1:13.966	+ 1.563	12:34:44.550
2 -	7:35.874	+ 6:23.471	12:30:57.908	6 -	1:13.874	+ 1.471	12:35:58.424
3 -	1:16.591	+ 4.188	12:32:14.499	7 -	<b>1:12.403</b>		<b>12:37:10.827</b>
4 -	1:16.085	+ 3.682	12:33:30.584	8 -	1:14.035	+ 1.632	12:38:24.862


Car No 37 needs a working transponder - Q.12.2.1

Weather / Track : Sunny / Dry

Donington Park National  
Circuit Length = 1.9791 miles  
Start: 12:19 End: 12:57

# The Tag Heuer World Sportscar Masters - Part 1

## RACE 2 - GRID

ROW 10	1:20.682 74 HOWELLS P/HOWELLS G	1:25.535 37 CASEY/CATON
ROW 9	1:20.263 12 HALLFORD/CRUDGINGTON	1:20.626 20 Chris BALL
ROW 8	1:17.665 15 Adrian NEWWEY	1:18.840 16 CHILES/CHILES
ROW 7	1:16.722 25 Roberto FARNETI	1:16.987 72 Jamie BOOT
ROW 6	1:15.886 11 Mike WRIGLEY	1:16.415 89 BENEDINI E/BENEDINI G
ROW 5	1:15.138 77 Justin MAEERS	1:15.234 85 Andrew MIDDLETON
ROW 4	1:12.403 114 Stefano ROSINA	1:14.947 51 Tim COUSINS
ROW 3	1:12.136 81 BEIGHTON/FINNEMORE	1:12.279 22 David GATHERCOLE
ROW 2	1:11.596 2 WILLS/TWYMAN	1:11.602 21 Steve TANDY
ROW 1	1:10.492 14 BRYANT O/BRYANT G	1:11.443 40 CROWSON/EVANS
<b>Pole</b>		
		

Donington Park National  
Circuit Length = 1.9791 miles

**These results are provisional until the conclusion of any judicial and technical matters.**

Clerk of Course :		Timekeeper :
-------------------	--	--------------

# The Tag Heuer World Sportscar Masters - Part 1

## RACE 2 - CLASSIFICATION

POS	NO	CL	NAME	ENTRY	LAPS	TIME	GAP	DIFF	MPH	BEST	ON
1	14	Rod	<b>BRYANT O/BRYANT G</b>	Lola T70 Mk3b	23	30:00.650			91.00	1:09.814	21
2	2	Rod	<b>WILLS/TWYMAN</b>	McLaren M1C	23	30:06.380	5.730	5.730	90.71	1:10.794	17
3	22	Markc	<b>David GATHERCOLE</b>	Coldwell C14	23	30:15.358	14.708	8.978	90.26	1:11.380	13
4	81	Rod	<b>BEIGHTON/FINNEMORE</b>	Lola T70 Mk3b	23	30:20.894	20.244	5.536	89.99	1:11.839	16
5	21	Rod	<b>Steve TANDY</b>	Lola T70 Mk3b (C)	23	30:28.377	27.727	7.483	89.62	1:11.846	16
6	40	Markc	<b>CROWSON/EVANS</b>	Abarth Osella PA1	23	30:47.163	46.513	18.786	88.71	1:13.431	14
7	77	Rod	<b>Justin MAEERS</b>	Lola T70 Mk3b (C)	23	30:47.456	46.806	0.293	88.69	1:14.512	21
8	51	Sif	<b>Tim COUSINS</b>	Chevron B23	23	31:00.346	59.696	12.890	88.08	1:14.462	16
9	89	Sif	<b>BENEDINI E/BENEDINI G</b>	Chevron B16 (C)	23	31:13.833	1:13.183	13.487	87.45	1:15.384	20
10	25	Sif	<b>Roberto FARNETI</b>	Chevron B16 (C)	23	31:14.939	1:14.289	1.106	87.39	1:16.024	12
11	15	Hulm	<b>Adrian NEWEY</b>	Ford GT40	23	31:18.221	1:17.571	3.282	87.24	1:16.640	12
12	72	Sif	<b>Jamie BOOT</b>	Chevron B16 (C)	22	30:05.258	1 lap	1 lap	86.82	1:16.627	16
13	16	Hulm	<b>CHILES/CHILES Jr</b>	Hamill SR3	22	30:07.209	1 lap	1.951	86.73	1:16.543	15
14	20	Rod	<b>Chris BALL</b>	Ford GT40	22	30:50.603	1 lap	43.394	84.69	1:19.724	21
15	74	Pesc	<b>HOWELLS P/HOWELLS G</b>	Porsche 911 RSR	22	30:54.254	1 lap	3.651	84.53	1:19.374	12
16	37	Sif	<b>CASEY/CATON</b>	Chevron B16	22	30:56.421	1 lap	2.167	84.43	1:19.608	22
NOT CLASSIFIED											
DNF	11	Sif	<b>Mike WRIGLEY</b>	Chevron B16	14	19:45.219	9 laps	8 laps	84.15	1:15.406	12
DNF	12	Pesc	<b>HALLFORD/CRUDGINGTON</b>	Chevrolet Corvette	12	19:03.872	11 laps	2 laps	74.74	1:21.194	11
DNF	85	Sif	<b>Andrew MIDDLETON</b>	Taydec Mk3	3	3:54.835	20 laps	9 laps	91.01	1:15.619	3
FASTEST LAP											
14	Rod	<b>BRYANT O/BRYANT G</b>	Lola T70 Mk3b	21	1:09.814		102.05 mph		164.23 kph		
22	Markc	<b>David GATHERCOLE</b>	Coldwell C14	13	1:11.380		99.81 mph		160.63 kph		
51	Sif	<b>Tim COUSINS</b>	Chevron B23	16	1:14.462		95.68 mph		153.98 kph		
16	Hulm	<b>CHILES/CHILES Jr</b>	Hamill SR3	15	1:16.543		93.08 mph		149.79 kph		
74	Pesc	<b>HOWELLS P/HOWELLS G</b>	Porsche 911 RSR	12	1:19.374		89.76 mph		144.45 kph		

Weather / Track : Sunny / Dry

These results are provisional until the conclusion of any judicial and technical matters.

Donington Park National  
Circuit Length = 1.9791 miles  
Start: 10:15 End: 10:47

Clerk of Course :	Timekeeper :
-------------------	--------------

# The Tag Heuer World Sportscar Masters - Part 1

## RACE 2 - LAP CHART

Lap 1			Lap 2			Lap 3			Lap 4			Lap 5		
No	Behind	Laptime	No	Behind	Laptime	No	Behind	Laptime	No	Behind	Laptime	No	Behind	Laptime
14		1:15.412	14		1:12.609	14		1:11.704	14		1:11.904	14		1:14.414
2	0.461	1:15.873	2	1.028	1:13.176	2	1.920	1:12.596	2	1.941	1:11.925	2	0.287	1:12.760
81	2.327	1:17.739	22	2.471	1:12.448	22	2.878	1:12.111	22	3.442	1:12.468	22	1.953	1:12.925
22	2.632	1:18.044	81	3.417	1:13.699	81	4.638	1:12.925	81	5.285	1:12.551	81	4.580	1:13.709
40	4.869	1:20.281	40	7.651	1:15.391	40	11.382	1:15.435	40	14.372	1:14.894	40	16.672	1:16.714
77	6.795	1:22.207	77	9.555	1:15.369	77	14.181	1:16.330	77	20.736	1:18.459	77	24.491	1:18.169
85	7.356	1:22.768	85	11.195	1:16.448	85	15.110	1:15.619	51	22.424	1:18.138	51	24.859	1:16.849
89	8.018	1:23.430	89	11.804	1:16.395	89	15.646	1:15.546	11	25.206	1:17.829	11	28.499	1:17.707
51	8.176	1:23.588	51	12.552	1:16.985	51	16.190	1:15.342	25	26.505	1:19.493	25	31.051	1:18.960
25	8.803	1:24.215	25	13.855	1:17.661	25	18.916	1:16.765	15	27.668	1:18.768	15	31.441	1:18.187
11	9.340	1:24.752	11	14.656	1:17.925	11	19.281	1:16.329	72	30.253	1:20.522	72	36.755	1:20.916
15	9.574	1:24.986	15	15.326	1:18.361	15	20.804	1:17.182	16	33.653	1:19.830	21	38.107	1:15.737
72	10.381	1:25.793	72	16.054	1:18.282	72	21.635	1:17.285	21	36.784	1:13.855	16	38.867	1:19.628
16	11.884	1:27.296	16	18.750	1:19.475	16	25.727	1:18.681	20	41.499	1:21.994	89	48.442	1:17.561
20	14.202	1:29.614	20	22.749	1:21.156	20	31.409	1:20.364	89	45.295	1:41.553	20	49.384	1:22.299
74	16.046	1:31.458	74	25.195	1:21.758	74	34.386	1:20.895	74	45.914	1:23.432	74	53.545	1:22.045
37	18.349	1:33.761	12	1 LAP	2:57.215	21	34.833	1:13.756	37	57.125	1:24.185	37	1:06.017	1:23.306
21	31.466	1:46.878	37	30.251	1:24.511	37	44.844	1:26.297	12	1 LAP	1:24.120	12	1 LAP	1:22.874
			21	32.781	1:13.924	12	1 LAP	1:28.758						

Weather / Track : Sunny / Dry

Donington Park National  
 Circuit Length = 1.9791 miles  
 Start: 10:15 End: 10:47

# The Tag Heuer World Sportscar Masters - Part 1

## RACE 2 - LAP CHART

Lap 6			Lap 7			Lap 8			Lap 9			Lap 10		
No	Behind	Laptime	No	Behind	Laptime	No	Behind	Laptime	No	Behind	Laptime	No	Behind	Laptime
2		1:12.282	2		1:21.317	2		1:44.417	2		1:25.593	2		1:31.997
14	1.328	1:13.897	14	1.337	1:21.326	14	9.532	1:52.612	14	5.782	1:21.843	14	1.584	1:27.799
22	1.556	1:12.172	22	2.007	1:21.768	22	9.791	1:52.201	22	6.806	1:22.608	22	1.659	1:26.850
81	4.285	1:12.274	81	7.949	1:24.981	81	10.900	1:47.368	81	8.490	1:23.183	81	2.172	1:25.679
40	1:04.922	2:00.819	40	1:28.691	1:45.086	40	1:10.038	1:25.764	40	1:17.516	1:33.071	40	1:04.577	1:19.058
77	1:05.527	1:53.605	77	1:29.197	1:44.987	77	1:10.517	1:25.737	77	1:18.150	1:33.226	77	1:05.771	1:19.618
51	1:06.191	1:53.901	51	1:29.821	1:44.947	51	1:10.801	1:25.397	51	1:19.320	1:34.112	51	1:07.175	1:19.852
11	1:06.898	1:50.968	11	1:30.832	1:45.251	11	1:11.450	1:25.035	11	1:20.130	1:34.273	11	1:07.993	1:19.860
25	1:07.824	1:49.342	25	1:30.970	1:44.463	25	1:11.893	1:25.340	25	1:20.435	1:34.135	25	1:08.921	1:20.483
15	1:08.626	1:49.754	15	1:31.817	1:44.508	15	1:12.723	1:25.323	15	1:21.237	1:34.107	15	1:09.934	1:20.694
72	1:09.306	1:45.120	72	1:32.733	1:44.744	72	1:13.263	1:24.947	72	1:22.186	1:34.516	72	1:11.725	1:21.536
21	1:10.387	1:44.849	21	1:33.357	1:44.287	21	1:13.830	1:24.890	21	1:24.481	1:36.244	21	1:12.257	1:19.773
16	1:11.393	1:45.095	16	1:36.912	1:46.836	16	1:15.728	1:23.233	16	1:26.466	1:36.331	16	1:14.495	1:20.026
89	1:11.784	1:35.911	89	1:37.409	1:46.942	89	1:19.489	1:26.497	89	1:26.898	1:33.002	89	1:15.058	1:20.157
20	1:12.321	1:35.506	20	1:37.827	1:46.823	20	1:20.942	1:27.532	20	1:27.538	1:32.189	20	1:16.857	1:21.316
74	1:13.127	1:32.151	74	1:38.929	1:47.119	74	1:23.175	1:28.663	74	1:28.176	1:30.594	74	1:19.259	1:23.080
37	1:20.145	1:26.697	37	1:41.290	1:42.462	37	1:24.246	1:27.373	37	1:30.277	1:31.624	37	1:22.988	1:24.708
12	1 LAP	1:26.730	12	1 LAP	1:44.344	12	1 LAP	1:25.238	12	1 LAP	1:31.698	12	1 LAP	1:25.367

Weather / Track : Sunny / Dry

Donington Park National  
Circuit Length = 1.9791 miles  
Start: 10:15 End: 10:47

# The Tag Heuer World Sportscar Masters - Part 1

## RACE 2 - LAP CHART

Lap 11			Lap 12			Lap 13			Lap 14			Lap 15		
No	Behind	Laptime	No	Behind	Laptime	No	Behind	Laptime	No	Behind	Laptime	No	Behind	Laptime
2		2:22.341	2		1:12.154	14		1:11.806	2		1:11.074	2		1:11.767
14	0.370	2:21.127	14	0.268	1:12.052	2	0.075	1:12.149	14	0.462	1:11.611	14	0.474	1:11.779
22	0.609	2:21.291	22	1.435	1:12.980	22	0.741	1:11.380	22	1.821	1:12.229	22	2.172	1:12.118
81	1.121	2:21.290	81	2.120	1:13.153	81	2.129	1:12.083	81	3.344	1:12.364	81	3.511	1:11.934
40	2.296	1:20.060	40	4.332	1:14.190	40	6.317	1:14.059	40	8.599	1:13.431	40	11.268	1:14.436
77	2.710	1:19.280	77	6.548	1:15.992	77	9.740	1:15.266	77	13.302	1:14.711	21	16.319	1:12.884
51	3.792	1:18.958	51	7.146	1:15.508	11	11.913	1:16.414	21	15.202	1:13.507	77	17.454	1:15.919
11	4.321	1:18.669	11	7.573	1:15.406	51	12.661	1:17.589	51	16.939	1:15.427	51	20.196	1:15.024
25	5.327	1:18.747	25	9.197	1:16.024	21	12.844	1:14.350	25	19.553	1:16.227	25	24.845	1:17.059
15	6.021	1:18.428	15	10.507	1:16.640	25	14.475	1:17.352	15	21.445	1:17.235	15	26.612	1:16.934
72	9.815	1:20.431	21	10.568	1:12.650	15	15.359	1:16.926	11	25.565	1:24.801 P	89	30.000	1:15.419
21	10.072	1:20.156	72	15.150	1:17.489	72	20.392	1:17.316	89	26.348	1:16.739	16	32.250	1:16.543
16	11.056	1:18.902	16	15.674	1:16.772	89	20.758	1:16.745	16	27.474	1:17.263	72	33.746	1:17.285
89	11.610	1:18.893	89	16.087	1:16.631	16	21.360	1:17.760	72	28.228	1:18.985	20	51.758	1:21.567
20	15.184	1:20.668	20	23.135	1:20.105	20	31.359	1:20.298	20	41.958	1:21.748	74	53.503	1:20.094
74	19.121	1:22.203	74	26.341	1:19.374	74	36.049	1:21.782	74	45.176	1:20.276	37	56.571	1:20.095
37	22.866	1:22.219	37	31.323	1:20.611	37	39.139	1:19.890	37	48.243	1:20.253			
12	1 LAP	1:23.809	12	1 LAP	1:21.194	12	1 LAP	1:32.525 P						

Weather / Track : Sunny / Dry

Donington Park National  
Circuit Length = 1.9791 miles  
Start: 10:15 End: 10:47

# The Tag Heuer World Sportscar Masters - Part 1

## RACE 2 - LAP CHART

Lap 16			Lap 17			Lap 18			Lap 19			Lap 20		
No	Behind	Laptime	No	Behind	Laptime	No	Behind	Laptime	No	Behind	Laptime	No	Behind	Laptime
2		1:11.074	2		1:10.794	2		1:11.963	2		1:12.249	14		1:11.066
14	0.354	1:10.954	14	0.237	1:10.677	14	0.803	1:12.529	14	0.324	1:11.770	2	0.824	1:12.214
22	3.562	1:12.464	22	4.708	1:11.940	74	1 LAP	1:21.202	22	6.242	1:13.250	22	6.968	1:12.116
81	4.276	1:11.839	81	6.004	1:12.522	22	5.241	1:12.496	81	8.523	1:13.224	81	10.326	1:13.193
40	15.311	1:15.117	21	19.106	1:12.809	37	1 LAP	1:22.875	20	1 LAP	1:22.624	20	1 LAP	1:20.966
21	17.091	1:11.846	40	21.350	1:16.833	81	7.548	1:13.507	74	1 LAP	1:20.929	74	1 LAP	1:21.600
77	21.264	1:14.884	77	25.525	1:15.055	21	19.427	1:12.284	37	1 LAP	1:22.422	21	21.220	1:13.180
51	23.584	1:14.462	51	28.861	1:16.071	40	24.312	1:14.925	21	19.430	1:12.252	37	1 LAP	1:21.987
25	30.611	1:16.840	25	37.099	1:17.282	77	28.579	1:15.017	40	27.290	1:15.227	40	30.779	1:14.879
15	32.370	1:16.832	15	39.061	1:17.485	51	32.824	1:15.926	77	30.856	1:14.526	77	34.109	1:14.643
89	35.119	1:16.193	89	40.392	1:16.067	25	42.067	1:16.931	51	36.301	1:15.726	51	41.098	1:16.187
16	37.859	1:16.683	16	45.133	1:18.068	15	44.725	1:17.627	25	47.163	1:17.345	25	53.019	1:17.246
72	39.299	1:16.627	72	45.377	1:16.872	89	45.284	1:16.855	89	49.432	1:16.397	89	53.426	1:15.384
20	1:00.494	1:19.810	20	1:10.312	1:20.612	16	50.211	1:17.041	15	51.057	1:18.581	15	56.695	1:17.028
74	1:02.947	1:20.518				72	50.781	1:17.367	72	56.049	1:17.517	72	1:01.532	1:16.873
37	1:05.695	1:20.198							16	57.187	1:19.225	16	1:02.740	1:16.943

Weather / Track : Sunny / Dry

Donington Park National  
 Circuit Length = 1.9791 miles  
 Start: 10:15 End: 10:47

**The Tag Heuer World Sportscar Masters - Part 1**  
**RACE 2 - LAP CHART**


Lap 21			Lap 22			Lap 23		
No	Behind	Laptime	No	Behind	Laptime	No	Behind	Laptime
14		1:09.814	14		1:10.778	14		1:11.167
2	2.373	1:11.363	16	1 LAP	1:18.794	72	1 LAP	1:17.895
22	10.427	1:13.273	2	3.651	1:12.056	2	5.730	1:13.246
81	15.905	1:15.393	22	12.335	1:12.686	16	1 LAP	1:16.784
21	25.088	1:13.682	81	18.843	1:13.716	22	14.708	1:13.540
20	1 LAP	1:21.600	21	26.530	1:12.220	81	20.244	1:12.568
74	1 LAP	1:21.517	20	1 LAP	1:19.724	21	27.727	1:12.364
37	1 LAP	1:19.679	40	41.154	1:15.174	40	46.513	1:16.526
40	36.758	1:15.793	74	1 LAP	1:21.234	77	46.806	1:14.929
77	38.807	1:14.512	77	43.044	1:15.015	20	1 LAP	1:22.088
51	48.088	1:16.804	37	1 LAP	1:21.660	74	1 LAP	1:22.330
25	1:01.563	1:18.358	51	54.153	1:16.843	37	1 LAP	1:19.608
89	1:02.360	1:18.748	25	1:07.263	1:16.478	51	59.696	1:16.710
15	1:03.790	1:16.909	89	1:08.057	1:16.475	89	1:13.183	1:16.293
72	1:08.658	1:16.940	15	1:10.798	1:17.786	25	1:14.289	1:18.193
						15	1:17.571	1:17.940

Weather / Track : Sunny / Dry

Donington Park National  
 Circuit Length = 1.9791 miles  
 Start: 10:15 End: 10:47

# The Tag Heuer World Sportscar Masters - Part 2

## RACE 11 - GRID

ROW 10	85   Andrew MIDDLETON	
ROW 9	11   Mike WRIGLEY	12   HALLFORD/CRUDGINGTON
ROW 8	74   HOWELLS P/HOWELLS G	37   CASEY/CATON
ROW 7	16   CHILES/CHILES Jr	20   Chris BALL
ROW 6	15   Adrian NEWHEY	72   Jamie BOOT
ROW 5	89   BENEDINI E/BENEDINI G	25   Roberto FARNETI
ROW 4	77   Justin MAEERS	51   Tim COUSINS
ROW 3	21   Steve TANDY	40   CROWSON/EVANS
ROW 2	22   David GATHERCOLE	81   BEIGHTON/FINNEMORE
ROW 1	14   BRYANT O/BRYANT G	2   WILLS/TWYMAN
<b>Pole</b>		
		

Donington Park National  
Circuit Length = 1.9791 miles

**These results are provisional until the conclusion of any judicial and technical matters.**

Clerk of Course :		Timekeeper :
-------------------	--	--------------

# The Tag Heuer World Sportscar Masters - Part 2

## RACE 11 - CLASSIFICATION

POS	NO	CL	NAME	ENTRY	LAPS	TIME	GAP	DIFF	MPH	BEST	ON
1	14	Rod	<b>BRYANT O/BRYANT G</b>	Lola T70 Mk3b	24	30:49.921			92.43	1:14.154	16
2	22	Markc	<b>David GATHERCOLE</b>	Coldwell C14	24	31:23.558	<b>33.637</b>	33.637	90.78	1:13.343	17
3	21	Rod	<b>Steve TANDY</b>	Lola T70 Mk3b (C)	24	31:41.153	<b>51.232</b>	17.595	89.94	1:13.160	17
4	81	Rod	<b>BEIGHTON/FINEMORE</b>	Lola T70 Mk3b	24	31:42.089	<b>52.168</b>	0.936	89.89	1:16.182	15
5	16	Hulm	<b>CHILES/CHILES Jr</b>	Hamill SR3	23	31:36.252	<b>1 lap</b>	1 lap	86.41	1:19.421	17
6	15	Hulm	<b>Adrian NEWEY</b>	Ford GT40	23	31:45.581	<b>1 lap</b>	9.329	85.99	1:18.986	16
7	72	Sif	<b>Jamie BOOT</b>	Chevron B16 (C)	23	31:45.641	<b>1 lap</b>	0.060	85.99	1:19.607	16
8	25	Sif	<b>Roberto FARNETI</b>	Chevron B16 (C)	23	31:47.437	<b>1 lap</b>	1.796	85.90	1:19.102	15
9	77	Rod	<b>Justin MAEERS</b>	Lola T70 Mk3b (C)	23	31:52.528	<b>1 lap</b>	5.091	85.68	1:19.712	14
10	51	Sif	<b>Tim COUSINS</b>	Chevron B23	22	31:10.477	<b>2 laps</b>	1 lap	83.79	1:19.635	3
11	12	Pesc	<b>HALLFORD/CRUDGINGTON</b>	Chevrolet Corvette	22	31:38.874	<b>2 laps</b>	28.397	82.54	1:23.401	11
12	37	Sif	<b>CASEY/CATON</b>	Chevron B16	21	31:21.298	<b>3 laps</b>	1 lap	79.52	1:23.893	3
13	74	Pesc	<b>HOWELLS P/HOWELLS G</b>	Porsche 911 RSR	20	30:56.490	<b>4 laps</b>	1 lap	76.75	1:28.269	3

### NOT CLASSIFIED

DNF	85	Sif	<b>Andrew MIDDLETON</b>	Taydec Mk3	22	30:47.817	<b>2 laps</b>	0.000	84.82	1:18.435	14
DNF	89	Sif	<b>BENEDINI E/BENEDINI G</b>	Chevron B16 (C)	14	19:24.700	<b>10 laps</b>	8 laps	85.64	1:19.650	3
DNF	40	Markc	<b>CROWSON / EVANS</b>	Abarth Osella PA1	7	9:21.568	<b>17 laps</b>	7 laps	88.80	1:14.907	4
DNF	2	Rod	<b>WILLS/TWYMAN</b>	McLaren M1C	1	1:19.297	<b>23 laps</b>	6 laps	89.84		

### FASTEST LAP

21	Rod	<b>Steve TANDY</b>	Lola T70 Mk3b (C)	17	1:13.160	97.38 mph	156.72 kph
22	Markc	<b>David GATHERCOLE</b>	Coldwell C14	17	1:13.343	97.14 mph	156.33 kph
85	Sif	<b>Andrew MIDDLETON</b>	Taydec Mk3	14	1:18.435	90.83 mph	146.18 kph
15	Hulm	<b>Adrian NEWEY</b>	Ford GT40	16	1:18.986	90.20 mph	145.16 kph
12	Pesc	<b>HALLFORD/CRUDGINGTON</b>	Chevrolet Corvette	11	1:23.401	85.42 mph	137.48 kph

Weather / Track : Cloudy / Damp

These results are provisional until the conclusion of any judicial and technical matters.

Donington Park National  
Circuit Length = 1.9791 miles  
Start: 12:51 End: 13:23

Clerk of Course :	Timekeeper :
-------------------	--------------

# The Tag Heuer World Sportscar Masters - Part 2

## RACE 11 - LAP CHART

Lap 1			Lap 2			Lap 3			Lap 4			Lap 5		
No	Behind	Laptime	No	Behind	Laptime	No	Behind	Laptime	No	Behind	Laptime	No	Behind	Laptime
14		1:15.251	14		1:14.267	14		1:14.740	14		1:14.584	14		1:17.629
22	2.579	1:17.830	22	3.442	1:15.130	40	4.769	1:15.455	40	5.092	1:14.907	40	7.350	1:19.887
40	2.840	1:18.091	40	4.054	1:15.481	22	5.580	1:16.878	22	5.997	1:15.001	22	7.647	1:19.279
81	3.592	1:18.843	21	7.061	1:17.160	21	8.439	1:16.118	21	9.051	1:15.196	21	10.478	1:19.056
2	4.046	1:19.297	81	9.835	1:20.510	81	11.985	1:16.890	81	13.790	1:16.389	81	16.938	1:20.777
21	4.168	1:19.419	77	12.999	1:20.011	77	19.149	1:20.890	77	25.727	1:21.162	77	34.384	1:26.286
77	7.255	1:22.506	51	14.945	1:21.104	51	19.840	1:19.635	51	26.211	1:20.955	89	35.338	1:26.188
51	8.108	1:23.359	89	15.579	1:20.574	89	20.489	1:19.650	89	26.779	1:20.874	25	39.051	1:29.292
25	8.585	1:23.836	25	15.778	1:21.460	25	21.049	1:20.011	25	27.388	1:20.923	16	39.371	1:27.626
89	9.272	1:24.523	15	16.327	1:20.525	15	23.306	1:21.719	15	28.623	1:19.901	15	40.321	1:29.327
15	10.069	1:25.320	72	16.715	1:20.538	16	24.030	1:21.221	16	29.374	1:19.928	85	40.749	1:28.218
72	10.444	1:25.695	16	17.549	1:20.360	72	24.129	1:22.154	85	30.160	1:19.963	72	41.281	1:28.109
16	11.456	1:26.707	85	19.915	1:20.473	85	24.781	1:19.606	72	30.801	1:21.256	51	57.789	1:49.207
85	13.709	1:28.960	37	25.872	1:24.925	37	35.025	1:23.893	37	44.474	1:24.033	12	1:02.496	1:31.790
37	15.214	1:30.465	12	29.089	1:24.868	12	38.286	1:23.937	12	48.335	1:24.633	37	1:19.116	1:52.271
12	18.488	1:33.739	74	34.145	1:28.494	74	47.674	1:28.269	74	1:01.536	1:28.446			
74	19.918	1:35.169												

Weather / Track : Cloudy / Damp

Donington Park National  
 Circuit Length = 1.9791 miles  
 Start: 12:51 End: 13:23

# The Tag Heuer World Sportscar Masters - Part 2

## RACE 11 - LAP CHART

Lap 6			Lap 7			Lap 8			Lap 9			Lap 10		
No	Behind	Laptime	No	Behind	Laptime	No	Behind	Laptime	No	Behind	Laptime	No	Behind	Laptime
14		1:21.250	14		1:21.289	14		1:20.818	14		1:19.201	14		1:17.930
22	8.060	1:21.663	22	9.231	1:22.460	22	10.539	1:22.126	12	1 LAP	1:26.873	51	1 LAP	1:25.986
74	1 LAP	1:46.589	37	1 LAP	1:34.926	21	14.407	1:21.777	22	10.605	1:19.267	12	1 LAP	1:25.410
21	12.049	1:22.821	21	13.448	1:22.688	81	23.494	1:22.057	21	13.744	1:18.538	22	11.845	1:19.170
40	12.874	1:26.774	81	22.255	1:24.416	37	1 LAP	1:33.822	81	25.565	1:21.272	21	12.702	1:16.888
81	19.128	1:23.440	40	22.558	1:30.973 P	74	1 LAP	1:34.247	37	1 LAP	1:32.505	81	26.508	1:18.873
89	40.707	1:26.619	74	1 LAP	1:37.504	89	51.264	1:26.210	74	1 LAP	1:32.026	37	1 LAP	1:30.256
77	41.023	1:27.889	89	45.872	1:26.454	77	53.561	1:26.729	89	56.982	1:24.919	89	1:00.573	1:21.521
16	45.307	1:27.186	77	47.650	1:27.916	16	54.723	1:25.261	77	58.735	1:24.375	77	1:04.708	1:23.903
15	47.175	1:28.104	16	50.280	1:26.262	15	55.789	1:25.186	16	59.118	1:23.596	16	1:04.774	1:23.586
25	48.064	1:30.263	15	51.421	1:25.535	72	56.394	1:24.258	15	59.899	1:23.311	72	1:05.570	1:23.112
72	48.425	1:28.394	72	52.954	1:25.818	85	59.217	1:24.349	72	1:00.388	1:23.195	15	1:06.015	1:24.046
85	48.886	1:29.387	25	54.620	1:27.845	25	59.656	1:25.854	85	1:03.175	1:23.159	85	1:06.766	1:21.521
51	1:04.753	1:28.214	85	55.686	1:28.089	51	1:19.063	1:27.374	25	1:04.365	1:23.910	25	1:08.341	1:21.906
12	1:10.502	1:29.256	51	1:12.507	1:29.043							74	1 LAP	1:36.404
			12	1:16.477	1:27.264									

Weather / Track : Cloudy / Damp

Donington Park National  
 Circuit Length = 1.9791 miles  
 Start: 12:51 End: 13:23

# The Tag Heuer World Sportscar Masters - Part 2

## RACE 11 - LAP CHART

Lap 11			Lap 12			Lap 13			Lap 14			Lap 15		
No	Behind	Laptime	No	Behind	Laptime	No	Behind	Laptime	No	Behind	Laptime	No	Behind	Laptime
14		1:16.586	14		1:15.887	14		1:17.550	14		1:16.426	14		1:15.500
22	13.130	1:17.871	74	2 LAPS	1:32.252	15	1 LAP	1:22.801	77	1 LAP	1:20.918	77	1 LAP	1:19.712
21	14.427	1:18.311	22	12.113	1:14.870	25	1 LAP	1:22.445	85	1 LAP	1:19.944	89	1 LAP	1:26.200 P
51	1 LAP	1:25.714	21	12.878	1:14.338	37	2 LAPS	1:32.540	72	1 LAP	1:21.029	85	1 LAP	1:18.435
12	1 LAP	1:28.381	51	1 LAP	1:23.490	22	8.075	1:13.512	16	1 LAP	1:22.799	22	6.733	1:15.928
81	26.990	1:17.068	81	28.563	1:17.460	21	9.148	1:13.820	15	1 LAP	1:21.752	72	1 LAP	1:19.888
37	1 LAP	1:29.747	12	1 LAP	1:23.401	74	2 LAPS	1:31.971	25	1 LAP	1:21.153	21	8.106	1:15.778
89	1:04.060	1:20.073	89	1:08.051	1:19.878	81	27.975	1:16.962	22	6.305	1:14.656	16	1 LAP	1:19.920
77	1:09.215	1:21.093	77	1:14.035	1:20.707	51	1 LAP	1:24.412	21	7.828	1:15.106	15	1 LAP	1:20.755
16	1:09.996	1:21.808	16	1:16.002	1:21.893	12	1 LAP	1:25.138	37	2 LAPS	1:29.356	25	1 LAP	1:20.534
72	1:10.357	1:21.373	72	1:16.402	1:21.932	89	1:11.518	1:21.017	81	29.127	1:17.578	37	2 LAPS	1:27.333
15	1:10.986	1:21.557	85	1:17.277	1:21.167				51	1 LAP	1:22.883	81	29.809	1:16.182
85	1:11.997	1:21.817							74	2 LAPS	1:32.038	51	1 LAP	1:22.189
25	1:12.537	1:20.782							12	1 LAP	1:24.353	74	2 LAPS	1:29.723
												12	1 LAP	1:24.124

Weather / Track : Cloudy / Damp

Donington Park National  
 Circuit Length = 1.9791 miles  
 Start: 12:51 End: 13:23

# The Tag Heuer World Sportscar Masters - Part 2

## RACE 11 - LAP CHART

Lap 16			Lap 17			Lap 18			Lap 19			Lap 20		
No	Behind	Laptime	No	Behind	Laptime	No	Behind	Laptime	No	Behind	Laptime	No	Behind	Laptime
14		1:14.154	14		1:14.478	14		1:14.726	14		1:14.497	14		1:16.275
22	8.086	1:15.507	22	6.951	1:13.343	21	6.915	1:14.432	12	2 LAPS	1:24.603	21	16.742	1:16.851
21	8.527	1:14.575	21	7.209	1:13.160	74	3 LAPS	1:33.318	21	16.166	1:23.748	12	2 LAPS	1:26.106
85	1 LAP	1:20.196	85	1 LAP	1:20.066	22	23.606	1:31.381	22	27.669	1:18.560	22	29.722	1:18.328
77	1 LAP	1:22.833	72	1 LAP	1:19.607	85	1 LAP	1:21.052	16	1 LAP	1:20.055	16	1 LAP	1:20.537
72	1 LAP	1:20.565	16	1 LAP	1:19.464	16	1 LAP	1:19.421	85	1 LAP	1:21.302	85	1 LAP	1:21.989
16	1 LAP	1:19.795	77	1 LAP	1:20.989	72	1 LAP	1:20.892	74	3 LAPS	1:32.541	77	1 LAP	1:21.291
25	1 LAP	1:19.102	25	1 LAP	1:19.349	77	1 LAP	1:20.620	72	1 LAP	1:20.571	72	1 LAP	1:22.614
15	1 LAP	1:20.303	15	1 LAP	1:18.986	15	1 LAP	1:20.297	77	1 LAP	1:20.353	15	1 LAP	1:22.034
81	32.563	1:16.908	81	34.307	1:16.222	25	1 LAP	1:21.207	15	1 LAP	1:20.200	25	1 LAP	1:21.977
37	2 LAPS	1:26.502	37	2 LAPS	1:24.499	81	36.610	1:17.029	25	1 LAP	1:20.665	81	44.990	1:19.590
51	1 LAP	1:20.773	51	1 LAP	1:20.932	37	2 LAPS	1:23.912	81	41.675	1:19.562	74	3 LAPS	1:34.330
12	1 LAP	1:23.862	12	1 LAP	1:24.735	51	1 LAP	1:21.672	37	2 LAPS	1:26.747			
74	2 LAPS	1:28.896							51	1 LAP	1:22.042			

Weather / Track : Cloudy / Damp

Donington Park National  
 Circuit Length = 1.9791 miles  
 Start: 12:51 End: 13:23

# The Tag Heuer World Sportscar Masters - Part 2

## RACE 11 - LAP CHART

Lap 21			Lap 22			Lap 23			Lap 24		
No	Behind	Laptime	No	Behind	Laptime	No	Behind	Laptime	No	Behind	Laptime
14		1:19.978	14		1:17.810	14		1:18.604	14		1:20.491
51	2 LAPS	1:26.568	51	2 LAPS	1:24.495	51	2 LAPS	1:23.696	74	4 LAPS	1:31.472
37	3 LAPS	1:29.709	37	3 LAPS	1:28.904	37	3 LAPS	1:27.829	51	2 LAPS	1:26.734
12	2 LAPS	1:26.348	22	31.064	1:19.074	22	30.586	1:18.126	37	3 LAPS	1:27.124
22	29.800	1:20.056	12	2 LAPS	1:25.566	12	2 LAPS	1:26.405	22	33.637	1:23.542
21	31.128	1:34.364	16	1 LAP	1:21.684	16	1 LAP	1:22.184	16	1 LAP	1:22.977
16	1 LAP	1:21.982	72	1 LAP	1:22.306	81	50.965	1:22.328	12	2 LAPS	1:28.082
85	1 LAP	1:25.217	15	1 LAP	1:22.061	72	1 LAP	1:23.905	21	51.232	1:19.213
72	1 LAP	1:24.279	81	47.241	1:19.951	15	1 LAP	1:24.107	81	52.168	1:21.694
15	1 LAP	1:23.969	25	1 LAP	1:22.640	21	52.510	1:19.362	15	1 LAP	1:23.785
25	1 LAP	1:23.955	21	51.752	1:38.434	25	1 LAP	1:24.249	72	1 LAP	1:24.151
81	45.100	1:20.088	77	1 LAP	1:22.509	77	1 LAP	1:22.087	25	1 LAP	1:24.079
77	1 LAP	1:34.023	85	1 LAP	1:32.155	85	1 LAP	1:40.752 P	77	1 LAP	1:23.726
74	3 LAPS	1:31.066	74	3 LAPS	1:31.735						

**The SUNOCO Cup for Over 2-litre Pre-66 Touring Cars**  
**QUALIFYING - RACE 8 - CLASSIFICATION**

POS	NO	CL	NAME	ENTRY	TIME	ON	LAPS	GAP	DIFF	MPH
1	88	THA1	<b>MINSHAW/HALL</b>	Ford Falcon	<b>1:24.532</b>	12	14			84.28
2	2	THA1	<b>Leo VOYAZIDES</b>	Ford Falcon	<b>1:25.033</b>	4	16	<b>0.501</b>	0.501	83.78
3	14	THA1	<b>BRYANT O/BRYANT G</b>	Plymouth Barracuda	<b>1:25.477</b>	14	15	<b>0.945</b>	0.444	83.35
4	51	THA1	<b>Mike WRIGLEY</b>	Ford Mustang	<b>1:26.603</b>	4	13	<b>2.071</b>	1.126	82.26
5	19	THA1	<b>INGRAM/CHILES Jnr</b>	Ford Mustang	<b>1:26.780</b>	15	16	<b>2.248</b>	0.177	82.10
6	81	THA1	<b>BEIGHTON B/BEIGHTON C</b>	Ford Mustang	<b>1:26.890</b>	9	15	<b>2.358</b>	0.110	81.99
7	69	THA1	<b>WILLS/RADISICH</b>	Mercury Comet Cyclone	<b>1:28.509</b>	2	10	<b>3.977</b>	1.619	80.49
8	39	THA1	<b>HARDING/WHALE</b>	Ford Mustang	<b>1:29.525</b>	6	8	<b>4.993</b>	1.016	79.58
9	35	THA1	<b>Paul CLAYSON</b>	Ford Falcon Sprint	<b>1:31.072</b>	10	16	<b>6.540</b>	1.547	78.23

**Weather / Track : Sunny / Dry**  
**These results are provisional until the conclusion of any judicial and technical matters.**

Donington Park National  
 Circuit Length = 1.9791 miles  
 Start: 13:50 End: 14:21

Clerk of Course :		Timekeeper :
-------------------	--	--------------

# The SUNOCO Cup for Over 2-litre Pre-66 Touring Cars

## QUALIFYING - RACE 8 - LAP ANALYSIS

<b>2</b>	<b>Leo VOYAZIDES</b>		THA1 Ford Falcon				
1 -	1:32.763	+ 7.730	13:54:25.980	9 -	1:25.132	+ 0.099	14:05:50.611
2 -	1:25.214	+ 0.181	13:55:51.194	10 -	1:25.656	+ 0.623	14:07:16.267
3 -	1:27.979	+ 2.946	13:57:19.173	11 -	1:29.275 P	+ 4.242	14:08:45.542
4 -	<b>1:25.033</b>		<b>13:58:44.206</b>	12 -	4:42.189	+ 3:17.156	14:13:27.731
5 -	1:25.321	+ 0.288	14:00:09.527	13 -	1:38.010	+ 12.977	14:15:05.741
6 -	1:25.206	+ 0.173	14:01:34.733	14 -	1:29.666	+ 4.633	14:16:35.407
7 -	1:25.333	+ 0.300	14:03:00.066	15 -	1:25.505	+ 0.472	14:18:00.912
8 -	1:25.413	+ 0.380	14:04:25.479	16 -	1:26.499 P	+ 1.466	14:19:27.411
<b>14</b>	<b>BRYANT O/BRYANT G</b>		THA1 Plymouth Barracuda				
1 -	1:33.345	+ 7.868	13:54:39.586	9 -	1:27.204	+ 1.727	14:10:06.396
2 -	1:31.462	+ 5.985	13:56:11.048	10 -	1:26.952	+ 1.475	14:11:33.348
3 -	1:29.907	+ 4.430	13:57:40.955	11 -	1:26.627	+ 1.150	14:12:59.975
4 -	1:30.799	+ 5.322	13:59:11.754	12 -	1:28.210	+ 2.733	14:14:28.185
5 -	1:34.680 P	+ 9.203	14:00:46.434	13 -	1:26.182	+ 0.705	14:15:54.367
6 -	4:54.593	+ 3:29.116	14:05:41.027	14 -	<b>1:25.477</b>		<b>14:17:19.844</b>
7 -	1:29.388	+ 3.911	14:07:10.415	15 -	1:43.873 P	+ 18.396	14:19:03.717
8 -	1:28.777	+ 3.300	14:08:39.192				
<b>19</b>	<b>INGRAM/CHILES Jnr</b>		THA1 Ford Mustang				
1 -	1:28.887	+ 2.107	13:53:17.418	9 -	1:28.228	+ 1.448	14:08:01.425
2 -	1:28.741	+ 1.961	13:54:46.159	10 -	1:27.854	+ 1.074	14:09:29.279
3 -	1:27.945	+ 1.165	13:56:14.104	11 -	1:27.079	+ 0.299	14:10:56.358
4 -	1:27.275	+ 0.495	13:57:41.379	12 -	1:30.138 P	+ 3.358	14:12:26.496
5 -	1:31.658 P	+ 4.878	13:59:13.037	13 -	3:48.217	+ 2:21.437	14:16:14.713
6 -	4:23.715	+ 2:56.935	14:03:36.752	14 -	1:27.288	+ 0.508	14:17:42.001
7 -	1:29.019	+ 2.239	14:05:05.771	15 -	<b>1:26.780</b>		<b>14:19:08.781</b>
8 -	1:27.426	+ 0.646	14:06:33.197	16 -	1:38.737 P	+ 11.957	14:20:47.518
<b>35</b>	<b>Paul CLAYSON</b>		THA1 Ford Falcon Sprint				
1 -	1:37.131	+ 6.059	13:56:16.939	9 -	1:32.678	+ 1.606	14:09:56.554
2 -	1:34.788	+ 3.716	13:57:51.727	10 -	<b>1:31.072</b>		<b>14:11:27.626</b>
3 -	1:34.161	+ 3.089	13:59:25.888	11 -	1:31.784	+ 0.712	14:12:59.410
4 -	1:33.246	+ 2.174	14:00:59.134	12 -	1:32.554	+ 1.482	14:14:31.964
5 -	1:35.273 P	+ 4.201	14:02:34.407	13 -	1:31.975	+ 0.903	14:16:03.939
6 -	2:43.486	+ 1:12.414	14:05:17.893	14 -	1:31.615	+ 0.543	14:17:35.554
7 -	1:33.028	+ 1.956	14:06:50.921	15 -	1:31.261	+ 0.189	14:19:06.815
8 -	1:32.955	+ 1.883	14:08:23.876	16 -	1:31.425	+ 0.353	14:20:38.240
<b>39</b>	<b>HARDING/WHALE</b>		THA1 Ford Mustang				
1 -	1:37.058	+ 7.533	13:54:23.869	5 -	2:59.767	+ 1:30.242	14:04:47.356
2 -	1:38.252 P	+ 8.727	13:56:02.121	6 -	<b>1:29.525</b>		<b>14:06:16.881</b>
3 -	2:33.523 P	+ 1:03.998	13:58:35.644	7 -	1:39.322	+ 9.797	14:07:56.203
4 -	3:11.945	+ 1:42.420	14:01:47.589	8 -	1:47.662 P	+ 18.137	14:09:43.865
<b>51</b>	<b>Mike WRIGLEY</b>		THA1 Ford Mustang				
1 -	1:29.013	+ 2.410	13:59:20.915	8 -	1:31.423	+ 4.820	14:13:22.613
2 -	1:27.227	+ 0.624	14:00:48.142	9 -	1:29.113	+ 2.510	14:14:51.726
3 -	1:26.839	+ 0.236	14:02:14.981	10 -	1:27.800	+ 1.197	14:16:19.526
4 -	<b>1:26.603</b>		<b>14:03:41.584</b>	11 -	1:27.775	+ 1.172	14:17:47.301
5 -	1:26.869	+ 0.266	14:05:08.453	12 -	1:30.227	+ 3.624	14:19:17.528
6 -	1:28.635 P	+ 2.032	14:06:37.088	13 -	1:26.853	+ 0.250	14:20:44.381
7 -	5:14.102	+ 3:47.499	14:11:51.190				
<b>69</b>	<b>WILLS/RADISICH</b>		THA1 Mercury Comet Cyclone				
1 -	1:28.771	+ 0.262	14:02:03.645	6 -	1:30.465	+ 1.956	14:13:46.180
2 -	<b>1:28.509</b>		<b>14:03:32.154</b>	7 -	1:30.639	+ 2.130	14:15:16.819
3 -	1:28.593	+ 0.084	14:05:00.747	8 -	1:30.730	+ 2.221	14:16:47.549
4 -	1:31.503 P	+ 2.994	14:06:32.250	9 -	1:29.751	+ 1.242	14:18:17.300
5 -	5:43.465	+ 4:14.956	14:12:15.715	10 -	1:33.726 P	+ 5.217	14:19:51.026

Weather / Track : Sunny / Dry

Donington Park National  
Circuit Length = 1.9791 miles  
Start: 13:50 End: 14:21

The SUNOCO Cup for Over 2-litre Pre-66 Touring Cars  
**QUALIFYING - RACE 8 - LAP ANALYSIS**


<b>81</b>		<b>BEIGHTON B/BEIGHTON C</b>		THA1 Ford Mustang		
1 -	1:31.196	+ 4.306	13:58:57.084	<b>9 -</b>	<b>1:26.890</b>	<b>14:12:03.557</b>
2 -	1:31.679	+ 4.789	14:00:28.763	10 -	1:27.104	+ 0.214
3 -	1:30.045	+ 3.155	14:01:58.808	11 -	1:27.117	+ 0.227
4 -	1:29.255	+ 2.365	14:03:28.063	12 -	1:28.351	+ 1.461
5 -	1:29.888	+ 2.998	14:04:57.951	13 -	1:27.786	+ 0.896
6 -	1:30.758 P	+ 3.868	14:06:28.709	14 -	1:27.833	+ 0.943
7 -	2:40.255	+ 1:13.365	14:09:08.964	15 -	1:27.431	+ 0.541
8 -	1:27.703	+ 0.813	14:10:36.667			
<b>88</b>		<b>MINSHAW/HALL</b>		THA1 Ford Falcon		
1 -	1:27.308	+ 2.776	13:54:14.842	<b>8 -</b>	1:34.758 P	+ 10.226
2 -	1:26.240	+ 1.708	13:55:41.082	9 -	3:32.121	+ 2:07.589
3 -	1:25.949	+ 1.417	13:57:07.031	10 -	1:25.883	+ 1.351
4 -	1:25.959	+ 1.427	13:58:32.990	11 -	1:26.274	+ 1.742
5 -	1:37.229 P	+ 12.697	14:00:10.219	12 -	<b>1:24.532</b>	
6 -	6:43.777	+ 5:19.245	14:06:53.996	13 -	1:25.162	+ 0.630
7 -	1:31.937	+ 7.405	14:08:25.933	14 -	1:34.332	+ 9.800

Weather / Track : Sunny / Dry

Donington Park National  
 Circuit Length = 1.9791 miles  
 Start: 13:50 End: 14:21

# The SUNOCO Cup for Over 2-litre Pre-66 Touring Cars

## RACE 8 - GRID

ROW 5	1:31.072 35 Paul CLAYSON	
ROW 4	1:28.509 69 WILLS/RADISICH	1:29.525 39 HARDING/WHALE
ROW 3	1:26.780 19 INGRAM/CHILES Jnr	1:26.890 81 BEIGHTON B/BEIGHTON C
ROW 2	1:25.477 14 BRYANT O/BRYANT G	1:26.603 51 Mike WRIGLEY
ROW 1	1:24.532 88 MINSHAW/HALL	1:25.033 2 Leo VOYAZIDES
<b>Pole</b>		
		

Donington Park National  
Circuit Length = 1.9791 miles

**These results are provisional until the conclusion of any judicial and technical matters.**

Clerk of Course :		Timekeeper :
-------------------	--	--------------

# The SUNOCO Cup for Over 2-litre Pre-66 Touring Cars

## RACE 8 - CLASSIFICATION

POS	NO	CL	NAME	ENTRY	LAPS	TIME	GAP	DIFF	MPH	BEST	ON
1	2	THA1	<b>Leo VOYAZIDES</b>	Ford Falcon Sprint	31	45:23.624			81.09	1:24.558	10
2	69	THA1	<b>WILLS/RADISICH</b>	Mercury Comet Cyclone	31	45:47.029	<b>23.405</b>	23.405	80.40	1:24.686	27
3	88	THA1	<b>MINSHAW/HALL</b>	Ford Falcon Sprint	31	46:22.227	<b>58.603</b>	35.198	79.38	1:24.039	16
4	14	THA1	<b>BRYANT O/BRYANT G</b>	Dodge Dart	31	46:30.679	<b>1:07.055</b>	8.452	79.14	1:25.583	8
5	81	THA1	<b>FINNEMORE / BEIGHTON</b>	Ford Mustang	31	46:31.748	<b>1:08.124</b>	1.069	79.11	1:25.093	8
6	35	THA1	<b>Paul CLAYSON</b>	Ford Falcon Sprint	29	46:24.254	<b>2 laps</b>	2 laps	74.20	1:32.152	20
7	19	THA1	<b>INGRAM/CHILES Snr</b>	Ford Mustang	28	46:00.968	<b>3 laps</b>	1 lap	72.25	1:26.470	22
NOT CLASSIFIED											
DNC	51	THA1	<b>WRIGLEY / HANSON</b>	Ford Mustang	12	17:26.691	<b>19 laps</b>	16 laps	81.68	1:26.042	7
DNC	39	THA1	<b>HARDING/WHALE</b>	Ford Mustang	4	6:01.465	<b>27 laps</b>	8 laps	78.84	1:26.890	2
FASTEST LAP											
88	THA1	<b>MINSHAW/HALL</b>	Ford Falcon Sprint	16	1:24.039			84.77 mph	136.43 kph		

Weather / Track : Bright / Dry  
 These results are provisional until the conclusion of any judicial and technical matters.

Donington Park National  
 Circuit Length = 1.9791 miles  
 Start: 09:29 End: 10:16

Clerk of Course :		Timekeeper :
-------------------	--	--------------

# The SUNOCO Cup for Over 2-litre Pre-66 Touring Cars

## RACE 8 - LAP CHART

Lap 1			Lap 2			Lap 3			Lap 4			Lap 5		
No	Behind	Laptime	No	Behind	Laptime	No	Behind	Laptime	No	Behind	Laptime	No	Behind	Laptime
2		1:27.031	2		1:24.883	2		1:24.825	2		1:24.848	2		1:24.962
88	1.080	1:28.111	88	0.361	1:24.164	88	4.324	1:28.788 P	14	6.845	1:25.993	14	7.550	1:25.667
14	3.163	1:30.194	14	4.644	1:26.364	14	5.700	1:25.881	51	8.676	1:26.450	81	11.295	1:26.249
51	3.854	1:30.885	51	5.634	1:26.663	51	7.074	1:26.265	69	9.508	1:26.382	51	11.627	1:27.913
69	4.398	1:31.429	69	6.380	1:26.865	69	7.974	1:26.419	81	10.008	1:26.526	69	12.430	1:27.884
81	4.901	1:31.932	81	6.754	1:26.736	81	8.330	1:26.401	19	14.776	1:28.055	19	17.377	1:27.563
39	5.438	1:32.469	39	7.445	1:26.890	39	10.326	1:27.706	39	19.878	1:34.400 P	35	44.362	1:32.280
19	6.219	1:33.250	19	8.973	1:27.637	19	11.569	1:27.421	35	37.044	1:33.178	88	57.851	1:24.154
35	11.236	1:38.267	35	20.105	1:33.752	35	28.714	1:33.434	88	58.659	2:19.183 P			

Weather / Track : Bright / Dry

Donington Park National  
 Circuit Length = 1.9791 miles  
 Start: 09:29 End: 10:16

# The SUNOCO Cup for Over 2-litre Pre-66 Touring Cars

## RACE 8 - LAP CHART

Lap 6			Lap 7			Lap 8			Lap 9			Lap 10		
No	Behind	Laptime	No	Behind	Laptime	No	Behind	Laptime	No	Behind	Laptime	No	Behind	Laptime
2		1:25.351	2		1:25.802	2		1:25.503	2		1:25.247	2		1:24.558
14	7.878	1:25.679	14	7.705	1:25.629	14	7.785	1:25.583	14	8.261	1:25.723	14	9.555	1:25.852
81	12.024	1:26.080	81	11.897	1:25.675	81	11.487	1:25.093	81	11.987	1:25.747	81	13.271	1:25.842
51	12.905	1:26.629	51	13.145	1:26.042	51	13.957	1:26.315	51	15.772	1:27.062	51	17.696	1:26.482
69	13.401	1:26.322	69	13.610	1:26.011	69	14.426	1:26.319	69	15.941	1:26.762	69	17.899	1:26.516
19	20.065	1:28.039	19	22.015	1:27.752	19	24.724	1:28.212	19	27.438	1:27.961	19	30.597	1:27.717
35	52.604	1:33.593	88	55.284	1:24.369	88	54.148	1:24.367	88	53.432	1:24.531	88	53.801	1:24.927
88	56.717	1:24.217	35	1:00.699	1:33.897	35	1:08.762	1:33.566	35	1:16.879	1:33.364			

Weather / Track : Bright / Dry

Donington Park National  
 Circuit Length = 1.9791 miles  
 Start: 09:29 End: 10:16

# The SUNOCO Cup for Over 2-litre Pre-66 Touring Cars

## RACE 8 - LAP CHART

Lap 11			Lap 12			Lap 13			Lap 14			Lap 15		
No	Behind	Laptime	No	Behind	Laptime	No	Behind	Laptime	No	Behind	Laptime	No	Behind	Laptime
2		1:25.709	2		1:26.096 P	14		1:27.316	14		1:26.016	14		1:25.868
35	1 LAP	1:33.751	35	1 LAP	1:33.182	81	2.862	1:26.100	81	3.081	1:26.235	81	4.400	1:27.187 P
14	9.613	1:25.767	14	9.237	1:25.720	35	1 LAP	1:33.385	69	8.100	1:26.421	69	8.243	1:26.011
81	13.643	1:26.081	81	13.315	1:25.768	69	7.695	1:25.710	35	1 LAP	1:33.695	35	1 LAP	1:33.627 P
69	18.823	1:26.633	69	18.538	1:25.811	19	24.336	1:27.621	19	25.462	1:27.142	19	28.757	1:29.163 P
51	19.462	1:27.475	51	21.876	1:28.510 P	88	38.315	1:24.320	88	36.767	1:24.468	88	35.647	1:24.748
19	32.096	1:27.208	19	33.268	1:27.268	2	1:05.343	2:41.896 P	2	1:04.624	1:25.297	2	1:04.199	1:25.443
88	52.281	1:24.189	88	50.548	1:24.363									

Weather / Track : Bright / Dry

Donington Park National  
 Circuit Length = 1.9791 miles  
 Start: 09:29 End: 10:16

# The SUNOCO Cup for Over 2-litre Pre-66 Touring Cars

## RACE 8 - LAP CHART

Lap 16			Lap 17			Lap 18			Lap 19			Lap 20		
No	Behind	Laptime	No	Behind	Laptime	No	Behind	Laptime	No	Behind	Laptime	No	Behind	Laptime
14		1:25.982	14		1:26.104	14		1:25.925	14		1:27.745 P	2		1:25.217
69	8.449	1:26.188	69	8.916	1:26.571	69	9.041	1:26.050	69	7.166	1:25.870 P	19	2 LAPS	3:32.936 P
88	33.704	1:24.039	81	1 LAP	2:58.251 P	81	1 LAP	1:28.601	81	1 LAP	1:28.306	69	27.977	2:45.554 P
2	1:03.393	1:25.176	35	2 LAPS	2:54.427 P	35	2 LAPS	1:32.377	88	27.143	1:24.844 P	14	28.843	2:53.586 P
			19	1 LAP	2:54.190 P	88	30.044	1:24.209	35	2 LAPS	1:32.338	81	46.070	1:27.887
			88	31.760	1:24.160	19	1 LAP	1:30.588 P	2	59.526	1:25.733	88	52.315	2:49.915 P
			2	1:02.308	1:25.019	2	1:01.538	1:25.155	81	1:42.926	1:29.124	35	1 LAP	1:32.536
									35	1 LAP	1:32.551			

Weather / Track : Bright / Dry

Donington Park National  
 Circuit Length = 1.9791 miles  
 Start: 09:29 End: 10:16

# The SUNOCO Cup for Over 2-litre Pre-66 Touring Cars

## RACE 8 - LAP CHART

Lap 21			Lap 22			Lap 23			Lap 24			Lap 25		
No	Behind	Laptime	No	Behind	Laptime	No	Behind	Laptime	No	Behind	Laptime	No	Behind	Laptime
2		1:25.189	2		1:25.072	2		1:25.927	2		1:25.726	2		1:24.874
19	2 LAPS	1:32.741 P	69	28.410	1:25.466	35	2 LAPS	1:33.601	35	2 LAPS	1:32.247	35	2 LAPS	1:32.842
69	28.016	1:25.228	14	37.509	1:29.478	19	3 LAPS	2:48.694 P	19	3 LAPS	1:27.281	19	3 LAPS	1:26.470
14	33.103	1:29.449	81	51.860	1:27.652	69	27.452	1:24.969	69	26.553	1:24.827	69	26.711	1:25.032
81	49.280	1:28.399	88	53.362	1:25.354	14	41.477	1:29.895	14	45.480	1:29.729	14	49.766	1:29.160
88	53.080	1:25.954				81	52.493	1:26.560	88	53.640	1:26.249	88	53.900	1:25.134
35	1 LAP	1:32.152				88	53.117	1:25.682	81	54.596	1:27.829	81	56.527	1:26.805

Weather / Track : Bright / Dry

Donington Park National  
 Circuit Length = 1.9791 miles  
 Start: 09:29 End: 10:16

# The SUNOCO Cup for Over 2-litre Pre-66 Touring Cars

## RACE 8 - LAP CHART

Lap 26			Lap 27			Lap 28			Lap 29			Lap 30		
No	Behind	Laptime	No	Behind	Laptime	No	Behind	Laptime	No	Behind	Laptime	No	Behind	Laptime
2		1:25.227	2		1:25.423	2		1:24.671	2		1:26.057	2		1:26.163
35	2 LAPS	1:32.573	69	25.776	1:24.686	69	26.272	1:25.167	69	24.982	1:24.767	69	23.962	1:25.143
69	26.513	1:25.029	19	3 LAPS	1:27.824	19	3 LAPS	1:26.899	19	3 LAPS	1:29.656	19	3 LAPS	1:27.024
19	3 LAPS	1:27.844	35	2 LAPS	1:33.401	35	2 LAPS	1:33.190	35	2 LAPS	1:32.407	35	2 LAPS	1:32.213
14	52.931	1:28.392	88	54.704	1:26.654	88	55.892	1:25.859	88	56.875	1:27.040	88	57.821	1:27.109
88	53.473	1:24.800	14	57.883	1:30.375	14	1:01.215	1:28.003	14	1:03.411	1:28.253	14	1:05.383	1:28.135
81	58.234	1:26.934	81	1:01.744	1:28.933	81	1:04.404	1:27.331	81	1:05.164	1:26.817	81	1:06.603	1:27.602

Weather / Track : Bright / Dry

Donington Park National  
 Circuit Length = 1.9791 miles  
 Start: 09:29 End: 10:16

**The SUNOCO Cup for Over 2-litre Pre-66 Touring Cars**  
**RACE 8 - LAP CHART**

Lap 31		
No	Behind	Laptime
2		1:25.544
69	23.405	1:24.987
19	3 LAPS	1:26.812
88	58.603	1:26.326
35	2 LAPS	1:32.428
14	1:07.055	1:27.216
81	1:08.124	1:27.065

**Weather / Track : Bright / Dry**

Donington Park National  
Circuit Length = 1.9791 miles  
Start: 09:29 End: 10:16

# Grand Prix Masters

## QUALIFYING - RACE 5 - CLASSIFICATION - AMENDED

POS	NO	CL	NAME	ENTRY	TIME	ON	LAPS	GAP	DIFF	MPH
1	60	Head	David ABBOTT	Arrows A4	1:04.063	10	14			111.21
2	32	Head	Steve HARTLEY	Arrows A4	1:04.075	5	7	0.012	0.012	111.19
3	21	Laud	Roger WILLS	Williams FW05	1:04.658	7	9	0.595	0.583	110.18
4	2	Head	Abba KOGAN	Arrows A3	1:04.997	8	9	0.934	0.339	109.61
5	11	Head	Dan COLLINS	Lotus 91	1:05.010	7	10	0.947	0.013	109.59
6	6	Head	Nico BINDELS	Lotus 87B3	1:05.805	11	12	1.742	0.795	108.26
7	16	Laud	Richard BARBER	Fittipaldi F5a	1:05.875	7	13	1.812	0.070	108.15
8	20	Laud	Peter WUENSCH	Wolf WR1	1:05.960	10	16	1.897	0.085	108.01
9	31	Head	Robert AUSTIN	Arrows A3	1:07.361	1	2	3.298	1.401	105.76
10	77	Laud	Mark HIGSON	March 761	1:08.155	8	14	4.092	0.794	104.53
11	19	Laud	Richard AUSTIN	Surtees TS19	1:08.395	10	10	4.332	0.240	104.16
12	3	Head	Ian SIMMONDS	Tyrrell 012	1:09.739	6	8	5.676	1.344	102.16
13	81	Fittip	Andrew BEAUMONT	Surtees TS16	1:09.821	9	11	5.758	0.082	102.04
14	33	Head	Bill COOMBS	Tyrrell 009	1:11.149	1	4	7.086	1.328	100.13
15	30	Stew	Mike WRIGLEY	March 711	1:12.524	3	5	8.461	1.375	98.23
16	7	Fittip	Ron MAYDON	Amon F101	1:13.761	3	4	9.698	1.237	96.59
17	40	Stew	Rudolf ERNST	March 721	1:15.302	7	10	11.239	1.541	94.61
18	14	Fittip	Chris PERKINS	Surtees TS14	1:19.005	1	5	14.942	3.703	90.17

Car No 14 needs a working transponder - Q.12.2.1.

Weather / Track : Sunny / Dry

These results are provisional until the conclusion of any judicial and technical matters.

Donington Park National  
Circuit Length = 1.9791 miles  
Start: 14:27 End: 14:50

Clerk of Course :

Timekeeper :

# Grand Prix Masters

## QUALIFYING - RACE 5 - LAP ANALYSIS

<b>2</b>	<b>Abba KOGAN</b>		Head Arrows A3				
1 -	1:16.589	+ 11.592	14:39:26.689	6 -	1:10.682	+ 5.685	14:45:09.762
2 -	1:10.567	+ 5.570	14:40:37.256	7 -	1:05.819	+ 0.822	14:46:15.581
3 -	1:07.576	+ 2.579	14:41:44.832	8 -	<b>1:04.997</b>		<b>14:47:20.578</b>
4 -	1:06.848	+ 1.851	14:42:51.680	9 -	1:15.018 P	+ 10.021	14:48:35.596
5 -	1:07.400	+ 2.403	14:43:59.080				
<b>3</b>	<b>Ian SIMMONDS</b>		Head Tyrrell 012				
1 -	1:17.003	+ 7.264	14:30:54.970	5 -	1:11.762	+ 2.023	14:37:17.215
2 -	1:17.918 P	+ 8.179	14:32:12.888	6 -	<b>1:09.739</b>		<b>14:38:26.954</b>
3 -	2:41.903	+ 1:32.164	14:34:54.791	7 -	1:22.332 P	+ 12.593	14:39:49.286
4 -	1:10.662	+ 0.923	14:36:05.453	8 -	9:01.271	+ 7:51.532	14:48:50.557
<b>6</b>	<b>Nico BINDELS</b>		Head Lotus 87B3				
1 -	1:13.425	+ 7.620	14:33:27.760	7 -	1:07.466	+ 1.661	14:42:35.526
2 -	1:08.070	+ 2.265	14:34:35.830	8 -	1:06.376	+ 0.571	14:43:41.902
3 -	1:17.709 P	+ 11.904	14:35:53.539	9 -	1:05.904	+ 0.099	14:44:47.806
4 -	3:17.336	+ 2:11.531	14:39:10.875	10 -	1:06.529	+ 0.724	14:45:54.335
5 -	1:11.128	+ 5.323	14:40:22.003	11 -	<b>1:05.805</b>		<b>14:47:00.140</b>
6 -	1:06.057	+ 0.252	14:41:28.060	12 -	1:10.898 P	+ 5.093	14:48:11.038
<b>7</b>	<b>Ron MAYDON</b>		ittipak Amon F101				
1 -	1:33.298 P	+ 19.537	14:33:47.329	3 -	<b>1:13.761</b>		<b>14:37:33.523</b>
2 -	2:32.433	+ 1:18.672	14:36:19.762	4 -	1:17.236 P	+ 3.475	14:38:50.759
<b>11</b>	<b>Dan COLLINS</b>		Head Lotus 91				
1 -	1:07.230	+ 2.220	14:35:57.855	6 -	1:05.497	+ 0.487	14:43:06.634
2 -	1:07.580	+ 2.570	14:37:05.435	7 -	<b>1:05.010</b>		<b>14:44:11.644</b>
3 -	1:08.050	+ 3.040	14:38:13.485	8 -	1:10.597 P	+ 5.587	14:45:22.241
4 -	1:18.856 P	+ 13.846	14:39:32.341	9 -	2:34.561	+ 1:29.551	14:47:56.802
5 -	2:28.796	+ 1:23.786	14:42:01.137	10 -	1:10.620	+ 5.610	14:49:07.422
<b>14</b>	<b>Chris PERKINS</b>		ittipak Surtees TS14				
1 -	<b>1:19.005</b>		<b>14:33:29.494</b>	4 -	7:12.307	+ 5:53.302	14:43:41.500
2 -	1:26.040	+ 7.035	14:34:55.534	5 -	1:46.758 P	+ 27.753	14:45:28.258
3 -	1:33.659 P	+ 14.654	14:36:29.193				
<b>16</b>	<b>Richard BARBER</b>		Lauda Fittipaldi F5a				
1 -	1:14.867	+ 8.992	14:32:22.004	8 -	1:06.688	+ 0.813	14:40:22.779
2 -	1:12.296	+ 6.421	14:33:34.300	9 -	1:06.158	+ 0.283	14:41:28.937
3 -	1:08.320	+ 2.445	14:34:42.620	10 -	1:07.713	+ 1.838	14:42:36.650
4 -	1:09.571	+ 3.696	14:35:52.191	11 -	1:25.574 P	+ 19.699	14:44:02.224
5 -	1:07.058	+ 1.183	14:36:59.249	12 -	3:44.712	+ 2:38.837	14:47:46.936
6 -	1:10.967	+ 5.092	14:38:10.216	13 -	1:07.589	+ 1.714	14:48:54.525
7 -	<b>1:05.875</b>		<b>14:39:16.091</b>				
<b>19</b>	<b>Richard AUSTIN</b>		Lauda Surtees TS19				
1 -	1:14.853	+ 6.458	14:34:05.838	6 -	1:11.413	+ 3.018	14:39:59.724
2 -	1:12.151	+ 3.756	14:35:17.989	7 -	1:16.783 P	+ 8.388	14:41:16.507
3 -	1:11.203	+ 2.808	14:36:29.192	8 -	3:42.563	+ 2:34.168	14:44:59.070
4 -	1:09.986	+ 1.591	14:37:39.178	9 -	1:08.543	+ 0.148	14:46:07.613
5 -	1:09.133	+ 0.738	14:38:48.311	10 -	<b>1:08.395</b>		<b>14:47:16.008</b>
<b>20</b>	<b>Peter WUENSCH</b>		Lauda Wolf WR1				
1 -	1:16.040	+ 10.080	14:32:21.650	9 -	1:06.893	+ 0.933	14:41:38.766
2 -	1:14.429	+ 8.469	14:33:36.079	10 -	<b>1:05.960</b>		<b>14:42:44.726</b>
3 -	1:12.172	+ 6.212	14:34:48.251	11 -	1:07.248	+ 1.288	14:43:51.974
4 -	1:09.000	+ 3.040	14:35:57.251	12 -	1:07.686	+ 1.726	14:44:59.660
5 -	1:09.509	+ 3.549	14:37:06.760	13 -	1:08.446	+ 2.486	14:46:08.106
6 -	1:08.275	+ 2.315	14:38:15.035	14 -	1:08.018	+ 2.058	14:47:16.124
7 -	1:09.263	+ 3.303	14:39:24.298	15 -	1:07.268	+ 1.308	14:48:23.392

Car No 14 needs a working transponder - Q.12.2.1.

Weather / Track : Sunny / Dry

Donington Park National  
Circuit Length = 1.9791 miles  
Start: 14:27 End: 14:50

# Grand Prix Masters

## QUALIFYING - RACE 5 - LAP ANALYSIS


8 -	1:07.575	+ 1.615	14:40:31.873	16 -	1:08.622	+ 2.662	14:49:32.014
<b>21</b>	<b>Roger WILLS</b>		Lauda Williams FW05				
1 -	1:06.129	+ 1.471	14:34:05.981	6 -	3:00.857	+ 1:56.199	14:41:41.912
2 -	1:05.565	+ 0.907	14:35:11.546	7 -	<b>1:04.658</b>		<b>14:42:46.570</b>
3 -	1:05.233	+ 0.575	14:36:16.779	8 -	1:05.529	+ 0.871	14:43:52.099
4 -	1:05.675	+ 1.017	14:37:22.454	9 -	1:19.422 P	+ 14.764	14:45:11.521
5 -	1:18.601 P	+ 13.943	14:38:41.055				
<b>30</b>	<b>Mike WRIGLEY</b>		Stewart March 711				
1 -	1:29.340	+ 16.816	14:38:31.584	4 -	1:18.425	+ 5.901	14:42:28.138
2 -	1:25.605	+ 13.081	14:39:57.189	5 -	1:25.323 P	+ 12.799	14:43:53.461
3 -	<b>1:12.524</b>		<b>14:41:09.713</b>				
<b>31</b>	<b>Robert AUSTIN</b>		Head Arrows A3				
1 -	<b>1:07.361</b>		<b>14:35:31.699</b>	2 -	1:22.406 P	+ 15.045	14:36:54.105
<b>32</b>	<b>Steve HARTLEY</b>		Head Arrows A4				
1 -	1:11.999	+ 7.924	14:30:58.721	5 -	<b>1:04.075</b>		<b>14:35:21.360</b>
2 -	1:08.427	+ 4.352	14:32:07.148	6 -	1:10.449 P	+ 6.374	14:36:31.809
3 -	1:05.843	+ 1.768	14:33:12.991	7 -	5:40.115 P	+ 4:36.040	14:42:11.924
4 -	1:04.294	+ 0.219	14:34:17.285				
<b>33</b>	<b>Bill COOMBS</b>		Head Tyrrell 009				
1 -	<b>1:11.149</b>		<b>14:32:22.608</b>	3 -	1:14.307 P	+ 3.158	14:34:50.035
2 -	1:13.120	+ 1.971	14:33:35.728	4 -	3:54.167	+ 2:43.018	14:38:44.202
<b>40</b>	<b>Rudolf ERNST</b>		Stewart March 721				
1 -	1:26.906	+ 11.604	14:37:20.164	6 -	1:20.413	+ 5.111	14:44:02.673
2 -	1:23.981	+ 8.679	14:38:44.145	7 -	<b>1:15.302</b>		<b>14:45:17.975</b>
3 -	1:23.374	+ 8.072	14:40:07.519	8 -	1:16.671	+ 1.369	14:46:34.646
4 -	1:17.094	+ 1.792	14:41:24.613	9 -	1:16.555	+ 1.253	14:47:51.201
5 -	1:17.647	+ 2.345	14:42:42.260	10 -	1:17.118	+ 1.816	14:49:08.319
<b>60</b>	<b>David ABBOTT</b>		Head Arrows A4				
1 -	1:08.851	+ 4.788	14:31:35.120	8 -	1:13.403	+ 9.340	14:42:10.839
2 -	1:11.907	+ 7.844	14:32:47.027	9 -	1:06.349	+ 2.286	14:43:17.188
3 -	1:05.309	+ 1.246	14:33:52.336	10 -	<b>1:04.063</b>		<b>14:44:21.251</b>
4 -	1:04.934	+ 0.871	14:34:57.270	11 -	1:04.595	+ 0.532	14:45:25.846
5 -	1:15.161 P	+ 11.098	14:36:12.431	12 -	1:11.518	+ 7.455	14:46:37.364
6 -	3:38.623	+ 2:34.560	14:39:51.054	13 -	1:45.391	+ 41.328	14:48:22.755
7 -	1:06.382	+ 2.319	14:40:57.436	14 -	1:11.778	+ 7.715	14:49:34.533
<b>77</b>	<b>Mark HIGSON</b>		Lauda March 761				
1 -	1:19.069	+ 10.914	14:31:43.568	8 -	<b>1:08.155</b>		<b>14:42:17.353</b>
2 -	1:12.306	+ 4.151	14:32:55.874	9 -	1:08.720	+ 0.565	14:43:26.073
3 -	1:35.938	+ 27.783	14:34:31.812	10 -	1:08.655	+ 0.500	14:44:34.728
4 -	1:15.648	+ 7.493	14:35:47.460	11 -	1:12.593	+ 4.438	14:45:47.321
5 -	1:19.218 P	+ 11.063	14:37:06.678	12 -	1:08.295	+ 0.140	14:46:55.616
6 -	2:52.504	+ 1:44.349	14:39:59.182	13 -	1:09.264	+ 1.109	14:48:04.880
7 -	1:10.016	+ 1.861	14:41:09.198	14 -	1:27.528 P	+ 19.373	14:49:32.408
<b>81</b>	<b>Andrew BEAUMONT</b>		ittipak Surtees TS16				
1 -	1:14.004	+ 4.183	14:34:27.109	7 -	4:38.069	+ 3:28.248	14:45:13.792
2 -	1:14.562	+ 4.741	14:35:41.671	8 -	1:10.506	+ 0.685	14:46:24.298
3 -	1:15.026	+ 5.205	14:36:56.697	9 -	<b>1:09.821</b>		<b>14:47:34.119</b>
4 -	1:14.338	+ 4.517	14:38:11.035	10 -	1:11.499	+ 1.678	14:48:45.618
5 -	1:10.178	+ 0.357	14:39:21.213	11 -	1:10.218	+ 0.397	14:49:55.836
6 -	1:14.510 P	+ 4.689	14:40:35.723				

Car No 14 needs a working transponder - Q.12.2.1.

Weather / Track : Sunny / Dry

Donington Park National  
Circuit Length = 1.9791 miles  
Start: 14:27 End: 14:50

**For the Speedmaster Grand Prix Masters Trophy**  
**RACE 5 - GRID - 2nd AMENDED**

ROW 10	7   Simon HADFIELD	
ROW 9	32   Steve HARTLEY	88   Ron MAYDON
ROW 8	1:15.302 40   Rudolf ERNST	1:19.005 14   Chris PERKINS
ROW 7	1:11.149 33   Bill COOMBS	1:12.524 30   Mike WRIGLEY
ROW 6	1:09.739 3   Ian SIMMONDS	1:09.821 81   Andrew BEAUMONT
ROW 5	1:08.155 77   Mark HIGSON	1:08.395 19   Richard AUSTIN
ROW 4	1:05.960 20   Peter WUENSCH	1:07.361 31   Robert AUSTIN
ROW 3	1:05.805 6   Nico BINDELS	1:05.875 16   Richard BARBER
ROW 2	1:04.997 2   Abba KOGAN	1:05.010 11   Dan COLLINS
ROW 1	1:04.063 60   David ABBOTT	1:04.658 21   Roger WILLS
<b>Pole</b>		
		

Donington Park National  
 Circuit Length = 1.9791 miles

**These results are provisional until the conclusion of any judicial and technical matters.**

Clerk of Course :		Timekeeper :
-------------------	--	--------------

# For the Speedmaster Grand Prix Masters Trophy

## RACE 5 - CLASSIFICATION

POS	NO	CL	NAME	ENTRY	LAPS	TIME	GAP	DIFF	MPH	BEST	ON
1	31	Head	<b>Robert AUSTIN</b>	Arrows A3	23	25:24.793			107.46	1:03.155	19
2	32	Head	<b>Steve HARTLEY</b>	Arrows A4	23	25:25.791	<b>0.998</b>	0.998	107.39	1:03.956	19
3	33	Head	<b>Bill COOMBS</b>	Tyrrell 009	23	25:29.584	<b>4.791</b>	3.793	107.13	1:04.463	7
4	2	Head	<b>Abba KOGAN</b>	Arrows A3	23	25:31.249	<b>6.456</b>	1.665	107.01	1:04.719	21
5	21	Laud	<b>Roger WILLS</b>	Williams FW05	23	25:36.916	<b>12.123</b>	5.667	106.62	1:05.901	7
6	11	Head	<b>Dan COLLINS</b>	Lotus 91	23	25:40.360	<b>15.567</b>	3.444	106.38	1:05.300	7
7	20	Laud	<b>Peter WUENSCH</b>	Wolf WR1	23	25:40.551	<b>15.758</b>	0.191	106.36	1:05.757	23
8	60	Head	<b>David ABBOTT</b>	Arrows A4	23	26:27.328	<b>1:02.535</b>	46.777	103.23	1:05.908	22
9	7	Fittip	<b>Simon HADFIELD</b>	Amon F101	23	26:29.471	<b>1:04.678</b>	2.143	103.09	1:05.481	17
10	14	Fittip	<b>Chris PERKINS</b>	Surtees TS14	22	25:27.762	<b>1 lap</b>	1 lap	102.59	1:06.652	6
11	19	Laud	<b>Richard AUSTIN</b>	Surtees TS19	22	25:28.939	<b>1 lap</b>	1.177	102.51	1:07.708	18
12	81	Fittip	<b>Andrew BEAUMONT</b>	Surtees TS16	22	25:33.884	<b>1 lap</b>	4.945	102.18	1:07.836	18
13	77	Laud	<b>Mark HIGSON</b>	March 761	22	25:34.953	<b>1 lap</b>	1.069	102.11	1:07.703	17
14	40	Stew	<b>Rudolf ERNST</b>	March 721	21	26:32.229	<b>2 laps</b>	1 lap	93.96	1:11.994	18

### NOT CLASSIFIED

<i>DNF</i>	3	Head	<b>Ian SIMMONDS</b>	Tyrrell 012	22	25:09.316	<b>1 lap</b>	0.000	103.84	1:06.493	10
<i>DNF</i>	6	Head	<b>Nico BINDELS</b>	Lotus 87B/3	20	22:40.319	<b>3 laps</b>	2 laps	104.74	1:05.725	19
<i>DNF</i>	16	Laud	<b>Richard BARBER</b>	Fittipaldi F5a	19	21:17.085	<b>4 laps</b>	1 lap	105.99	1:05.743	7
<i>DNF</i>	88	Stew	<b>Ron MAYDON</b>	Matra MS80	11	14:31.477	<b>12 laps</b>	8 laps	89.92	1:12.036	6

### FASTEST LAP

31	Head	<b>Robert AUSTIN</b>	Arrows A3	19	1:03.155	112.81 mph	181.55 kph
7	Fittip	<b>Simon HADFIELD</b>	Amon F101	17	1:05.481	108.80 mph	175.10 kph
16	Laud	<b>Richard BARBER</b>	Fittipaldi F5a	7	1:05.743	108.37 mph	174.40 kph
40	Stew	<b>Rudolf ERNST</b>	March 721	18	1:11.994	98.96 mph	159.26 kph

Weather / Track : Bright / Dry

These results are provisional until the conclusion of any judicial and technical matters.

Donington Park National  
Circuit Length = 1.9791 miles  
Start: 14:01 End: 14:29

Clerk of Course :	Timekeeper :
-------------------	--------------

# For the Speedmaster Grand Prix Masters Trophy

## RACE 5 - LAP CHART

Lap 1			Lap 2			Lap 3			Lap 4			Lap 5		
No	Behind	Laptime	No	Behind	Laptime	No	Behind	Laptime	No	Behind	Laptime	No	Behind	Laptime
21		1:10.926	31		1:04.801	31		1:04.020	31		1:04.276	31		1:09.067
31	0.100	1:11.026	21	1.753	1:06.654	21	3.675	1:05.942	21	5.401	1:06.002	21	2.384	1:06.050
16	2.199	1:13.125	16	5.345	1:08.047	16	8.806	1:07.481	33	12.041	1:07.304	33	8.211	1:05.237
11	2.744	1:13.670	33	6.072	1:07.008	33	9.013	1:06.961	16	12.330	1:07.800	16	9.718	1:06.455
2	2.992	1:13.918	11	6.571	1:08.728	11	9.656	1:07.105	11	12.485	1:07.105	11	10.798	1:07.380
20	3.655	1:14.581	20	7.458	1:08.704	20	10.207	1:06.769	20	12.918	1:06.987	20	11.228	1:07.377
33	3.965	1:14.891	2	8.097	1:10.006	2	11.231	1:07.154	2	13.488	1:06.533	2	11.804	1:07.383
6	5.990	1:16.916	6	9.835	1:08.746	6	13.805	1:07.990	6	16.951	1:07.422	6	14.774	1:06.890
19	7.035	1:17.961	19	11.217	1:09.083	19	16.237	1:09.040	32	21.847	1:07.666	32	18.136	1:05.356
3	7.167	1:18.093	3	12.155	1:09.889	3	16.749	1:08.614	19	22.587	1:10.626	19	22.851	1:09.331
77	7.626	1:18.552	14	13.660	1:10.556	32	18.457	1:08.290	3	22.819	1:10.346	77	23.237	1:09.364
14	8.005	1:18.931	77	13.822	1:11.097	77	19.026	1:09.224	77	22.940	1:08.190	7	23.510	1:09.198
32	8.021	1:18.947	32	14.187	1:11.067	7	20.559	1:09.596	7	23.379	1:07.096	3	24.266	1:10.514
60	8.421	1:19.347	60	14.304	1:10.784	81	22.074	1:09.812	81	26.299	1:08.501	81	25.756	1:08.524
7	9.334	1:20.260	7	14.983	1:10.550	14	25.775	1:16.135	14	31.906	1:10.407	14	29.641	1:06.802
81	9.831	1:20.757	81	16.282	1:11.352	60	28.114	1:17.830	60	32.394	1:08.556	60	30.336	1:07.009
40	12.324	1:23.250	40	21.618	1:14.195	40	32.686	1:15.088	88	42.577	1:13.384	88	46.177	1:12.667
88	13.196	1:24.122	88	22.237	1:13.942	88	33.469	1:15.252	40	43.855	1:15.445	40	49.276	1:14.488

Weather / Track : Bright / Dry

Donington Park National  
 Circuit Length = 1.9791 miles  
 Start: 14:01 End: 14:29

# For the Speedmaster Grand Prix Masters Trophy

## RACE 5 - LAP CHART

Lap 6			Lap 7			Lap 8			Lap 9			Lap 10		
No	Behind	Laptime	No	Behind	Laptime	No	Behind	Laptime	No	Behind	Laptime	No	Behind	Laptime
31		1:04.884	31		1:06.599	31		1:06.376	31		1:05.786	31		1:06.768
21	3.463	1:05.963	21	2.765	1:05.901	40	1 LAP	1:14.161	88	1 LAP	1:14.386	21	2.449	1:06.016
33	8.535	1:05.208	33	6.399	1:04.463	21	2.782	1:06.393	21	3.201	1:06.205	33	3.380	1:04.636
16	11.059	1:06.225	16	10.203	1:05.743	33	5.237	1:05.214	33	5.512	1:06.061	16	12.182	1:07.514
11	11.975	1:06.061	11	10.676	1:05.300	16	10.097	1:06.270	16	11.436	1:07.125	11	12.403	1:07.613
20	12.642	1:06.298	20	12.083	1:06.040	11	10.484	1:06.184	11	11.558	1:06.860	20	13.927	1:07.354
2	13.101	1:06.181	2	12.771	1:06.269	20	11.741	1:06.034	20	13.341	1:07.386	2	14.092	1:07.043
32	18.224	1:04.972	32	16.278	1:04.653	2	13.410	1:07.015	2	13.817	1:06.193	32	14.753	1:05.752
6	25.143	1:15.253	6	26.952	1:08.408	32	15.328	1:05.426	32	15.769	1:06.227	88	1 LAP	1:26.596
77	27.296	1:08.943	19	30.578	1:09.494	6	28.039	1:07.463	40	1 LAP	1:23.244	40	1 LAP	1:15.027
19	27.683	1:09.716	7	30.692	1:09.515	7	30.748	1:06.432	6	29.229	1:06.976	6	29.143	1:06.682
7	27.776	1:09.150	3	31.187	1:09.361	3	34.036	1:09.225	7	30.898	1:05.936	7	30.145	1:06.015
3	28.425	1:09.043	81	31.671	1:09.193	19	34.551	1:10.349	3	35.300	1:07.050	3	35.025	1:06.493
81	29.077	1:08.205	14	32.943	1:08.133	14	34.669	1:08.102	14	36.699	1:07.816	14	37.535	1:07.604
14	31.409	1:06.652	60	33.834	1:07.811	81	34.856	1:09.561	19	37.469	1:08.704	60	39.948	1:08.097
60	32.622	1:07.170	77	39.259	1:18.562	60	35.138	1:07.680	60	38.619	1:09.267	19	40.581	1:09.880
88	53.329	1:12.036	88	1:00.604	1:13.874	77	43.462	1:10.579	81	39.592	1:10.522	81	41.997	1:09.173
40	58.938	1:14.546							77	45.920	1:08.244	77	47.954	1:08.802

Weather / Track : Bright / Dry

Donington Park National  
Circuit Length = 1.9791 miles  
Start: 14:01 End: 14:29

# For the Speedmaster Grand Prix Masters Trophy

## RACE 5 - LAP CHART

Lap 11			Lap 12			Lap 13			Lap 14			Lap 15		
No	Behind	Laptime	No	Behind	Laptime	No	Behind	Laptime	No	Behind	Laptime	No	Behind	Laptime
31		1:05.601	31		1:06.688	31		1:05.117	31		1:05.936	31		1:06.184
33	3.484	1:05.705	33	2.485	1:05.689	33	4.278	1:06.910	21	6.311	1:06.767	40	2 LAPS	1:15.093
21	3.704	1:06.856	21	4.012	1:06.996	21	5.480	1:06.585	33	7.729	1:09.387	21	6.747	1:06.620
16	13.094	1:06.513	16	12.625	1:06.219	88	2 LAPS	1:32.139 P	32	14.501	1:05.249	33	8.111	1:06.566
11	14.276	1:07.474	11	14.168	1:06.580	16	13.555	1:06.047	16	14.748	1:07.129	32	13.050	1:04.733
2	14.662	1:06.171	2	14.292	1:06.318	32	15.188	1:05.370	2	14.872	1:05.415	2	14.162	1:05.474
32	15.756	1:06.604	32	14.935	1:05.867	2	15.393	1:06.218	11	16.013	1:05.582	16	15.558	1:06.994
20	17.367	1:09.041	20	17.277	1:06.598	11	16.367	1:07.316	20	18.769	1:06.196	11	16.463	1:06.634
7	31.662	1:07.118	7	31.181	1:06.207	20	18.509	1:06.349	7	31.609	1:05.875	20	18.526	1:05.941
6	32.184	1:08.642	6	32.303	1:06.807	7	31.670	1:05.606	6	33.480	1:06.084	7	31.155	1:05.730
40	1 LAP	1:16.196	3	36.885	1:07.036	6	33.332	1:06.146	3	39.949	1:06.826	6	33.229	1:05.933
3	36.537	1:07.113	14	40.979	1:07.956	3	39.059	1:07.291	14	46.094	1:08.048	3	40.719	1:06.954
14	39.711	1:07.777	60	41.425	1:07.542	14	43.982	1:08.120	60	46.682	1:07.870	60	48.503	1:08.005
60	40.571	1:06.224	40	1 LAP	1:17.040	60	44.748	1:08.440	19	54.666	1:09.212	14	48.565	1:08.655
19	45.171	1:10.191	19	47.704	1:09.221	19	51.390	1:08.803	81	55.254	1:08.126	19	57.541	1:09.059
81	45.388	1:08.992	81	48.278	1:09.578	81	53.064	1:09.903	77	59.546	1:08.502	81	57.847	1:08.777
88	1 LAP	1:33.079	77	52.702	1:08.853	77	56.980	1:09.395				77	1:01.929	1:08.567
77	50.537	1:08.184				40	1 LAP	1:17.135						

Weather / Track : Bright / Dry

Donington Park National  
Circuit Length = 1.9791 miles  
Start: 14:01 End: 14:29

# For the Speedmaster Grand Prix Masters Trophy

## RACE 5 - LAP CHART

Lap 16			Lap 17			Lap 18			Lap 19			Lap 20		
No	Behind	Laptime	No	Behind	Laptime	No	Behind	Laptime	No	Behind	Laptime	No	Behind	Laptime
31		1:07.739	31		1:08.723	31		1:08.305	31		1:03.155	31		1:05.242
21	6.674	1:07.666	33	5.113	1:06.857	32	2.368	1:04.617	32	3.169	1:03.956	77	1 LAP	1:09.146
33	6.979	1:06.607	21	5.849	1:07.898	33	2.687	1:05.879	33	5.017	1:05.485	32	2.050	1:04.123
40	2 LAPS	1:15.120	32	6.056	1:04.835	21	4.821	1:07.277	21	7.903	1:06.237	33	5.217	1:05.442
32	9.944	1:04.633	2	8.401	1:05.952	2	5.158	1:05.062	2	8.072	1:06.069	2	7.802	1:04.972
2	11.172	1:04.749	11	13.661	1:08.145	11	11.671	1:06.315	11	14.458	1:05.942	21	9.365	1:06.704
16	14.011	1:06.192	16	14.564	1:09.276	16	12.274	1:06.015	20	15.757	1:06.059	11	14.985	1:05.769
11	14.239	1:05.515	20	15.151	1:06.377	20	12.853	1:06.007	16	16.034	1:06.915	20	16.446	1:05.931
20	17.497	1:06.710	40	2 LAPS	1:17.648	7	23.468	1:06.094	7	26.841	1:06.528	6	34.026	1:10.138
7	28.921	1:05.505	7	25.679	1:05.481	40	2 LAPS	1:16.205	6	29.130	1:05.725	7	36.682	1:15.083
6	31.800	1:06.310	6	28.908	1:05.831	6	26.560	1:05.957	40	2 LAPS	1:14.070	40	2 LAPS	1:11.994
3	41.076	1:08.096	3	40.711	1:08.358	3	38.900	1:06.494	3	43.393	1:07.648	3	45.157	1:07.006
14	48.512	1:07.686	14	48.401	1:08.612	14	48.275	1:08.179	14	54.082	1:08.962	14	58.515	1:09.675
60	49.175	1:08.411	60	48.882	1:08.430	60	49.167	1:08.590	60	54.588	1:08.576	60	59.020	1:09.674
19	58.354	1:08.552	19	58.695	1:09.064	19	58.098	1:07.708	19	1:03.091	1:08.148			
81	58.738	1:08.630	81	58.759	1:08.744	81	58.290	1:07.836	81	1:03.513	1:08.378			
77	1:02.086	1:07.896	77	1:01.066	1:07.703	77	1:00.938	1:08.177						


Weather / Track : Bright / Dry

Donington Park National  
 Circuit Length = 1.9791 miles  
 Start: 14:01 End: 14:29

**For the Speedmaster Grand Prix Masters Trophy  
RACE 5 - LAP CHART**

Lap 21			Lap 22			Lap 23		
No	Behind	Laptime	No	Behind	Laptime	No	Behind	Laptime
31		1:04.950	31		1:05.655	31		1:07.895
19	1 LAP	1:08.654	32	3.903	1:07.115	32	0.998	1:04.990
32	2.443	1:05.343	19	1 LAP	1:08.375	14	1 LAP	1:12.391
81	1 LAP	1:09.788	33	6.448	1:06.345	19	1 LAP	1:07.768
33	5.758	1:05.491	81	1 LAP	1:10.050	33	4.791	1:06.238
77	1 LAP	1:09.794	2	8.290	1:06.374	2	6.456	1:06.061
2	7.571	1:04.719	77	1 LAP	1:09.128	81	1 LAP	1:09.482
21	11.237	1:06.822	21	13.207	1:07.625	77	1 LAP	1:08.051
11	16.965	1:06.930	11	17.272	1:05.962	21	12.123	1:06.811
20	17.575	1:06.079	20	17.896	1:05.976	11	15.567	1:06.190
7	46.086	1:14.354	3	52.418	1:09.216	20	15.758	1:05.757
3	48.857	1:08.650	7	55.083	1:14.652	60	1:02.535	1:06.612
40	2 LAPS	1:15.298	40	2 LAPS	1:12.649	7	1:04.678	1:17.490
60	1:03.565	1:09.495	60	1:03.818	1:05.908	40	2 LAPS	1:14.337
14	1:04.128	1:10.563						

**For the Robert Else Grand Prix Masters Trophy**  
**RACE 13 - GRID**

ROW 9	16 Richard BARBER	88 Ron MAYDON
ROW 8	3 Ian SIMMONDS	6 Nico BINDELS
ROW 7	77 Mark HIGSON	40 Rudolf ERNST
ROW 6	19 Richard AUSTIN	81 Andrew BEAUMONT
ROW 5	7 Simon HADFIELD	14 Chris PERKINS
ROW 4	20 Peter WUENSCH	60 David ABBOTT
ROW 3	21 Roger WILLS	11 Dan COLLINS
ROW 2	33 Bill COOMBS	2 Abba KOGAN
ROW 1	31 Robert AUSTIN	32 Steve HARTLEY
<b>Pole</b>		
		

Donington Park National  
Circuit Length = 1.9791 miles

**These results are provisional until the conclusion of any judicial and technical matters.**

Clerk of Course :		Timekeeper :
-------------------	--	--------------

# For the Robert Else Grand Prix Masters Trophy

## RACE 13 - CLASSIFICATION

POS	NO	CL	NAME	ENTRY	LAPS	TIME	GAP	DIFF	MPH	BEST	ON
1	33	Head	<b>Bill COOMBS</b>	Tyrrell 009	22	25:03.513			104.25	1:02.809	19
2	32	Head	<b>Steve HARTLEY</b>	Arrows A4	22	25:06.818	<b>3.305</b>	3.305	104.02	1:03.463	19
3	2	Head	<b>Abba KOGAN</b>	Arrows A3	22	25:14.392	<b>10.879</b>	7.574	103.50	1:04.436	20
4	31	Head	<b>Robert AUSTIN</b>	Arrows A3	22	25:16.599	<b>13.086</b>	2.207	103.35	1:04.179	12
5	21	Laud:	<b>Roger WILLS</b>	Williams FW05	22	25:19.634	<b>16.121</b>	3.035	103.14	1:05.566	20
6	11	Head	<b>Dan COLLINS</b>	Lotus 91	22	25:20.885	<b>17.372</b>	1.251	103.05	1:05.135	14
7	20	Laud:	<b>Peter WUENSCH</b>	Wolf WR1	22	25:26.308	<b>22.795</b>	5.423	102.69	1:05.178	7
8	60	Head	<b>David ABBOTT</b>	Arrows A4	22	25:46.226	<b>42.713</b>	19.918	101.37	1:05.071	13
9	3	Head	<b>Ian SIMMONDS</b>	Tyrrell 012	22	26:01.158	<b>57.645</b>	14.932	100.40	1:06.084	11
10	19	Laud:	<b>Richard AUSTIN</b>	Surtees TS19	21	26:12.585	<b>1 lap</b>	1 lap	95.14	1:08.023	11
11	40	Stew:	<b>Rudolf ERNST</b>	March 721	20	26:03.682	<b>2 laps</b>	1 lap	91.12	1:10.404	12
12	81	Fittip:	<b>Andrew BEAUMONT</b>	Surtees TS16	19	25:12.692	<b>3 laps</b>	1 lap	89.48	1:07.815	10

### NOT CLASSIFIED

<i>DNF</i>	16	Laud:	<b>Richard BARBER</b>	Fittipaldi F5a	20	23:14.475	<b>2 laps</b>	0.000	102.18	1:05.046	14
<i>DNF</i>	88	Stew:	<b>Ron MAYDON</b>	Matra MS80	19	25:02.675	<b>3 laps</b>	1 lap	90.08	1:10.378	12
<i>DNF</i>	6	Head	<b>Nico BINDELS</b>	Lotus 87B/3	9	10:37.379	<b>13 laps</b>	10 laps	100.60	1:07.981	7
<i>DNF</i>	77	Laud:	<b>Mark HIGSON</b>	March 761	6	7:09.231	<b>16 laps</b>	3 laps	99.59	1:08.694	5
<i>DNF</i>	14	Fittip:	<b>Chris PERKINS</b>	Surtees TS14	0						

### FASTEST LAP

<b>33</b>	Head	<b>Bill COOMBS</b>	Tyrrell 009	<b>19</b>	1:02.809	113.43 mph	182.55 kph
<b>16</b>	Laud:	<b>Richard BARBER</b>	Fittipaldi F5a	<b>14</b>	1:05.046	109.53 mph	176.27 kph
<b>81</b>	Fittip:	<b>Andrew BEAUMONT</b>	Surtees TS16	<b>10</b>	1:07.815	105.05 mph	169.07 kph
<b>88</b>	Stew:	<b>Ron MAYDON</b>	Matra MS80	<b>12</b>	1:10.378	101.23 mph	162.92 kph

Weather / Track : Bright / Dry

These results are provisional until the conclusion of any judicial and technical matters.

Donington Park National  
Circuit Length = 1.9791 miles  
Start: 14:42 End: 15:09

Clerk of Course :	Timekeeper :
-------------------	--------------

**For the Robert Else Grand Prix Masters Trophy**  
**RACE 13 - LAP CHART**

Lap 1			Lap 2			Lap 3			Lap 4			Lap 5		
No	Behind	Laptime	No	Behind	Laptime	No	Behind	Laptime	No	Behind	Laptime	No	Behind	Laptime
33		1:10.299	33		1:05.461	33		1:05.446	33		1:04.429	33		1:04.063
32	0.528	1:10.827	32	0.266	1:05.199	32	0.715	1:05.895	32	1.134	1:04.848	32	1.529	1:04.458
21	1.554	1:11.853	21	3.660	1:07.567	21	6.285	1:08.071	21	8.515	1:06.659	21	10.269	1:05.817
2	2.264	1:12.563	2	4.318	1:07.515	2	6.736	1:07.864	2	9.424	1:07.117	2	11.080	1:05.719
20	3.331	1:13.630	20	5.230	1:07.360	20	8.128	1:08.344	20	10.486	1:06.787	20	12.117	1:05.694
60	3.674	1:13.973	60	5.978	1:07.765	60	8.740	1:08.208	60	11.365	1:07.054	60	13.882	1:06.580
11	5.772	1:16.071	11	8.761	1:08.450	11	10.451	1:07.136	11	12.431	1:06.409	11	14.136	1:05.768
81	6.725	1:17.024	81	10.997	1:09.733	16	12.954	1:06.861	16	14.258	1:05.733	16	15.654	1:05.459
19	7.625	1:17.924	16	11.539	1:08.015	31	15.838	1:09.117	31	17.436	1:06.027	31	17.648	1:04.275
77	8.901	1:19.200	31	12.167	1:08.393	81	17.020	1:11.469	81	22.740	1:10.149	81	28.203	1:09.526
16	8.985	1:19.284	19	12.526	1:10.362	19	18.516	1:11.436	19	23.961	1:09.874	19	28.612	1:08.714
31	9.235	1:19.534	77	15.383	1:11.943	77	19.532	1:09.595	3	24.671	1:09.407	3	29.037	1:08.429
3	9.523	1:19.822	3	15.723	1:11.661	3	19.693	1:09.416	77	25.054	1:09.951	77	29.685	1:08.694
6	9.798	1:20.097	6	16.083	1:11.746	6	20.014	1:09.377	6	25.150	1:09.565	6	29.852	1:08.765
40	12.790	1:23.089	40	21.557	1:14.228	40	30.689	1:14.578	40	40.385	1:14.125	40	50.285	1:13.963
88	14.848	1:25.147	88	25.980	1:16.593	88	34.176	1:13.642	88	41.342	1:11.595	88	50.576	1:13.297

Weather / Track : Bright / Dry

Donington Park National  
Circuit Length = 1.9791 miles  
Start: 14:42 End: 15:09

**For the Robert Else Grand Prix Masters Trophy  
RACE 13 - LAP CHART**

Lap 6			Lap 7			Lap 8			Lap 9			Lap 10		
No	Behind	Laptime	No	Behind	Laptime	No	Behind	Laptime	No	Behind	Laptime	No	Behind	Laptime
33		1:03.222	33		1:03.415	33		1:05.377	33		1:03.962	33		1:03.377
32	2.965	1:04.658	32	4.224	1:04.674	32	4.796	1:05.949	32	5.136	1:04.302	32	6.108	1:04.349
21	12.783	1:05.736	21	14.964	1:05.596	88	1 LAP	1:14.169	88	1 LAP	1:12.417	21	20.077	1:06.276
2	13.604	1:05.746	2	15.265	1:05.076	40	1 LAP	1:14.762	40	1 LAP	1:13.060	2	20.196	1:05.635
20	14.794	1:05.899	20	16.557	1:05.178	21	15.420	1:05.833	21	17.178	1:05.720	20	21.138	1:05.828
11	18.296	1:07.382	11	20.470	1:05.589	2	16.234	1:06.346	2	17.938	1:05.666	11	25.482	1:05.668
60	18.530	1:07.870	60	21.941	1:06.826	20	17.169	1:05.989	20	18.687	1:05.480	31	26.847	1:05.066
16	18.776	1:06.344	16	22.396	1:07.035	11	21.117	1:06.024	11	23.191	1:06.036	60	27.945	1:07.542
31	19.247	1:04.821	31	23.262	1:07.430	60	22.187	1:05.623	60	23.780	1:05.555	16	28.076	1:07.162
19	34.228	1:08.838	19	39.267	1:08.454	16	22.860	1:05.841	16	24.291	1:05.393	88	1 LAP	1:19.524
81	35.254	1:10.273	3	39.718	1:07.533	31	23.610	1:05.725	31	25.158	1:05.510	40	1 LAP	1:18.086
3	35.600	1:09.785	81	40.647	1:08.808	3	41.177	1:06.836	3	43.404	1:06.189	3	47.017	1:06.990
77	36.311	1:09.848	6	41.213	1:07.981	19	43.723	1:09.833	19	48.730	1:08.969	19	53.880	1:08.527
6	36.647	1:10.017				6	43.969	1:08.133	81	50.077	1:09.550	81	54.515	1:07.815
88	1:00.257	1:12.903				81	44.489	1:09.219	6	51.705	1:11.698 P			
40	1:01.346	1:14.283												

Weather / Track : Bright / Dry

Donington Park National  
Circuit Length = 1.9791 miles  
Start: 14:42 End: 15:09

**For the Robert Else Grand Prix Masters Trophy  
RACE 13 - LAP CHART**

Lap 11			Lap 12			Lap 13			Lap 14			Lap 15		
No	Behind	Laptime	No	Behind	Laptime	No	Behind	Laptime	No	Behind	Laptime	No	Behind	Laptime
33		1:03.658	33		1:04.257	33		1:03.795	33		1:04.315	33		1:03.439
32	6.800	1:04.350	32	6.728	1:04.185	32	7.124	1:04.191	19	1 LAP	1:09.509	19	1 LAP	1:08.815
2	22.992	1:06.454	2	24.584	1:05.849	2	25.930	1:05.141	81	1 LAP	1:09.556	32	9.942	1:06.322
21	23.495	1:07.076	21	25.414	1:06.176	21	27.808	1:06.189	32	7.059	1:04.250	2	29.694	1:06.097
20	23.969	1:06.489	20	25.995	1:06.283	20	28.164	1:05.964	2	27.036	1:05.421	21	31.757	1:05.818
31	27.639	1:04.450	31	27.561	1:04.179	31	28.787	1:05.021	21	29.378	1:05.885	20	32.353	1:05.863
11	27.883	1:06.059	11	30.152	1:06.526	11	31.661	1:05.304	20	29.929	1:06.080	31	33.974	1:07.036
16	29.618	1:05.200	16	30.460	1:05.099	16	32.201	1:05.536	31	30.377	1:05.905	11	35.013	1:05.971
60	30.971	1:06.684	60	32.139	1:05.425	60	33.415	1:05.071	11	32.481	1:05.135	16	35.997	1:06.504
88	1 LAP	1:12.334	88	1 LAP	1:11.343	88	1 LAP	1:10.378	16	32.932	1:05.046	60	37.004	1:06.159
40	1 LAP	1:12.086	40	1 LAP	1:11.631	40	1 LAP	1:10.404	60	34.284	1:05.184	3	1:45.322	1:49.953
3	49.443	1:06.084	3	51.623	1:06.437	3	54.942	1:07.114	3	58.808	1:08.181			
19	58.245	1:08.023	19	1:02.907	1:08.919				88	1 LAP	1:12.966			
81	58.772	1:07.915	81	1:03.294	1:08.779				40	1 LAP	1:12.596			

Weather / Track : Bright / Dry

Donington Park National  
Circuit Length = 1.9791 miles  
Start: 14:42 End: 15:09

**For the Robert Else Grand Prix Masters Trophy  
RACE 13 - LAP CHART**

Lap 16			Lap 17			Lap 18			Lap 19			Lap 20		
No	Behind	Laptime	No	Behind	Laptime	No	Behind	Laptime	No	Behind	Laptime	No	Behind	Laptime
33		1:53.257	33		1:42.780	33		1:04.638	33		1:02.809	33		1:03.142
40	2 LAPS	1:56.821	32	0.385	1:40.499	32	1.226	1:05.479	32	1.880	1:03.463	32	2.346	1:03.608
88	2 LAPS	1:57.998	19	1 LAP	1:41.372	2	5.263	1:08.070	2	7.601	1:05.147	2	8.895	1:04.436
32	2.666	1:45.981	2	1.831	1:41.435	19	1 LAP	1:09.374	31	8.558	1:05.082	31	9.692	1:04.276
19	1 LAP	1:46.308	21	1.988	1:40.397	31	6.285	1:07.784	21	9.311	1:05.694	21	11.735	1:05.566
2	3.176	1:26.739	20	2.597	1:40.493	21	6.426	1:09.076	11	12.481	1:07.866	11	14.578	1:05.239
21	4.371	1:25.871	31	3.139	1:38.989	20	7.210	1:09.251	19	1 LAP	1:09.720	20	18.080	1:07.926
20	4.884	1:25.788	11	3.807	1:38.620	11	7.424	1:08.255	20	13.296	1:08.895	19	1 LAP	1:09.285
31	6.930	1:26.213	16	5.115	1:40.276	16	7.802	1:07.325	16	13.633	1:08.640	16	19.334	1:08.843
16	7.619	1:24.879	60	5.892	1:39.721	60	8.112	1:06.858	60	14.360	1:09.057	60	19.454	1:08.236
11	7.967	1:26.211	88	2 LAPS	1:47.387	88	2 LAPS	1:13.310	88	2 LAPS	1:10.574	40	2 LAPS	1:10.762
60	8.951	1:25.204	40	2 LAPS	1:48.911	40	2 LAPS	1:12.843	40	2 LAPS	1:10.648	88	2 LAPS	1:12.492
81	2 LAPS	3:47.321	3	31.973	1:11.882	3	34.658	1:07.323	3	39.235	1:07.386	3	42.707	1:06.614
3	1:02.871	1:10.806	81	2 LAPS	1:19.510	81	2 LAPS	1:15.957	81	2 LAPS	1:14.237	81	2 LAPS	1:11.397

Weather / Track : Bright / Dry

Donington Park National  
Circuit Length = 1.9791 miles  
Start: 14:42 End: 15:09

**For the Robert Else Grand Prix Masters Trophy  
RACE 13 - LAP CHART**

Lap 21			Lap 22		
No	Behind	Laptime	No	Behind	Laptime
33		1:03.507	33		1:04.865
32	2.621	1:03.782	32	3.305	1:05.549
2	10.231	1:04.843	81	3 LAPS	1:14.454
31	10.692	1:04.507	2	10.879	1:05.513
21	14.092	1:05.864	31	13.086	1:07.259
11	16.338	1:05.267	21	16.121	1:06.894
20	20.013	1:05.440	11	17.372	1:05.899
60	31.823	1:15.876	20	22.795	1:07.647
40	2 LAPS	1:16.879	60	42.713	1:15.755 P
3	50.877	1:11.677	3	57.645	1:11.633
19	1 LAP	1:41.329	40	2 LAPS	1:19.927
88	2 LAPS	1:34.606 P	19	1 LAP	1:17.000

Weather / Track : Bright / Dry

Donington Park National  
Circuit Length = 1.9791 miles  
Start: 14:42 End: 15:09

# Pre 66 Mini Sprint Race

## QUALIFYING - RACE 12 - CLASSIFICATION

POS	NO	CL	NAME	ENTRY	TIME	ON	LAPS	GAP	DIFF	MPH
1	50	THD	Mike YULES	Morris Mini Cooper S	1:29.452	10	12			79.64
2	26	THD	Ron MAYDON	Austin Mini Cooper S	1:29.584	10	10	0.132	0.132	79.53
3	27	THD	Philip BURGESS	Austin Mini Cooper S	1:29.741	8	8	0.289	0.157	79.39
4	58	THD	EARNSHAW M/EARNSHAW R	Austin Mini Cooper S	1:30.262	7	13	0.810	0.521	78.93
5	97	THD	DEVEREUX/IVEY	Austin Mini Cooper S	1:30.712	10	10	1.260	0.450	78.54
6	72	THD	Andy HARRISON	Austin Mini Cooper S	1:31.153	8	12	1.701	0.441	78.16
7	4	THD	Tim STANBRIDGE	Morris Mini Cooper S	1:31.889	8	12	2.437	0.736	77.53
8	57	THD	William WARD	Austin Mini Cooper S	1:36.017	10	12	6.565	4.128	74.20

Car No 4 needs a working transponder - Q.12.2.1.

Weather / Track : Bright / Dry

These results are provisional until the conclusion of any judicial and technical matters.

Donington Park National  
Circuit Length = 1.9791 miles  
Start: 14:58 End: 15:20

Clerk of Course :		Timekeeper :
-------------------	--	--------------

## Pre 66 Mini Sprint Race

### QUALIFYING - RACE 12 - LAP ANALYSIS

<b>4</b>	<b>Tim STANBRIDGE</b>		THD Morris Mini Cooper S				
1 -	1:34.843	+ 2.954	15:01:59.896	7 -	1:32.668	+ 0.779	15:11:21.252
2 -	1:32.915	+ 1.026	15:03:32.811	8 -	<b>1:31.889</b>		<b>15:12:53.141</b>
3 -	1:33.899	+ 2.010	15:05:06.710	9 -	1:32.506	+ 0.617	15:14:25.647
4 -	1:36.073	+ 4.184	15:06:42.783	10 -	1:32.561	+ 0.672	15:15:58.208
5 -	1:33.373	+ 1.484	15:08:16.156	11 -	1:32.723	+ 0.834	15:17:30.931
6 -	1:32.428	+ 0.539	15:09:48.584	12 -	1:32.281	+ 0.392	15:19:03.212
<b>26</b>	<b>Ron MAYDON</b>		THD Austin Mini Cooper S				
1 -	1:34.381	+ 4.797	15:04:13.143	6 -	1:32.263	+ 2.679	15:11:49.764
2 -	1:32.303	+ 2.719	15:05:45.446	7 -	1:29.859	+ 0.275	15:13:19.623
3 -	1:30.136	+ 0.552	15:07:15.582	8 -	1:31.978	+ 2.394	15:14:51.601
4 -	1:31.264	+ 1.680	15:08:46.846	9 -	1:30.836	+ 1.252	15:16:22.437
5 -	1:30.655	+ 1.071	15:10:17.501	10 -	<b>1:29.584</b>		<b>15:17:52.021</b>
<b>27</b>	<b>Philip BURGESS</b>		THD Austin Mini Cooper S				
1 -	1:30.552	+ 0.811	15:02:40.467	5 -	7:35.167	+ 6:05.426	15:15:10.057
2 -	1:30.090	+ 0.349	15:04:10.557	6 -	1:30.497	+ 0.756	15:16:40.554
3 -	1:30.430	+ 0.689	15:05:40.987	7 -	1:30.644	+ 0.903	15:18:11.198
4 -	1:53.903 P	+ 24.162	15:07:34.890	8 -	<b>1:29.741</b>		<b>15:19:40.939</b>
<b>50</b>	<b>Mike YOULES</b>		THD Morris Mini Cooper S				
1 -	1:31.712	+ 2.260	15:01:50.113	7 -	1:30.397	+ 0.945	15:11:47.929
2 -	1:32.947 P	+ 3.495	15:03:23.060	8 -	1:30.230	+ 0.778	15:13:18.159
3 -	2:21.677	+ 52.225	15:05:44.737	9 -	1:30.184	+ 0.732	15:14:48.343
4 -	1:30.524	+ 1.072	15:07:15.261	10 -	<b>1:29.452</b>		<b>15:16:17.795</b>
5 -	1:31.945	+ 2.493	15:08:47.206	11 -	1:29.891	+ 0.439	15:17:47.686
6 -	1:30.326	+ 0.874	15:10:17.532	12 -	1:30.501	+ 1.049	15:19:18.187
<b>57</b>	<b>William WARD</b>		THD Austin Mini Cooper S				
1 -	1:39.993	+ 3.976	15:02:12.637	7 -	1:36.637	+ 0.620	15:12:00.286
2 -	1:39.779	+ 3.762	15:03:52.416	8 -	1:37.646	+ 1.629	15:13:37.932
3 -	1:37.605	+ 1.588	15:05:30.021	9 -	1:36.019	+ 0.002	15:15:13.951
4 -	1:38.437	+ 2.420	15:07:08.458	10 -	<b>1:36.017</b>		<b>15:16:49.968</b>
5 -	1:37.048	+ 1.031	15:08:45.506	11 -	1:40.491	+ 4.474	15:18:30.459
6 -	1:38.143	+ 2.126	15:10:23.649	12 -	1:43.693	+ 7.676	15:20:14.152
<b>58</b>	<b>EARNSHAW M/EARNSHAW R</b>		THD Austin Mini Cooper S				
1 -	1:31.226	+ 0.964	15:01:51.073	8 -	1:31.387	+ 1.125	15:12:32.261
2 -	1:33.198	+ 2.936	15:03:24.271	9 -	1:31.759	+ 1.497	15:14:04.020
3 -	1:31.869	+ 1.607	15:04:56.140	10 -	1:30.653	+ 0.391	15:15:34.673
4 -	1:32.121	+ 1.859	15:06:28.261	11 -	1:32.109	+ 1.847	15:17:06.782
5 -	1:31.589	+ 1.327	15:07:59.850	12 -	1:31.321	+ 1.059	15:18:38.103
6 -	1:30.762	+ 0.500	15:09:30.612	13 -	1:35.456	+ 5.194	15:20:13.559
7 -	<b>1:30.262</b>		<b>15:11:00.874</b>				
<b>72</b>	<b>Andy HARRISON</b>		THD Austin Mini Cooper S				
1 -	1:33.855	+ 2.702	15:02:04.407	7 -	1:32.185	+ 1.032	15:11:18.113
2 -	1:32.490	+ 1.337	15:03:36.897	8 -	<b>1:31.153</b>		<b>15:12:49.266</b>
3 -	1:31.819	+ 0.666	15:05:08.716	9 -	1:31.503	+ 0.350	15:14:20.769
4 -	1:32.969	+ 1.816	15:06:41.685	10 -	1:32.055	+ 0.902	15:15:52.824
5 -	1:32.597	+ 1.444	15:08:14.282	11 -	1:31.708	+ 0.555	15:17:24.532
6 -	1:31.646	+ 0.493	15:09:45.928	12 -	1:31.870	+ 0.717	15:18:56.402
<b>97</b>	<b>DEVEREUX/IVEY</b>		THD Austin Mini Cooper S				
1 -	1:33.937	+ 3.225	15:01:58.473	6 -	1:31.929	+ 1.217	15:09:37.592
2 -	1:32.223	+ 1.511	15:03:30.696	7 -	1:31.973	+ 1.261	15:11:09.565
3 -	1:31.702	+ 0.990	15:05:02.398	8 -	1:40.213 P	+ 9.501	15:12:49.778
4 -	1:31.944	+ 1.232	15:06:34.342	9 -	5:22.347	+ 3:51.635	15:18:12.125
5 -	1:31.321	+ 0.609	15:08:05.663	10 -	<b>1:30.712</b>		<b>15:19:42.837</b>


Car No 4 needs a working transponder - Q.12.2.1.

Weather / Track : Bright / Dry

Donington Park National  
Circuit Length = 1.9791 miles  
Start: 14:58 End: 15:20

# Pre 66 Mini Sprint Race

## RACE 12 - GRID

ROW 4	1:31.889 4   Tim STANBRIDGE	1:36.017 57   William WARD
ROW 3	1:30.712 97   DEVEREUX/IVEY	1:31.153 72   Andy HARRISON
ROW 2	1:29.741 27   Philip BURGESS	1:30.262 58   EARNSHAW M/EARNSHAW R
ROW 1	1:29.452 50   Mike YOULES	1:29.584 26   Ron MAYDON
<b>Pole</b>		
		

Car No 4 needs a working transponder - Q.12.2.1.

Donington Park National  
Circuit Length = 1.9791 miles

**These results are provisional until the conclusion of any judicial and technical matters.**

Clerk of Course :		Timekeeper :
-------------------	--	--------------

# Pre 66 Mini Sprint Race

## RACE 12 - CLASSIFICATION

POS	NO	CL	NAME	ENTRY	LAPS	TIME	GAP	DIFF	MPH	BEST	ON
1	26	THD	<b>Ron MAYDON</b>	Austin Mini Cooper S	14	21:02.667			78.99	1:28.540	13
2	27	THD	<b>Philip BURGESS</b>	Austin Mini Cooper S	14	21:02.738	0.071	0.071	78.99	1:29.150	13
3	50	THD	<b>Mike YOUNG</b>	Morris Mini Cooper S	14	21:08.153	5.486	5.415	78.65	1:29.349	12
4	72	THD	<b>Andy HARRISON</b>	Austin Mini Cooper S	14	21:10.222	7.555	2.069	78.52	1:29.534	4
5	58	THD	<b>Marc EARNSHAW</b>	Austin Mini Cooper S	14	21:17.616	14.949	7.394	78.07	1:29.744	4
6	57	THD	<b>William WARD</b>	Austin Mini Cooper S	13	21:55.103	1 lap	1 lap	70.42	1:35.577	4
NOT CLASSIFIED											
DNF	97	THD	<b>Rupert IVEY</b>	Austin Mini Cooper S	11	17:08.586	3 laps	2 laps	76.19	1:29.595	3
FASTEST LAP											
	26	THD	<b>Ron MAYDON</b>	Austin Mini Cooper S	13	1:28.540			80.46 mph	129.50 kph	

Weather / Track : Sunny / Dry  
 These results are provisional until the conclusion of any judicial and technical matters.

Donington Park National  
 Circuit Length = 1.9791 miles  
 Start: 14:09 End: 14:31

Clerk of Course :		Timekeeper :
-------------------	--	--------------

**Pre 66 Mini Sprint Race**  
**RACE 12 - LAP CHART**

Lap 1			Lap 2			Lap 3			Lap 4			Lap 5		
No	Behind	Laptime	No	Behind	Laptime	No	Behind	Laptime	No	Behind	Laptime	No	Behind	Laptime
50		1:31.857	27		1:30.760	27		1:30.006	26		1:29.681	26		1:29.930
27	0.187	1:32.044	50	1.228	1:32.175	26	1.060	1:29.661	27	0.323	1:31.064	50	0.165	1:29.667
26	1.083	1:32.940	26	1.405	1:31.269	50	1.798	1:30.576	50	0.428	1:29.371	27	0.377	1:29.984
72	1.769	1:33.626	97	2.698	1:30.887	97	2.287	1:29.595	97	1.364	1:29.818	72	1.568	1:29.904
97	2.758	1:34.615	72	3.163	1:32.341	72	2.801	1:29.644	72	1.594	1:29.534	58	3.124	1:29.942
58	3.808	1:35.665	58	4.250	1:31.389	58	4.109	1:29.865	58	3.112	1:29.744	97	9.386	1:37.952
57	7.641	1:39.498	57	14.644	1:37.950	57	21.520	1:36.882	57	26.356	1:35.577	57	33.189	1:36.763

Weather / Track : Sunny / Dry

Donington Park National  
 Circuit Length = 1.9791 miles  
 Start: 14:09 End: 14:31

**Pre 66 Mini Sprint Race**  
**RACE 12 - LAP CHART**

Lap 6			Lap 7			Lap 8			Lap 9			Lap 10		
No	Behind	Laptime	No	Behind	Laptime	No	Behind	Laptime	No	Behind	Laptime	No	Behind	Laptime
50		1:31.261	27		1:30.665	27		1:29.431	27		1:29.453	27		1:29.404
26	0.180	1:31.606	50	1.426	1:32.484	26	1.236	1:29.066	26	1.251	1:29.468	26	1.017	1:29.170
27	0.393	1:31.442	26	1.601	1:32.479	50	1.814	1:29.819	50	2.612	1:30.251	50	2.682	1:29.474
72	0.989	1:30.847	72	1.842	1:31.911	72	2.282	1:29.871	72	3.825	1:30.996	72	4.444	1:30.023
58	2.724	1:31.026	58	2.179	1:30.513	58	3.692	1:30.944	58	7.196	1:32.957	58	9.797	1:32.005
97	9.438	1:31.478	97	9.202	1:30.822	97	10.526	1:30.755	97	12.225	1:31.152	97	13.318	1:30.497
57	38.438	1:36.675	57	44.741	1:37.361	57	52.022	1:36.712	57	58.747	1:36.178	57	1:07.458	1:38.115

Weather / Track : Sunny / Dry

Donington Park National  
 Circuit Length = 1.9791 miles  
 Start: 14:09 End: 14:31

**Pre 66 Mini Sprint Race**  
**RACE 12 - LAP CHART**

Lap 11			Lap 12			Lap 13			Lap 14		
No	Behind	Laptime	No	Behind	Laptime	No	Behind	Laptime	No	Behind	Laptime
27		1:29.194	27		1:29.404	27		1:29.150	26		1:30.481
26	1.545	1:29.722	26	0.795	1:28.654	26	0.185	1:28.540	27	0.071	1:30.737
50	3.286	1:29.798	50	3.231	1:29.349	50	4.182	1:30.101	50	5.486	1:31.970
72	5.330	1:30.080	72	6.299	1:30.373	72	7.429	1:30.280	72	7.555	1:30.792
58	12.299	1:31.696	58	14.458	1:31.563	58	15.561	1:30.253	58	14.949	1:30.054
97	35.139	1:51.015 P				57	1 LAP	2:16.368 P	57	1 LAP	1:41.403
57	1:23.885	1:45.621 P									

Weather / Track : Sunny / Dry

Donington Park National  
 Circuit Length = 1.9791 miles  
 Start: 14:09 End: 14:31

# H & H Auctions Sports Racing Masters Trophy

## QUALIFYING - RACE 6 - CLASSIFICATION

POS	NO	CL	NAME	ENTRY	TIME	ON	LAPS	GAP	DIFF	MPH
1	2	SRM	<b>WILLS/TWYMAN</b>	McLaren M1 B	<b>1:13.620</b>	2	20			96.77
2	4	Bonni	<b>WATSON/O'CONNELL</b>	Chevron B8	<b>1:15.249</b>	23	24	<b>1.629</b>	1.629	94.68
3	66	Bonni	<b>COTTINGHAM/COTTINGHAM</b>	Chevron B8	<b>1:15.505</b>	15	20	<b>1.885</b>	0.256	94.35
4	87	SRM	<b>MONTEVERDE/PEARSON</b>	Lola T70 Spyder	<b>1:15.561</b>	3	17	<b>1.941</b>	0.056	94.28
5	22	Bonni	<b>MINSHAW G/MINSHAW J</b>	Chevron B8	<b>1:15.761</b>	15	17	<b>2.141</b>	0.200	94.04
6	59	Bonni	<b>INGRAM/CHILES JNR</b>	Chevron B8	<b>1:16.033</b>	19	22	<b>2.413</b>	0.272	93.70
7	18	SRM	<b>Paul KNAPFIELD</b>	Lola T70 Spyder	<b>1:16.387</b>	14	17	<b>2.767</b>	0.354	93.27
8	38	Bonni	<b>Edward LOVETT</b>	Chevron B8	<b>1:16.495</b>	16	23	<b>2.875</b>	0.108	93.13
9	55	SRM	<b>BUNCOMBE C/BUNCOMBE A</b>	Ford GT40	<b>1:16.538</b>	4	8	<b>2.918</b>	0.043	93.08
10	15	SRM	<b>Adrian NEWEY</b>	Ford GT40	<b>1:16.860</b>	6	18	<b>3.240</b>	0.322	92.69
11	45	Bonni	<b>Alec HAMMOND</b>	Chevron B8	<b>1:17.309</b>	22	23	<b>3.689</b>	0.449	92.15
12	86	SRM	<b>FORSBREY/NEWALL</b>	Ford GT40 Mk1	<b>1:17.446</b>	21	23	<b>3.826</b>	0.137	91.99
13	14	Bonni	<b>Steve HODGES</b>	Chevron B8	<b>1:17.699</b>	16	18	<b>4.079</b>	0.253	91.69
14	42	Bonni	<b>Hugh COLMAN</b>	Chevron B8	<b>1:17.702</b>	8	17	<b>4.082</b>	0.003	91.69
15	65	SRM	<b>GOODWIN C/GOODWIN T</b>	Lotus 23B	<b>1:18.101</b>	21	22	<b>4.481</b>	0.399	91.22
16	29	SRM	<b>Keith AHLERS</b>	Cooper Monaco King Cobra	<b>1:18.151</b>	9	17	<b>4.531</b>	0.050	91.16
17	24	SRM	<b>WILLS/MAYDON</b>	Elva Mk VII	<b>1:18.267</b>	11	12	<b>4.647</b>	0.116	91.02
18	118	Bonni	<b>AYLETT/JONES</b>	Chevron B6	<b>1:19.116</b>	18	21	<b>5.496</b>	0.849	90.05
19	23	SRM	<b>PEARSON J/PEARSON G</b>	Lotus 23B	<b>1:19.189</b>	16	19	<b>5.569</b>	0.073	89.97
20	17	SRM	<b>JONES/ADAMS</b>	Lola T70 Mk1 Spyder	<b>1:19.677</b>	10	10	<b>6.057</b>	0.488	89.41
21	53	SRM	<b>GARSDIE/NEWALL</b>	Lotus 23B	<b>1:19.964</b>	5	21	<b>6.344</b>	0.287	89.09
22	40	SRM	<b>HANCOCK A/HANCOCK O</b>	Ford GT40 (c)	<b>1:20.016</b>	5	22	<b>6.396</b>	0.052	89.04

Weather / Track : Sunny / Dry  
 These results are provisional until the conclusion of any judicial and technical matters.

Donington Park National  
 Circuit Length = 1.9791 miles  
 Start: 15:30 End: 16:13

Clerk of Course :		Timekeeper :
-------------------	--	--------------

# H & H Auctions Sports Racing Masters Trophy

## QUALIFYING - RACE 6 - LAP ANALYSIS

<b>2</b>	<b>WILLS/TWYMAN</b>			SRMC McLaren M1 B			
1 -	1:16.791	+ 3.171	15:33:09.447	11 -	1:17.494	+ 3.874	15:56:55.660
2 -	<b>1:13.620</b>		<b>15:34:23.067</b>	12 -	1:19.377	+ 5.757	15:58:15.037
3 -	1:14.962	+ 1.342	15:35:38.029	13 -	1:16.689	+ 3.069	15:59:31.726
4 -	1:13.755	+ 0.135	15:36:51.784	14 -	1:15.757	+ 2.137	16:00:47.483
5 -	1:17.158 P	+ 3.538	15:38:08.942	15 -	1:15.758	+ 2.138	16:02:03.241
6 -	2:23.320	+ 1:09.700	15:40:32.262	16 -	1:16.849	+ 3.229	16:03:20.090
7 -	1:16.906	+ 3.286	15:41:49.168	17 -	1:15.228	+ 1.608	16:04:35.318
8 -	1:16.491	+ 2.871	15:43:05.659	18 -	1:21.925	+ 8.305	16:05:57.243
9 -	1:19.171 P	+ 5.551	15:44:24.830	19 -	1:15.063	+ 1.443	16:07:12.306
10 -	11:13.336	+ 9:59.716	15:55:38.166	20 -	1:20.881 P	+ 7.261	16:08:33.187
<b>4</b>	<b>WATSON/O'CONNELL</b>			Jonnie Chevron B8			
1 -	1:22.645	+ 7.396	15:33:11.648	13 -	1:18.449	+ 3.200	15:57:55.819
2 -	1:22.337	+ 7.088	15:34:33.985	14 -	1:17.482	+ 2.233	15:59:13.301
3 -	1:19.085	+ 3.836	15:35:53.070	15 -	1:16.549	+ 1.300	16:00:29.850
4 -	1:18.046	+ 2.797	15:37:11.116	16 -	1:17.315	+ 2.066	16:01:47.165
5 -	1:19.273	+ 4.024	15:38:30.389	17 -	1:16.644	+ 1.395	16:03:03.809
6 -	1:18.393	+ 3.144	15:39:48.782	18 -	1:38.185	+ 22.936	16:04:41.994
7 -	1:18.713	+ 3.464	15:41:07.495	19 -	1:16.486	+ 1.237	16:05:58.480
8 -	1:18.476	+ 3.227	15:42:25.971	20 -	1:15.428	+ 0.179	16:07:13.908
9 -	1:18.394	+ 3.145	15:43:44.365	21 -	1:24.785	+ 9.536	16:08:38.693
10 -	1:20.012	+ 4.763	15:45:04.377	22 -	1:15.329	+ 0.080	16:09:54.022
11 -	1:18.502	+ 3.253	15:46:22.879	23 -	<b>1:15.249</b>		<b>16:11:09.271</b>
12 -	10:14.491	+ 8:59.242	15:56:37.370	24 -	1:15.668	+ 0.419	16:12:24.939
<b>14</b>	<b>Steve HODGES</b>			Jonnie Chevron B8			
1 -	1:21.529	+ 3.830	15:33:09.027	10 -	10:12.491	+ 8:54.792	15:56:04.704
2 -	1:19.701	+ 2.002	15:34:28.728	11 -	1:18.540	+ 0.841	15:57:23.244
3 -	1:19.299	+ 1.600	15:35:48.027	12 -	1:19.833	+ 2.134	15:58:43.077
4 -	1:20.549	+ 2.850	15:37:08.576	13 -	1:20.079	+ 2.380	16:00:03.156
5 -	1:18.586	+ 0.887	15:38:27.162	14 -	1:19.607	+ 1.908	16:01:22.763
6 -	1:22.856 P	+ 5.157	15:39:50.018	15 -	1:17.754	+ 0.055	16:02:40.517
7 -	3:24.921	+ 2:07.222	15:43:14.939	16 -	<b>1:17.699</b>		<b>16:03:58.216</b>
8 -	1:18.917	+ 1.218	15:44:33.856	17 -	1:18.047	+ 0.348	16:05:16.263
9 -	1:18.357	+ 0.658	15:45:52.213	18 -	1:28.009 P	+ 10.310	16:06:44.272
<b>15</b>	<b>Adrian NEWEY</b>			SRMI Ford GT40			
1 -	1:20.540	+ 3.680	15:36:30.276	10 -	1:19.228	+ 2.368	16:00:40.638
2 -	1:18.739	+ 1.879	15:37:49.015	11 -	1:21.624	+ 4.764	16:02:02.262
3 -	1:17.693	+ 0.833	15:39:06.708	12 -	1:19.100	+ 2.240	16:03:21.362
4 -	1:18.079	+ 1.219	15:40:24.787	13 -	1:17.293	+ 0.433	16:04:38.655
5 -	1:18.511	+ 1.651	15:41:43.298	14 -	1:16.885	+ 0.025	16:05:55.540
6 -	<b>1:16.860</b>		<b>15:43:00.158</b>	15 -	1:17.229	+ 0.369	16:07:12.769
7 -	1:16.960	+ 0.100	15:44:17.118	16 -	1:29.703	+ 12.843	16:08:42.472
8 -	1:16.982	+ 0.122	15:45:34.100	17 -	1:16.981	+ 0.121	16:09:59.453
9 -	13:47.310	+ 12:30.450	15:59:21.410	18 -	1:27.194 P	+ 10.334	16:11:26.647
<b>17</b>	<b>JONES/ADAMS</b>			SRMC Lola T70 Mk1 Spyder			
1 -	1:25.033	+ 5.356	15:33:12.293	6 -	4:26.831	+ 3:07.154	15:43:24.916
2 -	1:24.897	+ 5.220	15:34:37.190	7 -	1:24.039	+ 4.362	15:44:48.955
3 -	1:29.866	+ 10.189	15:36:07.056	8 -	1:23.211	+ 3.534	15:46:12.166
4 -	1:24.396	+ 4.719	15:37:31.452	9 -	9:14.531	+ 7:54.854	15:55:26.697
5 -	1:26.633 P	+ 6.956	15:38:58.085	10 -	<b>1:19.677</b>		<b>15:56:46.374</b>
<b>18</b>	<b>Paul KNAPFIELD</b>			SRMC Lola T70 Spyder			
1 -	1:22.198	+ 5.811	15:34:44.095	10 -	1:18.788	+ 2.401	15:58:22.042
2 -	1:19.048	+ 2.661	15:36:03.143	11 -	1:17.561	+ 1.174	15:59:39.603
3 -	1:17.239	+ 0.852	15:37:20.382	12 -	1:17.219	+ 0.832	16:00:56.822
4 -	1:34.207	+ 17.820	15:38:54.589	13 -	1:17.032	+ 0.645	16:02:13.854
5 -	1:20.573 P	+ 4.186	15:40:15.162	14 -	<b>1:16.387</b>		<b>16:03:30.241</b>
6 -	4:57.446	+ 3:41.059	15:45:12.608	15 -	1:36.121	+ 19.734	16:05:06.362

Car No 87 needs a working transponder - Q.12.2.1.

Weather / Track : Sunny / Dry

Donington Park National  
Circuit Length = 1.9791 miles  
Start: 15:30 End: 16:13

# H & H Auctions Sports Racing Masters Trophy

## QUALIFYING - RACE 6 - LAP ANALYSIS

7 -	1:19.237	+ 2.850	15:46:31.845	16 -	1:16.588	+ 0.201	16:06:22.950
8 -	9:13.736	+ 7:57.349	15:55:45.581	17 -	1:47.058 P	+ 30.671	16:08:10.008
9 -	1:17.673	+ 1.286	15:57:03.254				
<b>22</b>	<b>MINSHAW G/MINSHAW J</b> Bonnie Chevron B8						
1 -	1:19.308	+ 3.547	15:33:15.381	10 -	1:16.467	+ 0.706	15:44:49.451
2 -	1:18.586	+ 2.825	15:34:33.967	11 -	1:18.542	+ 2.781	15:46:07.993
3 -	1:16.923	+ 1.162	15:35:50.890	12 -	9:17.185	+ 8:01.424	15:55:25.178
4 -	1:17.125	+ 1.364	15:37:08.015	13 -	1:15.793	+ 0.032	15:56:40.971
5 -	1:16.467	+ 0.706	15:38:24.482	14 -	1:16.057	+ 0.296	15:57:57.028
6 -	1:16.125	+ 0.364	15:39:40.607	15 -	<b>1:15.761</b>		<b>15:59:12.789</b>
7 -	1:16.910	+ 1.149	15:40:57.517	16 -	1:15.864	+ 0.103	16:00:28.653
8 -	1:18.525	+ 2.764	15:42:16.042	17 -	1:42.294 P	+ 26.533	16:02:10.947
9 -	1:16.942	+ 1.181	15:43:32.984				
<b>23</b>	<b>PEARSON J/PEARSON G</b> SRMA Lotus 23B						
1 -	1:24.014	+ 4.825	15:33:35.060	11 -	1:23.759 P	+ 4.570	15:56:55.803
2 -	1:23.176	+ 3.987	15:34:58.236	12 -	3:28.780	+ 2:09.591	16:00:24.583
3 -	1:22.131	+ 2.942	15:36:20.367	13 -	1:20.463	+ 1.274	16:01:45.046
4 -	1:21.767	+ 2.578	15:37:42.134	14 -	1:20.382	+ 1.193	16:03:05.428
5 -	1:21.241	+ 2.052	15:39:03.375	15 -	1:19.940	+ 0.751	16:04:25.368
6 -	1:20.347	+ 1.158	15:40:23.722	16 -	<b>1:19.189</b>		<b>16:05:44.557</b>
7 -	1:28.065 P	+ 8.876	15:41:51.787	17 -	1:19.346	+ 0.157	16:07:03.903
8 -	3:03.550	+ 1:44.361	15:44:55.337	18 -	1:31.413 P	+ 12.224	16:08:35.316
9 -	1:24.532 P	+ 5.343	15:46:19.869	19 -	4:34.160	+ 3:14.971	16:13:09.476
10 -	9:12.175	+ 7:52.986	15:55:32.044				
<b>24</b>	<b>WILLS/MAYDON</b> SRMA Elva Mk VII						
1 -	1:35.059	+ 16.792	15:37:00.940	7 -	9:28.206	+ 8:09.939	15:55:38.848
2 -	1:31.659	+ 13.392	15:38:32.599	8 -	1:19.288	+ 1.021	15:56:58.136
3 -	1:26.750	+ 8.483	15:39:59.349	9 -	1:19.325	+ 1.058	15:58:17.461
4 -	1:29.261 P	+ 10.994	15:41:28.610	10 -	1:19.293	+ 1.026	15:59:36.754
5 -	3:20.121	+ 2:01.854	15:44:48.731	11 -	<b>1:18.267</b>		<b>16:00:55.021</b>
6 -	1:21.911	+ 3.644	15:46:10.642	12 -	1:32.285 P	+ 14.018	16:02:27.306
<b>29</b>	<b>Keith AHLERS</b> SRMB Cooper Monaco King Cobra						
1 -	1:22.675	+ 4.524	15:33:12.401	10 -	8:50.061	+ 7:31.910	15:55:35.549
2 -	1:22.864	+ 4.713	15:34:35.265	11 -	1:19.542	+ 1.391	15:56:55.091
3 -	1:19.648	+ 1.497	15:35:54.913	12 -	1:23.159	+ 5.008	15:58:18.250
4 -	1:18.840	+ 0.689	15:37:13.753	13 -	1:20.128	+ 1.977	15:59:38.378
5 -	1:18.675	+ 0.524	15:38:32.428	14 -	1:18.278	+ 0.127	16:00:56.656
6 -	2:38.807	+ 1:20.656	15:41:11.235	15 -	1:19.697	+ 1.546	16:02:16.353
7 -	1:28.828 P	+ 10.677	15:42:40.063	16 -	1:18.477	+ 0.326	16:03:34.830
8 -	2:47.274	+ 1:29.123	15:45:27.337	17 -	1:30.796 P	+ 12.645	16:05:05.626
9 -	<b>1:18.151</b>		<b>15:46:45.488</b>				
<b>38</b>	<b>Edward LOVETT</b> Bonnie Chevron B8						
1 -	1:20.157	+ 3.662	15:32:55.994	13 -	1:17.180	+ 0.685	15:59:08.132
2 -	1:18.997	+ 2.502	15:34:14.991	14 -	1:16.607	+ 0.112	16:00:24.739
3 -	1:18.243	+ 1.748	15:35:33.234	15 -	1:16.727	+ 0.232	16:01:41.466
4 -	1:19.816 P	+ 3.321	15:36:53.050	16 -	<b>1:16.495</b>		<b>16:02:57.961</b>
5 -	3:52.081	+ 2:35.586	15:40:45.131	17 -	1:17.104	+ 0.609	16:04:15.065
6 -	1:17.226	+ 0.731	15:42:02.357	18 -	1:16.839	+ 0.344	16:05:31.904
7 -	1:18.353	+ 1.858	15:43:20.710	19 -	1:17.051	+ 0.556	16:06:48.955
8 -	1:17.409	+ 0.914	15:44:38.119	20 -	1:18.168	+ 1.673	16:08:07.123
9 -	1:16.721	+ 0.226	15:45:54.840	21 -	1:16.929	+ 0.434	16:09:24.052
10 -	9:20.553	+ 8:04.058	15:55:15.393	22 -	1:17.289	+ 0.794	16:10:41.341
11 -	1:17.680	+ 1.185	15:56:33.073	23 -	1:17.224	+ 0.729	16:11:58.565
12 -	1:17.879	+ 1.384	15:57:50.952				
<b>40</b>	<b>HANCOCK A/HANCOCK O</b> SRMI Ford GT40 (c)						
1 -	1:23.491	+ 3.475	15:33:44.591	12 -	1:25.638	+ 5.622	15:58:17.019
2 -	1:22.748	+ 2.732	15:35:07.339	13 -	1:23.925	+ 3.909	15:59:40.944

Car No 87 needs a working transponder - Q.12.2.1.

Weather / Track : Sunny / Dry

Donington Park National  
Circuit Length = 1.9791 miles  
Start: 15:30 End: 16:13



# H & H Auctions Sports Racing Masters Trophy

## QUALIFYING - RACE 6 - LAP ANALYSIS

9 -	1:17.165	+ 1.132	15:44:42.423	20 -	1:16.380	+ 0.347	16:07:04.667
10 -	1:16.649	+ 0.616	15:45:59.072	21 -	1:16.622	+ 0.589	16:08:21.289
11 -	9:33.355	+ 8:17.322	15:55:32.427	22 -	1:23.717 P	+ 7.684	16:09:45.006
<b>65</b>	<b>GOODWIN C/GOODWIN T</b>		SRMA Lotus 23B				
1 -	1:23.146	+ 5.045	15:33:25.990	12 -	1:19.526	+ 1.425	15:57:32.212
2 -	1:20.635	+ 2.534	15:34:46.625	13 -	1:19.509	+ 1.408	15:58:51.721
3 -	1:20.859	+ 2.758	15:36:07.484	14 -	1:21.929	+ 3.828	16:00:13.650
4 -	1:30.113	+ 12.012	15:37:37.597	15 -	1:18.997	+ 0.896	16:01:32.647
5 -	1:20.325	+ 2.224	15:38:57.922	16 -	1:18.227	+ 0.126	16:02:50.874
6 -	1:20.003	+ 1.902	15:40:17.925	17 -	1:21.513	+ 3.412	16:04:12.387
7 -	1:36.437	+ 18.336	15:41:54.362	18 -	1:22.505	+ 4.404	16:05:34.892
8 -	1:24.712	+ 6.611	15:43:19.074	19 -	1:18.556	+ 0.455	16:06:53.448
9 -	1:19.874	+ 1.773	15:44:38.948	20 -	1:18.131	+ 0.030	16:08:11.579
10 -	1:19.736	+ 1.635	15:45:58.684	21 -	<b>1:18.101</b>		<b>16:09:29.680</b>
11 -	10:14.002	+ 8:55.901	15:56:12.686	22 -	1:28.554 P	+ 10.453	16:10:58.234
<b>66</b>	<b>COTTINGHAM/COTTINGHAM</b>		Bonnie Chevron B8				
1 -	1:23.484	+ 7.979	15:33:56.326	11 -	1:21.149	+ 5.644	15:58:07.877
2 -	1:21.691	+ 6.186	15:35:18.017	12 -	1:17.368	+ 1.863	15:59:25.245
3 -	1:18.548	+ 3.043	15:36:36.565	13 -	1:15.992	+ 0.487	16:00:41.237
4 -	1:18.152	+ 2.647	15:37:54.717	14 -	1:17.705	+ 2.200	16:01:58.942
5 -	1:22.824 P	+ 7.319	15:39:17.541	15 -	<b>1:15.505</b>		<b>16:03:14.447</b>
6 -	4:21.786	+ 3:06.281	15:43:39.327	16 -	1:16.762	+ 1.257	16:04:31.209
7 -	1:20.428	+ 4.923	15:44:59.755	17 -	1:16.111	+ 0.606	16:05:47.320
8 -	1:18.543	+ 3.038	15:46:18.298	18 -	1:15.832	+ 0.327	16:07:03.152
9 -	9:09.354	+ 7:53.849	15:55:27.652	19 -	1:21.708 P	+ 6.203	16:08:24.860
10 -	1:19.076	+ 3.571	15:56:46.728	20 -	2:52.056 P	+ 1:36.551	16:11:16.916
<b>86</b>	<b>FORSBREY/NE WALL</b>		SRMI Ford GT40 Mk1				
1 -	1:20.542	+ 3.096	15:33:01.474	13 -	1:18.586	+ 1.140	15:56:33.310
2 -	1:20.240	+ 2.794	15:34:21.714	14 -	1:18.139	+ 0.693	15:57:51.449
3 -	1:19.582	+ 2.136	15:35:41.296	15 -	1:17.666	+ 0.220	15:59:09.115
4 -	1:19.380	+ 1.934	15:37:00.676	16 -	1:17.900	+ 0.454	16:00:27.015
5 -	1:18.776	+ 1.330	15:38:19.452	17 -	1:18.069	+ 0.623	16:01:45.084
6 -	1:19.560	+ 2.114	15:39:39.012	18 -	1:17.628	+ 0.182	16:03:02.712
7 -	1:19.592	+ 2.146	15:40:58.604	19 -	1:17.608	+ 0.162	16:04:20.320
8 -	1:18.914	+ 1.468	15:42:17.518	20 -	1:17.557	+ 0.111	16:05:37.877
9 -	1:20.787	+ 3.341	15:43:38.305	21 -	<b>1:17.446</b>		<b>16:06:55.323</b>
10 -	1:19.463	+ 2.017	15:44:57.768	22 -	1:17.493	+ 0.047	16:08:12.816
11 -	1:23.730 P	+ 6.284	15:46:21.498	23 -	1:19.003	+ 1.557	16:09:31.819
12 -	8:53.226	+ 7:35.780	15:55:14.724				
<b>87</b>	<b>MONTEVERDE/PEARSON</b>		SRMD Lola T70 Spyder				
1 -	1:16.793	+ 1.232	15:33:02.930	10 -	1:17.133	+ 1.572	15:45:56.457
2 -	1:16.752	+ 1.191	15:34:19.682	11 -	9:30.844	+ 8:15.283	15:55:27.301
3 -	<b>1:15.561</b>		<b>15:35:35.243</b>	12 -	1:26.739	+ 11.178	15:56:54.040
4 -	1:28.741 P	+ 13.180	15:37:03.984	13 -	1:21.912	+ 6.351	15:58:15.952
5 -	2:25.892	+ 1:10.331	15:39:29.876	14 -	1:16.624	+ 1.063	15:59:32.576
6 -	1:18.301	+ 2.740	15:40:48.177	15 -	1:16.307	+ 0.746	16:00:48.883
7 -	1:16.913	+ 1.352	15:42:05.090	16 -	1:16.922	+ 1.361	16:02:05.805
8 -	1:17.116	+ 1.555	15:43:22.206	17 -	1:28.806 P	+ 13.245	16:03:34.611
9 -	1:17.118	+ 1.557	15:44:39.324				
<b>118</b>	<b>AYLETT/JONES</b>		Bonnie Chevron B6				
1 -	1:28.699	+ 9.583	15:33:53.493	12 -	1:20.996	+ 1.880	15:58:19.044
2 -	1:26.802	+ 7.686	15:35:20.295	13 -	1:21.504	+ 2.388	15:59:40.548
3 -	1:23.932	+ 4.816	15:36:44.227	14 -	1:20.526	+ 1.410	16:01:01.074
4 -	1:23.141	+ 4.025	15:38:07.368	15 -	1:19.348	+ 0.232	16:02:20.422
5 -	1:23.407	+ 4.291	15:39:30.775	16 -	1:19.463	+ 0.347	16:03:39.885
6 -	1:23.297	+ 4.181	15:40:54.072	17 -	1:19.896	+ 0.780	16:04:59.781
7 -	1:23.425	+ 4.309	15:42:17.497	18 -	<b>1:19.116</b>		<b>16:06:18.897</b>
8 -	1:23.853	+ 4.737	15:43:41.350	19 -	1:19.379	+ 0.263	16:07:38.276

Car No 87 needs a working transponder - Q.12.2.1.

Weather / Track : Sunny / Dry

Donington Park National  
Circuit Length = 1.9791 miles  
Start: 15:30 End: 16:13

# H & H Auctions Sports Racing Masters Trophy

## QUALIFYING - RACE 6 - LAP ANALYSIS

9 -	1:29.808 P	+ 10.692	15:45:11.158	20 -	1:19.357	+ 0.241	16:08:57.633
10 -	10:25.335	+ 9:06.219	15:55:36.493	21 -	1:22.928	+ 3.812	16:10:20.561
11 -	1:21.555	+ 2.439	15:56:58.048				


Car No 87 needs a working transponder - Q.12.2.1.

Weather / Track : Sunny / Dry

Donington Park National  
Circuit Length = 1.9791 miles  
Start: 15:30 End: 16:13

# H & H Auctions Sports Racing Masters Trophy

## RACE 6 - GRID

ROW 11	1:19.964 53   GARSIDE/NEWALL	1:20.016 40   HANCOCK A/HANCOCK O
ROW 10	1:19.189 23   PEARSON J/PEARSON G	1:19.677 17   JONES/ADAMS
ROW 9	1:18.267 24   WILLS/MAYDON	1:19.116 118   AYLETT/JONES
ROW 8	1:18.101 65   GOODWIN C/GOODWIN T	1:18.151 29   Keith AHLERS
ROW 7	1:17.699 14   Steve HODGES	1:17.702 42   Hugh COLMAN
ROW 6	1:17.309 45   Alec HAMMOND	1:17.446 86   FORSBREY/NEWALL
ROW 5	1:16.538 55   BUNCOMBE C/BUNCOMBE A	1:16.860 15   Adrian NEWEY
ROW 4	1:16.387 18   Paul KNAPFIELD	1:16.495 38   Edward LOVETT
ROW 3	1:15.761 22   MINSHAW G/MINSHAW J	1:16.033 59   INGRAM/CHILES JNR
ROW 2	1:15.505 66   COTTINGHAM/COTTINGHAM	1:15.561 87   MONTEVERDE/PEARSON
ROW 1	1:13.620 2   WILLS/TWYMAN	1:15.249 4   WATSON/O'CONNELL
<b>Pole</b>		
		

Donington Park National  
Circuit Length = 1.9791 miles

**These results are provisional until the conclusion of any judicial and technical matters.**

Clerk of Course :		Timekeeper :
-------------------	--	--------------

# H & H Auctions Sports Racing Masters Trophy

## RACE 6 - CLASSIFICATION

POS	NO	CL	NAME	ENTRY	LAPS	TIME	GAP	DIFF	MPH	BEST	ON
1	55	SRM	<b>BUNCOMBE C/BUNCOMBE A</b>	Ford GT40	46	1:00:41.861			89.99	1:16.162	34
2	22	Bonni	<b>MINSHAW G/MINSHAW J</b>	Chevron B8	46	1:00:47.356	5.495	5.495	89.85	1:16.158	21
3	38	Bonni	<b>Edward LOVETT</b>	Chevron B8	46	1:01:21.548	39.687	34.192	89.02	1:17.103	8
4	14	Bonni	<b>Steve HODGES</b>	Chevron B8	46	1:01:28.602	46.741	7.054	88.85	1:16.860	39
5	42	Bonni	<b>Hugh COLMAN</b>	Chevron B8	46	1:01:35.814	53.953	7.212	88.67	1:16.705	35
6	15	SRM	<b>Adrian NEWWEY</b>	Ford GT40	45	1:00:55.586	1 lap	1 lap	87.70	1:17.980	40
7	86	SRM	<b>FORSBREY/NEWALL</b>	Ford GT40 Mk1	45	1:01:38.727	1 lap	43.141	86.68	1:17.795	35
8	29	SRM	<b>Keith AHLERS</b>	Cooper Monaco King Cobra	45	1:01:49.769	1 lap	11.042	86.42	1:19.042	30
9	23	SRM	<b>PEARSON J/PEARSON G</b>	Lotus 23B	44	1:01:03.110	2 laps	1 lap	85.57	1:19.230	21
10	17	SRM	<b>JONES/ADAMS</b>	Lola T70 Mk1 Spyder	44	1:02:03.039	2 laps	59.929	84.20	1:19.240	23
11	118	Bonni	<b>AYLETT/JONES</b>	Chevron B6	43	1:01:01.657	3 laps	1 lap	83.66	1:19.392	21
12	59	Bonni	<b>INGRAM/CHILES Jr</b>	Chevron B8	42	59:33.151	4 laps	1 lap	83.74	1:17.328	36
13	53	SRM	<b>GARSDIE/NEWALL</b>	Lotus 23B	41	1:01:55.365	5 laps	1 lap	78.62	1:20.050	5
14	65	SRM	<b>GOODWIN C/GOODWIN T</b>	Lotus 23B	34	1:01:40.155	12 laps	7 laps	65.46	1:18.442	25
NOT CLASSIFIED											
DNC	24	SRM	<b>WILLS/MAYDON</b>	Elva Mk VII	26	36:35.406	20 laps	8 laps	84.37	1:19.036	7
DNC	66	Bonni	<b>COTTINGHAM/COTTINGHAM</b>	Chevron B8	24	31:21.658	22 laps	2 laps	90.87	1:16.152	8
DNC	40	SRM	<b>HANCOCK A/HANCOCK O</b>	Ford GT40 (c)	13	17:37.071	33 laps	11 laps	87.61	1:19.525	8
DNC	87	SRM	<b>MONTEVERDE/PEARSON</b>	Lola T70 Spyder	1	2:02.550	45 laps	12 laps	58.13		
DNC	4	Bonni	<b>WATSON/O'CONNELL</b>	Chevron B8	1	4:55.662	45 laps	2:53.112	24.09		
DNC	2	SRM	<b>WILLS/TWYMAN/RADISICH</b>	McLaren M1B	0						
FASTEST LAP											
66	Bonni	<b>COTTINGHAM/COTTINGHAM</b>	Chevron B8		8	1:16.152		93.55 mph		150.56 kph	
55	SRM	<b>BUNCOMBE C/BUNCOMBE A</b>	Ford GT40		34	1:16.162		93.54 mph		150.54 kph	
65	SRM	<b>GOODWIN C/GOODWIN T</b>	Lotus 23B		25	1:18.442		90.82 mph		146.17 kph	
29	SRM	<b>Keith AHLERS</b>	Cooper Monaco King Cobra		30	1:19.042		90.13 mph		145.06 kph	
17	SRM	<b>JONES/ADAMS</b>	Lola T70 Mk1 Spyder		23	1:19.240		89.91 mph		144.69 kph	

Weather / Track : Cloudy / Dry

These results are provisional until the conclusion of any judicial and technical matters.

Donington Park National  
Circuit Length = 1.9791 miles  
Start: 15:00 End: 16:03

Clerk of Course :	Timekeeper :
-------------------	--------------

# H & H Auctions Sports Racing Masters Trophy

## RACE 6 - LAP CHART

Lap 1			Lap 2			Lap 3			Lap 4			Lap 5		
No	Behind	Laptime	No	Behind	Laptime	No	Behind	Laptime	No	Behind	Laptime	No	Behind	Laptime
55		1:22.785	55		1:18.649	55		1:18.032	55		1:16.938	55		1:17.228
22	0.362	1:23.147	22	1.780	1:20.067	22	2.946	1:19.198	22	3.534	1:17.526	22	4.180	1:17.874
15	1.782	1:24.567	14	6.323	1:21.540	14	8.260	1:19.969	38	8.555	1:17.127	38	9.277	1:17.950
14	3.432	1:26.217	59	6.480	1:21.387	38	8.366	1:18.735	59	10.143	1:18.474	66	11.127	1:17.757
59	3.742	1:26.527	38	7.663	1:21.259	59	8.607	1:20.159	66	10.598	1:18.227	59	11.402	1:18.487
65	4.800	1:27.585	66	7.974	1:21.687	66	9.309	1:19.367	14	11.566	1:20.244	14	12.766	1:18.428
66	4.936	1:27.721	65	9.455	1:23.304	65	11.836	1:20.413	15	14.313	1:19.045	15	15.468	1:18.383
38	5.053	1:27.838	15	10.376	1:27.243	15	12.206	1:19.862	65	15.741	1:20.843	42	18.078	1:18.348
23	5.205	1:27.990	24	10.676	1:24.012	24	13.984	1:21.340	42	16.958	1:19.394	65	19.221	1:20.708
24	5.313	1:28.098	42	11.158	1:24.162	42	14.502	1:21.376	40	17.421	1:19.623	40	21.198	1:21.005
42	5.645	1:28.430	40	11.881	1:24.552	40	14.736	1:20.887	24	17.916	1:20.870	24	21.223	1:20.535
40	5.978	1:28.763	23	12.473	1:25.917	23	15.148	1:20.707	23	18.095	1:19.885	23	21.832	1:20.965
118	7.334	1:30.119	118	12.911	1:24.226	118	15.495	1:20.616	118	18.525	1:19.968	29	22.280	1:20.467
53	9.222	1:32.007	53	13.052	1:22.479	53	16.747	1:21.727	29	19.041	1:19.215	118	22.500	1:21.203
29	10.700	1:33.485	29	13.421	1:21.370	29	16.764	1:21.375	53	19.867	1:20.058	53	22.689	1:20.050
17	11.683	1:34.468	86	14.923	1:21.645	86	17.544	1:20.653	86	21.502	1:20.896	86	24.901	1:20.627
86	11.927	1:34.712	17	17.615	1:24.581	17	22.030	1:22.447	17	28.348	1:23.256	17	33.833	1:22.713
87	39.765	2:02.550 P				4	2 LAPS	4:55.662 P						

Weather / Track : Cloudy / Dry

Donington Park National  
 Circuit Length = 1.9791 miles  
 Start: 15:00 End: 16:03

# H & H Auctions Sports Racing Masters Trophy

## RACE 6 - LAP CHART

Lap 6			Lap 7			Lap 8			Lap 9			Lap 10		
No	Behind	Laptime	No	Behind	Laptime	No	Behind	Laptime	No	Behind	Laptime	No	Behind	Laptime
55		1:17.117	55		1:16.938	55		1:16.953	55		1:16.875	55		1:16.887
22	5.626	1:18.563	22	6.497	1:17.809	22	6.776	1:17.232	22	6.904	1:17.003	22	7.048	1:17.031
38	9.497	1:17.337	66	10.175	1:16.420	66	9.374	1:16.152	66	10.923	1:18.424	66	10.781	1:16.745
66	10.693	1:16.683	38	10.937	1:18.378	38	11.087	1:17.103	38	11.788	1:17.576	38	12.959	1:18.058
14	14.421	1:18.772	14	16.211	1:18.728	14	18.339	1:19.081	14	19.792	1:18.328	14	21.187	1:18.282
15	17.132	1:18.781	15	19.396	1:19.202	42	21.799	1:18.622	42	23.755	1:18.831	42	25.554	1:18.686
42	19.113	1:18.152	42	20.130	1:17.955	15	22.051	1:19.608	15	25.390	1:20.214	15	27.463	1:18.960
59	23.609	1:29.324	59	25.201	1:18.530	59	26.867	1:18.619	59	29.273	1:19.281	59	30.709	1:18.323
40	24.232	1:20.151	40	26.820	1:19.526	40	29.392	1:19.525	40	32.941	1:20.424	24	35.744	1:19.146
23	25.204	1:20.489	24	27.428	1:19.036	24	30.500	1:20.025	24	33.485	1:19.860	40	37.635	1:21.581
24	25.330	1:21.224	23	28.022	1:19.756	23	30.737	1:19.668	23	35.446	1:21.584	23	38.335	1:19.776
65	27.664	1:25.560 P	86	34.563	1:21.202	118	40.358	1:22.324	86	44.799	1:21.229	118	47.955	1:19.649
53	30.027	1:24.455	118	34.987	1:20.573	86	40.445	1:22.835	118	45.193	1:21.710	86	49.072	1:21.160
86	30.299	1:22.515	53	38.338	1:25.249	29	44.372	1:20.682	29	47.867	1:20.370	29	50.808	1:19.828
118	31.352	1:25.969	29	40.643	1:19.942	53	46.258	1:24.873	53	53.843	1:24.460	53	1:00.902	1:23.946
29	37.639	1:32.476	17	45.182	1:22.555	17	50.546	1:22.317	17	56.652	1:22.981	17	1:01.962	1:22.197
17	39.565	1:22.849												

Weather / Track : Cloudy / Dry

Donington Park National  
 Circuit Length = 1.9791 miles  
 Start: 15:00 End: 16:03

# H & H Auctions Sports Racing Masters Trophy

## RACE 6 - LAP CHART

Lap 11			Lap 12			Lap 13			Lap 14			Lap 15		
No	Behind	Laptime	No	Behind	Laptime	No	Behind	Laptime	No	Behind	Laptime	No	Behind	Laptime
55		1:16.932	55		1:16.708	55		1:16.769	55		1:18.656	55		1:17.638
22	7.272	1:17.156	22	8.047	1:17.483	22	8.183	1:16.905	17	1 LAP	1:24.606	22	9.450	1:20.714
66	11.149	1:17.300	66	11.564	1:17.123	66	12.332	1:17.537	53	1 LAP	1:23.403	66	11.661	1:17.837
38	14.239	1:18.212	38	15.498	1:17.967	38	16.794	1:18.065	22	6.374	1:16.847	53	1 LAP	1:26.642
14	22.596	1:18.341	14	24.276	1:18.388	14	26.217	1:18.710	66	11.462	1:17.786	17	1 LAP	1:27.876
42	27.211	1:18.589	42	29.202	1:18.699	42	31.040	1:18.607	38	16.171	1:18.033	38	16.861	1:18.328
15	29.881	1:19.350	15	31.484	1:18.311	15	33.939	1:19.224	14	26.153	1:18.592	14	27.889	1:19.374
59	32.237	1:18.460	59	34.189	1:18.660	59	35.760	1:18.340	42	30.770	1:18.386	42	32.022	1:18.890
24	38.711	1:19.899	24	41.852	1:19.849	24	45.358	1:20.275	15	34.240	1:18.957	59	36.515	1:18.837
40	40.755	1:20.052	40	44.113	1:20.066	23	48.109	1:20.473	59	35.316	1:18.212	15	36.916	1:20.314
23	41.281	1:19.878	23	44.405	1:19.832	40	48.260	1:20.916	24	46.295	1:19.593	24	48.673	1:20.016
118	51.531	1:20.508	118	55.108	1:20.285	118	58.388	1:20.049	23	49.516	1:20.063	23	53.158	1:21.280
86	52.683	1:20.543	86	56.441	1:20.466	29	59.699	1:19.538	118	1:00.133	1:20.401	118	1:02.688	1:20.193
29	53.399	1:19.523	29	56.930	1:20.239	86	1:00.426	1:20.754	29	1:01.857	1:20.814	29	1:04.364	1:20.145
17	1:08.515	1:23.485	17	1:14.990	1:23.183				86	1:03.269	1:21.499	86	1:06.080	1:20.449
53	1:09.458	1:25.488	53	1:16.602	1:23.852									

Weather / Track : Cloudy / Dry

Donington Park National  
 Circuit Length = 1.9791 miles  
 Start: 15:00 End: 16:03

# H & H Auctions Sports Racing Masters Trophy

## RACE 6 - LAP CHART

Lap 16			Lap 17			Lap 18			Lap 19			Lap 20		
No	Behind	Laptime	No	Behind	Laptime	No	Behind	Laptime	No	Behind	Laptime	No	Behind	Laptime
55		1:17.203	55		1:17.072	55		1:16.855	55		1:16.815	55		1:19.176 P
22	9.395	1:17.148	22	9.328	1:17.005	22	9.272	1:16.799	22	8.850	1:16.393	86	1 LAP	1:20.449
66	11.890	1:17.432	66	11.790	1:16.972	66	13.485	1:18.550	53	3 LAPS	3:41.378 P	22	6.028	1:16.354
38	17.551	1:17.893	38	18.367	1:17.888	38	19.388	1:17.876	66	14.698	1:18.028	66	13.499	1:17.977
53	1 LAP	1:22.735 P	17	1 LAP	1:20.979	17	1 LAP	1:21.419	38	20.313	1:17.740	38	18.705	1:17.568
17	1 LAP	1:22.652	14	31.684	1:18.487	14	33.915	1:19.086	14	34.926	1:17.826	53	3 LAPS	1:40.958 P
14	30.269	1:19.583	42	34.527	1:18.003	42	35.718	1:18.046	17	1 LAP	1:24.450 P	14	34.172	1:18.422
42	33.596	1:18.777	59	40.154	1:18.337	59	42.155	1:18.856	42	36.540	1:17.637	42	35.056	1:17.692
59	38.889	1:19.577	15	41.692	1:19.025	15	43.412	1:18.575	59	43.521	1:18.181	59	42.246	1:17.901
15	39.739	1:20.026	24	53.558	1:19.495	24	55.986	1:19.283	15	45.117	1:18.520	15	44.520	1:18.579
24	51.135	1:19.665	23	59.029	1:19.984	23	1:01.487	1:19.313	65	12 LAPS	17:10.830 P	65	12 LAPS	1:20.432
23	56.117	1:20.162	118	1:08.998	1:19.861	29	1:13.159	1:20.311	24	58.582	1:19.411	24	58.839	1:19.433 P
118	1:06.209	1:20.724	29	1:09.703	1:19.869	118	1:14.307	1:22.164	23	1:04.047	1:19.375	23	1:04.176	1:19.305
29	1:06.906	1:19.745	86	1:12.240	1:20.337	86	1:15.614	1:20.229	29	1:16.055	1:19.711	29	1:16.725	1:19.846
86	1:08.975	1:20.098							118	1:18.572	1:21.080	118	1:20.134	1:20.738
												86	1:20.751	1:20.679

Weather / Track : Cloudy / Dry

Donington Park National  
 Circuit Length = 1.9791 miles  
 Start: 15:00 End: 16:03

# H & H Auctions Sports Racing Masters Trophy

## RACE 6 - LAP CHART

Lap 21			Lap 22			Lap 23			Lap 24			Lap 25		
No	Behind	Laptime	No	Behind	Laptime	No	Behind	Laptime	No	Behind	Laptime	No	Behind	Laptime
22		1:16.158	22		1:17.499	22		1:17.166 P	66		1:23.379 P	42		1:17.690
66	8.471	1:17.158	86	1 LAP	1:20.120	55	1 LAP	1:18.742	42	17.040	1:17.998	59	2 LAPS	4:01.939 P
38	13.936	1:17.417	55	1 LAP	2:42.431 P	86	1 LAP	1:20.889	14	17.705	1:19.209 P	17	2 LAPS	1:19.240
14	30.411	1:18.425	66	7.976	1:17.004	118	1 LAP	1:22.347	15	33.759	1:20.325 P	65	12 LAPS	1:19.031
42	31.264	1:18.394	38	14.055	1:17.618	66	9.202	1:18.392	17	2 LAPS	1:19.515	53	4 LAPS	1:24.649
59	38.306	1:18.246	14	30.524	1:17.612	38	15.817	1:18.928 P	65	12 LAPS	1:19.369	22	45.618	1:18.684
15	41.769	1:19.435	42	31.249	1:17.484	14	31.077	1:17.719	53	4 LAPS	1:23.265	55	48.392	1:17.310
17	2 LAPS	2:56.074 P	59	42.223	1:21.416 P	42	31.623	1:17.540	22	1:01.664	2:34.245 P	23	1 LAP	2:49.240 P
65	12 LAPS	1:19.405	15	44.075	1:19.805	15	46.015	1:19.106	24	1 LAP	1:22.854	24	1 LAP	1:23.644
23	1:01.220	1:19.230	53	4 LAPS	2:59.554 P	17	2 LAPS	1:21.759	55	1:05.812	1:17.577	29	55.449	1:22.772 P
29	1:13.622	1:19.083	17	2 LAPS	1:20.837	65	12 LAPS	1:20.250	29	1:07.407	1:21.490	38	1:02.264	1:17.938
118	1:17.340	1:19.392	65	12 LAPS	1:19.730	53	4 LAPS	1:26.480	86	1:13.840	1:21.721 P	118	1 LAP	2:52.896 P
			23	1:03.509	1:19.788	23	1:07.288	1:20.945 P	38	1:19.056	2:35.820 P			
			24	1 LAP	2:45.549 P	24	1 LAP	1:23.865						
			29	1:15.909	1:19.786	29	1:18.498	1:19.755						
						55	1:20.816	1:16.494						
						86	1:24.700	1:19.791						
						118	1:27.281	1:22.259 P						

Weather / Track : Cloudy / Dry

Donington Park National  
 Circuit Length = 1.9791 miles  
 Start: 15:00 End: 16:03

# H & H Auctions Sports Racing Masters Trophy

## RACE 6 - LAP CHART

Lap 26			Lap 27			Lap 28			Lap 29			Lap 30		
No	Behind	Laptime	No	Behind	Laptime	No	Behind	Laptime	No	Behind	Laptime	No	Behind	Laptime
42		1:18.856 P	22		1:17.508	55		1:16.397	55		1:16.882	55		1:16.788
14	1 LAP	2:37.592 P	55	0.395	1:16.355	22	3.552	1:20.344	17	2 LAPS	1:21.908	22	4.211	1:16.552
15	1 LAP	2:39.932 P	53	4 LAPS	1:24.303	23	1 LAP	1:21.647	22	4.447	1:17.777	17	2 LAPS	1:21.506
59	2 LAPS	1:19.422	23	1 LAP	1:21.819	53	4 LAPS	1:25.036	38	19.239	1:17.911	38	19.657	1:17.206
17	2 LAPS	1:20.153	29	1 LAP	2:40.444 P	38	18.210	1:18.380	23	1 LAP	1:21.664	29	1 LAP	1:19.243
65	12 LAPS	1:19.663	38	16.622	1:17.410	29	1 LAP	1:20.837	29	1 LAP	1:20.518	86	1 LAP	1:19.021
22	44.365	1:17.603	86	1 LAP	1:19.174	86	1 LAP	1:18.389	86	1 LAP	1:20.486	23	1 LAP	1:21.612
55	45.913	1:16.377	24	1 LAP	1:24.750	14	35.585	1:17.662	53	4 LAPS	1:26.974	14	37.380	1:17.466
53	4 LAPS	1:25.017	42	34.494	2:36.367 P	42	36.242	1:18.540	14	36.702	1:17.999	42	38.155	1:17.795
23	1 LAP	1:22.211	14	34.715	1:16.900	118	1 LAP	1:25.790	42	37.148	1:17.788	53	4 LAPS	1:26.768
24	1 LAP	1:23.679	118	1 LAP	1:24.587	59	1 LAP	1:17.801	59	1 LAP	1:18.200	59	1 LAP	1:18.222
86	1 LAP	2:40.583 P	59	1 LAP	1:18.377	15	59.752	1:18.922	118	1 LAP	1:24.549	15	1:04.946	1:20.181
38	1:01.085	1:17.677	15	57.622	1:18.939	65	11 LAPS	1:19.367	15	1:01.553	1:18.683	118	1 LAP	1:23.497
14	1:19.688	1:17.977	65	11 LAPS	1:20.406				65	11 LAPS	1:18.929			
118	1 LAP	1:25.693	17	1 LAP	1:22.539									
59	1 LAP	1:18.917												
15	1:40.556	1:20.451												
17	1 LAP	1:20.675												
65	11 LAPS	1:20.538												

Weather / Track : Cloudy / Dry

Donington Park National  
Circuit Length = 1.9791 miles  
Start: 15:00 End: 16:03

# H & H Auctions Sports Racing Masters Trophy

## RACE 6 - LAP CHART

Lap 31			Lap 32			Lap 33			Lap 34			Lap 35		
No	Behind	Laptime	No	Behind	Laptime	No	Behind	Laptime	No	Behind	Laptime	No	Behind	Laptime
55		1:16.736	55		1:16.735	55		1:17.280	55		1:16.162	55		1:16.511
65	12 LAPS	1:19.621	65	12 LAPS	1:18.614	118	2 LAPS	1:24.040	22	5.926	1:17.370	22	6.204	1:16.789
22	4.560	1:17.085	22	4.573	1:16.748	22	4.718	1:17.425	118	2 LAPS	1:23.431	65	12 LAPS	1:19.434
17	2 LAPS	1:20.908	17	2 LAPS	1:20.558	65	12 LAPS	1:20.259	65	12 LAPS	1:19.740	118	2 LAPS	1:23.533
38	20.666	1:17.745	38	21.604	1:17.673	17	2 LAPS	1:19.870	17	2 LAPS	1:20.090	17	2 LAPS	1:20.139
29	1 LAP	1:19.042	29	1 LAP	1:19.313	38	22.114	1:17.790	38	23.602	1:17.650	38	24.470	1:17.379
86	1 LAP	1:19.069	86	1 LAP	1:19.287	86	1 LAP	1:18.329	86	1 LAP	1:18.162	86	1 LAP	1:18.439
23	1 LAP	1:20.225	23	1 LAP	1:20.749	29	1 LAP	1:19.790	29	1 LAP	1:19.367	29	1 LAP	1:19.088
14	38.207	1:17.563	14	38.599	1:17.127	23	1 LAP	1:20.712	14	39.940	1:17.328	14	40.374	1:16.945
42	38.808	1:17.389	42	39.819	1:17.746	14	38.774	1:17.455	42	42.449	1:18.223	42	42.643	1:16.705
53	4 LAPS	1:26.090	53	4 LAPS	1:23.607	42	40.388	1:17.849	23	1 LAP	1:22.417	23	1 LAP	1:21.389
59	1 LAP	1:17.738	59	1 LAP	1:18.621	53	4 LAPS	1:24.027	59	1 LAP	1:17.721	59	1 LAP	1:17.384
15	1:06.652	1:18.442	15	1:08.089	1:18.172	59	1 LAP	1:17.662	53	4 LAPS	1:25.088	15	1:13.136	1:18.452
118	1 LAP	1:23.435				15	1:08.900	1:18.091	15	1:11.195	1:18.457			

Weather / Track : Cloudy / Dry

Donington Park National  
 Circuit Length = 1.9791 miles  
 Start: 15:00 End: 16:03

# H & H Auctions Sports Racing Masters Trophy

## RACE 6 - LAP CHART

Lap 36			Lap 37			Lap 38			Lap 39			Lap 40		
No	Behind	Laptime	No	Behind	Laptime	No	Behind	Laptime	No	Behind	Laptime	No	Behind	Laptime
55		1:17.018	55		1:16.467	55		1:16.801	55		1:18.040	55		1:16.353
53	5 LAPS	1:26.223	22	6.828	1:17.740	22	7.068	1:17.041	15	1 LAP	1:19.408	15	1 LAP	1:18.107
22	5.555	1:16.369	53	5 LAPS	1:23.432	53	5 LAPS	1:23.034	22	5.897	1:16.869	22	6.902	1:17.358
65	12 LAPS	1:23.017	65	12 LAPS	1:18.442	38	27.873	1:17.922	53	5 LAPS	1:23.738	53	5 LAPS	1:23.662
118	2 LAPS	1:23.569	38	26.752	1:17.804	65	12 LAPS	1:24.485	38	27.085	1:17.252	38	29.389	1:18.657
38	25.415	1:17.963	118	2 LAPS	1:23.452	17	2 LAPS	1:20.277	65	12 LAPS	1:21.494	65	12 LAPS	1:18.687
17	2 LAPS	1:21.685	17	2 LAPS	1:20.176	118	2 LAPS	1:23.092	17	2 LAPS	1:19.764	14	42.892	1:18.728
86	1 LAP	1:17.795	86	1 LAP	1:17.911	86	1 LAP	1:17.934	86	1 LAP	1:18.670	86	1 LAP	1:20.764
14	40.734	1:17.378	14	41.343	1:17.076	14	41.697	1:17.155	14	40.517	1:16.860	17	2 LAPS	1:23.364
29	1 LAP	1:20.300	42	45.129	1:18.595	42	46.216	1:17.888	118	2 LAPS	1:23.455	42	48.223	1:18.526
42	43.001	1:17.376	29	1 LAP	1:20.418	29	1 LAP	1:19.070	42	46.050	1:17.874	29	1 LAP	1:19.766
23	1 LAP	1:21.416	23	1 LAP	1:21.039	23	1 LAP	1:20.871	29	1 LAP	1:19.282	118	2 LAPS	1:27.152
59	1 LAP	1:17.864	59	1 LAP	1:17.328	59	1 LAP	1:18.670 P	23	1 LAP	1:20.416	23	1 LAP	1:21.592
15	1:14.493	1:18.375	15	1:16.339	1:18.313									

Weather / Track : Cloudy / Dry

Donington Park National  
 Circuit Length = 1.9791 miles  
 Start: 15:00 End: 16:03

# H & H Auctions Sports Racing Masters Trophy

## RACE 6 - LAP CHART

Lap 41			Lap 42			Lap 43			Lap 44			Lap 45		
No	Behind	Laptime	No	Behind	Laptime	No	Behind	Laptime	No	Behind	Laptime	No	Behind	Laptime
55		1:16.754	55		1:17.783	55		1:18.119	55		1:18.329	55		1:17.469
15	1 LAP	1:17.980	15	1 LAP	1:19.322	23	2 LAPS	1:23.550	118	3 LAPS	1:25.565	22	4.458	1:17.175
59	3 LAPS	2:49.418 P	22	6.934	1:17.346	22	6.533	1:17.718	22	4.752	1:16.548	59	3 LAPS	1:17.859
22	7.371	1:17.223	59	3 LAPS	1:18.566	15	1 LAP	1:20.091	15	1 LAP	1:19.253	118	3 LAPS	1:25.684
38	31.197	1:18.562	38	37.181	1:23.767	59	3 LAPS	1:18.070	59	3 LAPS	1:19.238	15	1 LAP	1:20.188
53	5 LAPS	1:24.297	65	12 LAPS	1:21.063	38	37.526	1:18.464	23	2 LAPS	1:24.084	23	2 LAPS	1:23.311
65	12 LAPS	1:19.478	53	5 LAPS	1:23.921	65	12 LAPS	1:19.256	38	37.755	1:18.558	38	38.704	1:18.418
14	45.153	1:19.015	14	46.039	1:18.669	14	46.709	1:18.789	14	45.804	1:17.424	14	45.982	1:17.647
86	1 LAP	1:20.849	86	1 LAP	1:19.491	42	51.230	1:19.332	65	12 LAPS	1:23.927	42	53.319	1:19.333
42	50.381	1:18.912	42	50.017	1:17.419	53	5 LAPS	1:27.100	42	51.455	1:18.554	65	12 LAPS	1:23.953
17	2 LAPS	1:25.690	17	2 LAPS	1:21.676	86	1 LAP	1:20.338	86	1 LAP	1:19.311	86	1 LAP	1:19.690
29	1 LAP	1:20.889	29	1 LAP	1:20.033	29	1 LAP	1:19.761	53	5 LAPS	1:24.418	53	5 LAPS	1:24.143
118	2 LAPS	1:28.395	118	2 LAPS	1:26.858	17	2 LAPS	1:23.807	29	1 LAP	1:19.955	29	1 LAP	1:20.360
23	1 LAP	1:23.391							17	2 LAPS	1:25.232	17	2 LAPS	1:24.167

Weather / Track : Cloudy / Dry

Donington Park National  
 Circuit Length = 1.9791 miles  
 Start: 15:00 End: 16:03

**H & H Auctions Sports Racing Masters Trophy**  
**RACE 6 - LAP CHART**

Lap 46		
No	Behind	Laptime
55		1:17.725
22	5.495	1:18.762
15	1 LAP	1:20.410
118	3 LAPS	1:26.626
23	2 LAPS	1:23.390
38	39.687	1:18.708
14	46.741	1:18.484
42	53.953	1:18.359
86	1 LAP	1:19.537
65	12 LAPS	1:22.322
29	1 LAP	1:20.456
53	5 LAPS	1:26.779
17	2 LAPS	1:22.416

**Weather / Track : Cloudy / Dry**

Donington Park National  
Circuit Length = 1.9791 miles  
Start: 15:00 End: 16:03

**The Ogdens Trophy for Gentleman Drivers - Under 3-litre  
QUALIFYING - RACE 14 - CLASSIFICATION**

POS	NO	CL	NAME	ENTRY	TIME	ON	LAPS	GAP	DIFF	MPH
1	119	C1	TICE/CONOLEY	Marcos 1800GT	1:25.089	20	21			83.73
2	150	C2	David SMITHIES	Austin Healey 3000 Mk I	1:25.389	11	25	0.300	0.300	83.43
3	29	C2	AHLERS/BELLINGER	Morgan SLR	1:25.552	10	21	0.463	0.163	83.27
4	48	C2	HENDERSON/B-EDWARDS	Austin Healey 3000 Mk II	1:26.200	7	25	1.111	0.648	82.65
5	97	C1	ATKINS/STIRLING	Lotus Elan S2	1:26.842	15	18	1.753	0.642	82.04
6	12	C1	BEGBIE/WATTON	TVR Grantura Mk III	1:26.853	9	25	1.764	0.011	82.03
7	73	C2	CLARKSON/WILLIAMS	Austin Healey 3000 Mk I	1:27.051	24	25	1.962	0.198	81.84
8	61	C2	OREBI GANN/BOURNE	Morgan SLR	1:27.147	5	24	2.058	0.096	81.75
9	50	C1	BATEMAN/BARTON	Lotus Elan S2	1:27.757	24	24	2.668	0.610	81.18
10	51	C2	WORTHINGTON/KING	Austin Healey 3000	1:27.926	23	24	2.837	0.169	81.02
11	64	C2	LEVETT-PRINSEP/WYKEHAM	Austin Healey 3000 MkII	1:28.103	22	23	3.014	0.177	80.86
12	22	C1	LAWLEY/SMITH	MGB	1:28.185	7	25	3.096	0.082	80.79
13	74	C1	AYLETT/FARRALL	Diva GT	1:28.862	19	22	3.773	0.677	80.17
14	69	C1	WILLS/TWYMAN	Lotus Elite	1:28.944	14	15	3.855	0.082	80.10
15	63	C1	THOMPSON/WOLFE	TVR Grantura	1:29.550	16	17	4.461	0.606	79.56
16	101	C2	WETHERELL/BULL	Triumph TR4	1:30.212	8	22	5.123	0.662	78.97
17	66	C2	PEARSON/DEVINE	Triumph TR4	1:31.493	7	22	6.404	1.281	77.87
18	49	C2	PLANT/LEES	Morgan Plus 4	1:31.699	9	23	6.610	0.206	77.69
19	67	C1	MILLS S/MILLS T	MGB	1:31.866	23	23	6.777	0.167	77.55
20	88	C1	McCULLOCH/NEWALL	Alfa Romeo Giulia TZ1	1:38.070	1	1	12.981	6.204	72.64

Weather / Track : Sunny / Dry  
These results are provisional until the conclusion of any judicial and technical matters.

Donington Park National  
Circuit Length = 1.9791 miles  
Start: 16:21 End: 17:03

Clerk of Course :		Timekeeper :
-------------------	--	--------------

# The Ogdens Trophy for Gentleman Drivers - Under 3-litre

## QUALIFYING - RACE 14 - LAP ANALYSIS

<b>12</b>	<b>BEGBIE/WATTON</b>		C1 TVR Grantura Mk III				
1 -	1:30.978	+ 4.125	16:24:50.173	14 -	1:33.214	+ 6.361	16:45:29.241
2 -	1:28.166	+ 1.313	16:26:18.339	15 -	1:31.510	+ 4.657	16:47:00.751
3 -	1:29.089	+ 2.236	16:27:47.428	16 -	1:33.109	+ 6.256	16:48:33.860
4 -	1:30.450	+ 3.597	16:29:17.878	17 -	1:30.585	+ 3.732	16:50:04.445
5 -	1:29.350	+ 2.497	16:30:47.228	18 -	1:29.664	+ 2.811	16:51:34.109
6 -	1:27.683	+ 0.830	16:32:14.911	19 -	1:29.511	+ 2.658	16:53:03.620
7 -	1:27.590	+ 0.737	16:33:42.501	20 -	1:29.183	+ 2.330	16:54:32.803
8 -	1:28.120	+ 1.267	16:35:10.621	21 -	1:29.571	+ 2.718	16:56:02.374
9 -	<b>1:26.853</b>		<b>16:36:37.474</b>	22 -	1:31.139	+ 4.286	16:57:33.513
10 -	1:27.529	+ 0.676	16:38:05.003	23 -	1:30.848	+ 3.995	16:59:04.361
11 -	1:27.820	+ 0.967	16:39:32.823	24 -	1:35.721	+ 8.868	17:00:40.082
12 -	1:32.644 P	+ 5.791	16:41:05.467	25 -	1:28.865	+ 2.012	17:02:08.947
13 -	2:50.560	+ 1:23.707	16:43:56.027				
<b>22</b>	<b>LAWLEY/SMITH</b>		C1 MGB				
1 -	1:30.189	+ 2.004	16:25:01.121	14 -	1:29.663	+ 1.478	16:46:27.685
2 -	1:42.835	+ 14.650	16:26:43.956	15 -	1:29.903	+ 1.718	16:47:57.588
3 -	1:30.719	+ 2.534	16:28:14.675	16 -	1:28.903	+ 0.718	16:49:26.491
4 -	1:29.746	+ 1.561	16:29:44.421	17 -	1:29.540	+ 1.355	16:50:56.031
5 -	1:30.076	+ 1.891	16:31:14.497	18 -	1:29.751	+ 1.566	16:52:25.782
6 -	1:29.838	+ 1.653	16:32:44.335	19 -	1:29.495	+ 1.310	16:53:55.277
7 -	<b>1:28.185</b>		<b>16:34:12.520</b>	20 -	1:32.375	+ 4.190	16:55:27.652
8 -	1:28.197	+ 0.012	16:35:40.717	21 -	1:29.724	+ 1.539	16:56:57.376
9 -	1:42.569 P	+ 14.384	16:37:23.286	22 -	1:30.950	+ 2.765	16:58:28.326
10 -	3:03.847	+ 1:35.662	16:40:27.133	23 -	1:29.231	+ 1.046	16:59:57.557
11 -	1:30.683	+ 2.498	16:41:57.816	24 -	1:29.638	+ 1.453	17:01:27.195
12 -	1:29.671	+ 1.486	16:43:27.487	25 -	1:29.714	+ 1.529	17:02:56.909
13 -	1:30.535	+ 2.350	16:44:58.022				
<b>29</b>	<b>AHLERS/BELLINGER</b>		C2 Morgan SLR				
1 -	1:25.909	+ 0.357	16:24:26.111	12 -	2:42.982	+ 1:17.430	16:43:28.086
2 -	1:28.707	+ 3.155	16:25:54.818	13 -	1:38.373	+ 12.821	16:45:06.459
3 -	1:26.404	+ 0.852	16:27:21.222	14 -	1:27.583	+ 2.031	16:46:34.042
4 -	1:25.970	+ 0.418	16:28:47.192	15 -	1:26.935	+ 1.383	16:48:00.977
5 -	1:26.642	+ 1.090	16:30:13.834	16 -	1:27.230	+ 1.678	16:49:28.207
6 -	1:28.376	+ 2.824	16:31:42.210	17 -	1:27.420	+ 1.868	16:50:55.627
7 -	1:35.504 P	+ 9.952	16:33:17.714	18 -	1:28.317	+ 2.765	16:52:23.944
8 -	3:01.160	+ 1:35.608	16:36:18.874	19 -	1:27.450	+ 1.898	16:53:51.394
9 -	1:25.753	+ 0.201	16:37:44.627	20 -	1:27.240	+ 1.688	16:55:18.634
10 -	<b>1:25.552</b>		<b>16:39:10.179</b>	21 -	1:38.497 P	+ 12.945	16:56:57.131
11 -	1:34.925 P	+ 9.373	16:40:45.104				
<b>48</b>	<b>HENDERSON/B-EDWARDS</b>		C2 Austin Healey 3000 Mk II				
1 -	1:28.719	+ 2.519	16:24:33.161	14 -	3:16.509	+ 1:50.309	16:45:18.620
2 -	1:28.143	+ 1.943	16:26:01.304	15 -	1:32.642	+ 6.442	16:46:51.262
3 -	1:28.575	+ 2.375	16:27:29.879	16 -	1:32.497	+ 6.297	16:48:23.759
4 -	1:27.100	+ 0.900	16:28:56.979	17 -	1:32.348	+ 6.148	16:49:56.107
5 -	1:27.248	+ 1.048	16:30:24.227	18 -	1:30.926	+ 4.726	16:51:27.033
6 -	1:27.073	+ 0.873	16:31:51.300	19 -	1:30.965	+ 4.765	16:52:57.998
7 -	<b>1:26.200</b>		<b>16:33:17.500</b>	20 -	1:32.719	+ 6.519	16:54:30.717
8 -	1:26.564	+ 0.364	16:34:44.064	21 -	1:31.365	+ 5.165	16:56:02.082
9 -	1:27.104	+ 0.904	16:36:11.168	22 -	1:31.199	+ 4.999	16:57:33.281
10 -	1:26.414	+ 0.214	16:37:37.582	23 -	1:30.718	+ 4.518	16:59:03.999
11 -	1:27.728	+ 1.528	16:39:05.310	24 -	1:31.604	+ 5.404	17:00:35.603
12 -	1:27.481	+ 1.281	16:40:32.791	25 -	1:31.477	+ 5.277	17:02:07.080
13 -	1:29.320 P	+ 3.120	16:42:02.111				
<b>49</b>	<b>PLANT/LEES</b>		C2 Morgan Plus 4				
1 -	1:38.469	+ 6.770	16:24:57.349	13 -	1:39.751	+ 8.052	16:46:03.840
2 -	1:37.216	+ 5.517	16:26:34.565	14 -	1:37.040	+ 5.341	16:47:40.880
3 -	1:33.818	+ 2.119	16:28:08.383	15 -	1:36.429	+ 4.730	16:49:17.309

Weather / Track : Sunny / Dry

Donington Park National  
Circuit Length = 1.9791 miles  
Start: 16:21 End: 17:03

# The Ogdens Trophy for Gentleman Drivers - Under 3-litre

## QUALIFYING - RACE 14 - LAP ANALYSIS

4 -	1:33.891	+ 2.192	16:29:42.274	16 -	1:35.577	+ 3.878	16:50:52.886
5 -	1:33.799	+ 2.100	16:31:16.073	17 -	1:37.006	+ 5.307	16:52:29.892
6 -	1:33.679	+ 1.980	16:32:49.752	18 -	1:37.736	+ 6.037	16:54:07.628
7 -	1:33.125	+ 1.426	16:34:22.877	19 -	1:35.980	+ 4.281	16:55:43.608
8 -	1:31.735	+ 0.036	16:35:54.612	20 -	1:36.037	+ 4.338	16:57:19.645
9 -	<b>1:31.699</b>		<b>16:37:26.311</b>	21 -	1:35.157	+ 3.458	16:58:54.802
10 -	1:38.178 P	+ 6.479	16:39:04.489	22 -	1:36.787	+ 5.088	17:00:31.589
11 -	3:39.227	+ 2:07.528	16:42:43.716	23 -	1:36.083	+ 4.384	17:02:07.672
12 -	1:40.373	+ 8.674	16:44:24.089				
<b>50</b>	<b>BATEMAN/BARTON</b> C1 Lotus Elan S2						
1 -	1:33.174	+ 5.417	16:25:00.156	13 -	3:55.141	+ 2:27.384	16:45:48.017
2 -	1:34.494	+ 6.737	16:26:34.650	14 -	1:31.139	+ 3.382	16:47:19.156
3 -	1:32.291	+ 4.534	16:28:06.941	15 -	1:31.274	+ 3.517	16:48:50.430
4 -	1:31.225	+ 3.468	16:29:38.166	16 -	1:28.132	+ 0.375	16:50:18.562
5 -	1:32.520	+ 4.763	16:31:10.686	17 -	1:28.958	+ 1.201	16:51:47.520
6 -	1:34.404	+ 6.647	16:32:45.090	18 -	1:29.616	+ 1.859	16:53:17.136
7 -	1:31.898	+ 4.141	16:34:16.988	19 -	1:30.387	+ 2.630	16:54:47.523
8 -	1:30.588	+ 2.831	16:35:47.576	20 -	1:29.330	+ 1.573	16:56:16.853
9 -	1:31.031	+ 3.274	16:37:18.607	21 -	1:28.580	+ 0.823	16:57:45.433
10 -	1:29.810	+ 2.053	16:38:48.417	22 -	1:28.834	+ 1.077	16:59:14.267
11 -	1:29.857	+ 2.100	16:40:18.274	23 -	1:28.364	+ 0.607	17:00:42.631
12 -	1:34.602 P	+ 6.845	16:41:52.876	24 -	<b>1:27.757</b>		<b>17:02:10.388</b>
<b>51</b>	<b>WORTHINGTON/KING</b> C2 Austin Healey 3000						
1 -	1:33.865	+ 5.939	16:25:14.307	13 -	3:08.670	+ 1:40.744	16:45:20.975
2 -	1:32.750	+ 4.824	16:26:47.057	14 -	1:29.615	+ 1.689	16:46:50.590
3 -	1:31.946	+ 4.020	16:28:19.003	15 -	1:31.816	+ 3.890	16:48:22.406
4 -	1:32.422	+ 4.496	16:29:51.425	16 -	1:29.541	+ 1.615	16:49:51.947
5 -	1:34.212	+ 6.286	16:31:25.637	17 -	1:32.044	+ 4.118	16:51:23.991
6 -	1:34.787	+ 6.861	16:33:00.424	18 -	1:29.790	+ 1.864	16:52:53.781
7 -	1:31.879	+ 3.953	16:34:32.303	19 -	1:28.758	+ 0.832	16:54:22.539
8 -	1:30.747	+ 2.821	16:36:03.050	20 -	1:28.882	+ 0.956	16:55:51.421
9 -	1:31.668	+ 3.742	16:37:34.718	21 -	1:29.578	+ 1.652	16:57:20.999
10 -	1:31.659	+ 3.733	16:39:06.377	22 -	1:28.469	+ 0.543	16:58:49.468
11 -	1:32.579	+ 4.653	16:40:38.956	23 -	<b>1:27.926</b>		<b>17:00:17.394</b>
12 -	1:33.349 P	+ 5.423	16:42:12.305	24 -	1:28.352	+ 0.426	17:01:45.746
<b>61</b>	<b>OREBI GANN/BOURNE</b> C2 Morgan SLR						
1 -	1:29.950	+ 2.803	16:24:34.736	13 -	1:36.962	+ 9.815	16:45:39.318
2 -	1:28.304	+ 1.157	16:26:03.040	14 -	1:31.626	+ 4.479	16:47:10.944
3 -	1:28.939	+ 1.792	16:27:31.979	15 -	1:31.223	+ 4.076	16:48:42.167
4 -	1:27.373	+ 0.226	16:28:59.352	16 -	1:30.289	+ 3.142	16:50:12.456
5 -	<b>1:27.147</b>		<b>16:30:26.499</b>	17 -	1:31.192	+ 4.045	16:51:43.648
6 -	1:27.492	+ 0.345	16:31:53.991	18 -	1:30.401	+ 3.254	16:53:14.049
7 -	1:28.276	+ 1.129	16:33:22.267	19 -	1:34.255	+ 7.108	16:54:48.304
8 -	1:29.558	+ 2.411	16:34:51.825	20 -	1:30.256	+ 3.109	16:56:18.560
9 -	1:31.578 P	+ 4.431	16:36:23.403	21 -	1:29.507	+ 2.360	16:57:48.067
10 -	4:30.349	+ 3:03.202	16:40:53.752	22 -	1:29.856	+ 2.709	16:59:17.923
11 -	1:34.267	+ 7.120	16:42:28.019	23 -	1:29.590	+ 2.443	17:00:47.513
12 -	1:34.337	+ 7.190	16:44:02.356	24 -	1:30.461	+ 3.314	17:02:17.974
<b>63</b>	<b>THOMPSON/WOLFE</b> C1 TVR Grantura						
1 -	1:37.345	+ 7.795	16:25:15.437	10 -	1:32.287	+ 2.737	16:39:16.366
2 -	1:35.891	+ 6.341	16:26:51.328	11 -	1:34.979	+ 5.429	16:40:51.345
3 -	1:33.584	+ 4.034	16:28:24.912	12 -	1:36.611 P	+ 7.061	16:42:27.956
4 -	1:33.892	+ 4.342	16:29:58.804	13 -	3:09.982	+ 1:40.432	16:45:37.938
5 -	1:33.575	+ 4.025	16:31:32.379	14 -	1:31.655	+ 2.105	16:47:09.593
6 -	1:33.355	+ 3.805	16:33:05.734	15 -	1:30.454	+ 0.904	16:48:40.047
7 -	1:33.295	+ 3.745	16:34:39.029	16 -	<b>1:29.550</b>		<b>16:50:09.597</b>
8 -	1:33.052	+ 3.502	16:36:12.081	17 -	1:37.462 P	+ 7.912	16:51:47.059
9 -	1:31.998	+ 2.448	16:37:44.079				

Weather / Track : Sunny / Dry

Donington Park National  
Circuit Length = 1.9791 miles  
Start: 16:21 End: 17:03

# The Ogdens Trophy for Gentleman Drivers - Under 3-litre

## QUALIFYING - RACE 14 - LAP ANALYSIS

64		LEVETT-PRINSEP/WYKEHAM		C2 Austin Healey 3000 MkII			
1 -	1:39.173	+ 11.070	16:24:58.998	13 -	1:28.162	+ 0.059	16:45:16.602
2 -	1:37.260	+ 9.157	16:26:36.258	14 -	1:28.542	+ 0.439	16:46:45.144
3 -	1:33.778	+ 5.675	16:28:10.036	15 -	1:28.451	+ 0.348	16:48:13.595
4 -	1:34.032	+ 5.929	16:29:44.068	16 -	1:28.683	+ 0.580	16:49:42.278
5 -	1:34.286	+ 6.183	16:31:18.354	17 -	1:28.276	+ 0.173	16:51:10.554
6 -	1:33.420	+ 5.317	16:32:51.774	18 -	1:28.346	+ 0.243	16:52:38.900
7 -	1:33.101	+ 4.998	16:34:24.875	19 -	1:28.811	+ 0.708	16:54:07.711
8 -	1:33.527	+ 5.424	16:35:58.402	20 -	1:29.326	+ 1.223	16:55:37.037
9 -	1:45.188 P	+ 17.085	16:37:43.590	21 -	1:29.563	+ 1.460	16:57:06.600
10 -	3:05.861	+ 1:37.758	16:40:49.451	22 -	<b>1:28.103</b>		<b>16:58:34.703</b>
11 -	1:29.956	+ 1.853	16:42:19.407	23 -	1:39.602 P	+ 11.499	17:00:14.305
12 -	1:29.033	+ 0.930	16:43:48.440				
66		PEARSON/DEVINE		C2 Triumph TR4			
1 -	1:36.568	+ 5.075	16:26:41.836	12 -	4:06.287	+ 2:34.794	16:46:25.531
2 -	1:34.705	+ 3.212	16:28:16.541	13 -	1:32.655	+ 1.162	16:47:58.186
3 -	1:33.587	+ 2.094	16:29:50.128	14 -	1:32.587	+ 1.094	16:49:30.773
4 -	1:33.570	+ 2.077	16:31:23.698	15 -	1:32.184	+ 0.691	16:51:02.957
5 -	1:32.050	+ 0.557	16:32:55.748	16 -	1:31.673	+ 0.180	16:52:34.630
6 -	1:32.605	+ 1.112	16:34:28.353	17 -	1:31.967	+ 0.474	16:54:06.597
7 -	<b>1:31.493</b>		<b>16:35:59.846</b>	18 -	1:33.191	+ 1.698	16:55:39.788
8 -	1:34.074	+ 2.581	16:37:33.920	19 -	1:32.459	+ 0.966	16:57:12.247
9 -	1:32.063	+ 0.570	16:39:05.983	20 -	1:31.908	+ 0.415	16:58:44.155
10 -	1:31.643	+ 0.150	16:40:37.626	21 -	1:32.329	+ 0.836	17:00:16.484
11 -	1:41.618 P	+ 10.125	16:42:19.244	22 -	1:33.205	+ 1.712	17:01:49.689
67		MILLS S/MILLS T		C1 MGB			
1 -	1:41.572	+ 9.706	16:25:18.931	13 -	1:37.275	+ 5.409	16:46:19.697
2 -	1:35.724	+ 3.858	16:26:54.655	14 -	1:34.955	+ 3.089	16:47:54.652
3 -	1:34.620	+ 2.754	16:28:29.275	15 -	1:35.150	+ 3.284	16:49:29.802
4 -	1:34.451	+ 2.585	16:30:03.726	16 -	1:34.315	+ 2.449	16:51:04.117
5 -	1:33.623	+ 1.757	16:31:37.349	17 -	1:32.979	+ 1.113	16:52:37.096
6 -	1:34.224	+ 2.358	16:33:11.573	18 -	1:33.702	+ 1.836	16:54:10.798
7 -	1:34.751	+ 2.885	16:34:46.324	19 -	1:32.580	+ 0.714	16:55:43.378
8 -	1:33.946	+ 2.080	16:36:20.270	20 -	1:32.279	+ 0.413	16:57:15.657
9 -	1:32.120	+ 0.254	16:37:52.390	21 -	1:33.169	+ 1.303	16:58:48.826
10 -	1:32.915	+ 1.049	16:39:25.305	22 -	1:33.060	+ 1.194	17:00:21.886
11 -	1:38.521 P	+ 6.655	16:41:03.826	23 -	<b>1:31.866</b>		<b>17:01:53.752</b>
12 -	3:38.596	+ 2:06.730	16:44:42.422				
69		WILLS/TWYMAN		C1 Lotus Elite			
1 -	1:32.865	+ 3.921	16:25:03.016	9 -	1:35.463 P	+ 6.519	16:37:39.154
2 -	1:43.213	+ 14.269	16:26:46.229	10 -	3:02.078	+ 1:33.134	16:40:41.232
3 -	1:31.316	+ 2.372	16:28:17.545	11 -	1:31.121	+ 2.177	16:42:12.353
4 -	1:32.960	+ 4.016	16:29:50.505	12 -	1:29.507	+ 0.563	16:43:41.860
5 -	1:31.592	+ 2.648	16:31:22.097	13 -	1:29.952	+ 1.008	16:45:11.812
6 -	1:30.355	+ 1.411	16:32:52.452	14 -	<b>1:28.944</b>		<b>16:46:40.756</b>
7 -	1:40.856	+ 11.912	16:34:33.308	15 -	1:39.074 P	+ 10.130	16:48:19.830
8 -	1:30.383	+ 1.439	16:36:03.691				
73		CLARKSON/WILLIAMS		C2 Austin Healey 3000 Mk I			
1 -	1:30.940	+ 3.889	16:24:51.801	14 -	1:32.609 P	+ 5.558	16:44:16.432
2 -	1:27.513	+ 0.462	16:26:19.314	15 -	3:24.256	+ 1:57.205	16:47:40.688
3 -	1:28.408	+ 1.357	16:27:47.722	16 -	1:29.009	+ 1.958	16:49:09.697
4 -	1:28.536	+ 1.485	16:29:16.258	17 -	1:27.800	+ 0.749	16:50:37.497
5 -	1:32.710	+ 5.659	16:30:48.968	18 -	1:28.382	+ 1.331	16:52:05.879
6 -	1:29.402	+ 2.351	16:32:18.370	19 -	1:27.150	+ 0.099	16:53:33.029
7 -	1:28.479	+ 1.428	16:33:46.849	20 -	1:28.142	+ 1.091	16:55:01.171
8 -	1:29.721	+ 2.670	16:35:16.570	21 -	1:27.932	+ 0.881	16:56:29.103
9 -	1:30.856	+ 3.805	16:36:47.426	22 -	1:28.474	+ 1.423	16:57:57.577
10 -	1:28.829	+ 1.778	16:38:16.255	23 -	1:27.630	+ 0.579	16:59:25.207

Weather / Track : Sunny / Dry

Donington Park National  
Circuit Length = 1.9791 miles  
Start: 16:21 End: 17:03

# The Ogdens Trophy for Gentleman Drivers - Under 3-litre

## QUALIFYING - RACE 14 - LAP ANALYSIS

11 -	1:29.663	+ 2.612	16:39:45.918	24 -	<b>1:27.051</b>		<b>17:00:52.258</b>
12 -	1:28.745	+ 1.694	16:41:14.663	25 -	1:28.487	+ 1.436	17:02:20.745
13 -	1:29.160	+ 2.109	16:42:43.823				
<b>74</b>	<b>AYLETT/FARRALL</b>		C1 Diva GT				
1 -	1:36.205	+ 7.343	16:24:56.921	12 -	3:19.242	+ 1:50.380	16:43:57.475
2 -	1:35.134	+ 6.272	16:26:32.055	13 -	1:32.736	+ 3.874	16:45:30.211
3 -	1:35.815	+ 6.953	16:28:07.870	14 -	1:31.469	+ 2.607	16:47:01.680
4 -	1:34.204	+ 5.342	16:29:42.074	15 -	1:30.131	+ 1.269	16:48:31.811
5 -	1:34.702	+ 5.840	16:31:16.776	16 -	1:29.774	+ 0.912	16:50:01.585
6 -	1:33.229	+ 4.367	16:32:50.005	17 -	1:29.930	+ 1.068	16:51:31.515
7 -	1:33.545	+ 4.683	16:34:23.550	18 -	1:28.875	+ 0.013	16:53:00.390
8 -	1:32.656	+ 3.794	16:35:56.206	19 -	<b>1:28.862</b>		<b>16:54:29.252</b>
9 -	1:33.072	+ 4.210	16:37:29.278	20 -	1:29.727	+ 0.865	16:55:58.979
10 -	1:32.524	+ 3.662	16:39:01.802	21 -	1:30.340	+ 1.478	16:57:29.319
11 -	1:36.431 P	+ 7.569	16:40:38.233	22 -	1:32.425 P	+ 3.563	16:59:01.744
<b>88</b>	<b>McCULLOCH/NEWALL</b>		C1 Alfa Romeo Giulia TZ1				
1 -	<b>1:38.070</b>		<b>16:24:58.291</b>				
<b>97</b>	<b>ATKINS/STIRLING</b>		C1 Lotus Elan S2				
1 -	1:37.703	+ 10.861	16:25:22.619	10 -	1:29.406	+ 2.564	16:41:03.832
2 -	1:36.176	+ 9.334	16:26:58.795	11 -	1:30.501	+ 3.659	16:42:34.333
3 -	1:36.225	+ 9.383	16:28:35.020	12 -	1:28.550	+ 1.708	16:44:02.883
4 -	1:37.474	+ 10.632	16:30:12.494	13 -	1:27.571	+ 0.729	16:45:30.454
5 -	1:38.753	+ 11.911	16:31:51.247	14 -	1:27.847	+ 1.005	16:46:58.301
6 -	1:40.965	+ 14.123	16:33:32.212	15 -	<b>1:26.842</b>		<b>16:48:25.143</b>
7 -	1:39.327	+ 12.485	16:35:11.539	16 -	1:27.462	+ 0.620	16:49:52.605
8 -	1:44.429 P	+ 17.587	16:36:55.968	17 -	1:32.485 P	+ 5.643	16:51:25.090
9 -	2:38.458	+ 1:11.616	16:39:34.426	18 -	3:40.339 P	+ 2:13.497	16:55:05.429
<b>101</b>	<b>WETHERELL/BULL</b>		C2 Triumph TR4				
1 -	1:38.313	+ 8.101	16:25:00.572	12 -	1:32.162	+ 1.950	16:42:57.905
2 -	1:34.680	+ 4.468	16:26:35.252	13 -	1:30.901	+ 0.689	16:44:28.806
3 -	1:32.876	+ 2.664	16:28:08.128	14 -	1:31.252	+ 1.040	16:46:00.058
4 -	1:32.167	+ 1.955	16:29:40.295	15 -	1:30.701	+ 0.489	16:47:30.759
5 -	1:31.088	+ 0.876	16:31:11.383	16 -	1:34.734	+ 4.522	16:49:05.493
6 -	1:31.964	+ 1.752	16:32:43.347	17 -	1:30.737	+ 0.525	16:50:36.230
7 -	1:31.156	+ 0.944	16:34:14.503	18 -	1:31.210	+ 0.998	16:52:07.440
8 -	<b>1:30.212</b>		<b>16:35:44.715</b>	19 -	1:30.339	+ 0.127	16:53:37.779
9 -	1:31.203	+ 0.991	16:37:15.918	20 -	1:31.162	+ 0.950	16:55:08.941
10 -	1:34.811 P	+ 4.599	16:38:50.729	21 -	1:30.776	+ 0.564	16:56:39.717
11 -	2:35.014	+ 1:04.802	16:41:25.743	22 -	1:38.835 P	+ 8.623	16:58:18.552
<b>119</b>	<b>TICE/CONOLEY</b>		C1 Marcos 1800GT				
1 -	1:29.038	+ 3.949	16:24:47.867	12 -	1:31.325	+ 6.236	16:44:01.128
2 -	1:29.055	+ 3.966	16:26:16.922	13 -	1:27.136	+ 2.047	16:45:28.264
3 -	1:30.305 P	+ 5.216	16:27:47.227	14 -	1:26.147	+ 1.058	16:46:54.411
4 -	3:09.305	+ 1:44.216	16:30:56.532	15 -	1:26.249	+ 1.160	16:48:20.660
5 -	1:26.736	+ 1.647	16:32:23.268	16 -	1:25.367	+ 0.278	16:49:46.027
6 -	1:25.929	+ 0.840	16:33:49.197	17 -	1:25.147	+ 0.058	16:51:11.174
7 -	1:27.457	+ 2.368	16:35:16.654	18 -	1:26.719	+ 1.630	16:52:37.893
8 -	1:28.818	+ 3.729	16:36:45.472	19 -	1:25.289	+ 0.200	16:54:03.182
9 -	1:26.437	+ 1.348	16:38:11.909	20 -	<b>1:25.089</b>		<b>16:55:28.271</b>
10 -	1:28.760 P	+ 3.671	16:39:40.669	21 -	1:31.082 P	+ 5.993	16:56:59.353
11 -	2:49.134	+ 1:24.045	16:42:29.803				
<b>150</b>	<b>David SMITHIES</b>		C2 Austin Healey 3000 Mk I				
1 -	1:28.203	+ 2.814	16:24:44.404	14 -	1:29.806	+ 4.417	16:46:03.767
2 -	1:26.572	+ 1.183	16:26:10.976	15 -	1:27.556	+ 2.167	16:47:31.323
3 -	1:27.188	+ 1.799	16:27:38.164	16 -	1:28.530	+ 3.141	16:48:59.853
4 -	1:26.272	+ 0.883	16:29:04.436	17 -	1:27.559	+ 2.170	16:50:27.412
5 -	1:25.670	+ 0.281	16:30:30.106	18 -	1:28.366	+ 2.977	16:51:55.778

Weather / Track : Sunny / Dry

Donington Park National  
Circuit Length = 1.9791 miles  
Start: 16:21 End: 17:03

**The Ogdens Trophy for Gentleman Drivers - Under 3-litre**  
**QUALIFYING - RACE 14 - LAP ANALYSIS**


<b>6</b> -	1:25.999	+ 0.610	16:31:56.105	<b>19</b> -	1:28.106	+ 2.717	16:53:23.884
<b>7</b> -	1:26.988	+ 1.599	16:33:23.093	<b>20</b> -	1:29.395	+ 4.006	16:54:53.279
<b>8</b> -	1:28.908	+ 3.519	16:34:52.001	<b>21</b> -	1:27.921	+ 2.532	16:56:21.200
<b>9</b> -	1:26.488	+ 1.099	16:36:18.489	<b>22</b> -	1:28.564	+ 3.175	16:57:49.764
<b>10</b> -	1:25.815	+ 0.426	16:37:44.304	<b>23</b> -	1:27.560	+ 2.171	16:59:17.324
<b>11</b> -	<b>1:25.389</b>		<b>16:39:09.693</b>	<b>24</b> -	1:27.230	+ 1.841	17:00:44.554
<b>12</b> -	1:33.654 P	+ 8.265	16:40:43.347	<b>25</b> -	1:26.904	+ 1.515	17:02:11.458
<b>13</b> -	3:50.614	+ 2:25.225	16:44:33.961				

Weather / Track : Sunny / Dry

Donington Park National  
 Circuit Length = 1.9791 miles  
 Start: 16:21 End: 17:03

# The Ogdens Trophy for Gentleman Drivers - Under 3-litre

## RACE 14 - GRID

ROW 10	1:31.866 67 MILLS S/MILLS T	1:38.070 88 McCULLOCH/NEWALL
ROW 9	1:31.493 66 PEARSON/DEVINE	1:31.699 49 PLANT/LEES
ROW 8	1:29.550 63 THOMPSON/WOLFE	1:30.212 101 WETHERELL/BULL
ROW 7	1:28.862 74 AYLETT/FARRALL	1:28.944 69 WILLS/TWYMAN
ROW 6	1:28.103 64 LEVETT-PRINSEP/WYKEHAM	1:28.185 22 LAWLEY/SMITH
ROW 5	1:27.757 50 BATEMAN/BARTON	1:27.926 51 WORTHINGTON/KING
ROW 4	1:27.051 73 CLARKSON/WILLIAMS	1:27.147 61 OREBI GANN/BOURNE
ROW 3	1:26.842 97 ATKINS/STIRLING	1:26.853 12 BEGBIE/WATTON
ROW 2	1:25.552 29 AHLERS/BELLINGER	1:26.200 48 HENDERSON/B-EDWARDS
ROW 1	1:25.089 119 TICE/CONOLEY	1:25.389 150 David SMITHIES
<b>Pole</b>		
		

Donington Park National  
Circuit Length = 1.9791 miles

**These results are provisional until the conclusion of any judicial and technical matters.**

Clerk of Course :		Timekeeper :

The Ogdens Trophy for Gentleman Drivers - Under 3-litre  
**RACE 14 - 1 HOUR CLASSIFICATION**

POS	NO	CL	NAME	ENTRY	LAPS	TIME	GAP	DIFF	MPH	BEST	ON
1	119	C1	<b>TICE/CONOLEY</b>	Marcos 1800GT	42	1:00:51.709			81.94	1:25.521	22
2	150	C2	<b>SMITHIES / CAMPFIELD</b>	Austin Healey 3000 Mk I	42	1:01:05.445	13.736	13.736	81.63	1:26.020	13
3	29	C2	<b>AHLERS/BELLINGER</b>	Morgan SLR	42	1:01:56.588	1:04.879	51.143	80.51	1:27.591	4
4	73	C2	<b>CLARKSON/WILLIAMS</b>	Austin Healey 3000 Mk I	42	1:02:11.740	1:20.031	15.152	80.18	1:27.483	37
5	48	C2	<b>HENDERSON/B-EDWARDS</b>	Austin Healey 3000 Mk II	41	1:01:28.270	1 lap	1 lap	79.19	1:26.437	21
6	51	C2	<b>WORTHINGTON/KING</b>	Austin Healey 3000	41	1:02:05.588	1 lap	37.318	78.40	1:28.730	7
7	22	C1	<b>LAWLEY/SMITH</b>	MGB	40	59:24.289	2 laps	1 lap	79.95	1:27.307	37
8	61	C2	<b>OREBI GANN/BOURNE</b>	Morgan SLR	40	1:00:48.614	2 laps	1:24.325	78.10	1:29.356	30
9	101	C2	<b>WETHERELL/BULL</b>	Triumph TR4	40	1:02:07.322	2 laps	1:18.708	76.45	1:29.690	34
10	63	C1	<b>THOMPSON/WOLFE</b>	TVR Grantura	39	1:00:59.677	3 laps	1 lap	75.92	1:31.503	23
11	97	C1	<b>ATKINS/STIRLING</b>	Lotus Elan S2	39	1:01:19.359	3 laps	19.682	75.51	1:31.567	25
12	74	C1	<b>AYLETT/FARRALL</b>	Diva GT	39	1:01:22.439	3 laps	3.080	75.45	1:30.068	28
13	69	C1	<b>WILLS/TWYMAN</b>	Lotus Elite	39	1:01:24.373	3 laps	1.934	75.41	1:30.922	29
14	64	C2	<b>LEVETT-PRINSEP/WYKEHAM</b>	Austin Healey 3000 MkII	39	1:01:28.931	3 laps	4.558	75.32	1:32.294	30
15	50	C1	<b>BATEMAN/BARTON</b>	Lotus Elan S2	39	1:02:03.030	3 laps	34.099	74.63	1:28.232	39
16	49	C2	<b>PLANT/LEES</b>	Morgan Plus 4	39	1:02:06.713	3 laps	3.683	74.55	1:30.764	24
17	67	C1	<b>MILLS S/MILLS T</b>	MGB	38	59:37.242	4 laps	1 lap	75.68	1:32.368	19
18	88	C1	<b>McCULLOCH/NEWALL</b>	Alfa Romeo Giulia TZ1	38	1:00:47.483	4 laps	1:10.241	74.22	1:32.295	36
19	66	C2	<b>Michael PEARSON</b>	Triumph TR4	38	1:01:28.732	4 laps	41.249	73.39	1:32.499	9
20	12	C1	<b>BEGBIE/WATTON</b>	TVR Grantura Mk III	27	51:23.287	15 laps	11 laps	62.38	1:29.026	6

FASTEST LAP

119	C1	<b>TICE/CONOLEY</b>	Marcos 1800GT	22	1:25.521	83.30 mph	134.07 kph
150	C2	<b>SMITHIES / CAMPFIELD</b>	Austin Healey 3000 Mk I	13	1:26.020	82.82 mph	133.29 kph

Weather / Track : Bright / Dry

These results are provisional until the conclusion of any judicial and technical matters.

Donington Park National  
 Circuit Length = 1.9791 miles  
 Start: 15:27 End: 00:00

Clerk of Course :	Timekeeper :
-------------------	--------------

# The Ogdens Trophy for Gentleman Drivers - Under 3-litre

## RACE 14 - CLASSIFICATION

POS	NO	CL	NAME	ENTRY	LAPS	TIME	GAP	DIFF	MPH	BEST	ON
1	119	C1	TICE/CONOLEY	Marcos 1800GT	82	2:00:01.463			81.12	1:25.521	22
2	29	C2	AHLERS/BELLINGER	Morgan SLR	82	2:01:20.693	1:19.230	1:19.230	80.24	1:25.999	58
3	150	C2	SMITHIES / CAMPFIELD	Austin Healey 3000 Mk I	81	2:00:16.074	1 lap	1 lap	79.97	1:26.020	13
4	73	C2	CLARKSON/WILLIAMS	Austin Healey 3000 Mk II	80	2:00:12.304	2 laps	1 lap	79.02	1:27.120	53
5	22	C1	LAWLEY/SMITH	MGB	80	2:00:17.567	2 laps	5.263	78.97	1:27.307	37
6	61	C2	OREBI GANN/BOURNE	Morgan SLR	80	2:00:38.444	2 laps	20.877	78.74	1:26.333	74
7	48	C2	HENDERSON/B-EDWARDS	Austin Healey 3000 Mk II	80	2:00:59.741	2 laps	21.297	78.51	1:26.437	21
8	51	C2	WORTHINGTON/KING	Austin Healey 3000	80	2:01:13.703	2 laps	13.962	78.36	1:27.160	67
9	101	C2	WETHERELL/BULL	Triumph TR4	79	2:00:18.609	3 laps	1 lap	77.97	1:27.989	74
10	97	C1	ATKINS/STIRLING	Lotus Elan S2	79	2:00:25.001	3 laps	6.392	77.90	1:25.335	67
11	88	C1	McCULLOCH/NEWALL	Alfa Romeo Giulia TZ1	78	2:00:03.361	4 laps	1 lap	77.14	1:25.760	69
12	50	C1	BATEMAN/BARTON	Lotus Elan S2	78	2:00:07.945	4 laps	4.584	77.09	1:27.627	69
13	69	C1	WILLS/TWYMAN	Lotus Elite	78	2:00:29.308	4 laps	21.363	76.87	1:29.431	68
14	64	C2	LEVETT-PRINSEP/WYKEHAM	Austin Healey 3000 MkII	78	2:00:29.734	4 laps	0.426	76.86	1:27.236	75
15	49	C2	PLANT/LEES	Morgan Plus 4	78	2:01:30.475	4 laps	1:00.741	76.22	1:30.020	59
16	63	C1	THOMPSON/WOLFE	TVR Grantura	77	2:00:59.900	5 laps	1 lap	75.56	1:29.504	60
17	67	C1	MILLS S/MILLS T	MGB	76	2:00:17.473	6 laps	1 lap	75.02	1:31.428	73
18	66	C2	Michael PEARSON	Triumph TR4	76	2:01:50.230	6 laps	1:32.757	74.07	1:31.242	45
19	74	C1	AYLETT/FARRALL	Diva GT	55	1:25:35.044	27 laps	21 laps	76.31	1:29.861	40
20	12	C1	BEGBIE/WATTON	TVR Grantura Mk III	27	51:23.287	55 laps	28 laps	62.38	1:29.026	6

### FASTEST LAP

97	C1	ATKINS/STIRLING	Lotus Elan S2	67	1:25.335	83.49 mph	134.36 kph
29	C2	AHLERS/BELLINGER	Morgan SLR	58	1:25.999	82.84 mph	133.32 kph

Weather / Track : Bright / Dry

These results are provisional until the conclusion of any judicial and technical matters.

Donington Park National  
Circuit Length = 1.9791 miles  
Start: 15:27 End: 17:29

Clerk of Course :	Timekeeper :
-------------------	--------------

**The Ogdens Trophy for Gentleman Drivers - Under 3-litre**  
**RACE 14 - LAP CHART**

Lap 1			Lap 2			Lap 3			Lap 4			Lap 5		
No	Behind	Laptime	No	Behind	Laptime	No	Behind	Laptime	No	Behind	Laptime	No	Behind	Laptime
150		1:29.442	150		1:27.986	150		1:27.271	150		1:27.152	150		1:26.973
119	0.791	1:30.233	119	0.547	1:27.742	119	0.652	1:27.376	119	0.734	1:27.234	119	0.556	1:26.795
48	1.135	1:30.577	48	1.277	1:28.128	48	1.640	1:27.634	48	1.362	1:26.874	48	1.154	1:26.765
29	1.631	1:31.073	29	2.136	1:28.491	29	3.820	1:28.955	29	4.259	1:27.591	29	5.032	1:27.746
12	3.730	1:33.172	73	5.913	1:29.707	73	8.464	1:29.822	73	11.160	1:29.848	73	14.103	1:29.916
73	4.192	1:33.634	12	6.494	1:30.750	12	10.549	1:31.326	12	12.610	1:29.213	22	15.094	1:28.799
61	5.455	1:34.897	22	8.318	1:29.519	22	11.524	1:30.477	22	13.268	1:28.896	12	15.946	1:30.309
22	6.785	1:36.227	61	9.200	1:31.731	61	12.585	1:30.656	61	16.052	1:30.619	61	19.571	1:30.492
101	10.702	1:40.144	101	15.063	1:32.347	101	19.781	1:31.989	101	24.467	1:31.838	101	29.344	1:31.850
50	11.945	1:41.387	51	17.729	1:33.137	51	21.267	1:30.809	51	25.438	1:31.323	51	29.937	1:31.472
69	12.348	1:41.790	69	19.041	1:34.679	69	25.263	1:33.493	69	31.098	1:32.987	69	36.907	1:32.782
51	12.578	1:42.020	50	20.653	1:36.694	50	28.006	1:34.624	50	34.549	1:33.695	50	41.544	1:33.968
97	13.276	1:42.718	49	21.985	1:35.572	49	28.920	1:34.206	49	37.129	1:35.361	49	44.942	1:34.786
49	14.399	1:43.841	64	22.665	1:35.590	64	29.937	1:34.543	64	38.133	1:35.348	64	45.662	1:34.502
64	15.061	1:44.503	66	24.278	1:36.328	66	30.959	1:33.952	66	38.608	1:34.801	74	47.260	1:35.131
63	15.716	1:45.158	63	25.288	1:37.558	63	31.976	1:33.959	74	39.102	1:33.664	66	48.383	1:36.748
66	15.936	1:45.378	74	25.672	1:37.128	74	32.590	1:34.189	63	39.811	1:34.987	63	48.589	1:35.751
74	16.530	1:45.972	97	26.790	1:41.500	67	34.088	1:34.039	67	40.542	1:33.606	67	48.937	1:35.368
67	17.016	1:46.458	67	27.320	1:38.290	97	35.885	1:36.366	97	44.253	1:35.520	97	52.204	1:34.924
88	18.632	1:48.074	88	28.680	1:38.034	88	37.881	1:36.472	88	46.117	1:35.388	88	54.240	1:35.096

Weather / Track : Bright / Dry

Donington Park National  
 Circuit Length = 1.9791 miles  
 Start: 15:27 End: 17:29

**The Ogdens Trophy for Gentleman Drivers - Under 3-litre**  
**RACE 14 - LAP CHART**

Lap 6			Lap 7			Lap 8			Lap 9			Lap 10		
No	Behind	Laptime	No	Behind	Laptime	No	Behind	Laptime	No	Behind	Laptime	No	Behind	Laptime
150		1:26.596	150		1:26.675	150		1:26.706	150		1:26.694	150		1:27.267
119	1.075	1:27.115	119	0.897	1:26.497	119	0.768	1:26.577	119	0.814	1:26.740	119	0.336	1:26.789
48	1.620	1:27.062	48	2.029	1:27.084	48	1.843	1:26.520	48	1.957	1:26.808	48	2.068	1:27.378
29	6.644	1:28.208	29	9.909	1:29.940	29	11.244	1:28.041	29	12.857	1:28.307	88	1 LAP	1:36.472
73	16.588	1:29.081	22	19.288	1:29.044	22	21.370	1:28.788	22	23.019	1:28.343	29	14.171	1:28.581
22	16.919	1:28.421	73	20.002	1:30.089	73	22.682	1:29.386	73	24.757	1:28.769	22	24.147	1:28.395
12	18.376	1:29.026	12	21.047	1:29.346	12	23.625	1:29.284	12	26.898	1:29.967	73	26.502	1:29.012
61	23.838	1:30.863	61	27.644	1:30.481	61	31.229	1:30.291	61	34.935	1:30.400	12	29.445	1:29.814
51	34.034	1:30.693	51	36.089	1:28.730	51	38.651	1:29.268	51	42.155	1:30.198	61	37.999	1:30.331
101	34.545	1:31.797	101	38.663	1:30.793	101	42.642	1:30.685	101	46.992	1:31.044	51	45.559	1:30.671
69	43.404	1:33.093	69	49.123	1:32.394	69	54.183	1:31.766	69	59.662	1:32.173	101	50.900	1:31.175
50	48.255	1:33.307	50	55.516	1:33.936	50	1:01.829	1:33.019	74	1:08.796	1:31.029	69	1:05.339	1:32.944
49	52.054	1:33.708	74	58.802	1:32.418	74	1:04.461	1:32.365	50	1:10.218	1:35.083	74	1:13.884	1:32.355
64	52.540	1:33.474	64	1:00.288	1:34.423	64	1:07.689	1:34.107	64	1:14.543	1:33.548	50	1:16.266	1:33.315
74	53.059	1:32.395	49	1:01.233	1:35.854	49	1:08.640	1:34.113	49	1:14.896	1:32.950	49	1:22.513	1:34.884
66	54.699	1:32.912	67	1:03.191	1:33.827	67	1:09.038	1:32.553	67	1:15.437	1:33.093	67	1:22.938	1:34.768
63	55.065	1:33.072	63	1:04.097	1:35.707	63	1:10.796	1:33.405	63	1:16.424	1:32.322	66	1:24.736	1:34.694
67	56.039	1:33.698	66	1:05.640	1:37.616	66	1:11.504	1:32.570	66	1:17.309	1:32.499	64	1:25.612	1:38.336
97	59.503	1:33.895	97	1:07.135	1:34.307	97	1:14.171	1:33.742	97	1:21.138	1:33.661	63	1:26.076	1:36.919
88	1:02.626	1:34.982	88	1:11.335	1:35.384	88	1:19.836	1:35.207						

Weather / Track : Bright / Dry

Donington Park National  
 Circuit Length = 1.9791 miles  
 Start: 15:27 End: 17:29

**The Ogdens Trophy for Gentleman Drivers - Under 3-litre**  
**RACE 14 - LAP CHART**

Lap 11			Lap 12			Lap 13			Lap 14			Lap 15		
No	Behind	Laptime	No	Behind	Laptime	No	Behind	Laptime	No	Behind	Laptime	No	Behind	Laptime
150		1:27.001	150		1:28.357	150		1:26.020	150		1:27.029	150		1:27.314
119	0.386	1:27.051	119	0.608	1:28.579	119	1.777	1:27.189	119	1.053	1:26.305	119	1.198	1:27.459
48	2.079	1:27.012	49	1 LAP	1:34.656	48	6.077	1:28.407	50	1 LAP	1:33.853	74	1 LAP	1:32.323
97	1 LAP	1:35.266	67	1 LAP	1:34.311	67	1 LAP	1:32.861	48	6.582	1:27.534	48	6.452	1:27.184
88	1 LAP	1:36.682	48	3.690	1:29.968	49	1 LAP	1:33.474	49	1 LAP	1:33.089	50	1 LAP	1:34.130
29	15.420	1:28.250	64	1 LAP	1:36.621	64	1 LAP	1:35.140	67	1 LAP	1:34.225	49	1 LAP	1:31.921
22	26.207	1:29.061	63	1 LAP	1:36.550	63	1 LAP	1:34.804	29	20.522	1:29.921	29	20.964	1:27.756
73	28.089	1:28.588	66	1 LAP	1:41.089	29	17.630	1:28.162	63	1 LAP	1:33.377	67	1 LAP	1:33.601
12	32.075	1:29.631	97	1 LAP	1:36.779	97	1 LAP	1:33.986	64	1 LAP	1:36.116	63	1 LAP	1:32.088
61	41.494	1:30.496	29	15.488	1:28.425	66	1 LAP	1:35.258	97	1 LAP	1:33.967	64	1 LAP	1:34.146
51	48.436	1:29.878	88	1 LAP	1:35.715	88	1 LAP	1:36.134	66	1 LAP	1:34.618	97	1 LAP	1:34.795
101	54.509	1:30.610	22	26.530	1:28.680	22	29.675	1:29.165	22	31.342	1:28.696	22	33.186	1:29.158
69	1:10.770	1:32.432	73	28.211	1:28.479	73	30.790	1:28.599	73	32.766	1:29.005	73	34.117	1:28.665
74	1:18.021	1:31.138	12	34.058	1:30.340	12	37.610	1:29.572	88	1 LAP	1:35.512	66	1 LAP	1:34.742
50	1:21.489	1:32.224	61	43.450	1:30.313	61	47.863	1:30.433	12	40.570	1:29.989	12	45.928	1:32.672
			51	49.755	1:29.676	51	55.167	1:31.432	61	50.759	1:29.925	88	1 LAP	1:38.300
			101	57.503	1:31.351	101	1:02.964	1:31.481	51	58.158	1:30.020	61	53.355	1:29.910
			69	1:15.034	1:32.621	69	1:21.056	1:32.042	101	1:07.388	1:31.453	51	1:01.400	1:30.556
			74	1:20.624	1:30.960	74	1:25.003	1:30.399	69	1:26.455	1:32.428	101	1:11.084	1:31.010
			50	1:24.369	1:31.237									

**The Ogdens Trophy for Gentleman Drivers - Under 3-litre**  
**RACE 14 - LAP CHART**

Lap 16			Lap 17			Lap 18			Lap 19			Lap 20		
No	Behind	Laptime	No	Behind	Laptime	No	Behind	Laptime	No	Behind	Laptime	No	Behind	Laptime
150		1:26.521	150		1:27.079	150		1:27.076	150		1:26.757	119		1:26.140
119	0.909	1:26.232	119	0.162	1:26.332	119	0.288	1:27.202	119	0.494	1:26.963	150	1.298	1:27.932
69	1 LAP	1:33.316	48	7.132	1:27.439	48	7.022	1:26.966	48	7.863	1:27.598	101	1 LAP	1:31.646
48	6.772	1:26.841	74	1 LAP	1:31.202	74	1 LAP	1:32.346	74	1 LAP	1:31.235	48	7.829	1:26.600
74	1 LAP	1:30.311	69	1 LAP	1:33.714	69	1 LAP	1:32.270	69	1 LAP	1:31.698	74	1 LAP	1:32.273
50	1 LAP	1:33.271	29	23.690	1:28.611	29	24.273	1:27.659	29	25.688	1:28.172	29	26.939	1:27.885
29	22.158	1:27.715	50	1 LAP	1:33.169	50	1 LAP	1:33.070	50	1 LAP	1:32.952	69	1 LAP	1:32.337
49	1 LAP	1:31.776	49	1 LAP	1:31.445	49	1 LAP	1:31.196	49	1 LAP	1:31.363	22	43.088	1:29.094
67	1 LAP	1:32.486	67	1 LAP	1:33.015	22	38.886	1:29.244	22	40.628	1:28.499	50	1 LAP	1:34.590
63	1 LAP	1:32.499	22	36.718	1:28.475	67	1 LAP	1:34.061	73	43.322	1:28.714	49	1 LAP	1:33.689
22	35.322	1:28.657	63	1 LAP	1:32.946	73	41.365	1:29.348	67	1 LAP	1:32.860	73	45.585	1:28.897
73	37.486	1:29.890	73	39.093	1:28.686	63	1 LAP	1:33.284	63	1 LAP	1:32.534	67	1 LAP	1:32.368
64	1 LAP	1:34.693	64	1 LAP	1:34.015	64	1 LAP	1:32.695	64	1 LAP	1:33.338	63	1 LAP	1:32.992
97	1 LAP	1:34.448	97	1 LAP	1:33.905	97	1 LAP	1:33.763	12	1:00.117	1:31.185	12	1:04.663	1:31.180
66	1 LAP	1:33.825	66	1 LAP	1:33.916	66	1 LAP	1:33.883	97	1 LAP	1:35.180	64	1 LAP	1:34.536
12	49.081	1:29.674	12	51.497	1:29.495	12	55.689	1:31.268	66	1 LAP	1:34.623	97	1 LAP	1:32.393
61	57.994	1:31.160	61	1:00.872	1:29.957	61	1:04.209	1:30.413	61	1:07.605	1:30.153	66	1 LAP	1:33.874
88	1 LAP	1:37.032	88	1 LAP	1:33.943	51	1:12.402	1:30.865	51	1:15.809	1:30.164	61	1:11.917	1:30.946
51	1:05.539	1:30.660	51	1:08.613	1:30.153	88	1 LAP	1:36.146	88	1 LAP	1:34.150	51	1:19.350	1:30.175
101	1:15.411	1:30.848	101	1:19.753	1:31.421	101	1:24.058	1:31.381						

Weather / Track : Bright / Dry

Donington Park National  
 Circuit Length = 1.9791 miles  
 Start: 15:27 End: 17:29

**The Ogdens Trophy for Gentleman Drivers - Under 3-litre**  
**RACE 14 - LAP CHART**

Lap 21			Lap 22			Lap 23			Lap 24			Lap 25		
No	Behind	Laptime	No	Behind	Laptime	No	Behind	Laptime	No	Behind	Laptime	No	Behind	Laptime
119		1:26.044	119		1:25.521	119		1:26.562	119		1:27.182	119		1:26.408
150	2.463	1:27.209	150	3.658	1:26.716	51	1 LAP	1:30.656	97	2 LAPS	1:33.452	12	1 LAP	1:37.674 P
88	2 LAPS	1:35.469	48	12.030	1:29.329	66	2 LAPS	1:34.700	150	4.527	1:27.984	61	1 LAP	1:30.707
101	1 LAP	1:30.558	101	1 LAP	1:31.947	150	3.725	1:26.629	64	2 LAPS	1:36.258	150	5.301	1:27.182
48	8.222	1:26.437	88	2 LAPS	1:37.065	48	12.186	1:26.718	51	1 LAP	1:31.287	97	2 LAPS	1:32.046
29	29.490	1:28.595	29	31.856	1:27.887	101	1 LAP	1:30.154	66	2 LAPS	1:33.834	51	1 LAP	1:31.316
74	1 LAP	1:31.123	74	1 LAP	1:30.696	88	2 LAPS	1:34.771	48	11.616	1:26.612	48	12.276	1:27.068
69	1 LAP	1:31.649	69	1 LAP	1:31.229	29	33.873	1:28.579	101	1 LAP	1:30.626	64	2 LAPS	1:34.801
22	45.939	1:28.895	22	49.611	1:29.193	74	1 LAP	1:30.398	88	2 LAPS	1:34.316	66	2 LAPS	1:33.198
73	49.034	1:29.493	73	51.990	1:28.477	69	1 LAP	1:31.354	29	35.193	1:28.502	101	1 LAP	1:30.388
49	1 LAP	1:31.678	49	1 LAP	1:31.840	22	51.958	1:28.909	74	1 LAP	1:31.278	29	38.002	1:29.217
50	1 LAP	1:34.143	50	1 LAP	1:30.996	73	53.971	1:28.543	69	1 LAP	1:31.133	88	2 LAPS	1:38.035
67	1 LAP	1:32.768	67	1 LAP	1:32.958	49	1 LAP	1:31.180	22	53.132	1:28.356	74	1 LAP	1:31.046
63	1 LAP	1:32.388	63	1 LAP	1:32.194	50	1 LAP	1:30.870	73	55.205	1:28.416	69	1 LAP	1:30.971
12	1:09.569	1:30.950	12	1:14.347	1:30.299	67	1 LAP	1:32.617	49	1 LAP	1:31.443	22	54.863	1:28.139
64	1 LAP	1:34.007	64	1 LAP	1:33.481	63	1 LAP	1:31.880	50	1 LAP	1:31.636	73	56.795	1:27.998
97	1 LAP	1:33.904	61	1:23.332	1:30.334	12	1:17.954	1:30.169	63	1 LAP	1:31.503	49	1 LAP	1:30.764
61	1:18.519	1:32.646	97	1 LAP	1:33.862	61	1:26.546	1:29.776	67	1 LAP	1:36.808	50	1 LAP	1:30.634
66	1 LAP	1:34.972										63	1 LAP	1:31.654
51	1:23.032	1:29.726												

**The Ogdens Trophy for Gentleman Drivers - Under 3-litre**  
**RACE 14 - LAP CHART**

Lap 26			Lap 27			Lap 28			Lap 29			Lap 30		
No	Behind	Laptime	No	Behind	Laptime	No	Behind	Laptime	No	Behind	Laptime	No	Behind	Laptime
119		1:26.965	119		1:27.682	119		1:26.234	119		1:26.728	119		1:27.839
67	2 LAPS	1:33.531	63	2 LAPS	1:33.069	150	7.136	1:27.302	49	2 LAPS	1:33.673	49	2 LAPS	1:31.837
150	6.413	1:28.077	150	6.068	1:27.337	63	2 LAPS	1:33.854	150	7.578	1:27.170	150	6.625	1:26.886
61	1 LAP	1:30.800	67	2 LAPS	1:33.511	48	14.836	1:27.849	48	15.865	1:27.757	50	2 LAPS	1:39.812
48	13.989	1:28.678	61	1 LAP	1:30.799	67	2 LAPS	1:33.441	63	2 LAPS	1:33.587	48	14.756	1:26.730
97	2 LAPS	1:33.543	48	13.221	1:26.914	61	1 LAP	1:31.604	67	2 LAPS	1:35.262	63	2 LAPS	1:32.444
51	1 LAP	1:33.607	97	2 LAPS	1:31.567	51	1 LAP	1:30.279	51	1 LAP	1:29.938	67	2 LAPS	1:33.692
64	2 LAPS	1:33.114	51	1 LAP	1:31.339	97	2 LAPS	1:33.233	61	1 LAP	1:45.869	51	1 LAP	1:30.173
66	2 LAPS	1:33.728	64	2 LAPS	1:33.173	64	2 LAPS	1:33.947	97	2 LAPS	1:35.787	61	1 LAP	1:30.147
101	1 LAP	1:30.035	66	2 LAPS	1:32.940	101	1 LAP	1:30.107	101	1 LAP	1:31.436	101	1 LAP	1:31.190
29	39.617	1:28.580	101	1 LAP	1:30.589	66	2 LAPS	1:33.542	64	2 LAPS	1:34.978	97	2 LAPS	1:34.652
74	1 LAP	1:31.664	29	40.085	1:28.150	29	41.527	1:27.676	66	2 LAPS	1:33.396	29	43.652	1:28.700
88	2 LAPS	1:38.109	12	2 LAPS	3:39.747	22	1:01.363	1:29.923	29	42.791	1:27.992	64	2 LAPS	1:33.220
22	56.449	1:28.551	74	1 LAP	1:31.357	73	1:02.572	1:29.188	22	1:02.739	1:28.104	66	2 LAPS	1:33.874
73	57.982	1:28.152	22	57.674	1:28.907	74	1 LAP	1:33.063	73	1:03.529	1:27.685	22	1:02.785	1:27.885
69	1 LAP	1:32.716	73	59.618	1:29.318	69	1 LAP	1:31.178	74	1 LAP	1:30.068	73	1:03.388	1:27.698
49	1 LAP	1:32.162	69	1 LAP	1:32.459	88	2 LAPS	1:33.369	69	1 LAP	1:31.090	74	1 LAP	1:30.415
50	1 LAP	1:32.093	88	2 LAPS	1:37.504	50	1 LAP	1:32.752	88	2 LAPS	1:33.274	69	1 LAP	1:30.922
			49	1 LAP	1:31.293							88	2 LAPS	1:34.329
			50	1 LAP	1:30.738									

Weather / Track : Bright / Dry

Donington Park National  
 Circuit Length = 1.9791 miles  
 Start: 15:27 End: 17:29

**The Ogdens Trophy for Gentleman Drivers - Under 3-litre**  
**RACE 14 - LAP CHART**

Lap 31			Lap 32			Lap 33			Lap 34			Lap 35		
No	Behind	Laptime	No	Behind	Laptime	No	Behind	Laptime	No	Behind	Laptime	No	Behind	Laptime
119		1:26.965	119		1:26.348	119		1:26.351	119		1:25.949	119		1:27.121
150	7.196	1:27.536	88	3 LAPS	1:34.568	150	10.207	1:27.849	69	2 LAPS	1:32.740	74	2 LAPS	1:33.324
49	2 LAPS	1:32.793	150	8.709	1:27.861	48	16.091	1:27.105	150	10.352	1:26.094	150	10.378	1:27.147
48	14.878	1:27.087	49	2 LAPS	1:31.328	49	2 LAPS	1:32.000	48	16.768	1:26.626	69	2 LAPS	1:32.072
50	2 LAPS	1:34.908	48	15.337	1:26.807	88	3 LAPS	1:44.970	49	2 LAPS	1:32.391	48	16.795	1:27.148
63	2 LAPS	1:32.869	50	2 LAPS	1:33.694	50	2 LAPS	1:32.226	88	3 LAPS	1:33.693	49	2 LAPS	1:34.142 P
51	1 LAP	1:29.257	63	2 LAPS	1:32.512	63	2 LAPS	1:32.967	50	2 LAPS	1:30.780	88	3 LAPS	1:33.367
67	2 LAPS	1:33.721	51	1 LAP	1:30.008	51	1 LAP	1:31.767	51	1 LAP	1:32.178	12	8 LAPS	2:09.569 P
61	1 LAP	1:29.356	61	1 LAP	1:30.191	61	1 LAP	1:29.812	63	2 LAPS	1:33.558	50	2 LAPS	1:30.826
29	44.333	1:27.646	67	2 LAPS	1:33.979	29	47.367	1:27.689	29	51.638	1:30.220	51	1 LAP	1:29.315
101	1 LAP	1:31.160	29	46.029	1:28.044	67	2 LAPS	1:32.984	61	1 LAP	1:32.220	29	54.255	1:29.738
97	2 LAPS	1:32.550	101	1 LAP	1:30.171	101	1 LAP	1:30.583	101	1 LAP	1:30.101	63	2 LAPS	1:34.115
64	2 LAPS	1:32.755	97	2 LAPS	1:31.607	97	2 LAPS	1:31.992	67	2 LAPS	1:33.885	61	1 LAP	1:30.113
66	2 LAPS	1:32.840	64	2 LAPS	1:32.294	64	2 LAPS	1:32.677	97	2 LAPS	1:31.942	101	1 LAP	1:29.690
73	1:04.729	1:28.306	66	2 LAPS	1:35.455 P	73	1:07.567	1:27.555	73	1:10.170	1:28.552	67	2 LAPS	1:33.971
22	1:05.472	1:29.652	73	1:06.363	1:27.982	22	1:08.237	1:27.394	22	1:10.927	1:28.639	73	1:11.212	1:28.163
74	1 LAP	1:30.147	22	1:07.194	1:28.070	74	1 LAP	1:30.758	66	3 LAPS	3:02.479 P	22	1:11.592	1:27.786
69	1 LAP	1:31.151	74	1 LAP	1:31.364	12	7 LAPS	9:17.666 P	64	2 LAPS	1:34.273	97	2 LAPS	1:34.286
			69	1 LAP	1:32.222							64	2 LAPS	1:33.850
												66	3 LAPS	1:35.985

Weather / Track : Bright / Dry

Donington Park National  
 Circuit Length = 1.9791 miles  
 Start: 15:27 End: 17:29

**The Ogdens Trophy for Gentleman Drivers - Under 3-litre**  
**RACE 14 - LAP CHART**

Lap 36			Lap 37			Lap 38			Lap 39			Lap 40		
No	Behind	Laptime	No	Behind	Laptime	No	Behind	Laptime	No	Behind	Laptime	No	Behind	Laptime
119		1:26.584	119		1:27.601	119		1:26.731	119		1:27.081	119		1:27.571
74	2 LAPS	1:30.726	66	4 LAPS	1:34.717	64	3 LAPS	1:34.811	97	3 LAPS	1:35.031	67	3 LAPS	1:33.826
150	10.812	1:27.018	150	9.906	1:26.695	66	4 LAPS	1:33.640	150	11.289	1:28.126	97	3 LAPS	1:33.039
48	17.525	1:27.314	74	2 LAPS	1:31.187	150	10.244	1:27.069	64	3 LAPS	1:33.638	150	11.215	1:27.497
69	2 LAPS	1:33.237	48	16.889	1:26.965	74	2 LAPS	1:32.822 P	66	4 LAPS	1:34.067	64	3 LAPS	1:35.001
50	2 LAPS	1:32.853	69	2 LAPS	1:31.897	48	18.093	1:27.935 P	49	3 LAPS	1:33.742	74	3 LAPS	2:58.687 P
88	3 LAPS	1:35.739	49	3 LAPS	3:03.171 P	69	2 LAPS	1:33.074 P	29	59.501	1:28.148	48	1 LAP	2:57.715 P
51	1 LAP	1:29.490	50	2 LAPS	1:31.465	49	3 LAPS	1:34.099	51	1 LAP	1:30.062	69	3 LAPS	2:49.129 P
29	55.711	1:28.040	88	3 LAPS	1:32.973	29	58.434	1:28.906	88	3 LAPS	1:32.295	66	4 LAPS	1:35.326
61	1 LAP	1:30.226	51	1 LAP	1:30.111	50	2 LAPS	1:34.267 P	61	1 LAP	1:30.313	29	59.751	1:27.821
63	2 LAPS	1:33.305	29	56.259	1:28.149	51	1 LAP	1:31.130	73	1:14.537	1:28.289	49	3 LAPS	1:32.898
101	1 LAP	1:30.129	61	1 LAP	1:30.272	88	3 LAPS	1:34.484	101	1 LAP	1:30.687	51	1 LAP	1:29.885
73	1:12.366	1:27.738	63	2 LAPS	1:32.678	61	1 LAP	1:30.182	63	2 LAPS	1:34.822	50	3 LAPS	3:02.962 P
67	2 LAPS	1:33.473	101	1 LAP	1:31.714	101	1 LAP	1:30.228	22	1:24.844	1:37.151	88	3 LAPS	1:34.535
22	1:13.128	1:28.120	73	1:12.248	1:27.483	73	1:13.329	1:27.812				73	1:15.618	1:28.652
97	2 LAPS	1:32.367	22	1:12.834	1:27.307	63	2 LAPS	1:33.537				61	1 LAP	1:34.430
64	2 LAPS	1:32.554	67	2 LAPS	1:33.157	22	1:14.774	1:28.671				101	1 LAP	1:30.590 P
			97	2 LAPS	1:32.186	67	2 LAPS	1:33.761						

Weather / Track : Bright / Dry

Donington Park National  
 Circuit Length = 1.9791 miles  
 Start: 15:27 End: 17:29

**The Ogdens Trophy for Gentleman Drivers - Under 3-litre**  
**RACE 14 - LAP CHART**

Lap 41			Lap 42			Lap 43			Lap 44			Lap 45		
No	Behind	Laptime	No	Behind	Laptime	No	Behind	Laptime	No	Behind	Laptime	No	Behind	Laptime
119		1:26.157	119		1:27.535	119		1:27.060	119		1:27.252	119		1:27.143 P
22	1 LAP	1:28.999 P	63	3 LAPS	1:33.042	22	2 LAPS	2:57.319 P	22	2 LAPS	1:30.220	61	3 LAPS	1:29.241
63	3 LAPS	1:33.787	150	13.736	1:27.556	150	13.711	1:27.035	150	14.208	1:27.749	22	2 LAPS	1:30.686
67	3 LAPS	1:34.409 P	97	3 LAPS	1:36.270 P	63	3 LAPS	1:37.662 P	97	4 LAPS	2:52.561 P	150	16.333	1:29.268 P
150	13.715	1:28.657	74	3 LAPS	1:30.964	74	3 LAPS	1:29.861	64	4 LAPS	2:49.321 P	97	4 LAPS	1:26.161
97	3 LAPS	1:34.928	69	3 LAPS	1:31.188	69	3 LAPS	1:30.757	74	3 LAPS	1:30.253	64	4 LAPS	1:29.522
74	3 LAPS	1:32.519	48	1 LAP	1:33.623	48	1 LAP	1:32.259	69	3 LAPS	1:30.968	63	4 LAPS	3:11.194 P
64	3 LAPS	1:34.321	66	4 LAPS	1:33.714	66	4 LAPS	1:32.242	48	1 LAP	1:31.987	74	3 LAPS	1:30.965
69	3 LAPS	1:32.003	64	3 LAPS	1:36.104 P	67	4 LAPS	3:28.105 P	66	4 LAPS	1:31.717	69	3 LAPS	1:30.522
48	1 LAP	1:35.474	29	1:04.879	1:29.860	29	1:09.679	1:31.860 P	67	4 LAPS	1:34.335	48	1 LAP	1:32.280
66	4 LAPS	1:32.999	50	3 LAPS	1:28.232	50	3 LAPS	1:32.616	50	3 LAPS	1:28.316	66	4 LAPS	1:32.641
29	1:02.554	1:28.960	51	1 LAP	1:30.156	88	4 LAPS	2:49.480 P	88	4 LAPS	1:28.465	67	4 LAPS	1:33.577
49	3 LAPS	1:32.721	49	3 LAPS	1:33.674	101	2 LAPS	1:31.228	101	2 LAPS	1:30.833	29	1 LAP	2:47.478 P
50	3 LAPS	1:29.619	101	2 LAPS	2:50.376 P	49	3 LAPS	1:32.372	49	3 LAPS	1:31.623	50	3 LAPS	1:29.309
51	1 LAP	1:32.008	73	1:20.031	1:28.653	51	1 LAP	1:33.596 P				88	4 LAPS	1:27.885
73	1:18.913	1:29.452				73	1:22.630	1:29.659 P				73	1 LAP	2:55.121 P
88	3 LAPS	1:35.895 P				61	2 LAPS	2:55.949 P				51	2 LAPS	2:58.035 P
61	1 LAP	1:34.350 P										101	2 LAPS	1:30.679
												61	2 LAPS	1:28.271
												49	3 LAPS	1:31.375

Weather / Track : Bright / Dry

Donington Park National  
 Circuit Length = 1.9791 miles  
 Start: 15:27 End: 17:29

**The Ogdens Trophy for Gentleman Drivers - Under 3-litre**  
**RACE 14 - LAP CHART**

Lap 46			Lap 47			Lap 48			Lap 49			Lap 50		
No	Behind	Laptime	No	Behind	Laptime	No	Behind	Laptime	No	Behind	Laptime	No	Behind	Laptime
119		2:47.545 P	119		1:26.155	119		1:26.410	119		1:26.147	119		1:25.792
88	4 LAPS	1:28.052	88	4 LAPS	1:27.121	88	4 LAPS	1:27.163	88	4 LAPS	1:26.992	88	4 LAPS	1:27.448
50	3 LAPS	1:30.145	73	1 LAP	1:27.953	73	1 LAP	1:28.104	67	4 LAPS	1:33.337	73	1 LAP	1:27.801
73	1 LAP	1:27.963	50	3 LAPS	1:30.046	51	2 LAPS	1:30.061	73	1 LAP	1:28.073	67	4 LAPS	1:32.301
51	2 LAPS	1:28.687	51	2 LAPS	1:28.488	50	3 LAPS	1:31.776	51	2 LAPS	1:29.369	61	2 LAPS	1:27.665
61	2 LAPS	1:28.084	61	2 LAPS	1:28.107	61	2 LAPS	1:27.896	61	2 LAPS	1:27.779	51	2 LAPS	1:28.814
101	2 LAPS	1:31.038	101	2 LAPS	1:29.914	101	2 LAPS	1:29.782	50	3 LAPS	1:30.138	50	3 LAPS	1:28.770
49	3 LAPS	1:31.609	49	3 LAPS	1:31.445	49	3 LAPS	1:31.184	101	2 LAPS	1:29.773	101	2 LAPS	1:29.865
22	1 LAP	1:29.541	22	1 LAP	1:29.393	22	1 LAP	1:29.275	49	3 LAPS	1:31.397	49	3 LAPS	1:31.069
97	3 LAPS	1:28.069	97	3 LAPS	1:25.600	150	36.634	1:29.434	22	1 LAP	1:29.404	22	1 LAP	1:29.461
150	31.632	3:02.844 P	150	33.610	1:28.133	97	3 LAPS	1:34.047	150	38.280	1:27.793	150	40.460	1:27.972
64	3 LAPS	1:28.136	64	3 LAPS	1:28.865	64	3 LAPS	1:29.129	97	3 LAPS	1:26.779	97	3 LAPS	1:27.771
63	3 LAPS	1:31.404	63	3 LAPS	1:31.828	74	2 LAPS	1:30.175	64	3 LAPS	1:28.152	64	3 LAPS	1:27.869
74	2 LAPS	1:30.222	74	2 LAPS	1:30.100	63	3 LAPS	1:32.233	74	2 LAPS	1:30.752	74	2 LAPS	1:30.372
69	2 LAPS	1:31.004	69	2 LAPS	1:31.286	69	2 LAPS	1:31.464	63	3 LAPS	1:31.022	29	1:10.765	1:27.575
48	1:06.355	1:30.972	29	1:08.579	1:26.883	29	1:08.747	1:26.578	29	1:08.982	1:26.382	63	3 LAPS	1:31.218
66	3 LAPS	1:31.540	48	1:13.333	1:33.133	48	1:18.324	1:31.401	69	2 LAPS	1:31.568	69	2 LAPS	1:30.915
29	1:07.851	1:26.382	66	3 LAPS	1:32.421	66	3 LAPS	1:31.242	48	1:23.222	1:31.045			
67	3 LAPS	1:33.193	67	3 LAPS	1:32.761				66	3 LAPS	1:31.384			

Weather / Track : Bright / Dry

Donington Park National  
 Circuit Length = 1.9791 miles  
 Start: 15:27 End: 17:29

**The Ogdens Trophy for Gentleman Drivers - Under 3-litre**  
**RACE 14 - LAP CHART**

Lap 51			Lap 52			Lap 53			Lap 54			Lap 55		
No	Behind	Laptime	No	Behind	Laptime	No	Behind	Laptime	No	Behind	Laptime	No	Behind	Laptime
119		1:26.169	119		1:26.515	119		1:26.375	119		1:26.258	119		1:27.586
48	1 LAP	1:32.684	88	4 LAPS	1:27.664	69	3 LAPS	1:31.423	69	3 LAPS	1:30.815	63	4 LAPS	1:31.924
66	4 LAPS	1:32.120	48	1 LAP	1:33.361	88	4 LAPS	1:27.016	88	4 LAPS	1:27.087	88	4 LAPS	1:27.340
88	4 LAPS	1:27.227	66	4 LAPS	1:33.373	73	1 LAP	1:28.794	73	1 LAP	1:27.120	69	3 LAPS	1:32.332
73	1 LAP	1:27.440	73	1 LAP	1:27.425	48	1 LAP	1:31.650	48	1 LAP	1:31.170	73	1 LAP	1:27.646
61	2 LAPS	1:28.738	61	2 LAPS	1:26.779	66	4 LAPS	1:33.118	61	2 LAPS	1:27.402	61	2 LAPS	1:27.001
51	2 LAPS	1:29.119	51	2 LAPS	1:28.412	61	2 LAPS	1:27.770	66	4 LAPS	1:31.994	48	1 LAP	1:31.896
50	3 LAPS	1:28.660	50	3 LAPS	1:28.347	51	2 LAPS	1:28.044	51	2 LAPS	1:28.452	51	2 LAPS	1:28.036
67	4 LAPS	1:35.457	67	4 LAPS	1:32.023	50	3 LAPS	1:28.681	50	3 LAPS	1:29.140	50	3 LAPS	1:30.017
101	2 LAPS	1:29.265	101	2 LAPS	1:29.712	67	4 LAPS	1:31.816	101	2 LAPS	1:29.932	66	4 LAPS	1:36.913
22	1 LAP	1:29.624	97	3 LAPS	1:26.166	101	2 LAPS	1:29.742	67	4 LAPS	1:32.356	97	3 LAPS	1:26.043
49	3 LAPS	1:32.666	22	1 LAP	1:29.714	97	3 LAPS	1:26.278	97	3 LAPS	1:25.569	101	2 LAPS	1:30.136
97	3 LAPS	1:26.141	150	44.051	1:27.929	22	1 LAP	1:29.067	22	1 LAP	1:29.462	67	4 LAPS	1:32.886
150	42.637	1:28.346	49	3 LAPS	1:31.261	150	45.175	1:27.499	150	47.494	1:28.577	150	49.274	1:29.366
64	3 LAPS	1:27.456	64	3 LAPS	1:28.547	49	3 LAPS	1:30.943	49	3 LAPS	1:31.088	22	1 LAP	1:30.164
29	1:10.718	1:26.122	29	1:10.620	1:26.417	64	3 LAPS	1:28.543	64	3 LAPS	1:28.805	49	3 LAPS	1:31.396
74	2 LAPS	1:30.113	74	2 LAPS	1:30.318	29	1:10.941	1:26.696	29	1:10.919	1:26.236	64	3 LAPS	1:28.476
63	3 LAPS	1:30.362	63	3 LAPS	1:30.503	74	2 LAPS	1:30.801	74	2 LAPS	1:30.540	29	1:09.532	1:26.199
69	2 LAPS	1:30.882				63	3 LAPS	1:30.933						

Weather / Track : Bright / Dry

Donington Park National  
 Circuit Length = 1.9791 miles  
 Start: 15:27 End: 17:29

**The Ogdens Trophy for Gentleman Drivers - Under 3-litre**  
**RACE 14 - LAP CHART**

Lap 56			Lap 57			Lap 58			Lap 59			Lap 60		
No	Behind	Laptime	No	Behind	Laptime	No	Behind	Laptime	No	Behind	Laptime	No	Behind	Laptime
119		1:27.128	119		1:26.802	119		1:26.001	119		1:26.408	119		1:27.310
74	3 LAPS	1:30.375	74	3 LAPS	1:30.776	88	4 LAPS	1:27.423	88	4 LAPS	1:26.640	88	4 LAPS	1:27.064
63	4 LAPS	1:31.463	88	4 LAPS	1:26.818	63	4 LAPS	1:30.867	73	1 LAP	1:28.620	73	1 LAP	1:29.422
88	4 LAPS	1:26.643	63	4 LAPS	1:31.097	74	3 LAPS	1:36.146 P	63	4 LAPS	1:33.586	61	2 LAPS	1:27.741
69	3 LAPS	1:31.583	73	1 LAP	1:27.541	73	1 LAP	1:27.682	61	2 LAPS	1:28.305	63	4 LAPS	1:32.930
73	1 LAP	1:28.132	69	3 LAPS	1:31.254	69	3 LAPS	1:30.911	69	3 LAPS	1:31.840	69	3 LAPS	1:30.311
61	2 LAPS	1:27.707	61	2 LAPS	1:28.771	61	2 LAPS	1:27.819	51	2 LAPS	1:28.775	97	3 LAPS	1:25.802
51	2 LAPS	1:28.517	51	2 LAPS	1:29.472	51	2 LAPS	1:28.697	97	3 LAPS	1:25.522	51	2 LAPS	1:28.454
48	1 LAP	1:31.937	50	3 LAPS	1:28.413	50	3 LAPS	1:28.841	50	3 LAPS	1:29.952	50	3 LAPS	1:32.051
50	3 LAPS	1:28.495	48	1 LAP	1:31.766	97	3 LAPS	1:26.895	48	1 LAP	1:31.208	48	1 LAP	1:30.929
97	3 LAPS	1:26.279	97	3 LAPS	1:25.747	48	1 LAP	1:32.154	101	2 LAPS	1:29.793	101	2 LAPS	1:30.017
66	4 LAPS	1:32.654	66	4 LAPS	1:33.601	101	2 LAPS	1:30.635	66	4 LAPS	1:32.312	150	1:00.977	1:29.659
101	2 LAPS	1:29.792	101	2 LAPS	1:29.607	66	4 LAPS	1:33.269	150	58.628	1:28.961	22	1 LAP	1:29.344
67	4 LAPS	1:31.591	150	53.008	1:28.971	150	56.075	1:29.068	22	1 LAP	1:28.587	66	4 LAPS	1:34.501
150	50.839	1:28.693	22	1 LAP	1:29.830	22	1 LAP	1:29.075	67	4 LAPS	1:32.337	64	3 LAPS	1:28.890
22	1 LAP	1:29.246	67	4 LAPS	1:33.725	67	4 LAPS	1:31.732	64	3 LAPS	1:27.857	29	1:14.097	1:26.401
49	3 LAPS	1:31.294	64	3 LAPS	1:28.573	64	3 LAPS	1:28.070	29	1:15.006	1:26.444	67	4 LAPS	1:34.044
64	3 LAPS	1:27.839	49	3 LAPS	1:30.664	49	3 LAPS	1:30.939	49	3 LAPS	1:31.671	49	3 LAPS	1:30.846
29	1:14.915	1:32.511	29	1:14.972	1:26.859	29	1:14.970	1:25.999						

Weather / Track : Bright / Dry

Donington Park National  
 Circuit Length = 1.9791 miles  
 Start: 15:27 End: 17:29

**The Ogdens Trophy for Gentleman Drivers - Under 3-litre**  
**RACE 14 - LAP CHART**

Lap 61			Lap 62			Lap 63			Lap 64			Lap 65		
No	Behind	Laptime	No	Behind	Laptime	No	Behind	Laptime	No	Behind	Laptime	No	Behind	Laptime
119		1:27.675	119		1:28.052	119		1:26.516	119		1:26.826	119		1:26.576
88	4 LAPS	1:26.758	88	4 LAPS	1:26.997	88	4 LAPS	1:26.792	66	5 LAPS	1:34.751	88	4 LAPS	1:27.117
73	1 LAP	1:28.749	73	1 LAP	1:27.939	73	1 LAP	1:27.338	67	5 LAPS	1:32.884	49	4 LAPS	1:32.564
61	2 LAPS	1:27.441	61	2 LAPS	1:27.922	61	2 LAPS	1:27.523	49	4 LAPS	1:30.726	67	5 LAPS	1:35.039
63	4 LAPS	1:32.980	97	3 LAPS	1:27.846	97	3 LAPS	1:27.228	88	4 LAPS	1:26.497	66	5 LAPS	1:36.597
97	3 LAPS	1:28.421	51	2 LAPS	1:28.952	51	2 LAPS	1:28.686	73	1 LAP	1:28.042	73	1 LAP	1:27.611
51	2 LAPS	1:28.709	63	4 LAPS	1:33.359	69	3 LAPS	1:30.324	61	2 LAPS	1:27.267	61	2 LAPS	1:26.942
69	3 LAPS	1:32.999	69	3 LAPS	1:30.285	63	4 LAPS	1:31.717	97	3 LAPS	1:26.844	97	3 LAPS	1:25.943
50	3 LAPS	1:31.635	50	3 LAPS	1:30.432	50	3 LAPS	1:29.669	51	2 LAPS	1:29.542	51	2 LAPS	1:28.389
48	1 LAP	1:32.668	48	1 LAP	1:32.369	48	1 LAP	1:31.563	69	3 LAPS	1:29.794	69	3 LAPS	1:30.194
101	2 LAPS	1:30.614	101	2 LAPS	1:30.187	150	1:04.574	1:28.571	63	4 LAPS	1:29.504	63	4 LAPS	1:33.878
150	1:01.851	1:28.549	150	1:02.519	1:28.720	22	1 LAP	1:28.724	50	3 LAPS	1:29.096	50	3 LAPS	1:29.539
22	1 LAP	1:28.724	22	1 LAP	1:28.579	101	2 LAPS	1:30.760	150	1:06.662	1:28.914	150	1:09.195	1:29.109
66	4 LAPS	1:34.983	29	1:12.373	1:27.312	29	1:12.485	1:26.628	22	1 LAP	1:29.823	22	1 LAP	1:28.934
64	3 LAPS	1:30.380	64	3 LAPS	1:30.154	64	3 LAPS	1:28.896	101	2 LAPS	1:29.718	101	2 LAPS	1:29.554
29	1:13.113	1:26.691	66	4 LAPS	1:36.403				48	1 LAP	1:34.394	29	1:13.878	1:28.598
67	4 LAPS	1:32.835	67	4 LAPS	1:32.222				29	1:11.856	1:26.197	48	1 LAP	1:32.011
49	3 LAPS	1:32.416	49	3 LAPS	1:30.020				64	3 LAPS	1:28.434	64	3 LAPS	1:27.994

**The Ogdens Trophy for Gentleman Drivers - Under 3-litre**  
**RACE 14 - LAP CHART**

Lap 66			Lap 67			Lap 68			Lap 69			Lap 70		
No	Behind	Laptime	No	Behind	Laptime	No	Behind	Laptime	No	Behind	Laptime	No	Behind	Laptime
119		1:26.284	119		1:26.832	119		1:26.434	119		1:26.457	119		1:25.957
88	4 LAPS	1:26.980	88	4 LAPS	1:27.041	88	4 LAPS	1:26.462	48	2 LAPS	1:30.891	64	4 LAPS	1:28.228
49	4 LAPS	1:30.391	49	4 LAPS	1:31.183	49	4 LAPS	1:30.510	88	4 LAPS	1:26.635	63	5 LAPS	1:46.189
67	5 LAPS	1:31.808	67	5 LAPS	1:31.906	67	5 LAPS	1:31.944	49	4 LAPS	1:30.465	48	2 LAPS	1:30.328
66	5 LAPS	1:34.847	66	5 LAPS	1:34.182	61	2 LAPS	1:27.749	97	3 LAPS	1:25.992	88	4 LAPS	1:26.496
73	1 LAP	1:28.328	73	1 LAP	1:27.312	73	1 LAP	1:29.157	61	2 LAPS	1:27.611	49	4 LAPS	1:30.633
61	2 LAPS	1:27.735	61	2 LAPS	1:27.350	97	3 LAPS	1:26.327	67	5 LAPS	1:34.138	97	3 LAPS	1:25.335
97	3 LAPS	1:26.178	97	3 LAPS	1:25.705	66	5 LAPS	1:36.379	73	1 LAP	1:28.206	61	2 LAPS	1:27.291
51	2 LAPS	1:28.315	51	2 LAPS	1:28.547	51	2 LAPS	1:29.588	66	5 LAPS	1:35.081	73	1 LAP	1:27.525
69	3 LAPS	1:30.545	69	3 LAPS	1:30.679	69	3 LAPS	1:30.945	51	2 LAPS	1:27.160	67	5 LAPS	1:33.200
63	4 LAPS	1:31.157	50	3 LAPS	1:30.367	50	3 LAPS	1:28.856	69	3 LAPS	1:30.958	51	2 LAPS	1:29.201
50	3 LAPS	1:28.020	63	4 LAPS	1:32.377	63	4 LAPS	1:29.835	50	3 LAPS	1:28.040	66	5 LAPS	1:35.233
150	1:11.552	1:28.641	150	1:14.411	1:29.691	29	1:15.417	1:26.823	29	1:15.592	1:26.632	50	3 LAPS	1:28.948
22	1 LAP	1:28.965	29	1:15.028	1:26.317	150	1:17.458	1:29.481	150	1:19.164	1:28.163	69	3 LAPS	1:31.191
101	2 LAPS	1:29.259	22	1 LAP	1:29.784	22	1 LAP	1:28.952	22	1 LAP	1:28.772	29	1:16.316	1:26.681
29	1:15.543	1:27.949	101	2 LAPS	1:29.152	101	2 LAPS	1:28.559	101	2 LAPS	1:29.170	150	1:21.440	1:28.233
48	1 LAP	1:31.284	64	3 LAPS	1:28.752	64	3 LAPS	1:27.641				22	1 LAP	1:28.651
64	3 LAPS	1:27.917	48	1 LAP	1:31.142							101	2 LAPS	1:28.851

Weather / Track : Bright / Dry

Donington Park National  
 Circuit Length = 1.9791 miles  
 Start: 15:27 End: 17:29

**The Ogdens Trophy for Gentleman Drivers - Under 3-litre**  
**RACE 14 - LAP CHART**

Lap 71			Lap 72			Lap 73			Lap 74			Lap 75		
No	Behind	Laptime	No	Behind	Laptime	No	Behind	Laptime	No	Behind	Laptime	No	Behind	Laptime
119		1:26.256	119		1:26.583	119		1:27.384	119		1:27.308	119		1:26.459
64	4 LAPS	1:28.530	22	2 LAPS	1:28.701	22	2 LAPS	1:28.772	150	1 LAP	1:29.467	150	1 LAP	1:28.527
63	5 LAPS	1:31.167	101	3 LAPS	1:29.239	101	3 LAPS	1:28.588	22	2 LAPS	1:28.104	22	2 LAPS	1:29.342
88	4 LAPS	1:26.200	88	4 LAPS	1:27.036	88	4 LAPS	1:25.760	101	3 LAPS	1:28.317	101	3 LAPS	1:28.259
48	2 LAPS	1:31.310	63	5 LAPS	1:31.358	63	5 LAPS	1:31.689	88	4 LAPS	1:25.866	88	4 LAPS	1:25.828
97	3 LAPS	1:27.097	64	4 LAPS	1:39.117	64	4 LAPS	1:28.616	64	4 LAPS	1:29.250	66	6 LAPS	1:39.669
61	2 LAPS	1:27.098	48	2 LAPS	1:30.517	48	2 LAPS	1:30.126	63	5 LAPS	1:31.926	64	4 LAPS	1:27.910
49	4 LAPS	1:31.208	97	3 LAPS	1:26.092	97	3 LAPS	1:26.059	48	2 LAPS	1:30.755	63	5 LAPS	1:31.288
73	1 LAP	1:27.353	61	2 LAPS	1:26.656	61	2 LAPS	1:27.032	97	3 LAPS	1:25.964	48	2 LAPS	1:30.250
67	5 LAPS	1:32.396	73	1 LAP	1:28.192	73	1 LAP	1:27.706	61	2 LAPS	1:27.325	97	3 LAPS	1:26.361
51	2 LAPS	1:27.963	49	4 LAPS	1:32.213	49	4 LAPS	1:31.616	73	1 LAP	1:29.073	61	2 LAPS	1:27.051
66	5 LAPS	1:36.769	67	5 LAPS	1:32.024	67	5 LAPS	1:32.154	49	4 LAPS	1:31.513	73	1 LAP	1:28.391
50	3 LAPS	1:28.190	51	2 LAPS	1:27.692	51	2 LAPS	1:28.143	51	2 LAPS	1:28.057	49	4 LAPS	1:30.511
69	3 LAPS	1:29.431	50	3 LAPS	1:27.627	29	1:16.379	1:27.445	67	5 LAPS	1:32.843	51	2 LAPS	1:28.499
29	1:16.504	1:26.444	29	1:16.318	1:26.397	50	3 LAPS	1:30.111	29	1:15.882	1:26.811	67	5 LAPS	1:31.489
150	1:23.374	1:28.190	66	5 LAPS	1:35.978	69	3 LAPS	1:30.640	50	3 LAPS	1:28.828	29	1:15.848	1:26.425
			69	3 LAPS	1:30.088	66	5 LAPS	1:36.474	69	3 LAPS	1:30.459	50	3 LAPS	1:28.145
			150	1:25.719	1:28.928									

Weather / Track : Bright / Dry

Donington Park National  
 Circuit Length = 1.9791 miles  
 Start: 15:27 End: 17:29

**The Ogdens Trophy for Gentleman Drivers - Under 3-litre**  
**RACE 14 - LAP CHART**

Lap 76			Lap 77			Lap 78			Lap 79			Lap 80		
No	Behind	Laptime	No	Behind	Laptime	No	Behind	Laptime	No	Behind	Laptime	No	Behind	Laptime
119		1:27.378	119		1:26.298	119		1:26.712	119		1:26.440	119		1:27.960
69	4 LAPS	1:29.659	150	1 LAP	1:28.181	88	4 LAPS	1:26.101	88	4 LAPS	1:26.233	50	4 LAPS	1:29.981
150	1 LAP	1:28.089	88	4 LAPS	1:25.841	150	1 LAP	1:28.835	150	1 LAP	1:28.535	88	4 LAPS	1:25.988
22	2 LAPS	1:28.554	69	4 LAPS	1:31.238	22	2 LAPS	1:28.336	22	2 LAPS	1:28.600	67	6 LAPS	1:34.692
88	4 LAPS	1:27.661	22	2 LAPS	1:28.478	101	3 LAPS	1:28.676	101	3 LAPS	1:28.215	150	1 LAP	1:28.488
101	3 LAPS	1:29.535	101	3 LAPS	1:27.989	69	4 LAPS	1:33.403	69	4 LAPS	1:30.647	22	2 LAPS	1:28.067
66	6 LAPS	1:35.892	64	4 LAPS	1:29.732	64	4 LAPS	1:27.339	64	4 LAPS	1:27.236	101	3 LAPS	1:28.052
64	4 LAPS	1:27.996	97	3 LAPS	1:25.981	97	3 LAPS	1:26.053	97	3 LAPS	1:25.631	69	4 LAPS	1:29.992
97	3 LAPS	1:26.308	66	6 LAPS	1:39.082	61	2 LAPS	1:27.690	61	2 LAPS	1:26.831	97	3 LAPS	1:26.311
63	5 LAPS	1:30.485	63	5 LAPS	1:30.658	63	5 LAPS	1:32.206	63	5 LAPS	1:31.597	64	4 LAPS	1:28.721
48	2 LAPS	1:31.234	48	2 LAPS	1:29.827	48	2 LAPS	1:31.526	48	2 LAPS	1:31.387	61	2 LAPS	1:27.041
61	2 LAPS	1:26.333	61	2 LAPS	1:26.409	66	6 LAPS	1:39.248	66	6 LAPS	1:36.753	63	5 LAPS	1:31.238
73	1 LAP	1:28.996	49	4 LAPS	1:31.230	49	4 LAPS	1:30.453	51	2 LAPS	1:27.531	48	2 LAPS	1:31.488
49	4 LAPS	1:30.828	51	2 LAPS	1:29.131	51	2 LAPS	1:29.009	49	4 LAPS	1:30.666	66	6 LAPS	1:37.122
51	2 LAPS	1:28.112	73	1 LAP	1:49.220	73	1 LAP	1:31.218	29	1:17.869	1:27.624	51	2 LAPS	1:28.098
67	5 LAPS	1:31.674	29	1:16.501	1:27.777	29	1:16.685	1:26.896	73	1 LAP	1:35.226	49	4 LAPS	1:31.940
29	1:15.022	1:26.552	67	5 LAPS	1:32.151	67	5 LAPS	1:31.428				29	1:16.916	1:27.007
50	3 LAPS	1:28.863	50	3 LAPS	1:28.959	50	3 LAPS	1:27.968						

Weather / Track : Bright / Dry

Donington Park National  
 Circuit Length = 1.9791 miles  
 Start: 15:27 End: 17:29

**The Ogdens Trophy for Gentleman Drivers - Under 3-litre**  
**RACE 14 - LAP CHART**

Lap 81			Lap 82		
No	Behind	Laptime	No	Behind	Laptime
119		1:26.927	119		1:26.384
73	2 LAPS	1:34.034	88	4 LAPS	1:26.224
88	4 LAPS	1:25.837	50	4 LAPS	1:28.406
50	4 LAPS	1:29.522	73	2 LAPS	1:36.452
67	6 LAPS	1:32.101	150	1 LAP	1:30.029
150	1 LAP	1:27.991	67	6 LAPS	1:32.586
22	2 LAPS	1:28.372	22	2 LAPS	1:28.682
101	3 LAPS	1:28.457	101	3 LAPS	1:28.393
69	4 LAPS	1:30.738	97	3 LAPS	1:25.575
97	3 LAPS	1:25.501	69	4 LAPS	1:30.353
64	4 LAPS	1:27.566	64	4 LAPS	1:27.358
61	2 LAPS	1:27.372	61	2 LAPS	1:27.136
63	5 LAPS	1:31.749	48	2 LAPS	1:31.794
48	2 LAPS	1:31.479	63	5 LAPS	1:32.463
51	2 LAPS	1:27.495	51	2 LAPS	1:28.268
66	6 LAPS	1:38.434	29	1:19.230	1:27.510
29	1:18.104	1:28.115	49	4 LAPS	1:32.321
49	4 LAPS	1:35.513	66	6 LAPS	1:59.009

Weather / Track : Bright / Dry

Donington Park National  
 Circuit Length = 1.9791 miles  
 Start: 15:27 End: 17:29