



SILVERSTONE CLASSIC

Silverstone

23rd - 25th July 2010



Results Provided by Timing Solutions Ltd
www.tsl-timing.com

Grand Prix Masters F1 Cars 1966-1985

QUALIFYING - RACE 6 - CLASSIFICATION

POS	NO	CL	NAME	ENTRY	TIME	ON	LAPS	GAP	DIFF	MPH
1	33	HEA	Bill COOMBS	Tyrrell 009	1:41.350	6	9			112.70
2	32	HEA	Steve HARTLEY	Arrows A4	1:41.987	7	9	0.637	0.637	112.00
3	28	HEA	Michael FITZGERALD	Williams FW07C	1:42.289	10	10	0.939	0.302	111.67
4	19	LAU	Robert AUSTIN	Surtees TS19	1:42.716	7	9	1.366	0.427	111.20
5	61	HEA	Richard EYRE	Williams FW08	1:44.847	2	10	3.497	2.131	108.94
6	35	HEA	Steve ALLEN	Arrows A1	1:45.545	8	10	4.195	0.698	108.22
7	21	LAU	Roger WILLS	Williams FW05	1:45.603	8	8	4.253	0.058	108.16
8	60	HEA	Dave ABBOTT	Arrows A4	1:45.806	10	10	4.456	0.203	107.96
9	24	FIT	Frank SYTNER	Hesketh 308B	1:45.990	10	10	4.640	0.184	107.77
10	14	FIT	Chris PERKINS	Surtees TS14	1:46.579	9	10	5.229	0.589	107.17
11	3	HEA	Ian SIMMONDS	Tyrrell 012	1:47.836	5	7	6.486	1.257	105.92
12	16	LAU	Richard BARBER	Fittipaldi F5a	1:47.964	5	9	6.614	0.128	105.80
13	37	LAU	Christophe D'ANSEMBOURG	McLaren M26	1:48.487	9	11	7.137	0.523	105.29
14	29	HEA	Philip HALL	Arrows A3-3	1:48.590	6	7	7.240	0.103	105.19
15	46	HEA	Roy WALZER	Williams FW07D	1:49.722	8	10	8.372	1.132	104.10
16	42	HEA	Richard PIPER	Theodore MN183	1:49.826	9	10	8.476	0.104	104.00
17	23	FIT	Paul KNAPFIELD	Brabham BT42	1:50.055	3	11	8.705	0.229	103.79
18	44	HEA	John WILSON	Tyrrell 011	1:50.519	2	2	9.169	0.464	103.35
19	30	STE	Mike WRIGLEY	March 711	1:51.200	6	6	9.850	0.681	102.72
20	81	FIT	Andrew BEAUMONT	Surtees TS16	1:51.797	10	10	10.447	0.597	102.17
21	80	HEA	Sid HOOLE	Lotus 80	1:53.475	4	10	12.125	1.678	100.66
22	82	LAU	Doug MOCKETT	Penske PC3	1:53.986	10	10	12.636	0.511	100.21
23	18	HEA	David COPLOWE	Lotus 87	1:55.665	5	9	14.315	1.679	98.75
24	12	FIT	Daryl TAYLOR	Shadow DN1	1:56.410	6	10	15.060	0.745	98.12
25	88	STE	Ron MAYDON	Matra MS80	2:00.293	7	8	18.943	3.883	94.95
26	40	STE	Rudolf ERNST	March 721	2:06.759	5	7	25.409	6.466	90.11
27	38	STE	Gunther ALTH	March 701/9	2:08.583	6	8	27.233	1.824	88.83
28	9	STE	Judy LYONS	Surtees TS9	2:26.120	6	8	44.770	17.537	78.17

Car 88 - Transponder not working - please fix before the race

Silverstone Historic GP
Circuit Length = 3.1730 miles
Start: 14:06 End: 14:28

Weather / Track : Bright / Dry
These results are provisional until the conclusion of any judicial and technical matters.

Clerk of Course :		Timekeeper :
-------------------	--	--------------

Grand Prix Masters F1 Cars 1966-1985

QUALIFYING - RACE 6 - LAP ANALYSIS

3	Ian SIMMONDS		HEA Tyrrell 012			
1 -	2:03.869	+ 16.033	14:09:34.858	5 -	1:47.836	14:18:25.337
2 -	1:50.848	+ 3.012	14:11:25.706	6 -	1:49.383	+ 1.547 14:20:14.720
3 -	1:56.705 P	+ 8.869	14:13:22.411	7 -	1:49.027	+ 1.191 14:22:03.747
4 -	3:15.090	+ 1:27.254	14:16:37.501			
9	Judy LYONS		STE Surtees TS9			
1 -	2:47.128	+ 21.008	14:10:13.117	5 -	2:34.039	+ 7.919 14:20:41.097
2 -	2:36.531	+ 10.411	14:12:49.648	6 -	2:26.120	14:23:07.217
3 -	2:38.268	+ 12.148	14:15:27.916	7 -	2:32.837	+ 6.717 14:25:40.054
4 -	2:39.142	+ 13.022	14:18:07.058	8 -	2:33.263	+ 7.143 14:28:13.317
12	Daryl TAYLOR		FIT Shadow DN1			
1 -	2:12.473	+ 16.063	14:09:59.668	6 -	1:56.410	14:19:49.143
2 -	1:58.269	+ 1.859	14:11:57.937	7 -	1:58.795	+ 2.385 14:21:47.938
3 -	1:58.510	+ 2.100	14:13:56.447	8 -	1:58.470	+ 2.060 14:23:46.408
4 -	1:57.459	+ 1.049	14:15:53.906	9 -	1:57.091	+ 0.681 14:25:43.499
5 -	1:58.827	+ 2.417	14:17:52.733	10 -	1:57.285	+ 0.875 14:27:40.784
14	Chris PERKINS		FIT Surtees TS14			
1 -	2:04.939	+ 18.360	14:10:05.447	6 -	1:48.780	+ 2.201 14:19:34.372
2 -	1:55.906	+ 9.327	14:12:01.353	7 -	1:48.278	+ 1.699 14:21:22.650
3 -	1:57.447	+ 10.868	14:13:58.800	8 -	1:51.216	+ 4.637 14:23:13.866
4 -	1:55.180	+ 8.601	14:15:53.980	9 -	1:46.579	14:25:00.445
5 -	1:51.612	+ 5.033	14:17:45.592	10 -	1:47.209	+ 0.630 14:26:47.654
16	Richard BARBER		LAU Fittipaldi F5a			
1 -	2:02.491	+ 14.527	14:09:26.247	6 -	1:48.617	+ 0.653 14:18:36.967
2 -	1:54.706	+ 6.742	14:11:20.953	7 -	1:48.736	+ 0.772 14:20:25.703
3 -	1:49.672	+ 1.708	14:13:10.625	8 -	2:02.780 P	+ 14.816 14:22:28.483
4 -	1:49.761	+ 1.797	14:15:00.386	9 -	4:04.392	+ 2:16.428 14:26:32.875
5 -	1:47.964		14:16:48.350			
18	David COPLOWE		HEA Lotus 87			
1 -	2:10.312	+ 14.647	14:10:00.528	6 -	2:05.392	+ 9.727 14:19:59.200
2 -	1:58.118	+ 2.453	14:11:58.646	7 -	2:14.079 P	+ 18.414 14:22:13.279
3 -	1:58.891	+ 3.226	14:12:44.794	8 -	3:02.018	+ 1:06.353 14:25:15.297
4 -	2:00.606	+ 4.941	14:15:58.143	9 -	2:14.833 P	+ 19.168 14:27:30.130
5 -	1:55.665		14:17:53.808			
19	Robert AUSTIN		LAU Surtees TS19			
1 -	1:54.780	+ 12.064	14:09:15.765	6 -	1:47.768	+ 5.052 14:18:04.277
2 -	1:45.820	+ 3.104	14:11:01.585	7 -	1:42.716	14:19:46.993
3 -	1:43.209	+ 0.493	14:12:44.794	8 -	1:53.098	+ 10.382 14:21:40.091
4 -	1:47.226	+ 4.510	14:14:32.020	9 -	1:46.016	+ 3.300 14:23:26.107
5 -	1:44.489	+ 1.773	14:16:16.509			
21	Roger WILLS		LAU Williams FW05			
1 -	2:02.747	+ 17.144	14:09:58.160	5 -	1:48.380	+ 2.777 14:17:11.378
2 -	1:48.872	+ 3.269	14:11:47.032	6 -	2:13.915 P	+ 28.312 14:19:25.293
3 -	1:48.117	+ 2.514	14:13:35.149	7 -	6:18.410	+ 4:32.807 14:25:43.703
4 -	1:47.849	+ 2.246	14:15:22.998	8 -	1:45.603	14:27:29.306
23	Paul KNAPFIELD		FIT Brabham BT42			
1 -	1:56.671	+ 6.616	14:08:57.813	7 -	1:54.734	+ 4.679 14:20:09.659
2 -	1:52.988	+ 2.933	14:10:50.801	8 -	2:00.255	+ 10.200 14:22:09.914
3 -	1:50.055		14:12:40.856	9 -	1:52.550	+ 2.495 14:24:02.464
4 -	1:51.025	+ 0.970	14:14:31.881	10 -	1:59.241	+ 9.186 14:26:01.705
5 -	1:52.695	+ 2.640	14:16:24.576	11 -	1:53.192	+ 3.137 14:27:54.897
6 -	1:50.349	+ 0.294	14:18:14.925			

Weather / Track : Bright / Dry

Silverstone Historic GP
Circuit Length = 3.1730 miles
Start: 14:06 End: 14:28

Grand Prix Masters F1 Cars 1966-1985

QUALIFYING - RACE 6 - LAP ANALYSIS

24	Frank SYTNER		FIT Hesketh 308B				
1 -	2:01.588	+ 15.598	14:09:30.465	6 -	2:08.265	+ 22.275	14:19:14.530
2 -	1:48.884	+ 2.894	14:11:19.349	7 -	1:46.402	+ 0.412	14:21:00.932
3 -	2:06.628	+ 20.638	14:13:25.977	8 -	2:32.557	+ 46.567	14:23:33.489
4 -	1:53.703	+ 7.713	14:15:19.680	9 -	1:50.701	+ 4.711	14:25:24.190
5 -	1:46.585	+ 0.595	14:17:06.265	10 -	1:45.990		14:27:10.180
28	Michael FITZGERALD		HEA Williams FW07C				
1 -	1:56.086	+ 13.797	14:09:14.379	6 -	1:51.098	+ 8.809	14:18:05.370
2 -	1:45.402	+ 3.113	14:10:59.781	7 -	1:43.837	+ 1.548	14:19:49.207
3 -	1:43.859	+ 1.570	14:12:43.640	8 -	2:01.958 P	+ 19.669	14:21:51.165
4 -	1:45.485	+ 3.196	14:14:29.125	9 -	3:19.134	+ 1:36.845	14:25:10.299
5 -	1:45.147	+ 2.858	14:16:14.272	10 -	1:42.289		14:26:52.588
29	Philip HALL		HEA Arrows A3-3				
1 -	2:17.724	+ 29.134	14:09:59.449	5 -	1:49.508	+ 0.918	14:17:19.168
2 -	1:50.827	+ 2.237	14:11:50.276	6 -	1:48.590		14:19:07.758
3 -	1:49.778	+ 1.188	14:13:40.054	7 -	2:11.322 P	+ 22.732	14:21:19.080
4 -	1:49.606	+ 1.016	14:15:29.660				
30	Mike WRIGLEY		STE March 711				
1 -	1:57.700	+ 6.500	14:09:00.438	4 -	1:59.560 P	+ 8.360	14:14:44.421
2 -	1:52.377	+ 1.177	14:10:52.815	5 -	3:04.108	+ 1:12.908	14:17:48.529
3 -	1:52.046	+ 0.846	14:12:44.861	6 -	1:51.200		14:19:39.729
32	Steve HARTLEY		HEA Arrows A4				
1 -	1:58.958 P	+ 16.971	14:08:47.935	6 -	1:43.004	+ 1.017	14:17:53.852
2 -	2:12.348	+ 30.361	14:11:00.283	7 -	1:41.987		14:19:35.839
3 -	1:43.707	+ 1.720	14:12:43.990	8 -	1:50.959 P	+ 8.972	14:21:26.798
4 -	1:43.301	+ 1.314	14:14:27.291	9 -	5:29.913	+ 3:47.926	14:26:56.711
5 -	1:43.557	+ 1.570	14:16:10.848				
33	Bill COOMBS		HEA Tyrrell 009				
1 -	2:03.836	+ 22.486	14:09:20.380	6 -	1:41.350		14:21:15.011
2 -	1:50.204	+ 8.854	14:11:10.584	7 -	1:56.023	+ 14.673	14:23:11.034
3 -	1:45.529	+ 4.179	14:12:56.113	8 -	1:45.001	+ 3.651	14:24:56.035
4 -	1:58.694 P	+ 17.344	14:14:54.807	9 -	1:45.909	+ 4.559	14:26:41.944
5 -	4:38.854	+ 2:57.504	14:19:33.661				
35	Steve ALLEN		HEA Arrows A1				
1 -	2:00.961	+ 15.416	14:09:18.496	6 -	3:50.478	+ 2:04.933	14:20:32.072
2 -	1:49.172	+ 3.627	14:11:07.668	7 -	1:49.024	+ 3.479	14:22:21.096
3 -	1:47.979	+ 2.434	14:12:55.647	8 -	1:45.545		14:24:06.641
4 -	1:46.540	+ 0.995	14:14:42.187	9 -	1:52.340	+ 6.795	14:25:58.981
5 -	1:59.407 P	+ 13.862	14:16:41.594	10 -	1:46.657	+ 1.112	14:27:45.638
37	Christophe D'ANSEMBOURG		LAU McLaren M26				
1 -	2:03.946	+ 15.459	14:09:31.067	7 -	1:48.699	+ 0.212	14:20:33.985
2 -	1:50.942	+ 2.455	14:11:22.009	8 -	1:48.552	+ 0.065	14:22:22.537
3 -	1:50.497	+ 2.010	14:13:12.506	9 -	1:48.487		14:24:11.024
4 -	1:50.164	+ 1.677	14:15:02.670	10 -	1:51.145	+ 2.658	14:26:02.169
5 -	1:48.581	+ 0.094	14:16:51.251	11 -	1:59.181	+ 10.694	14:28:01.350
6 -	1:54.035	+ 5.548	14:18:45.286				
38	Gunther ALTH		STE March 701/9				
1 -	2:25.785	+ 17.202	14:10:06.409	5 -	2:13.726	+ 5.143	14:18:59.882
2 -	2:10.312	+ 1.729	14:12:16.721	6 -	2:08.583		14:21:08.465
3 -	2:12.372	+ 3.789	14:14:29.093	7 -	2:13.489	+ 4.906	14:23:21.954
4 -	2:17.063	+ 8.480	14:16:46.156	8 -	3:45.805 P	+ 1:37.222	14:27:07.759

Weather / Track : Bright / Dry

Silverstone Historic GP
Circuit Length = 3.1730 miles
Start: 14:06 End: 14:28

Grand Prix Masters F1 Cars 1966-1985

QUALIFYING - RACE 6 - LAP ANALYSIS

40	Rudolf ERNST		STE March 721			
1 -	2:12.491	+ 5.732	14:10:10.311	5 -	2:06.759	14:19:29.047
2 -	2:06.792	+ 0.033	14:12:17.103	6 -	2:18.327	+ 11.568 14:21:47.374
3 -	2:06.952	+ 0.193	14:14:24.055	7 -	2:17.289	+ 10.530 14:24:04.663
4 -	2:58.233	+ 51.474	14:17:22.288			
42	Richard PIPER		HEA Theodore MN183			
1 -	2:07.774	+ 17.948	14:10:01.042	6 -	1:51.019	+ 1.193 14:19:51.818
2 -	1:58.110	+ 8.284	14:11:59.152	7 -	1:52.094	+ 2.268 14:21:43.912
3 -	2:05.020	+ 15.194	14:14:04.172	8 -	1:52.332	+ 2.506 14:23:36.244
4 -	1:52.175	+ 2.349	14:15:56.347	9 -	1:49.826	14:25:26.070
5 -	2:04.452	+ 14.626	14:18:00.799	10 -	1:50.438	+ 0.612 14:27:16.508
44	John WILSON		HEA Tyrrell 011			
1 -	1:54.360	+ 3.841	14:09:16.120	2 -	1:50.519	14:11:06.639
46	Roy WALZER		HEA Williams FW07D			
1 -	2:11.553	+ 21.831	14:10:10.811	6 -	1:50.916	+ 1.194 14:19:44.999
2 -	1:59.437	+ 9.715	14:12:10.248	7 -	1:52.838	+ 3.116 14:21:37.837
3 -	1:56.049	+ 6.327	14:14:06.297	8 -	1:49.722	14:23:27.559
4 -	1:53.635	+ 3.913	14:15:59.932	9 -	1:51.249	+ 1.527 14:25:18.808
5 -	1:54.151	+ 4.429	14:17:54.083	10 -	1:51.190	+ 1.468 14:27:09.998
60	Dave ABBOTT		HEA Arrows A4			
1 -	2:01.580	+ 15.774	14:08:44.737	6 -	1:47.242	+ 1.436 14:20:28.357
2 -	1:48.720	+ 2.914	14:10:33.457	7 -	1:49.563	+ 3.757 14:22:17.920
3 -	2:04.258 P	+ 18.452	14:12:37.715	8 -	1:46.038	+ 0.232 14:24:03.958
4 -	4:15.788	+ 2:29.982	14:16:53.503	9 -	2:05.889	+ 20.083 14:26:09.847
5 -	1:47.612	+ 1.806	14:18:41.115	10 -	1:45.806	14:27:55.653
61	Richard EYRE		HEA Williams FW08			
1 -	1:53.892	+ 9.045	14:08:53.725	6 -	1:46.658	+ 1.811 14:20:08.814
2 -	1:44.847		14:10:38.572	7 -	1:49.496	+ 4.649 14:21:58.310
3 -	1:46.972	+ 2.125	14:12:25.544	8 -	1:47.292	+ 2.445 14:23:45.602
4 -	2:03.760 P	+ 18.913	14:14:29.304	9 -	1:46.115	+ 1.268 14:25:31.717
5 -	3:52.852	+ 2:08.005	14:18:22.156	10 -	1:45.590	+ 0.743 14:27:17.307
80	Sid HOOLE		HEA Lotus 80			
1 -	2:12.784	+ 19.309	14:10:28.032	6 -	1:56.593	+ 3.118 14:20:08.126
2 -	1:59.441	+ 5.966	14:12:27.473	7 -	1:54.711	+ 1.236 14:22:02.837
3 -	1:55.481	+ 2.006	14:14:22.954	8 -	1:57.475	+ 4.000 14:24:00.312
4 -	1:53.475		14:16:16.429	9 -	1:56.445	+ 2.970 14:25:56.757
5 -	1:55.104	+ 1.629	14:18:11.533	10 -	1:54.425	+ 0.950 14:27:51.182
81	Andrew BEAUMONT		FIT Surtees TS16			
1 -	2:09.849	+ 18.052	14:10:27.235	6 -	1:55.674	+ 3.877 14:20:05.041
2 -	1:56.498	+ 4.701	14:12:23.733	7 -	1:53.111	+ 1.314 14:21:58.152
3 -	1:56.484	+ 4.687	14:14:20.217	8 -	1:52.746	+ 0.949 14:23:50.898
4 -	1:54.951	+ 3.154	14:16:15.168	9 -	1:54.470	+ 2.673 14:25:45.368
5 -	1:54.199	+ 2.402	14:18:09.367	10 -	1:51.797	14:27:37.165
82	Doug MOCKETT		LAU Penske PC3			
1 -	2:05.354	+ 11.368	14:10:01.579	6 -	1:54.814	+ 0.828 14:19:45.632
2 -	1:58.179	+ 4.193	14:11:59.758	7 -	1:56.688	+ 2.702 14:21:42.320
3 -	1:58.457	+ 4.471	14:13:58.215	8 -	1:54.861	+ 0.875 14:23:37.181
4 -	1:56.968	+ 2.982	14:15:55.183	9 -	1:56.048	+ 2.062 14:25:33.229
5 -	1:55.635	+ 1.649	14:17:50.818	10 -	1:53.986	14:27:27.215
88	Ron MAYDON		STE Matra MS80			
1 -	2:10.220	+ 9.927	14:11:47.551	5 -	2:04.073	+ 3.780 14:20:23.240
2 -	2:16.881	+ 16.588	14:14:04.432	6 -	2:07.681	+ 7.388 14:22:30.921

Weather / Track : Bright / Dry

Silverstone Historic GP
Circuit Length = 3.1730 miles
Start: 14:06 End: 14:28

Grand Prix Masters F1 Cars 1966-1985
QUALIFYING - RACE 6 - LAP ANALYSIS


3 -	2:09.480	+ 9.187	14:16:13.912	7 -	2:00.293		14:24:31.214
4 -	2:05.255	+ 4.962	14:18:19.167	8 -	2:03.946	+ 3.653	14:26:35.160

Weather / Track : Bright / Dry

Silverstone Historic GP
Circuit Length = 3.1730 miles
Start: 14:06 End: 14:28

Grand Prix Masters F1 Cars 1966-1985

RACE 6 - GRID

ROW 14	2:08.583 38 Gunther ALTH	2:26.120 9 Judy LYONS
ROW 13	2:00.293 88 Ron MAYDON	2:06.759 40 Rudolf ERNST
ROW 12	1:55.665 18 David COPLOWE	1:56.410 12 Daryl TAYLOR
ROW 11	1:53.475 80 Sid HOOLE	1:53.986 82 Doug MOCKETT
ROW 10	1:51.200 30 Mike WRIGLEY	1:51.797 81 Andrew BEAUMONT
ROW 9	1:50.055 23 Paul KNAPFIELD	1:50.519 44 John WILSON
ROW 8	1:49.722 46 Roy WALZER	1:49.826 42 Richard PIPER
ROW 7	1:48.487 37 Christophe D'ANSEMBOURG	1:48.590 29 Philip HALL
ROW 6	1:47.836 3 Ian SIMMONDS	1:47.964 16 Richard BARBER
ROW 5	1:45.990 24 Frank SYTNER	1:46.579 14 Chris PERKINS
ROW 4	1:45.603 21 Roger WILLS	1:45.806 60 Dave ABBOTT
ROW 3	1:44.847 61 Richard EYRE	1:45.545 35 Steve ALLEN
ROW 2	1:42.289 28 Michael FITZGERALD	1:42.716 19 Robert AUSTIN
ROW 1	1:41.350 33 Bill COOMBS	1:41.987 32 Steve HARTLEY
Pole		
		

Silverstone Historic GP
Circuit Length = 3.1730 miles

These results are provisional until the conclusion of any judicial and technical matters.

Clerk of Course :		Timekeeper :
-------------------	--	--------------

Grand Prix Masters F1 Cars 1966-1985

RACE 6 - CLASSIFICATION

POS	NO	CL	NAME	ENTRY	LAPS	TIME	GAP	DIFF	MPH	BEST	ON
1	32	HEA	Steve HARTLEY	Arrows A4	11	19:17.792			108.52	1:41.482	7
2	19	LAU	Robert AUSTIN	Surtees TS19	11	19:29.125	11.333	11.333	107.47	1:43.941	6
3	33	HEA	Bill COOMBS	Tyrrell 009	11	19:31.104	13.312	1.979	107.29	1:42.253	2
4	44	HEA	John WILSON	Tyrrell 011	11	20:02.458	44.666	31.354	104.49	1:44.384	6
5	61	HEA	Richard EYRE	Williams FW08	11	20:03.293	45.501	0.835	104.42	1:44.335	5
6	24	FIT	Frank SYTNER	Hesketh 308B	11	20:32.448	1:14.656	29.155	101.95	1:47.161	2
7	35	HEA	Steve ALLEN	Arrows A1	11	20:38.512	1:20.720	6.064	101.45	1:46.729	5
8	14	FIT	Chris PERKINS	Surtees TS14	11	20:43.847	1:26.055	5.335	101.01	1:46.635	7
9	29	HEA	Philip HALL	Arrows A3-3	11	20:46.199	1:28.407	2.352	100.82	1:48.502	6
10	37	LAU	Christophe D'ANSEMBOURG	McLaren M26	11	20:53.488	1:35.696	7.289	100.24	1:48.348	7
11	16	LAU	Richard BARBER	Fittipaldi F5a	11	20:53.747	1:35.955	0.259	100.22	1:48.747	5
12	80	HEA	Sid HOOLE	Lotus 80	11	21:04.410	1:46.618	10.663	99.37	1:49.640	3
13	81	FIT	Andrew BEAUMONT	Surtees TS16	11	21:05.204	1:47.412	0.794	99.31	1:49.670	7
14	30	STE	Mike WRIGLEY	March 711	11	21:05.598	1:47.806	0.394	99.28	1:50.349	3
15	46	HEA	Roy WALZER	Williams FW07D	11	21:11.295	1:53.503	5.697	98.83	1:49.330	7
16	18	HEA	David COPLOWE	Lotus 87	11	21:12.776	1:54.984	1.481	98.72	1:50.531	7
17	82	LAU	Doug MOCKETT	Penske PC3	10	19:36.795	1 lap	1 lap	97.06	1:52.886	6
18	12	FIT	Daryl TAYLOR	Shadow DN1	10	20:10.760	1 lap	33.965	94.34	1:53.784	6
19	36	HEA	Frank LYONS	Ossella FA1	10	20:20.652	1 lap	9.892	93.58	1:54.229	4
20	21	LAU	Roger WILLS	Williams FW05	10	20:44.074	1 lap	23.422	91.81	1:47.331	4
21	3	HEA	Ian SIMMONDS	Tyrrell 012	9	20:26.257	2 laps	1 lap	83.83	1:50.181	5
22	38	STE	Gunther ALTH	March 701/9	9	21:04.558	2 laps	38.301	81.29	2:06.916	3
23	9	STE	Judy LYONS	Surtees TS9	8	21:36.765	3 laps	1 lap	70.47	2:30.765	2

NOT CLASSIFIED

DNF	23	FIT	Paul KNAPFIELD	Brabham BT42	9	16:57.231	2 laps	0.000	101.06	1:47.858	5
DNF	88	STE	Ron MAYDON	Matra MS80	9	18:16.627	2 laps	1:19.396	93.74	1:53.893	6
DNF	28	HEA	Michael FITZGERALD	Williams FW07C	8	14:43.055	3 laps	1 lap	103.48	1:43.625	2
DNF	42	HEA	Richard PIPER	Theodore MN183	8	15:22.545	3 laps	39.490	99.05	1:49.010	7
DNF	40	STE	Rudolf ERNST	March 721	3	7:37.004	8 laps	5 laps	74.98	2:12.148	2

FASTEST LAP

32	HEA	Steve HARTLEY	Arrows A4	7	1:41.482	112.56 mph	181.14 kph
19	LAU	Robert AUSTIN	Surtees TS19	6	1:43.941	109.89 mph	176.86 kph
14	FIT	Chris PERKINS	Surtees TS14	7	1:46.635	107.12 mph	172.39 kph
30	STE	Mike WRIGLEY	March 711	3	1:50.349	103.51 mph	166.59 kph

Weather / Track : Bright / Dry

These results are provisional until the conclusion of any judicial and technical matters.

Silverstone Historic GP
Circuit Length = 3.1730 miles
Start: 14:27 End: 14:49

Clerk of Course :	Timekeeper :
-------------------	--------------

Grand Prix Masters F1 Cars 1966-1985

RACE 6 - LAP CHART

Lap 1			Lap 2			Lap 3			Lap 4			Lap 5		
No	Behind	Laptime	No	Behind	Laptime	No	Behind	Laptime	No	Behind	Laptime	No	Behind	Laptime
33		1:45.460	33		1:42.253	33		1:42.703	33		1:43.070	32		1:42.928
32	0.468	1:45.928	32	0.603	1:42.388	32	0.283	1:42.383	32	0.475	1:43.262	33	0.792	1:44.195
28	3.145	1:48.605	28	4.517	1:43.625	28	6.772	1:44.958	38	1 LAP	2:06.916	19	10.151	1:45.093
19	3.306	1:48.766	19	5.313	1:44.260	19	7.050	1:44.440	28	7.915	1:44.213	28	12.296	1:47.784
24	4.860	1:50.320	24	9.768	1:47.161	9	1 LAP	2:30.765	19	8.461	1:44.481	3	2 LAPS	4:39.618
61	5.977	1:51.437	61	10.365	1:46.641	24	16.445	1:49.380	61	19.013	1:45.477	61	19.945	1:44.335
14	9.696	1:55.156	35	18.810	1:50.249	61	16.606	1:48.944	24	22.402	1:49.027	24	26.982	1:47.983
37	10.354	1:55.814	14	19.493	1:52.050	21	1 LAP	2:02.097	21	1 LAP	1:47.418	21	1 LAP	1:47.331
35	10.814	1:56.274	37	19.658	1:51.557	35	23.582	1:47.475	35	27.624	1:47.112	38	1 LAP	2:10.044
16	11.315	1:56.775	16	19.960	1:50.898	14	27.003	1:50.213	44	31.848	1:47.437	35	30.950	1:46.729
23	11.562	1:57.022	23	20.178	1:50.869	23	27.277	1:49.802	14	33.259	1:49.326	44	33.172	1:44.727
29	13.354	1:58.814	44	20.450	1:47.437	44	27.481	1:49.734	23	33.778	1:49.571	14	37.167	1:47.311
30	14.092	1:59.552	29	22.803	1:51.702	37	28.438	1:51.483	37	34.230	1:48.862	23	38.233	1:47.858
81	15.135	2:00.595	30	24.062	1:52.223	16	28.880	1:51.623	16	34.969	1:49.159	37	39.386	1:48.559
44	15.266	2:00.726	81	24.458	1:51.576	29	29.566	1:49.466	29	35.884	1:49.388	16	40.313	1:48.747
42	16.953	2:02.413	80	26.356	1:51.115	30	31.708	1:50.349	30	39.134	1:50.496	29	41.345	1:48.864
80	17.494	2:02.954	42	28.032	1:53.332	80	33.293	1:49.640	80	40.470	1:50.247	30	48.137	1:52.406
82	17.974	2:03.434	82	29.399	1:53.678	81	34.057	1:52.302	81	43.049	1:52.062	80	48.252	1:51.185
12	18.856	2:04.316	12	30.689	1:54.086	42	36.506	1:51.177	40	1 LAP	2:28.336	81	51.967	1:52.321
88	19.377	2:04.837	18	31.676	1:54.327	82	40.259	1:53.563	42	44.582	1:51.146	42	52.588	1:51.409
18	19.602	2:05.062	88	32.822	1:55.698	18	41.536	1:52.563	18	51.000	1:52.534	18	59.128	1:51.531
46	29.474	2:14.934	46	39.129	1:51.908	12	43.174	1:55.188	82	52.810	1:55.621	46	1:01.451	1:50.758
3	29.758	2:15.218	3	45.502	1:57.997 P	88	44.475	1:54.356	46	54.096	1:49.840	82	1:03.722	1:54.315
36	51.738	2:37.198	36	1:08.012	1:58.527	46	47.326	1:50.900	12	56.198	1:56.094	12	1:07.461	1:54.666
38	57.739	2:43.199	38	1:22.411	2:06.925	36	1:21.807	1:56.498	88	58.182	1:56.777	88	1:10.294	1:55.515
9	1:07.851	2:53.311	40	1:40.955	2:12.148				9	1 LAP	2:39.967			
40	1:11.060	2:56.520							36	1:32.966	1:54.229			
21	1:41.691	3:27.151 P												

Weather / Track : Bright / Dry

Silverstone Historic GP
Circuit Length = 3.1730 miles
Start: 14:27 End: 14:49

Grand Prix Masters F1 Cars 1966-1985

RACE 6 - LAP CHART

Lap 6			Lap 7			Lap 8			Lap 9			Lap 10		
No	Behind	Laptime	No	Behind	Laptime	No	Behind	Laptime	No	Behind	Laptime	No	Behind	Laptime
32		1:43.388	32		1:41.482	32		1:41.866	32		1:47.221	32		1:52.994
33	0.487	1:43.083	33	2.170	1:43.165	33	7.941	1:47.637	12	1 LAP	2:04.470	82	1 LAP	2:04.876
36	1 LAP	1:56.002	19	13.884	1:44.662	19	16.458	1:44.440	33	12.808	1:52.088	33	13.738	1:53.924
19	10.704	1:43.941	36	1 LAP	1:54.405	36	1 LAP	1:57.373	88	1 LAP	2:09.121	19	15.019	1:50.787
28	13.082	1:44.174	28	15.640	1:44.040	61	31.148	1:46.232	19	17.226	1:47.989	12	1 LAP	2:14.972
9	2 LAPS	2:33.593	61	26.782	1:45.796	3	2 LAPS	1:51.496	9	3 LAPS	2:41.236	61	45.251	2:00.918
61	22.468	1:45.911	3	2 LAPS	1:50.181	44	42.405	1:45.137	38	2 LAPS	2:18.292	44	45.954	1:55.321
3	2 LAPS	1:51.305	24	38.782	1:47.407	24	45.493	1:48.577	61	37.327	1:53.400	36	1 LAP	2:02.546
24	32.857	1:49.263	44	39.134	1:46.448	35	57.038	1:56.691	36	1 LAP	1:59.486	88	1 LAP	2:30.861 P
21	1 LAP	1:49.308	21	1 LAP	1:47.969	28	59.430	2:25.656 P	44	43.627	1:48.443	3	2 LAPS	2:03.615
44	34.168	1:44.384	35	42.213	1:47.246	14	1:01.922	1:57.337	3	2 LAPS	1:55.025	24	1:03.224	2:04.470
35	36.449	1:48.887	14	46.451	1:46.635	23	1:05.397	1:56.282	24	51.748	1:53.476	38	2 LAPS	2:33.337
14	41.298	1:47.519	23	50.981	1:49.130	37	1:06.103	1:56.084	35	1:08.553	1:58.736	35	1:16.030	2:00.471
23	43.333	1:48.488	37	51.885	1:48.348	29	1:06.393	1:53.942	14	1:18.236	2:03.535	21	1 LAP	1:57.658
37	45.019	1:49.021	16	53.664	1:49.007	21	1 LAP	2:08.885	29	1:20.028	2:00.856	14	1:25.382	2:00.140
16	46.139	1:49.214	29	54.317	1:49.340	16	1:06.807	1:55.009	21	1 LAP	2:01.284	9	3 LAPS	2:52.370
29	46.459	1:48.502	80	1:05.106	1:50.660	80	1:19.474	1:56.234	37	1:22.183	2:03.301	29	1:26.433	1:59.399
80	55.928	1:51.064	30	1:07.378	1:51.672	30	1:20.993	1:55.481	16	1:22.789	2:03.203	37	1:30.560	2:01.371
30	57.188	1:52.439	42	1:08.205	1:49.010	81	1:21.067	1:53.646	23	1:26.385	2:08.209 P	16	1:31.659	2:01.864
42	1:00.677	1:51.477	81	1:09.287	1:49.670	46	1:30.525	1:56.961	80	1:33.469	2:01.216	80	1:41.527	2:01.052
81	1:01.099	1:52.520	9	2 LAPS	2:38.052	18	1:31.514	1:56.209	81	1:34.159	2:00.313	81	1:42.858	2:01.693
46	1:07.582	1:49.519	46	1:15.430	1:49.330	42	1:38.920	2:12.581 P	30	1:35.130	2:01.358	30	1:43.302	2:01.166
18	1:08.122	1:52.382	18	1:17.171	1:50.531	82	1:45.579	2:02.115	46	1:42.716	1:59.412	46	1:48.629	1:58.907
38	1 LAP	2:23.908	82	1:25.330	1:53.592				18	1:44.894	2:00.601	18	1:52.629	2:00.729
82	1:13.220	1:52.886	12	1:31.413	1:55.038									
12	1:17.857	1:53.784	88	1:34.886	1:55.569									
88	1:20.799	1:53.893	38	1 LAP	2:11.620									

Weather / Track : Bright / Dry

Silverstone Historic GP
Circuit Length = 3.1730 miles
Start: 14:27 End: 14:49

Grand Prix Masters F1 Cars 1966-1985

RACE 6 - LAP CHART


Lap 11		
No	Behind	Laptime
32		1:53.952
19	11.333	1:50.266
33	13.312	1:53.526
82	1 LAP	2:02.715
44	44.666	1:52.664
61	45.501	1:54.202
12	1 LAP	2:18.146
36	1 LAP	2:04.388
3	2 LAPS	2:01.802
24	1:14.656	2:05.384
35	1:20.720	1:58.642
14	1:26.055	1:54.625
21	1 LAP	1:54.973
29	1:28.407	1:55.926
37	1:35.696	1:59.088
16	1:35.955	1:58.248
80	1:46.618	1:59.043
38	2 LAPS	2:30.317
81	1:47.412	1:58.506
30	1:47.806	1:58.456
46	1:53.503	1:58.826
18	1:54.984	1:56.307
9	3 LAPS	2:47.471

Weather / Track : Bright / Dry

Silverstone Historic GP
Circuit Length = 3.1730 miles
Start: 14:27 End: 14:49

Grand Prix Masters F1 Cars 1966-1985

RACE 19 - GRID

ROW 15	60	Dave ABBOTT		
ROW 14	42	Richard PIPER	40	Rudolf ERNST
ROW 13	88	Ron MAYDON	28	Michael FITZGERALD
ROW 12	9	Judy LYONS	23	Paul KNAPFIELD
ROW 11	3	Ian SIMMONDS	38	Gunther ALTH
ROW 10	36	Frank LYONS	21	Roger WILLS
ROW 9	82	Doug MOCKETT	12	Daryl TAYLOR
ROW 8	46	Roy WALZER	18	David COPLOWE
ROW 7	81	Andrew BEAUMONT	30	Mike WRIGLEY
ROW 6	16	Richard BARBER	80	Sid HOOLE
ROW 5	29	Philip HALL	37	Christophe D'ANSEMBOURG
ROW 4	35	Steve ALLEN	14	Chris PERKINS
ROW 3	61	Richard EYRE	24	Frank SYTNER
ROW 2	33	Bill COOMBS	44	John WILSON
ROW 1	32	Steve HARTLEY	19	Robert AUSTIN
Pole				
				

Silverstone Historic GP
Circuit Length = 3.1730 miles

These results are provisional until the conclusion of any judicial and technical matters.

Clerk of Course :		Timekeeper :
-------------------	--	--------------

Grand Prix Masters F1 Cars 1966-1985

RACE 19 - CLASSIFICATION

POS	NO	CL	NAME	ENTRY	LAPS	TIME	GAP	DIFF	MPH	BEST	ON
1	33	HEA	Bill COOMBS	Tyrrell 009	12	20:54.956			109.22	1:43.022	6
2	32	HEA	Steve HARTLEY	Arrows A4	12	21:04.901	9.945	9.945	108.36	1:42.686	9
3	44	HEA	John WILSON	Tyrrell 011	12	21:07.225	12.269	2.324	108.16	1:44.237	8
4	19	LAU	Robert AUSTIN	Surtees TS19	12	21:12.873	17.917	5.648	107.68	1:45.358	10
5	61	HEA	Richard EYRE	Williams FW08	12	21:13.256	18.300	0.383	107.65	1:44.917	9
6	28	HEA	Michael FITZGERALD	Williams FW07C	12	21:38.020	43.064	24.764	105.60	1:43.439	11
7	21	LAU	Roger WILLS	Williams FW05	12	21:39.272	44.316	1.252	105.50	1:46.170	8
8	14	FIT	Chris PERKINS	Surtees TS14	12	21:49.621	54.665	10.349	104.66	1:46.899	9
9	35	HEA	Steve ALLEN	Arrows A1	12	22:01.991	1:07.035	12.370	103.68	1:47.066	7
10	37	LAU	Christophe D'ANSEMBOURG	McLaren M26	12	22:07.287	1:12.331	5.296	103.27	1:48.717	10
11	29	HEA	Philip HALL	Arrows A3-3	12	22:08.197	1:13.241	0.910	103.20	1:48.458	10
12	23	FIT	Paul KNAPFIELD	Brabham BT42	12	22:23.094	1:28.138	14.897	102.05	1:50.425	9
13	16	LAU	Richard BARBER	Fittipaldi F5a	12	22:23.495	1:28.539	0.401	102.02	1:50.594	12
14	46	HEA	Roy WALZER	Williams FW07D	12	22:24.061	1:29.105	0.566	101.98	1:48.076	12
15	30	STE	Mike WRIGLEY	March 711	12	22:33.102	1:38.146	9.041	101.30	1:50.690	9
16	42	HEA	Richard PIPER	Theodore MN183	12	22:36.320	1:41.364	3.218	101.06	1:49.117	10
17	81	FIT	Andrew BEAUMONT	Surtees TS16	12	22:43.043	1:48.087	6.723	100.56	1:50.835	12
18	18	HEA	David COPLOWE	Lotus 87	12	22:43.429	1:48.473	0.386	100.53	1:50.168	12
19	82	LAU	Doug MOCKETT	Penske PC3	11	20:57.070	1 lap	1 lap	99.95	1:51.989	10
20	36	HEA	Frank LYONS	Osella FA1	11	21:49.112	1 lap	52.042	95.98	1:52.539	7
21	40	STE	Rudolf ERNST	March 721	11	22:14.991	1 lap	25.879	94.12	1:56.789	6
22	38	STE	Gunther ALTH	March 701/9	10	21:49.159	2 laps	1 lap	87.25	2:02.921	2
23	9	STE	Judy LYONS	Surtees TS9	9	23:31.208	3 laps	1 lap	72.84	2:25.835	2

NOT CLASSIFIED

DNF 88	STE	Ron MAYDON	Matra MS80	9	18:26.645	3 laps		92.89	1:57.356	4
DNF 80	HEA	Sid HOOLE	Lotus 80	8	15:40.712	4 laps	1 lap	97.14	1:50.692	4
DNF 3	HEA	Ian SIMMONDS	Tyrrell 012	7	13:49.669	5 laps	1 lap	96.37	1:50.831	6
DNF 24	FIT	Frank SYTNER	Hesketh 308B	1	3:24.887	11 laps	6 laps	55.75		

FASTEST LAP

32	HEA	Steve HARTLEY	Arrows A4	9	1:42.686		111.24 mph	179.02 kph
19	LAU	Robert AUSTIN	Surtees TS19	10	1:45.358		108.42 mph	174.48 kph
14	FIT	Chris PERKINS	Surtees TS14	9	1:46.899		106.85 mph	171.96 kph
30	STE	Mike WRIGLEY	March 711	9	1:50.690		103.19 mph	166.08 kph

Weather / Track : Bright / Dry

These results are provisional until the conclusion of any judicial and technical matters.

Silverstone Historic GP
Circuit Length = 3.1730 miles
Start: 15:16 End: 15:40

Clerk of Course :	Timekeeper :
-------------------	--------------

Grand Prix Masters F1 Cars 1966-1985

RACE 19 - LAP CHART

Lap 1			Lap 2			Lap 3			Lap 4			Lap 5		
No	Behind	Laptime	No	Behind	Laptime	No	Behind	Laptime	No	Behind	Laptime	No	Behind	Laptime
32		1:47.624	32		1:43.650	32		1:43.947	32		1:45.822	33		1:43.111
19	0.413	1:48.037	19	2.866	1:46.103	33	3.897	1:44.560	33	1.192	1:43.117	32	0.305	1:44.608
33	1.060	1:48.684	33	3.284	1:45.874	19	4.577	1:45.658	44	4.552	1:45.289	44	6.304	1:46.055
44	1.297	1:48.921	44	3.727	1:46.080	44	5.085	1:45.305	19	5.327	1:46.572	19	7.324	1:46.300
61	2.187	1:49.811	61	4.548	1:46.011	61	5.913	1:45.312	61	5.934	1:45.843	61	7.942	1:46.311
35	6.967	1:54.591	35	11.260	1:47.943	35	14.981	1:47.668	35	16.774	1:47.615	21	23.069	1:47.386
14	7.176	1:54.800	37	13.680	1:49.933	21	19.101	1:47.529	21	19.986	1:46.707	14	31.770	1:49.146
37	7.397	1:55.021	21	15.519	1:49.722	37	20.314	1:50.581	37	25.595	1:51.103	28	31.950	1:49.040
29	7.993	1:55.617	14	16.861	1:53.335	14	23.248	1:50.334	14	26.927	1:49.501	37	33.973	1:52.681
21	9.447	1:57.071	29	17.258	1:52.915	29	23.702	1:50.391	28	27.213	1:48.336	29	34.316	1:50.644
16	9.957	1:57.581	16	18.012	1:51.705	28	24.699	1:48.416	29	27.975	1:50.095	35	34.988	2:02.517
81	11.725	1:59.349	23	19.828	1:50.740	16	26.163	1:52.098	16	32.116	1:51.775	23	39.004	1:50.737
80	11.982	1:59.606	28	20.230	1:50.953	23	27.237	1:51.356	23	32.570	1:51.155	16	40.079	1:52.266
30	12.588	2:00.212	81	24.210	1:56.135	30	32.975	1:52.432	9	1 LAP	2:37.736	80	46.401	1:51.799
23	12.738	2:00.362	30	24.490	1:55.552	80	34.035	1:53.078	30	38.759	1:51.606	46	47.968	1:52.218
28	12.927	2:00.551	46	24.731	1:54.519	46	35.294	1:54.510	80	38.905	1:50.692	30	48.670	1:54.214
46	13.862	2:01.486	80	24.904	1:56.572	81	35.822	1:55.559	46	40.053	1:50.581	3	52.725	1:53.076
18	15.166	2:02.790	18	25.756	1:54.240	3	36.029	1:53.839	81	43.633	1:53.633	81	53.239	1:53.909
3	15.888	2:03.512	3	26.137	1:53.899	18	37.000	1:55.191	3	43.952	1:53.745	18	53.656	1:53.100
82	17.003	2:04.627	82	28.050	1:54.697	82	38.024	1:53.921	18	44.859	1:53.681	82	55.065	1:53.323
36	17.410	2:05.034	42	28.591	1:52.966	42	38.867	1:54.223	82	46.045	1:53.843	42	55.665	1:53.327
88	19.161	2:06.785	36	28.919	1:55.159	36	39.355	1:54.383	42	46.641	1:53.596	36	1:00.035	1:56.509
42	19.275	2:06.899	88	35.595	2:00.084	88	49.542	1:57.894	36	47.829	1:54.296	88	1:16.369	1:59.596
40	25.386	2:13.010	40	43.453	2:01.717	40	1:00.761	2:01.255	88	1:01.076	1:57.356	40	1:29.171	1:57.681
38	26.263	2:13.887	38	45.534	2:02.921	38	1:05.588	2:04.001	40	1:15.793	2:00.854	9	1 LAP	2:40.856
9	46.140	2:33.764	9	1:28.325	2:25.835				38	1:24.311	2:04.545			
24	1:37.263	3:24.887 P												

Weather / Track : Bright / Dry

Silverstone Historic GP
Circuit Length = 3.1730 miles
Start: 15:16 End: 15:40

Grand Prix Masters F1 Cars 1966-1985

RACE 19 - LAP CHART

Lap 6			Lap 7			Lap 8			Lap 9			Lap 10		
No	Behind	Laptime	No	Behind	Laptime	No	Behind	Laptime	No	Behind	Laptime	No	Behind	Laptime
33		1:43.022	33		1:43.187	33		1:43.564	33		1:43.391	33		1:45.344
32	0.441	1:43.158	32	1.175	1:43.921	32	1.123	1:43.512	32	0.418	1:42.686	32	0.219	1:45.145
38	1 LAP	2:07.311	44	10.443	1:45.541	88	1 LAP	2:00.986	80	1 LAP	2:26.159 P	44	12.229	1:45.172
44	8.089	1:44.807	19	12.517	1:45.939	44	11.116	1:44.237	9	3 LAPS	2:41.901	19	17.029	1:45.358
19	9.765	1:45.463	61	13.362	1:46.224	19	14.457	1:45.504	44	12.401	1:44.676	61	17.501	1:45.185
61	10.325	1:45.405	21	30.710	1:47.385	61	16.134	1:46.336	19	17.015	1:45.949	21	39.854	1:48.881
21	26.512	1:46.465	38	1 LAP	2:15.113	40	1 LAP	2:03.754	61	17.660	1:44.917	28	45.033	1:45.359
14	36.955	1:48.207	14	41.819	1:48.051	21	33.316	1:46.170	88	1 LAP	2:07.186	40	1 LAP	2:01.017
28	37.128	1:48.200	28	41.929	1:47.988	28	43.912	1:45.547	40	1 LAP	1:58.785	14	51.511	1:47.559
35	40.914	1:48.948	35	44.793	1:47.066	14	45.788	1:47.533	21	36.317	1:46.392	9	3 LAPS	2:35.731
37	41.280	1:50.329	9	2 LAPS	2:40.658	35	49.123	1:47.894	28	45.018	1:44.497	35	58.939	1:49.478
29	41.637	1:50.343	29	48.098	1:49.648	29	54.458	1:49.924	14	49.296	1:46.899	88	1 LAP	2:19.382 P
23	48.747	1:52.765	37	48.917	1:50.824	37	55.384	1:50.031	35	54.805	1:49.073	29	1:03.273	1:48.458
16	49.278	1:52.221	23	56.212	1:50.652	23	1:03.392	1:50.744	29	1:00.159	1:49.092	37	1:04.155	1:48.717
80	54.196	1:50.817	16	56.741	1:50.650	16	1:04.937	1:51.760	37	1:00.782	1:48.789	23	1:15.745	1:50.663
46	54.705	1:49.759	80	1:02.998	1:51.989	38	1 LAP	2:15.126	23	1:10.426	1:50.425	16	1:18.436	1:51.076
30	57.581	1:51.933	46	1:03.460	1:51.942	46	1:10.598	1:50.702	16	1:12.704	1:51.158	46	1:23.321	1:50.318
3	1:00.534	1:50.831	30	1:05.415	1:51.021	30	1:12.913	1:51.062	46	1:18.347	1:51.140	30	1:25.990	1:51.122
81	1:02.670	1:52.453	81	1:12.325	1:52.842	81	1:21.453	1:52.692	30	1:20.212	1:50.690	42	1:33.807	1:49.117
18	1:03.567	1:52.933	18	1:12.800	1:52.420	42	1:22.621	1:52.176	42	1:30.034	1:50.804	81	1:37.093	1:51.465
42	1:04.933	1:52.290	42	1:14.009	1:52.263	18	1:23.366	1:54.130	81	1:30.972	1:52.910	18	1:38.344	1:52.265
82	1:05.439	1:53.396	82	1:14.625	1:52.373	82	1:24.138	1:53.077	18	1:31.423	1:51.448	82	1:39.726	1:51.989
36	1:10.321	1:53.308	36	1:19.673	1:52.539	36	1:30.719	1:54.610	82	1:33.081	1:52.334			
88	1:30.723	1:57.376	3	1:38.114	2:20.767 P				38	1 LAP	2:14.873			
40	1:42.938	1:56.789							36	1:41.051	1:53.723			

Weather / Track : Bright / Dry

Silverstone Historic GP
Circuit Length = 3.1730 miles
Start: 15:16 End: 15:40

Grand Prix Masters F1 Cars 1966-1985

RACE 19 - LAP CHART

Lap 11			Lap 12		
No	Behind	Laptime	No	Behind	Laptime
33		1:47.050	33		1:44.052
32	1.437	1:48.268	82	1 LAP	1:53.490
36	1 LAP	1:55.461	32	9.945	1:52.560
44	11.082	1:45.903	44	12.269	1:45.239
19	16.159	1:46.180	19	17.917	1:45.810
61	16.659	1:46.208	61	18.300	1:45.693
38	2 LAPS	2:14.111	28	43.064	1:45.694
21	39.518	1:46.714	21	44.316	1:48.850
28	41.422	1:43.439	36	1 LAP	2:34.090
14	51.556	1:47.095	38	2 LAPS	2:17.271
35	1:01.165	1:49.276	14	54.665	1:47.161
40	1 LAP	1:59.362	35	1:07.035	1:49.922
29	1:06.276	1:50.053	37	1:12.331	1:49.589
37	1:06.794	1:49.689	29	1:13.241	1:51.017
23	1:21.353	1:52.658	40	1 LAP	2:00.767
16	1:21.997	1:50.611	23	1:28.138	1:50.837
46	1:25.081	1:48.810	16	1:28.539	1:50.594
30	1:30.310	1:51.370	46	1:29.105	1:48.076
42	1:35.972	1:49.215	30	1:38.146	1:51.888
81	1:41.304	1:51.261	42	1:41.364	1:49.444
9	3 LAPS	2:36.468	81	1:48.087	1:50.835
18	1:42.357	1:51.063	18	1:48.473	1:50.168
			9	3 LAPS	2:38.259

Weather / Track : Bright / Dry

Silverstone Historic GP
Circuit Length = 3.1730 miles
Start: 15:16 End: 15:40

Grand Prix Masters F1 Cars 1966-1985

RACES 6 + 19 - COMBINED RACE CLASSIFICATION

POS	NO	CL	NAME	ENTRY	TOTAL		RACE 1		RACE 2	
					LAPS	TIME	LAPS	TIME	LAPS	TIME
1	32	HEA	Steve HARTLEY	Arrows A4	23	40:22.693	11	19:17.792	12	21:04.901
2	33	HEA	Bill COOMBS	Tyrrell 009	23	40:26.060	11	19:31.104	12	20:54.956
3	19	LAU	Robert AUSTIN	Surtees TS19	23	40:41.998	11	19:29.125	12	21:12.873
4	44	HEA	John WILSON	Tyrrell 011	23	41:09.683	11	20:02.458	12	21:07.225
5	61	HEA	Richard EYRE	Williams FW08	23	41:16.549	11	20:03.293	12	21:13.256
6	14	FIT	Chris PERKINS	Surtees TS14	23	42:33.468	11	20:43.847	12	21:49.621
7	35	HEA	Steve ALLEN	Arrows A1	23	42:40.503	11	20:38.512	12	22:01.991
8	29	HEA	Philip HALL	Arrows A3-3	23	42:54.396	11	20:46.199	12	22:08.197
9	37	LAU	Christophe D'ANSEMBOURG	McLaren M26	23	43:00.775	11	20:53.488	12	22:07.287
10	16	LAU	Richard BARBER	Fittipaldi F5a	23	43:17.242	11	20:53.747	12	22:23.495
11	46	HEA	Roy WALZER	Williams FW07D	23	43:35.356	11	21:11.295	12	22:24.061
12	30	STE	Mike WRIGLEY	March 711	23	43:38.700	11	21:05.598	12	22:33.102
13	81	FIT	Andrew BEAUMONT	Surtees TS16	23	43:48.247	11	21:05.204	12	22:43.043
14	18	HEA	David COPLOWE	Lotus 87	23	43:56.205	11	21:12.776	12	22:43.429
15	21	LAU	Roger WILLS	Williams FW05	22	42:23.346	10	20:44.074	12	21:39.272
16	23	FIT	Paul KNAPFIELD	Brabham BT42	21	39:20.325	9	16:57.231	12	22:23.094
17	82	LAU	Doug MOCKETT	Penske PC3	21	40:33.865	10	19:36.795	11	20:57.070
18	28	HEA	Michael FITZGERALD	Williams FW07C	20	36:21.075	8	14:43.055	12	21:38.020
19	42	HEA	Richard PIPER	Theodore MN183	20	37:58.865	8	15:22.545	12	22:36.320
20	80	HEA	Sid HOOLE	Lotus 80	19	36:45.122	11	21:04.410	8	15:40.712
21	38	STE	Gunther ALTH	March 701/9	19	42:53.717	9	21:04.558	10	21:49.159
22	88	STE	Ron MAYDON	Matra MS80	18	36:43.272	9	18:16.627	9	18:26.645
23	9	STE	Judy LYONS	Surtees TS9	17	45:07.973	8	21:36.765	9	23:31.208
24	3	HEA	Ian SIMMONDS	Tyrrell 012	16	34:15.926	9	20:26.257	7	13:49.669
25	40	STE	Rudolf ERNST	March 721	14	29:51.995	3	7:37.004	11	22:14.991
26	24	FIT	Frank SYTNER	Hesketh 308B	12	23:57.335	11	20:32.448	1	3:24.887
27	36	HEA	Frank LYONS	Osella FA1	11	21:49.112	0		11	21:49.112
28	12	FIT	Daryl TAYLOR	Shadow DN1	10	20:10.760	10	20:10.760		
29	36	HEA	Frank LYONS	Ossella FA1	10	20:20.652	10	20:20.652		

Weather / Track : Bright / Dry

These results are provisional until the conclusion of any judicial and technical matters.

Silverstone Historic GP
Circuit Length = 3.1730 miles
Start: 15:16 End: 15:40

Clerk of Course :		Timekeeper :	
-------------------	--	--------------	--



SILVERSTONE CLASSIC

Silverstone

23rd - 25th July 2010



Results Provided by Timing Solutions Ltd
www.tsl-timing.com

World Sports Car Masters

QUALIFYING - RACE 16 - CLASSIFICATION

POS	NO	CL	NAME	ENTRY	TIME	ON	LAPS	GAP	DIFF	MPH
1	33	ROD	MINSHAW/STRETTON	Lola T70 Mk3B	1:53.678	4	10			100.48
2	26	ROD	Oliver BRYANT	Lola T70 Mk3	1:53.975	4	7	0.297	0.297	100.22
3	14	ROD	BRYANT/BRYANT	Lola T70 Mk3B	1:54.508	11	12	0.830	0.533	99.75
4	6	ROD	VOYAZIDES/HADFIELD	Lola T70 Mk3B	1:54.518	2	2	0.840	0.010	99.74
5	67	ROD	LINNEY/HADFIELD	Lola T70 Mk3B	1:55.266	5	12	1.588	0.748	99.10
6	88	ROD	Andrew SMITH	Lola T70 Mk3B (c)	1:55.305	5	13	1.627	0.039	99.06
7	210	MAR	HALL/PADMORE	Lola T210	1:55.364	4	9	1.686	0.059	99.01
8	21	ROD	Steve TANDY	Lola T70 Mk3B (c)	1:55.617	7	10	1.939	0.253	98.79
9	2	ROD	WILLS/TWYMAN	McLaren M1C	1:55.920	6	13	2.242	0.303	98.54
10	17	ROD	RICHARD MEINS	Lola T70 Mk3B	1:55.946	7	14	2.268	0.026	98.51
11	41	MAR	Grant TROMANS	Abarth Osella PA1/04	1:56.564	12	13	2.886	0.618	97.99
12	40	MAR	CROWSON/EVANS	Abarth Osella PA1	1:58.142	6	8	4.464	1.578	96.68
13	81	ROD	BEIGHTON/FINNEMORE	Lola T70 Mk3B	1:58.534	13	13	4.856	0.392	96.36
14	18	MAR	Bob HOUGHTON	Lola T210	2:00.442	7	12	6.764	1.908	94.84
15	77	ROD	MAEERS/WALKER	Lola T70 Mk3B (c)	2:00.568	11	11	6.890	0.126	94.74
16	24	HUL	WILLS/RADISICH	McLaren M1B	2:00.653	9	11	6.975	0.085	94.67
17	37	BON	CASEY/CATON	Lenham P69	2:01.001	8	9	7.323	0.348	94.40
18	85	SIF	Andrew MIDDLETON	Taydec Mk3	2:01.556	6	12	7.878	0.555	93.97
19	22	BON	MINSHAW/MINSHAW	Chevron B8	2:01.809	6	13	8.131	0.253	93.77
20	70	BAR	KREMER/KREMER	Elva Mk8	2:01.932	5	11	8.254	0.123	93.68
21	63	ROD	Marc DEVIS	Lola T70 Mk3	2:02.312	6	13	8.634	0.380	93.39
22	68	ROD	John YOUNG	Ford F3L	2:02.506	5	13	8.828	0.194	93.24
23	10	ROD	BAILLY/BAILLY	Lola T70 Mk3	2:02.559	9	12	8.881	0.053	93.20
24	59	BON	INGRAM/CHILES	Chevron B8	2:02.732	7	12	9.054	0.173	93.07
25	49	BON	LOVETT/SCHRYVER	Chevron B8	2:02.804	12	13	9.126	0.072	93.01
26	50	BON	KJALLGREN/LITTLEJOHN	Daren Mk2	2:03.026	10	12	9.348	0.222	92.84
27	51	SIF	Tim COUSINS	Chevron B23	2:03.110	9	10	9.432	0.084	92.78
28	145	BON	HAMMOND/SCARBOROUGH	Chevron B8	2:03.834	7	13	10.156	0.724	92.24
29	5	HUL	David HART	Lola T70 Spyder	2:04.125	5	6	10.447	0.291	92.02
30	32	BON	Steve HODGES	Chevron B8	2:04.310	4	9	10.632	0.185	91.89
31	15	HUL	Adrian NEWAY	Ford GT40	2:04.607	7	11	10.929	0.297	91.67
32	42	BON	Hugh COLMAN	Chevron B8	2:05.718	9	13	12.040	1.111	90.86
33	4	BON	WATSON/O'CONNELL	Chevron B8	2:05.750	11	12	12.072	0.032	90.83
34	75	ROD	Michael FITZGERALD	Lola T70 Mk3b Spyder	2:06.352	7	12	12.674	0.602	90.40
35	16	HUL	JOLLY/FARTHING	Cooper T61M	2:06.405	5	5	12.727	0.053	90.36
36	72	SIF	Jamie BOOT	Chevron B16 (c)	2:06.901	12	12	13.223	0.496	90.01
37	36	SIF	Alain SCHLESINGER	Chevron B19	2:07.231	8	9	13.553	0.330	89.78
38	3	HUL	Matthew WATTS	Lotus 30	2:07.363	4	6	13.685	0.132	89.68
39	55	HUL	BUNCOMBE/BUNCOMBE	Ford GT40	2:08.912	3	9	15.234	1.549	88.61
40	29	HUL	Keith AHLERS	Cooper Monaco King Cobra	2:09.222	7	9	15.544	0.310	88.39
41	64	BAR	Jim MORRIS	Lotus 23B	2:10.051	5	6	16.373	0.829	87.83
42	80	SIF	TATE/LAWSON	Chevron B16	2:10.997	10	11	17.319	0.946	87.19
43	20	ROD	Chris BALL	Ford GT40	2:12.982	6	11	19.304	1.985	85.89
44	62	ROD	ULRICH/VOEGELE	Ford GT40	2:15.074	3	10	21.396	2.092	84.56
45	48	HUL	CHRISTENSEN/CHRISTENSEN	Wolverine	2:18.803	8	8	25.125	3.729	82.29
46	45	ROD	COLOWE/STRETTON	Lola T70 Mk3B (c)		0	1			

Silverstone Historic GP
Circuit Length = 3.1730 miles
Start: 12:34 End: 13:19

Weather / Track : Bright / Dry
These results are provisional until the conclusion of any judicial and technical matters.

Clerk of Course :	Timekeeper :
-------------------	--------------

World Sports Car Masters

QUALIFYING - RACE 16 - LAP ANALYSIS

2	WILLS/TWYMAN		ROD McLaren M1C				
1 -	2:04.526	+ 8.606	12:37:38.966	8 -	3:30.597	+ 1:34.677	13:07:20.350
2 -	2:00.845	+ 4.925	12:39:39.811	9 -	1:59.724	+ 3.804	13:09:20.074
3 -	16:13.212	+ 14:17.292	12:55:53.023	10 -	1:59.505	+ 3.585	13:11:19.579
4 -	2:01.058	+ 5.138	12:57:54.081	11 -	2:07.462	+ 11.542	13:13:27.041
5 -	1:56.573	+ 0.653	12:59:50.654	12 -	2:05.312	+ 9.392	13:15:32.353
6 -	1:55.920		13:01:46.574	13 -	1:59.560	+ 3.640	13:17:31.913
7 -	2:03.179 P	+ 7.259	13:03:49.753				
3	Matthew WATTS		HUL Lotus 30				
1 -	2:09.729	+ 2.366	12:37:11.653	4 -	2:07.363		12:58:04.139
2 -	2:09.020	+ 1.657	12:39:20.673	5 -	2:11.398	+ 4.035	13:00:15.537
3 -	16:36.103	+ 14:28.740	12:55:56.776	6 -	2:12.435	+ 5.072	13:02:27.972
4	WATSON/O'CONNELL		BON Chevron B8				
1 -	2:13.440	+ 7.690	12:37:37.252	7 -	2:08.247	+ 2.497	13:04:30.613
2 -	2:09.406	+ 3.656	12:39:46.658	8 -	2:15.641 P	+ 9.891	13:06:46.254
3 -	16:10.869	+ 14:05.119	12:55:57.527	9 -	5:39.653	+ 3:33.903	13:12:25.907
4 -	2:07.474	+ 1.724	12:58:05.001	10 -	2:07.419	+ 1.669	13:14:33.326
5 -	2:09.780	+ 4.030	13:00:14.781	11 -	2:05.750		13:16:39.076
6 -	2:07.585	+ 1.835	13:02:22.366	12 -	2:06.399	+ 0.649	13:18:45.475
5	David HART		HUL Lola T70 Spyder				
1 -	2:15.515	+ 11.390	12:38:05.209	4 -	2:09.683	+ 5.558	12:58:29.688
2 -	2:07.857	+ 3.732	12:40:13.066	5 -	2:04.125		13:00:33.813
3 -	16:06.939	+ 14:02.814	12:56:20.005	6 -	2:13.839 P	+ 9.714	13:02:47.652
6	VOYAZIDES/HADFIELD		ROD Lola T70 Mk3B				
1 -	1:54.156	+ -0.362	12:36:38.043	2 -	1:54.518		12:38:32.561
10	BAILLY/BAILLY		ROD Lola T70 Mk3				
1 -	2:20.816	+ 18.257	12:38:05.032	7 -	2:04.945	+ 2.386	13:04:48.840
2 -	2:09.978	+ 7.419	12:40:15.010	8 -	2:03.440	+ 0.881	13:06:52.280
3 -	16:12.083	+ 14:09.524	12:56:27.093	9 -	2:02.559		13:08:54.839
4 -	2:07.280	+ 4.721	12:58:34.373	10 -	2:22.305 P	+ 19.746	13:11:17.144
5 -	2:04.143	+ 1.584	13:00:38.516	11 -	4:12.430	+ 2:09.871	13:15:29.574
6 -	2:05.379	+ 2.820	13:02:43.895	12 -	2:07.144	+ 4.585	13:17:36.718
14	BRYANT/BRYANT		ROD Lola T70 Mk3B				
1 -	2:10.477	+ 15.969	12:37:09.894	7 -	4:38.268 P	+ 2:43.760	13:06:47.285
2 -	2:07.786	+ 13.278	12:39:17.680	8 -	3:28.569	+ 1:34.061	13:10:15.854
3 -	16:32.909	+ 14:38.401	12:55:50.589	9 -	1:57.206	+ 2.698	13:12:13.060
4 -	2:04.779	+ 10.271	12:57:55.368	10 -	1:55.747	+ 1.239	13:14:08.807
5 -	2:02.358	+ 7.850	12:59:57.726	11 -	1:54.508		13:16:03.315
6 -	2:11.291 P	+ 16.783	13:02:09.017	12 -	1:55.279	+ 0.771	13:17:58.594
15	Adrian NEWEY		HUL Ford GT40				
1 -	2:13.271	+ 8.664	12:37:18.136	7 -	2:04.607		13:04:14.678
2 -	2:07.975	+ 3.368	12:39:26.111	8 -	2:05.572	+ 0.965	13:06:20.250
3 -	16:24.106	+ 14:19.499	12:55:50.217	9 -	2:05.334	+ 0.727	13:08:25.584
4 -	2:07.006	+ 2.399	12:57:57.223	10 -	2:37.624 P	+ 33.017	13:11:03.208
5 -	2:07.402	+ 2.795	13:00:04.625	11 -	6:00.673	+ 3:56.066	13:17:03.881
6 -	2:05.446	+ 0.839	13:02:10.071				
16	JOLLY/FARTHING		HUL Cooper T61M				
1 -	2:15.430	+ 9.025	12:37:09.504	4 -	2:08.805	+ 2.400	12:58:30.927
2 -	2:10.027	+ 3.622	12:39:19.531	5 -	2:06.405		13:00:37.332
3 -	17:02.591	+ 14:56.186	12:56:22.122				
17	RICHARD MEINS		ROD Lola T70 Mk3B				
1 -	2:23.422	+ 27.476	12:37:54.362	8 -	1:58.164	+ 2.218	13:05:34.452

Weather / Track : Bright / Dry

Silverstone Historic GP
Circuit Length = 3.1730 miles
Start: 12:34 End: 13:19

World Sports Car Masters

QUALIFYING - RACE 16 - LAP ANALYSIS

2 -	2:00.907	+ 4.961	12:39:55.269	9 -	2:33.876	+ 37.930	13:08:08.328
3 -	15:49.495	+ 13:53.549	12:55:44.764	10 -	2:07.247	+ 11.301	13:10:15.575
4 -	1:58.492	+ 2.546	12:57:43.256	11 -	1:59.711	+ 3.765	13:12:15.286
5 -	1:58.461	+ 2.515	12:59:41.717	12 -	1:59.207	+ 3.261	13:14:14.493
6 -	1:58.625	+ 2.679	13:01:40.342	13 -	2:00.978	+ 5.032	13:16:15.471
7 -	1:55.946		13:03:36.288	14 -	2:08.419 P	+ 12.473	13:18:23.890
18	Bob HOUGHTON MAR Lola T210						
1 -	2:05.742	+ 5.300	12:36:54.932	7 -	2:00.442		13:03:43.871
2 -	2:01.636	+ 1.194	12:38:56.568	8 -	2:02.174	+ 1.732	13:05:46.045
3 -	16:41.577	+ 14:41.135	12:55:38.145	9 -	2:02.559	+ 2.117	13:07:48.604
4 -	2:01.587	+ 1.145	12:57:39.732	10 -	2:03.520	+ 3.078	13:09:52.124
5 -	2:01.446	+ 1.004	12:59:41.178	11 -	2:05.217	+ 4.775	13:11:57.341
6 -	2:02.251	+ 1.809	13:01:43.429	12 -	2:25.764 P	+ 25.322	13:14:23.105
20	Chris BALL ROD Ford GT40						
1 -	2:23.854	+ 10.872	12:37:36.590	7 -	2:13.132	+ 0.150	13:05:20.175
2 -	2:17.571	+ 4.589	12:39:54.161	8 -	2:15.183	+ 2.201	13:07:35.358
3 -	16:23.528	+ 14:10.546	12:56:17.689	9 -	2:14.506	+ 1.524	13:09:49.864
4 -	2:22.182	+ 9.200	12:58:39.871	10 -	2:17.864	+ 4.882	13:12:07.728
5 -	2:14.190	+ 1.208	13:00:54.061	11 -	2:25.877 P	+ 12.895	13:14:33.605
6 -	2:12.982		13:03:07.043				
21	Steve TANDY ROD Lola T70 Mk3B (c)						
1 -	2:10.100	+ 14.483	12:37:13.697	6 -	1:57.730	+ 2.113	13:01:39.710
2 -	2:04.795	+ 9.178	12:39:18.492	7 -	1:55.617		13:03:35.327
3 -	16:28.217	+ 14:32.600	12:55:46.709	8 -	1:59.744	+ 4.127	13:05:35.071
4 -	1:58.869	+ 3.252	12:57:45.578	9 -	1:57.617	+ 2.000	13:07:32.688
5 -	1:56.402	+ 0.785	12:59:41.980	10 -	2:52.918 P	+ 57.301	13:10:25.606
22	MINSHAW/MINSHAW BON Chevron B8						
1 -	2:06.741	+ 4.932	12:36:54.642	8 -	3:16.088	+ 1:14.279	13:07:43.743
2 -	2:02.587	+ 0.778	12:38:57.229	9 -	2:06.197	+ 4.388	13:09:49.940
3 -	17:10.851	+ 15:09.042	12:56:08.080	10 -	2:02.621	+ 0.812	13:11:52.561
4 -	2:03.510	+ 1.701	12:58:11.590	11 -	2:02.491	+ 0.682	13:13:55.052
5 -	2:03.309	+ 1.500	13:00:14.899	12 -	2:03.436	+ 1.627	13:15:58.488
6 -	2:01.809		13:02:16.708	13 -	2:02.432	+ 0.623	13:18:00.920
7 -	2:10.947 P	+ 9.138	13:04:27.655				
24	WILLS/RADISICH HUL McLaren M1B						
1 -	2:37.944	+ 37.291	12:38:07.643	7 -	2:01.132	+ 0.479	13:09:09.677
2 -	18:30.568	+ 16:29.915	12:56:38.211	8 -	2:02.851	+ 2.198	13:11:12.528
3 -	2:07.626	+ 6.973	12:58:45.837	9 -	2:00.653		13:13:13.181
4 -	2:06.941	+ 6.288	13:00:52.778	10 -	2:02.549	+ 1.896	13:15:15.730
5 -	2:13.963 P	+ 13.310	13:03:06.741	11 -	2:00.763	+ 0.110	13:17:16.493
6 -	4:01.804	+ 2:01.151	13:07:08.545				
26	Oliver BRYANT ROD Lola T70 Mk3						
1 -	2:00.067	+ 6.092	12:36:52.571	5 -	1:54.211	+ 0.236	12:59:17.521
2 -	1:56.015	+ 2.040	12:38:48.586	6 -	1:54.644	+ 0.669	13:01:12.165
3 -	16:40.749	+ 14:46.774	12:55:29.335	7 -	2:01.485 P	+ 7.510	13:03:13.650
4 -	1:53.975		12:57:23.310				
29	Keith AHLERS HUL Cooper Monaco King Cobra						
1 -	2:16.347	+ 7.125	12:38:17.314	6 -	2:13.069	+ 3.847	13:04:21.195
2 -	17:15.226	+ 15:06.004	12:55:32.540	7 -	2:09.222		13:06:30.417
3 -	2:14.193	+ 4.971	12:57:46.733	8 -	2:11.463	+ 2.241	13:08:41.880
4 -	2:10.698	+ 1.476	12:59:57.431	9 -	2:33.587 P	+ 24.365	13:11:15.467
5 -	2:10.695	+ 1.473	13:02:08.126				
32	Steve HODGES BON Chevron B8						
1 -	2:09.917	+ 5.607	12:55:46.595	6 -	2:05.787	+ 1.477	13:06:11.942
2 -	2:04.973	+ 0.663	12:57:51.568	7 -	2:06.297	+ 1.987	13:08:18.239

Weather / Track : Bright / Dry

Silverstone Historic GP
Circuit Length = 3.1730 miles
Start: 12:34 End: 13:19

World Sports Car Masters

QUALIFYING - RACE 16 - LAP ANALYSIS

3 -	2:04.927	+ 0.617	12:59:56.495	8 -	2:08.124	+ 3.814	13:10:26.363
4 -	2:04.310		13:02:00.805	9 -	2:32.658 P	+ 28.348	13:12:59.021
5 -	2:05.350	+ 1.040	13:04:06.155				
33	MINSHAW/STRETTON		ROD Lola T70 Mk3B				
1 -	1:56.500	+ 2.822	12:36:36.134	6 -	2:00.910 P	+ 7.232	13:01:06.944
2 -	1:54.882	+ 1.204	12:38:31.016	7 -	3:12.616	+ 1:18.938	13:04:19.560
3 -	16:47.080	+ 14:53.402	12:55:18.096	8 -	1:59.044	+ 5.366	13:06:18.604
4 -	1:53.678		12:57:11.774	9 -	1:57.020	+ 3.342	13:08:15.624
5 -	1:54.260	+ 0.582	12:59:06.034	10 -	2:20.789 P	+ 27.111	13:10:36.413
36	Alain SCHLESINGER		SIF Chevron B19				
1 -	2:23.268	+ 16.037	12:38:01.964	6 -	2:08.935	+ 1.704	13:05:07.543
2 -	18:26.374	+ 16:19.143	12:56:28.338	7 -	2:39.202	+ 31.971	13:07:46.745
3 -	2:08.678	+ 1.447	12:58:37.016	8 -	2:07.231		13:09:53.976
4 -	2:14.257	+ 7.026	13:00:51.273	9 -	2:21.277 P	+ 14.046	13:12:15.253
5 -	2:07.335	+ 0.104	13:02:58.608				
37	CASEY/CATON		BON Lenham P69				
1 -	2:19.904	+ 18.903	12:37:36.961	6 -	2:22.698 P	+ 21.697	13:03:05.185
2 -	2:15.292	+ 14.291	12:39:52.253	7 -	3:42.219	+ 1:41.218	13:06:47.404
3 -	16:24.815	+ 14:23.814	12:56:17.068	8 -	2:01.001		13:08:48.405
4 -	2:12.491	+ 11.490	12:58:29.559	9 -	2:30.089 P	+ 29.088	13:11:18.494
5 -	2:12.928	+ 11.927	13:00:42.487				
40	CROWSON/EVANS		MAR Abarth Osella PA1				
1 -	2:07.171	+ 9.029	12:37:13.418	5 -	1:58.351	+ 0.209	12:59:41.447
2 -	2:04.514	+ 6.372	12:39:17.932	6 -	1:58.142		13:01:39.589
3 -	16:24.054	+ 14:25.912	12:55:41.986	7 -	2:09.379 P	+ 11.237	13:03:48.968
4 -	2:01.110	+ 2.968	12:57:43.096	8 -	3:34.199	+ 1:36.057	13:07:23.167
41	Grant TROMANS		MAR Abarth Osella PA1/04				
1 -	2:12.584	+ 16.020	12:38:09.968	8 -	3:43.209	+ 1:46.645	13:08:09.981
2 -	2:04.456	+ 7.892	12:40:14.424	9 -	1:57.982	+ 1.418	13:10:07.963
3 -	15:55.802	+ 13:59.238	12:56:10.226	10 -	1:57.363	+ 0.799	13:12:05.326
4 -	2:02.223	+ 5.659	12:58:12.449	11 -	2:01.598	+ 5.034	13:14:06.924
5 -	2:01.149	+ 4.585	13:00:13.598	12 -	1:56.564		13:16:03.488
6 -	1:59.591	+ 3.027	13:02:13.189	13 -	2:18.186	+ 21.622	13:18:21.674
7 -	2:13.583 P	+ 17.019	13:04:26.772				
42	Hugh COLMAN		BON Chevron B8				
1 -	2:25.235	+ 19.517	12:37:33.542	8 -	2:06.840	+ 1.122	13:07:10.321
2 -	2:16.259	+ 10.541	12:39:49.801	9 -	2:05.718		13:09:16.039
3 -	16:27.020	+ 14:21.302	12:56:16.821	10 -	2:11.669	+ 5.951	13:11:27.708
4 -	2:17.614	+ 11.896	12:58:34.435	11 -	2:12.164	+ 6.446	13:13:39.872
5 -	2:10.949	+ 5.231	13:00:45.384	12 -	2:09.971	+ 4.253	13:15:49.843
6 -	2:08.793	+ 3.075	13:02:54.177	13 -	2:32.312 P	+ 26.594	13:18:22.155
7 -	2:09.304	+ 3.586	13:05:03.481				
45	COPLOWE/STRETTON		ROD Lola T70 Mk3B (c)				
1 -	2:25.593	- 03:58:29.183	12:38:24.723				
48	CHRISTENSEN/CHRISTENSEN		HUL Wolverine				
1 -	2:53.540	+ 34.737	12:38:14.660	5 -	2:26.728	+ 7.925	13:03:31.660
2 -	17:45.023	+ 15:26.220	12:55:59.683	6 -	2:40.524 P	+ 21.721	13:06:12.184
3 -	2:34.253	+ 15.450	12:58:33.936	7 -	4:07.238	+ 1:48.435	13:10:19.422
4 -	2:30.996	+ 12.193	13:01:04.932	8 -	2:18.803		13:12:38.225
49	LOVETT/SCHRYVER		BON Chevron B8				
1 -	2:09.439	+ 6.635	12:37:10.059	8 -	2:04.673	+ 1.869	13:07:33.352
2 -	2:08.407	+ 5.603	12:39:18.466	9 -	2:09.556	+ 6.752	13:09:42.908
3 -	16:16.557	+ 14:13.753	12:55:35.023	10 -	2:06.577	+ 3.773	13:11:49.485

Weather / Track : Bright / Dry

Silverstone Historic GP
Circuit Length = 3.1730 miles
Start: 12:34 End: 13:19

World Sports Car Masters

QUALIFYING - RACE 16 - LAP ANALYSIS

4 -	2:28.845	+ 26.041	12:58:03.868	11 -	2:03.870	+ 1.066	13:13:53.355
5 -	2:08.214 P	+ 5.410	13:00:12.082	12 -	2:02.804		13:15:56.159
6 -	3:12.989	+ 1:10.185	13:03:25.071	13 -	2:03.597	+ 0.793	13:17:59.756
7 -	2:03.608	+ 0.804	13:05:28.679				
50	KJALLGREN/LITTLEJOHN			BON Daren Mk2			
1 -	2:13.913	+ 10.887	12:37:49.823	7 -	2:14.375	+ 11.349	13:05:12.857
2 -	2:09.599	+ 6.573	12:39:59.422	8 -	2:19.984 P	+ 16.958	13:07:32.841
3 -	16:17.516	+ 14:14.490	12:56:16.938	9 -	3:36.634	+ 1:33.608	13:11:09.475
4 -	2:12.899	+ 9.873	12:58:29.837	10 -	2:03.026		13:13:12.501
5 -	2:14.811	+ 11.785	13:00:44.648	11 -	2:13.990	+ 10.964	13:15:26.491
6 -	2:13.834	+ 10.808	13:02:58.482	12 -	2:12.624	+ 9.598	13:17:39.115
51	Tim COUSINS			SIF Chevron B23			
1 -	2:18.007	+ 14.897	12:37:33.927	6 -	2:04.441	+ 1.331	13:02:15.273
2 -	2:07.451	+ 4.341	12:39:41.378	7 -	2:04.152	+ 1.042	13:04:19.425
3 -	16:20.624	+ 14:17.514	12:56:02.002	8 -	2:03.385	+ 0.275	13:06:22.810
4 -	2:04.157	+ 1.047	12:58:06.159	9 -	2:03.110		13:08:25.920
5 -	2:04.673	+ 1.563	13:00:10.832	10 -	2:36.010 P	+ 32.900	13:11:01.930
55	BUNCOMBE/BUNCOMBE			HUL Ford GT40			
1 -	2:20.889	+ 11.977	12:38:07.160	6 -	2:09.213	+ 0.301	13:07:25.909
2 -	18:17.967	+ 16:09.055	12:56:25.127	7 -	2:16.280	+ 7.368	13:09:42.189
3 -	2:08.912		12:58:34.039	8 -	2:20.296 P	+ 11.384	13:12:02.485
4 -	2:13.661 P	+ 4.749	13:00:47.700	9 -	4:36.100 P	+ 2:27.188	13:16:38.585
5 -	4:28.996	+ 2:20.084	13:05:16.696				
59	INGRAM/CHILES			BON Chevron B8			
1 -	2:15.679	+ 12.947	12:37:35.441	7 -	2:02.732		13:04:07.325
2 -	2:07.938	+ 5.206	12:39:43.379	8 -	2:03.363	+ 0.631	13:06:10.688
3 -	16:08.278	+ 14:05.546	12:55:51.657	9 -	2:06.609	+ 3.877	13:08:17.297
4 -	2:04.414	+ 1.682	12:57:56.071	10 -	2:27.190 P	+ 24.458	13:10:44.487
5 -	2:03.400	+ 0.668	12:59:59.471	11 -	4:46.070	+ 2:43.338	13:15:30.557
6 -	2:05.122	+ 2.390	13:02:04.593	12 -	2:08.130	+ 5.398	13:17:38.687
62	ULRICH/VOEGELE			ROD Ford GT40			
1 -	2:26.728	+ 11.654	12:38:08.333	6 -	2:24.443	+ 9.369	13:08:06.283
2 -	18:29.424	+ 16:14.350	12:56:37.757	7 -	2:34.065	+ 18.991	13:10:40.348
3 -	2:15.074		12:58:52.831	8 -	2:29.080	+ 14.006	13:13:09.428
4 -	2:24.278 P	+ 9.204	13:01:17.109	9 -	2:35.005	+ 19.931	13:15:44.433
5 -	4:24.731	+ 2:09.657	13:05:41.840	10 -	2:24.513	+ 9.439	13:18:08.946
63	Marc DEVIS			ROD Lola T70 Mk3			
1 -	2:31.525	+ 29.213	12:37:57.565	8 -	2:04.016	+ 1.704	13:06:20.948
2 -	2:13.038	+ 10.726	12:40:10.603	9 -	2:03.878	+ 1.566	13:08:24.826
3 -	15:48.205	+ 13:45.893	12:55:58.808	10 -	2:06.437	+ 4.125	13:10:31.263
4 -	2:06.714	+ 4.402	12:58:05.522	11 -	2:15.619 P	+ 13.307	13:12:46.882
5 -	2:04.944	+ 2.632	13:00:10.466	12 -	3:59.545	+ 1:57.233	13:16:46.427
6 -	2:02.312		13:02:12.778	13 -	2:03.411	+ 1.099	13:18:49.838
7 -	2:04.154	+ 1.842	13:04:16.932				
64	Jim MORRIS			BAR Lotus 23B			
1 -	2:42.064	+ 32.013	12:38:15.016	4 -	2:11.123	+ 1.072	13:00:58.998
2 -	18:21.238	+ 16:11.187	12:56:36.254	5 -	2:10.051		13:03:09.049
3 -	2:11.621	+ 1.570	12:58:47.875	6 -	2:28.898 P	+ 18.847	13:05:37.947
67	LINNEY/HADFIELD			ROD Lola T70 Mk3B			
1 -	1:59.055	+ 3.789	12:36:41.910	7 -	2:13.054 P	+ 17.788	13:03:27.120
2 -	1:56.684	+ 1.418	12:38:38.594	8 -	4:52.013	+ 2:56.747	13:08:19.133
3 -	16:47.706	+ 14:52.440	12:55:26.300	9 -	2:00.386	+ 5.120	13:10:19.519
4 -	1:55.801	+ 0.535	12:57:22.101	10 -	1:57.885	+ 2.619	13:12:17.404
5 -	1:55.266		12:59:17.367	11 -	2:10.381	+ 15.115	13:14:27.785
6 -	1:56.699	+ 1.433	13:01:14.066	12 -	2:29.388 P	+ 34.122	13:16:57.173

Weather / Track : Bright / Dry

Silverstone Historic GP
Circuit Length = 3.1730 miles
Start: 12:34 End: 13:19

World Sports Car Masters

QUALIFYING - RACE 16 - LAP ANALYSIS

68	John YOUNG		ROD Ford F3L				
1 -	2:24.953	+ 22.447	12:38:02.273	8 -	2:06.102	+ 3.596	13:06:35.212
2 -	2:08.446	+ 5.940	12:40:10.719	9 -	2:04.817	+ 2.311	13:08:40.029
3 -	16:01.874	+ 13:59.368	12:56:12.593	10 -	2:10.032	+ 7.526	13:10:50.061
4 -	2:04.310	+ 1.804	12:58:16.903	11 -	2:06.727	+ 4.221	13:12:56.788
5 -	2:02.506		13:00:19.409	12 -	2:06.248	+ 3.742	13:15:03.036
6 -	2:03.836	+ 1.330	13:02:23.245	13 -	2:04.554	+ 2.048	13:17:07.590
7 -	2:05.865	+ 3.359	13:04:29.110				
70	KREMER/KREMER		BAR Elva Mk8				
1 -	2:17.481	+ 15.549	12:37:16.215	7 -	2:02.286	+ 0.354	13:04:29.312
2 -	2:08.813	+ 6.881	12:39:25.028	8 -	2:10.128	+ 8.196	13:06:39.440
3 -	16:46.159	+ 14:44.227	12:56:11.187	9 -	2:02.697	+ 0.765	13:08:42.137
4 -	2:01.995	+ 0.063	12:58:13.182	10 -	2:20.530	+ 18.598	13:11:02.667
5 -	2:01.932		13:00:15.114	11 -	2:26.296 P	+ 24.364	13:13:28.963
6 -	2:11.912	+ 9.980	13:02:27.026				
72	Jamie BOOT		SIF Chevron B16 (c)				
1 -	2:24.757	+ 17.856	12:38:04.958	7 -	2:08.459	+ 1.558	13:07:15.806
2 -	18:14.441	+ 16:07.540	12:56:19.399	8 -	2:08.490	+ 1.589	13:09:24.296
3 -	2:15.565	+ 8.664	12:58:34.964	9 -	2:07.888	+ 0.987	13:11:32.184
4 -	2:12.399	+ 5.498	13:00:47.363	10 -	2:07.976	+ 1.075	13:13:40.160
5 -	2:06.955	+ 0.054	13:02:54.318	11 -	2:07.461	+ 0.560	13:15:47.621
6 -	2:13.029	+ 6.128	13:05:07.347	12 -	2:06.901		13:17:54.522
75	Michael FITZGERALD		ROD Lola T70 Mk3b Spyder				
1 -	2:22.623	+ 16.271	12:38:09.688	7 -	2:06.352		13:06:56.109
2 -	18:08.342	+ 16:01.990	12:56:18.030	8 -	2:07.212	+ 0.860	13:09:03.321
3 -	2:12.169	+ 5.817	12:58:30.199	9 -	2:14.261	+ 7.909	13:11:17.582
4 -	2:06.514	+ 0.162	13:00:36.713	10 -	2:25.097	+ 18.745	13:13:42.679
5 -	2:06.440	+ 0.088	13:02:43.153	11 -	2:14.205	+ 7.853	13:15:56.884
6 -	2:06.604	+ 0.252	13:04:49.757	12 -	2:10.284	+ 3.932	13:18:07.168
77	MAEERS/WALKER		ROD Lola T70 Mk3B (c)				
1 -	2:19.697	+ 19.129	12:38:02.552	7 -	2:04.631	+ 4.063	13:09:20.509
2 -	18:20.627	+ 16:20.059	12:56:23.179	8 -	2:06.359	+ 5.791	13:11:26.868
3 -	2:08.093	+ 7.525	12:58:31.272	9 -	2:04.329	+ 3.761	13:13:31.197
4 -	2:09.971 P	+ 9.403	13:00:41.243	10 -	2:05.037	+ 4.469	13:15:36.234
5 -	4:28.475	+ 2:27.907	13:05:09.718	11 -	2:00.568		13:17:36.802
6 -	2:06.160	+ 5.592	13:07:15.878				
80	TATE/LAWSON		SIF Chevron B16				
1 -	2:23.040	+ 12.043	12:38:14.946	7 -	3:30.951	+ 1:19.954	13:08:39.674
2 -	17:48.063	+ 15:37.066	12:56:03.009	8 -	2:15.388	+ 4.391	13:10:55.062
3 -	2:16.105	+ 5.108	12:58:19.114	9 -	2:13.330	+ 2.333	13:13:08.392
4 -	2:11.988	+ 0.991	13:00:31.102	10 -	2:10.997		13:15:19.389
5 -	2:12.007	+ 1.010	13:02:43.109	11 -	2:13.644	+ 2.647	13:17:33.033
6 -	2:25.614 P	+ 14.617	13:05:08.723				
81	BEIGHTON/FINNEMORE		ROD Lola T70 Mk3B				
1 -	2:07.144	+ 8.610	12:37:21.422	8 -	2:04.271	+ 5.737	13:05:52.434
2 -	2:00.105	+ 1.571	12:39:21.527	9 -	2:01.603	+ 3.069	13:07:54.037
3 -	16:24.470	+ 14:25.936	12:55:45.997	10 -	2:16.535 P	+ 18.001	13:10:10.572
4 -	2:00.950	+ 2.416	12:57:46.947	11 -	3:21.734	+ 1:23.200	13:13:32.306
5 -	2:01.440	+ 2.906	12:59:48.387	12 -	2:02.441	+ 3.907	13:15:34.747
6 -	1:59.596	+ 1.062	13:01:47.983	13 -	1:58.534		13:17:33.281
7 -	2:00.180	+ 1.646	13:03:48.163				
85	Andrew MIDDLETON		SIF Taydec Mk3				
1 -	2:11.442	+ 9.886	12:37:22.923	7 -	2:14.743 P	+ 13.187	13:04:24.037
2 -	2:03.714	+ 2.158	12:39:26.637	8 -	3:06.336	+ 1:04.780	13:07:30.373
3 -	16:32.727	+ 14:31.171	12:55:59.364	9 -	2:20.470 P	+ 18.914	13:09:50.843

Weather / Track : Bright / Dry

Silverstone Historic GP
Circuit Length = 3.1730 miles
Start: 12:34 End: 13:19

World Sports Car Masters

QUALIFYING - RACE 16 - LAP ANALYSIS

4 -	2:05.807	+ 4.251	12:58:05.171	10 -	4:48.919	+ 2:47.363	13:14:39.762
5 -	2:02.567	+ 1.011	13:00:07.738	11 -	2:03.016	+ 1.460	13:16:42.778
6 -	2:01.556		13:02:09.294	12 -	2:01.645	+ 0.089	13:18:44.423
88	Andrew SMITH		ROD Lola T70 Mk3B (c)				
1 -	1:56.201	+ 0.896	12:36:37.608	8 -	2:00.166	+ 4.861	13:06:43.475
2 -	1:57.964	+ 2.659	12:38:35.572	9 -	1:59.031	+ 3.726	13:08:42.506
3 -	16:45.278	+ 14:49.973	12:55:20.850	10 -	2:07.866	+ 12.561	13:10:50.372
4 -	1:55.712	+ 0.407	12:57:16.562	11 -	2:02.146	+ 6.841	13:12:52.518
5 -	1:55.305		12:59:11.867	12 -	2:01.032	+ 5.727	13:14:53.550
6 -	2:08.404 P	+ 13.099	13:01:20.271	13 -	2:03.665	+ 8.360	13:16:57.215
7 -	3:23.038	+ 1:27.733	13:04:43.309				
145	HAMMOND/SCARBOROUGH		BON Chevron B8				
1 -	2:14.861	+ 11.027	12:37:37.553	8 -	2:05.764	+ 1.930	13:06:14.974
2 -	2:10.443	+ 6.609	12:39:47.996	9 -	2:16.841 P	+ 13.007	13:08:31.815
3 -	16:00.467	+ 13:56.633	12:55:48.463	10 -	3:30.581	+ 1:26.747	13:12:02.396
4 -	2:06.186	+ 2.352	12:57:54.649	11 -	2:09.813	+ 5.979	13:14:12.209
5 -	2:05.116	+ 1.282	12:59:59.765	12 -	2:09.232	+ 5.398	13:16:21.441
6 -	2:05.611	+ 1.777	13:02:05.376	13 -	2:08.515	+ 4.681	13:18:29.956
7 -	2:03.834		13:04:09.210				
210	HALL/PADMORE		MAR Lola T210				
1 -	2:05.133	+ 9.769	12:36:49.966	6 -	3:13.347	+ 1:17.983	13:02:45.168
2 -	1:56.927	+ 1.563	12:38:46.893	7 -	2:03.859	+ 8.495	13:04:49.027
3 -	16:45.827	+ 14:50.463	12:55:32.720	8 -	2:06.847	+ 11.483	13:06:55.874
4 -	1:55.364		12:57:28.084	9 -	2:17.582 P	+ 22.218	13:09:13.456
5 -	2:03.737 P	+ 8.373	12:59:31.821				

Weather / Track : Bright / Dry

World Sports Car Masters

RACE 16 - GRID - AMENDED

ROW	2:18.803			
22	48	CHRISTENSEN/CHRISTENSEN		45
ROW	2:12.982			2:15.074
21	20	Chris BALL		62
ROW	2:10.051			2:10.997
20	64	Jim MORRIS		80
ROW	2:08.912			2:09.222
19	55	BUNCOMBE/BUNCOMBE		29
ROW	2:07.231			2:07.363
18	36	Alain SCHLESINGER		3
ROW	2:06.405			2:06.901
17	16	JOLLY/FARTHING		72
ROW	2:05.750			2:06.352
16	4	WATSON/O'CONNELL		75
ROW	2:04.607			2:05.718
15	15	Adrian NEWEY		42
ROW	2:04.125			2:04.310
14	5	David HART		32
ROW	2:03.110			2:03.834
13	51	Tim COUSINS		145
ROW	2:02.804			2:03.026
12	49	LOVETT/SCHRYVER		50
ROW	2:02.559			2:02.732
11	10	BAILLY/BAILLY		59
ROW	2:02.312			2:02.506
10	63	Marc DEVIS		68
ROW	2:01.809			2:01.932
9	22	MINSHAW/MINSHAW		70
ROW	2:01.001			2:01.556
8	37	CASEY/CATON		85
ROW	2:00.568			2:00.653
7	77	MAEERS/WALKER		24
ROW	1:58.534			2:00.442
6	81	BEIGHTON/FINNEMORE		18
ROW	1:56.564			1:58.142
5	41	TROMANS/CAINE		40
ROW	1:55.920			1:55.946
4	2	WILLS/TWYMAN		17
ROW	1:55.364			1:55.617
3	210	HALL/PADMORE		21
ROW	1:55.266			1:55.305
2	67	LINNEY/HADFIELD		88
ROW	1:53.678			1:54.508
1	33	MINSHAW/STRETTON		14
		Pole		

Silverstone Historic GP
Circuit Length = 3.1730 miles

Car 45 allowed to start from back of grid

These results are provisional until the conclusion of any judicial and technical matters.

Clerk of Course :		Timekeeper :
-------------------	--	--------------

World Sports Car Masters

RACE 16 - CLASSIFICATION

POS	NO	CL	NAME	ENTRY	LAPS	TIME	GAP	DIFF	MPH	BEST	ON
1	21	ROD	Steve TANDY	Lola T70 Mk3B (c)	30	1:00:17.841			94.72	1:55.719	23
2	33	ROD	STRETTON/MINSHAW	Lola T70 Mk3B	30	1:00:20.061	2.220	2.220	94.66	1:54.776	15
3	41	MAR	TROMANS/CAINE	Abarth Osella PA1/04	30	1:00:28.929	11.088	8.868	94.43	1:55.871	15
4	17	ROD	RICHARD MEINS	Lola T70 Mk3B	30	1:00:55.447	37.606	26.518	93.74	1:55.903	28
5	81	ROD	BEIGHTON/FINNEMORE	Lola T70 Mk3B	30	1:01:08.154	50.313	12.707	93.42	1:57.080	8
6	210	MAR	PADMORE/HALL	Lola T210	30	1:01:18.141	1:00.300	9.987	93.16	1:55.768	5
7	18	MAR	Bob HOUGHTON	Lola T210	30	1:01:39.187	1:21.346	21.046	92.63	1:58.177	7
8	88	ROD	SMITH/McCAIG	Lola T70 Mk3B (c)	30	1:01:39.653	1:21.812	0.466	92.62	1:55.099	30
9	68	ROD	John YOUNG	Ford F3L	29	1:01:08.038	1 lap	1 lap	90.31	1:59.160	28
10	50	BON	KJALLGREN/LITTLEJOHN	Daren Mk2	29	1:01:10.208	1 lap	2.170	90.25	1:58.190	21
11	22	BON	MINSHAW/MINSHAW	Chevron B8	29	1:01:22.076	1 lap	11.868	89.96	2:02.032	5
12	70	BAR	Dion KREMER	Elva Mk8	29	1:01:29.200	1 lap	7.124	89.79	2:01.980	2
13	10	ROD	BAILLY/BAILLY	Lola T70 Mk3	29	1:01:39.999	1 lap	10.799	89.53	2:00.523	24
14	51	SIF	Tim COUSINS	Chevron B23	29	1:02:09.237	1 lap	29.238	88.82	2:00.938	26
15	36	SIF	Alain SCHLESINGER	Chevron B19	29	1:02:11.463	1 lap	2.226	88.77	2:03.053	25
16	59	BON	INGRAM/CHILES Jr	Chevron B8	29	1:02:11.943	1 lap	0.480	88.76	2:03.308	25
17	24	HUL	RADISICH/WILLS	McLaren Mk1B	29	1:02:20.727	1 lap	8.784	88.55	2:03.894	26
18	77	ROD	MAEERS/WALKER	Lola T70 Mk3B (c)	28	1:00:23.343	2 laps	1 lap	88.27	2:01.042	5
19	4	BON	O'CONNELL/WATSON	Chevron B8	28	1:00:25.442	2 laps	2.099	88.22	2:02.210	13
20	145	BON	HAMMOND/SCARBOROUGH	Chevron B8	28	1:00:38.354	2 laps	12.912	87.90	2:05.088	19
21	55	HUL	BUNCOMBE/BUNCOMBE	Ford GT40	28	1:00:49.064	2 laps	10.710	87.65	2:03.491	24
22	72	SIF	Jamie BOOT	Chevron B16 (c)	28	1:00:54.205	2 laps	5.141	87.52	2:05.425	12
23	85	SIF	Andrew MIDDLETON	Taydec Mk3	28	1:00:57.835	2 laps	3.630	87.44	2:01.218	5
24	42	BON	Hugh COLMAN	Chevron B8	28	1:01:12.960	2 laps	15.125	87.08	2:05.383	25
25	3	HUL	Matthew WATTS	Lotus 30	28	1:01:34.660	2 laps	21.700	86.56	2:05.360	7
26	15	HUL	Adrian NEWEY	Ford GT40	28	1:01:35.760	2 laps	1.100	86.54	2:05.998	14
27	49	BON	LOVETT/SCHRYVER	Chevron B8	27	57:47.479	3 laps	1 lap	88.94	2:01.869	6
28	45	ROD	COLOWE/StRETTON	Lola T70 Mk3B (c)	27	1:00:55.393	3 laps	3:07.914	84.37	1:54.048	26
29	63	ROD	Marc DEVIS	Lola T70 Mk3	27	1:01:13.248	3 laps	17.855	83.96	2:01.005	12
30	40	MAR	CROWSON/EVANS	Abarth Osella PA1	26	53:08.786	4 laps	1 lap	93.13	1:53.847	16
31	67	ROD	LINNEY/HADFIELD	Lola T70 Mk3B	26	55:31.794	4 laps	2:23.008	89.13	1:54.166	6
32	20	ROD	Chris BALL	Ford GT40	26	1:01:02.812	4 laps	5:31.018	81.08	2:08.775	21
33	62	ROD	Conrad ULRICH	Ford GT40	26	1:01:03.788	4 laps	0.976	81.06	2:13.387	14
34	14	ROD	Oliver BRYANT	Lola T70 Mk3B	25	49:46.186	5 laps	1 lap	95.63	1:54.251	17

NOT CLASSIFIED

DNC 75	ROD	FITZGERALD/SYTNER	Lola T70 Mk3b Spyder	20	48:24.018	10 laps	5 laps	78.66	2:03.216	6
DNC 29	HUL	Keith AHLERS	Cooper Monaco King Cobra	19	42:34.964	11 laps	1 lap	84.94	2:07.074	7
DNC 5	HUL	David HART	Lola T70 Spyder	18	38:54.614	12 laps	1 lap	88.07	2:02.855	6
DNC 64	BAR	Jim MORRIS	Lotus 23B	17	38:57.016	13 laps	1 lap	83.09	2:10.703	6
DNC 37	BON	CATON/CASEY	Lenham P69	17	39:17.827	13 laps	20.811	82.35	2:00.487	12
DNC 80	SIF	TATE/LAWSON	Chevron B16	17	1:02:11.888	13 laps	22:54.061	52.03	2:07.985	15
DNC 2	ROD	WILLS/TWYMAN	McLaren M1C	15	31:19.665	15 laps	2 laps	91.15	1:56.093	4
DNC 32	BON	Steve HODGES	Chevron B8	14	29:44.128	16 laps	1 lap	89.63	2:04.108	6

FASTEST LAP

40	MAR	CROWSON/EVANS	Abarth Osella PA1	16	1:53.847	100.33 mph	161.47 kph
45	ROD	COLOWE/StRETTON	Lola T70 Mk3B (c)	26	1:54.048	100.15 mph	161.19 kph
50	BON	KJALLGREN/LITTLEJOHN	Daren Mk2	21	1:58.190	96.64 mph	155.54 kph
51	SIF	Tim COUSINS	Chevron B23	26	2:00.938	94.45 mph	152.00 kph
70	BAR	Dion KREMER	Elva Mk8	2	2:01.980	93.64 mph	150.70 kph
5	HUL	David HART	Lola T70 Spyder	6	2:02.855	92.97 mph	149.63 kph

Silverstone Historic GP
Circuit Length = 3.1730 miles
Start: 11:21 End: 12:24

Weather / Track : Bright / Dry

These results are provisional until the conclusion of any judicial and technical matters.

Clerk of Course :	Timekeeper :
-------------------	--------------

World Sports Car Masters

RACE 16 - LAP CHART

Lap 1			Lap 2			Lap 3			Lap 4			Lap 5		
No	Behind	Laptime	No	Behind	Laptime	No	Behind	Laptime	No	Behind	Laptime	No	Behind	Laptime
67		1:57.172	67		1:55.587	67		1:55.039	67		1:55.657	67		1:55.346
14	0.602	1:57.774	14	0.278	1:55.263	14	0.214	1:54.975	14	0.118	1:55.561	14	0.157	1:55.385
33	0.883	1:58.055	33	1.391	1:56.095	33	2.095	1:55.743	33	1.488	1:55.050	33	1.474	1:55.332
2	2.316	1:59.488	2	3.828	1:57.099	2	5.090	1:56.301	2	5.526	1:56.093	2	6.449	1:56.269
210	3.309	2:00.481	88	4.818	1:57.056	88	5.877	1:56.098	88	5.813	1:55.593	88	7.050	1:56.583
88	3.349	2:00.521	210	6.071	1:58.349	210	7.685	1:56.653	210	7.800	1:55.772	210	8.222	1:55.768
21	5.896	2:03.068	21	8.252	1:57.943	21	10.406	1:57.193	21	11.960	1:57.211	21	13.769	1:57.155
17	6.274	2:03.446	41	11.735	1:59.814	81	16.241	1:59.228	81	18.790	1:58.206	81	20.974	1:57.530
41	7.508	2:04.680	81	12.052	1:59.942	41	17.541	2:00.845	41	20.980	1:59.096	41	23.768	1:58.134
81	7.697	2:04.869	18	13.425	2:00.306	18	18.840	2:00.454	18	23.103	1:59.920	18	27.590	1:59.833
18	8.706	2:05.878	77	15.543	2:01.428	77	22.458	2:01.954	17	28.448	1:57.910	17	31.129	1:58.027
77	9.702	2:06.874	40	18.087	2:01.945	40	25.780	2:02.732	77	29.448	2:02.647	77	35.144	2:01.042
40	11.729	2:08.901	85	19.408	2:02.187	85	26.086	2:01.717	40	32.661	2:02.538	40	38.249	2:00.934
22	12.112	2:09.284	37	20.057	2:02.298	17	26.195	1:59.607	85	33.028	2:02.599	85	38.900	2:01.218
85	12.808	2:09.980	22	20.156	2:03.631	22	28.782	2:03.665	22	35.855	2:02.730	22	42.541	2:02.032
37	13.346	2:10.518	70	21.162	2:01.980	70	28.924	2:02.801	70	36.348	2:03.081	70	43.379	2:02.377
70	14.769	2:11.941	17	21.627	2:10.940	37	29.953	2:04.935	37	36.759	2:02.463	37	43.770	2:02.357
24	14.914	2:12.086	5	26.061	2:05.883	5	34.667	2:03.645	5	42.443	2:03.433	5	50.434	2:03.337
59	15.607	2:12.779	63	26.760	2:06.272	63	36.180	2:04.459	63	44.244	2:03.721	4	52.577	2:02.842
5	15.765	2:12.937	24	27.905	2:08.578	4	37.297	2:03.508	49	44.947	2:03.212	49	53.003	2:03.402
63	16.075	2:13.247	49	28.579	2:06.441	49	37.392	2:03.852	4	45.081	2:03.441	63	53.926	2:05.028
10	16.843	2:14.015	4	28.828	2:06.589	10	39.776	2:05.831	10	48.576	2:04.457	10	57.768	2:04.538
49	17.725	2:14.897	10	28.984	2:07.728	59	40.310	2:05.326	59	49.156	2:04.503	59	58.583	2:04.773
4	17.826	2:14.998	68	29.282	2:06.744	32	41.656	2:06.886	32	51.312	2:05.313	68	59.399	2:02.981
68	18.125	2:15.297	32	29.809	2:07.013	24	43.098	2:10.232	68	51.764	2:04.106	32	1:02.310	2:06.344
32	18.383	2:15.555	59	30.023	2:10.003	68	43.315	2:09.072	75	54.814	2:06.333	75	1:04.541	2:05.073
50	19.140	2:16.312	3	31.316	2:07.302	3	43.904	2:07.627	24	55.577	2:08.136	24	1:05.983	2:05.752
3	19.601	2:16.773	50	31.884	2:08.331	75	44.138	2:07.146	3	56.147	2:07.900	3	1:07.467	2:06.666
145	20.569	2:17.741	75	32.031	2:06.767	15	45.554	2:07.559	55	57.474	2:07.012	55	1:08.227	2:06.099
75	20.851	2:18.023	15	33.034	2:07.030	55	46.119	2:06.049	72	58.247	2:06.771	72	1:08.659	2:05.758
15	21.591	2:18.763	145	33.958	2:08.976	50	47.019	2:10.174	15	58.379	2:08.482	51	1:09.145	2:05.226
55	21.927	2:19.099	55	35.109	2:08.769	72	47.133	2:06.948	50	59.089	2:07.727	15	1:10.011	2:06.978
51	22.432	2:19.604	72	35.224	2:08.065	145	47.767	2:08.848	51	59.265	2:06.375	36	1:10.907	2:05.232
72	22.746	2:19.918	51	35.534	2:08.689	42	48.296	2:06.584	145	1:00.495	2:08.385	50	1:11.872	2:08.129
29	23.139	2:20.311	42	36.751	2:08.044	51	48.547	2:08.052	36	1:01.021	2:06.454	145	1:13.151	2:08.002
36	23.661	2:20.833	29	37.417	2:09.865	36	50.224	2:07.547	42	1:01.424	2:08.785	42	1:13.557	2:07.479
42	24.294	2:21.466	36	37.716	2:09.642	29	51.158	2:08.780	45	1:01.791	2:05.864	45	1:13.775	2:07.330
20	25.028	2:22.200	45	39.216	2:06.434	45	51.584	2:07.407	29	1:04.056	2:08.555	29	1:16.445	2:07.735
64	25.684	2:22.856	64	41.856	2:11.759	64	59.094	2:12.277	20	1 LAP	4:07.801	20	1 LAP	2:11.645
45	28.369	2:25.541	62	48.839	2:15.275	62	1:11.548	2:17.748	64	1:15.668	2:12.231	64	1:31.538	2:11.216
62	29.151	2:26.323	20	52.446	2:23.005 P				62	1:32.479	2:16.588	62	1:52.262	2:15.129

Weather / Track : Bright / Dry

Silverstone Historic GP
Circuit Length = 3.1730 miles
Start: 11:21 End: 12:24

World Sports Car Masters

RACE 16 - LAP CHART

Lap 6			Lap 7			Lap 8			Lap 9			Lap 10		
No	Behind	Laptime	No	Behind	Laptime	No	Behind	Laptime	No	Behind	Laptime	No	Behind	Laptime
67		1:54.166	67		1:54.501	67		1:54.942	67		1:54.453	67		1:55.304
14	0.301	1:54.310	14	0.273	1:54.473	14	0.246	1:54.915	50	1 LAP	2:08.645	14	0.230	1:55.001
33	2.456	1:55.148	33	7.523	1:59.568	20	2 LAPS	2:12.430	14	0.533	1:54.740	55	1 LAP	2:05.917
2	9.034	1:56.751	2	12.921	1:58.388	33	8.612	1:56.031	29	1 LAP	2:10.543	15	1 LAP	2:06.648
88	9.334	1:56.450	210	13.417	1:57.583	64	1 LAP	2:14.563	33	11.346	1:57.187	145	1 LAP	2:06.899
210	10.335	1:56.279	88	13.441	1:58.608	2	15.134	1:57.155	2	18.400	1:57.719	42	1 LAP	2:05.649
21	16.320	1:56.717	21	18.932	1:57.113	88	15.591	1:57.092	88	19.144	1:58.006	33	12.104	1:56.062
81	24.995	1:58.187	62	1 LAP	2:19.130	210	16.378	1:57.903	210	20.874	1:58.949	50	1 LAP	2:08.933
41	27.929	1:58.327	81	28.287	1:57.793	21	21.197	1:57.207	21	26.933	2:00.189	29	1 LAP	2:07.592
18	32.318	1:58.894	41	31.731	1:58.303	81	30.425	1:57.080	20	2 LAPS	2:13.989	2	19.351	1:56.255
17	34.349	1:57.386	18	35.994	1:58.177	41	35.425	1:58.636	64	1 LAP	2:13.487	210	21.440	1:55.870
77	47.111	2:06.133	17	36.594	1:56.746	17	38.829	1:57.177	81	33.949	1:57.977	88	26.701	2:02.861 P
40	48.547	2:04.464	77	55.023	2:02.413	18	41.252	2:00.200	41	39.391	1:58.419	21	28.416	1:56.787
85	49.149	2:04.415	40	57.095	2:03.049	62	1 LAP	2:16.415	17	42.097	1:57.721	81	35.981	1:57.336
22	51.689	2:03.314	85	57.922	2:03.274	77	1:03.454	2:03.373	18	46.176	1:59.377	41	42.265	1:58.178
37	52.551	2:02.947	22	59.730	2:02.542	40	1:05.658	2:03.505	85	1 LAP	3:38.698	17	43.633	1:56.840
70	52.615	2:03.402	70	1:00.203	2:02.089	22	1:06.989	2:02.201	62	1 LAP	2:14.066	20	2 LAPS	2:12.790
5	59.123	2:02.855	37	1:00.568	2:02.518	70	1:07.614	2:02.353	77	1:11.889	2:02.888	18	49.240	1:58.368
49	1:00.706	2:01.869	5	1:08.288	2:03.666	37	1:07.957	2:02.331	40	1:13.638	2:02.433	64	1 LAP	2:12.439
4	1:01.211	2:02.800	49	1:08.920	2:02.715	5	1:17.927	2:04.581	22	1:15.089	2:02.553	85	1 LAP	2:01.516
63	1:03.800	2:04.040	4	1:09.964	2:03.254	49	1:18.398	2:04.420	70	1:15.965	2:02.804	77	1:18.635	2:02.050
10	1:07.570	2:03.968	63	1:10.591	2:01.292	4	1:18.674	2:03.652	37	1:16.191	2:02.687	40	1:19.885	2:01.551
59	1:08.826	2:04.409	68	1:16.520	2:01.630	68	1:18.981	2:03.332	5	1:26.443	2:02.969	22	1:22.445	2:02.660
68	1:09.391	2:04.158	59	1:19.472	2:05.147	10	1:23.617	2:02.039	4	1:27.529	2:03.308	37	1:23.147	2:02.260
32	1:12.252	2:04.108	10	1:20.011	2:06.942	59	1:28.882	2:04.352	49	1:27.632	2:03.687	70	1:24.197	2:03.536
75	1:13.591	2:03.216	32	1:22.314	2:04.563	10	1:31.246	2:06.177	63	1:27.743	2:03.215	62	1 LAP	2:19.514
24	1:16.951	2:05.134	75	1:23.367	2:04.277	75	1:32.610	2:04.185	68	1:30.797	2:01.633	5	1:34.353	2:03.214
3	1:18.995	2:05.694	24	1:27.165	2:04.715	32	1:33.769	2:06.397	59	1:40.593	2:06.164	63	1:34.960	2:02.521
55	1:20.268	2:06.207	3	1:29.854	2:05.360	24	1:36.888	2:04.665	45	2 LAPS	5:56.444	4	1:35.745	2:03.520
72	1:20.298	2:05.805	55	1:31.371	2:05.604	3	1:40.641	2:05.729	10	1:42.722	2:05.929	49	1:36.096	2:03.768
51	1:20.608	2:05.629	72	1:31.455	2:05.658	36	1:43.021	2:06.223	75	1:43.479	2:05.322	68	1:37.907	2:02.414
36	1:21.343	2:04.602	36	1:31.740	2:04.898	72	1:43.517	2:07.004	32	1:44.244	2:04.928	45	2 LAPS	2:05.923
15	1:21.976	2:06.131	51	1:32.653	2:06.546	51	1:43.865	2:06.154	24	1:46.854	2:04.419	10	1:52.315	2:04.897
50	1:26.507	2:08.801	15	1:34.191	2:06.716	55	1:45.745	2:09.316	36	1:52.835	2:04.267	75	1:52.807	2:04.632
145	1:26.574	2:07.589	145	1:37.520	2:05.447	15	1:46.139	2:06.890	3	1:54.173	2:07.985	59	1:53.753	2:08.464
42	1:26.920	2:07.529	42	1:39.576	2:07.157	145	1:48.455	2:05.877	51	1:54.330	2:04.918	32	1:53.981	2:05.041
45	1:28.836	2:09.227 P	50	1:41.073	2:09.067	42	1:51.116	2:06.482	72	1:54.909	2:05.845	24	1:55.631	2:04.081
29	1:30.587	2:08.308	29	1:43.160	2:07.074									
20	1 LAP	2:13.783												
64	1:48.075	2:10.703												

Weather / Track : Bright / Dry

Silverstone Historic GP
Circuit Length = 3.1730 miles
Start: 11:21 End: 12:24

World Sports Car Masters

RACE 16 - LAP CHART

Lap 11			Lap 12			Lap 13			Lap 14			Lap 15		
No	Behind	Laptime	No	Behind	Laptime	No	Behind	Laptime	No	Behind	Laptime	No	Behind	Laptime
14		1:58.583	14		1:56.935	14		1:54.269	14		1:55.901	14		1:55.959
36	1 LAP	2:04.007	75	1 LAP	2:05.098	80	12 LAPS	25:10.382	5	1 LAP	2:03.312	63	1 LAP	2:02.687
51	1 LAP	2:09.174	32	1 LAP	2:05.119	62	2 LAPS	2:15.716	68	1 LAP	2:03.214	59	2 LAPS	3:29.765
3	1 LAP	2:09.546	45	3 LAPS	2:07.391	67	16.458	1:59.767	50	2 LAPS	3:21.921	4	1 LAP	2:02.369
72	1 LAP	2:08.998	10	1 LAP	2:07.660	10	1 LAP	2:07.082	33	19.501	1:56.848	68	1 LAP	2:04.182
55	1 LAP	2:07.434	59	1 LAP	2:07.093	32	1 LAP	2:08.702	67	20.429	1:59.872 P	50	2 LAPS	2:00.455
67	11.020	2:09.833	24	1 LAP	2:05.323	24	1 LAP	2:06.959	80	12 LAPS	2:12.434	5	1 LAP	2:08.770 P
33	11.598	1:58.307	36	1 LAP	2:03.793	45	3 LAPS	2:09.028	24	1 LAP	2:04.892	33	18.318	1:54.776
15	1 LAP	2:08.088	67	10.960	1:56.875	33	18.554	1:57.673	41	1 LAP	1:59.343	41	1 LAP	1:57.057
145	1 LAP	2:06.023	33	15.150	2:00.487	36	1 LAP	2:06.013	210	27.781	1:58.791	210	28.780	1:56.958
42	1 LAP	2:06.370	51	1 LAP	2:04.627	2	23.366	1:58.035	2	29.417	2:01.952 P	75	2 LAPS	3:49.406
2	17.333	1:56.795	2	19.600	1:59.202	41	1 LAP	3:29.830	10	1 LAP	2:08.294	24	1 LAP	2:07.896 P
210	18.661	1:56.034	210	22.087	2:00.361	210	24.891	1:57.073	32	1 LAP	2:08.965	21	39.600	1:58.784
50	1 LAP	2:08.206	55	1 LAP	2:09.423	59	1 LAP	2:15.070 P	45	3 LAPS	2:08.512	10	1 LAP	2:07.883 P
29	1 LAP	2:09.152	72	1 LAP	2:10.565	51	1 LAP	2:07.044	36	1 LAP	2:06.311	36	1 LAP	2:05.662
21	27.108	1:57.505	145	1 LAP	2:07.780	72	1 LAP	2:05.425	51	1 LAP	2:02.725	45	3 LAPS	2:07.278
81	34.816	1:57.648	15	1 LAP	2:09.263	145	1 LAP	2:05.642	21	36.775	1:57.497	51	1 LAP	2:03.740
17	41.189	1:56.369	3	1 LAP	2:12.541	21	35.179	2:01.716	62	2 LAPS	2:24.064 P	81	48.599	2:00.349
41	45.169	2:01.717 P	42	1 LAP	2:08.297	75	1 LAP	2:28.557 P	81	44.209	2:00.767	80	12 LAPS	2:21.236
18	49.972	1:59.545	21	27.732	1:57.559	55	1 LAP	2:08.360	145	1 LAP	2:05.614	32	1 LAP	2:15.194 P
85	1 LAP	2:02.678	81	35.167	1:57.286	15	1 LAP	2:07.529	17	48.175	2:00.011	17	50.098	1:57.882
20	2 LAPS	2:11.806	50	1 LAP	2:10.705 P	42	1 LAP	2:07.576	72	1 LAP	2:10.088	145	1 LAP	2:10.074 P
64	1 LAP	2:12.688	29	1 LAP	2:09.796	81	39.343	1:58.445	15	1 LAP	2:08.676	72	1 LAP	2:06.192
40	1:22.708	2:01.636	17	40.374	1:56.120	3	1 LAP	2:08.425	3	1 LAP	2:09.096	15	1 LAP	2:05.998
77	1:23.200	2:03.378	18	51.960	1:58.923	17	44.065	1:57.960	42	1 LAP	2:09.875	42	1 LAP	2:05.479
37	1:25.918	2:01.584	85	1 LAP	2:03.417	29	1 LAP	2:08.758	18	1:01.148	2:00.342	3	1 LAP	2:07.239
22	1:26.524	2:02.892	88	1 LAP	4:32.979	18	56.707	1:59.016	40	1 LAP	3:20.749	40	1 LAP	1:54.808
70	1:27.769	2:02.385	20	2 LAPS	2:09.537	88	1 LAP	2:00.708	55	1 LAP	2:24.828	18	1:05.428	2:00.239
4	1:40.215	2:03.283	64	1 LAP	2:11.001	85	1 LAP	2:03.719	29	1 LAP	2:10.154	88	1 LAP	1:59.487
63	1:40.340	2:04.193	77	1:27.565	2:01.300	20	2 LAPS	2:09.223	88	1 LAP	1:58.862	55	1 LAP	2:08.812 P
49	1:41.007	2:03.724	37	1:29.470	2:00.487	64	1 LAP	2:11.093	85	1 LAP	2:02.973	29	1 LAP	2:07.825
5	1:41.086	2:05.546	22	1:32.616	2:03.027	77	1:35.130	2:01.834	49	1 LAP	3:31.167	37	1 LAP	3:42.065
68	1:41.500	2:02.406	70	1:33.838	2:03.004	37	1:39.384	2:04.183 P	20	2 LAPS	2:09.283	85	1 LAP	2:15.121 P
62	1 LAP	2:18.083	40	1:34.535	2:08.762 P	22	1:41.726	2:03.379	77	1:40.803	2:01.574	49	1 LAP	2:02.984
			63	1:44.410	2:01.005	70	1:42.126	2:02.557	70	1:49.945	2:03.720	67	1:50.962	3:26.492
			4	1:45.810	2:02.530	63	1:51.215	2:01.074	64	1 LAP	2:12.744	77	1:53.713	2:08.869 P
			5	1:47.705	2:03.554	4	1:53.751	2:02.210	22	1:51.051	2:05.226 P			
			68	1:48.921	2:04.356									
			49	1:52.256	2:08.184 P									

Weather / Track : Bright / Dry

Silverstone Historic GP
Circuit Length = 3.1730 miles
Start: 11:21 End: 12:24

World Sports Car Masters

RACE 16 - LAP CHART

Lap 16			Lap 17			Lap 18			Lap 19			Lap 20		
No	Behind	Laptime	No	Behind	Laptime	No	Behind	Laptime	No	Behind	Laptime	No	Behind	Laptime
14		1:56.193	14		1:54.251	14		2:03.127 P	14		3:23.066	14		1:54.996
20	3 LAPS	2:14.470 P	70	1 LAP	2:03.680	21	1 LAP	3:15.707	85	2 LAPS	2:02.047	55	2 LAPS	2:05.524
70	1 LAP	2:05.235	63	1 LAP	2:01.736	63	1 LAP	2:01.778	72	1 LAP	2:09.237 P	88	1 LAP	1:58.893
63	1 LAP	2:02.844	24	2 LAPS	3:28.335	81	1 LAP	3:18.243	15	1 LAP	2:07.338	85	2 LAPS	2:03.616
4	1 LAP	2:02.657	33	21.317	1:56.163	70	1 LAP	2:08.281 P	33	19.929	3:24.672	29	2 LAPS	3:36.034 P
64	2 LAPS	2:12.221	59	2 LAPS	2:04.640	33	18.323	2:00.133 P	70	1 LAP	3:28.190	62	3 LAPS	2:15.598
59	2 LAPS	2:03.551	10	2 LAPS	3:31.950	50	2 LAPS	2:00.052	22	1 LAP	2:05.575	33	23.901	1:58.968
50	2 LAPS	1:59.934	50	2 LAPS	2:00.105	24	2 LAPS	2:06.608	21	34.254	1:57.512	15	1 LAP	2:08.422
33	19.405	1:57.280	4	1 LAP	2:06.711 P	59	2 LAPS	2:04.307	80	12 LAPS	2:19.070 P	63	1 LAP	3:26.080
68	1 LAP	2:10.227 P	64	2 LAPS	2:12.676	10	2 LAPS	2:03.527	67	37.531	2:03.822	70	1 LAP	2:02.395
41	1 LAP	1:55.871	41	1 LAP	1:56.377	41	1 LAP	1:56.373	49	1 LAP	2:04.186	21	35.465	1:56.207
210	28.619	1:56.032	210	32.648	1:58.280	37	2 LAPS	2:32.893 P	210	39.786	3:30.723	22	1 LAP	2:03.961
2	1 LAP	3:52.163 P	145	2 LAPS	3:30.080	210	32.129	2:02.608 P	68	1 LAP	2:05.188	67	43.042	2:00.507
62	3 LAPS	3:45.647	62	3 LAPS	2:13.387	17	1 LAP	3:34.118	5	1 LAP	2:05.049	68	1 LAP	2:00.554
21	42.467	1:59.060 P	75	2 LAPS	2:04.055	77	2 LAPS	4:37.459	64	2 LAPS	3:28.046	49	1 LAP	2:03.046
75	2 LAPS	2:06.985	51	1 LAP	2:04.584	64	2 LAPS	2:15.016 P	81	51.487	1:58.884	210	48.489	2:03.699
36	1 LAP	2:03.913	45	3 LAPS	2:05.213	145	2 LAPS	2:06.040	41	54.380	1:55.872	41	56.279	1:56.895
45	3 LAPS	2:03.857	40	1 LAP	1:53.847	18	1 LAP	3:24.648	50	1 LAP	2:01.144	50	1 LAP	2:00.146
51	1 LAP	2:01.978	55	2 LAPS	3:36.351	42	2 LAPS	3:33.749	20	3 LAPS	2:14.652	81	1:11.007	2:14.516
81	54.971	2:02.565 P	36	1 LAP	2:10.770 P	40	1 LAP	1:55.871	4	1 LAP	2:08.860	17	1:11.196	2:00.380
17	55.722	2:01.817 P	72	1 LAP	2:06.347	75	2 LAPS	2:06.552	10	1 LAP	2:01.879	4	1 LAP	2:08.949
40	1 LAP	1:56.241	80	12 LAPS	2:10.262	45	3 LAPS	2:06.164	17	1:05.812	1:59.388	10	1 LAP	2:05.648
80	12 LAPS	2:13.803	85	2 LAPS	3:35.015	51	1 LAP	2:09.597 P	37	2 LAPS	4:04.239 P	20	3 LAPS	2:13.893
72	1 LAP	2:06.787	88	1 LAP	1:59.696	55	2 LAPS	2:06.163	36	1 LAP	2:06.223	36	1 LAP	2:04.556
15	1 LAP	2:07.206	15	1 LAP	2:07.946	62	3 LAPS	2:19.583	24	1 LAP	2:07.343	59	1 LAP	2:04.733
3	1 LAP	2:06.240	3	1 LAP	2:08.083	88	1 LAP	1:59.557	59	1 LAP	2:06.641	40	1:21.683	1:54.084
18	1:17.734	2:08.499 P	22	1 LAP	2:05.963	85	2 LAPS	2:03.836	18	1:22.314	1:59.352	24	1 LAP	2:06.475
42	1 LAP	2:11.735 P	29	1 LAP	2:08.995	72	1 LAP	2:07.489	40	1:22.595	1:55.241	18	1:27.536	2:00.218
88	1 LAP	1:58.688	20	3 LAPS	3:46.967	15	1 LAP	2:07.818	51	1 LAP	3:44.839	51	1 LAP	2:03.342
22	1 LAP	3:33.590	68	1 LAP	3:27.364	3	1 LAP	2:13.127 P	145	1 LAP	2:05.228	145	1 LAP	2:05.088
29	1 LAP	2:09.358	49	1 LAP	2:04.319	80	12 LAPS	2:18.501	75	1 LAP	2:05.415	72	1 LAP	3:30.399
49	1 LAP	2:03.600	67	2:00.498	2:01.226	22	1 LAP	2:05.838	3	1 LAP	3:31.316	77	1 LAP	2:04.960
37	1 LAP	2:17.062	5	1 LAP	2:04.479	67	1:56.775	1:59.404	42	1 LAP	2:06.394			
5	1 LAP	3:34.376				49	1 LAP	2:03.635	77	1 LAP	2:03.442			
67	1:53.523	1:58.754				68	1 LAP	2:04.177	45	2 LAPS	2:06.652 P			
						29	1 LAP	2:14.526 P						
						21	1:59.808	1:59.012						
						5	1 LAP	2:03.008						
						20	3 LAPS	2:15.012						
						4	1 LAP	3:55.171						
						81	2:15.669	1:59.833						
						50	1 LAP	1:59.000						

Weather / Track : Bright / Dry

Silverstone Historic GP
Circuit Length = 3.1730 miles
Start: 11:21 End: 12:24

World Sports Car Masters

RACE 16 - LAP CHART

Lap 21			Lap 22			Lap 23			Lap 24			Lap 25		
No	Behind	Laptime	No	Behind	Laptime	No	Behind	Laptime	No	Behind	Laptime	No	Behind	Laptime
14		1:56.915	14		1:55.509	14		1:55.779	14		1:56.494	14		1:55.812
3	2 LAPS	2:07.846	72	2 LAPS	2:06.140	145	2 LAPS	2:05.291	51	2 LAPS	2:04.066	4	2 LAPS	2:06.595
88	1 LAP	1:58.210	77	2 LAPS	2:01.722	88	1 LAP	1:57.211	20	4 LAPS	2:12.207	24	2 LAPS	2:05.372
42	2 LAPS	2:08.025	88	1 LAP	2:01.618	72	2 LAPS	2:06.951	88	1 LAP	1:58.167	51	2 LAPS	2:02.547
75	2 LAPS	2:13.546 P	3	2 LAPS	2:07.491	77	2 LAPS	2:02.339	145	2 LAPS	2:05.965	88	1 LAP	1:57.078
55	2 LAPS	2:04.533	42	2 LAPS	2:07.359	3	2 LAPS	2:07.157	77	2 LAPS	2:02.675	20	4 LAPS	2:08.775
85	2 LAPS	2:04.549	55	2 LAPS	2:04.364	55	2 LAPS	2:04.414	72	2 LAPS	2:07.070	145	2 LAPS	2:05.213
80	13 LAPS	3:40.797	85	2 LAPS	2:02.714	42	2 LAPS	2:07.777	75	4 LAPS	6:16.068 P	77	2 LAPS	2:01.909
33	27.152	2:00.166	33	30.977	1:59.334	15	2 LAPS	3:37.792 P	55	2 LAPS	2:05.118	72	2 LAPS	2:06.892
29	2 LAPS	2:11.603	21	39.664	1:57.586	33	33.916	1:58.718	3	2 LAPS	2:07.294	33	41.578	2:00.439
63	1 LAP	2:03.226	63	1 LAP	2:02.904	85	2 LAPS	2:04.591	42	2 LAPS	2:06.706	21	41.742	1:58.230
21	37.587	1:59.037	80	13 LAPS	2:14.735	21	39.604	1:55.719	33	36.951	1:59.529	55	2 LAPS	2:04.030
70	1 LAP	2:05.122	70	1 LAP	2:04.256	63	1 LAP	2:01.417	21	39.324	1:56.214	3	2 LAPS	2:09.905
62	3 LAPS	2:18.056	67	49.766	1:59.211	70	1 LAP	2:04.765	85	2 LAPS	2:04.002	42	2 LAPS	2:09.938
15	1 LAP	2:12.642 P	22	1 LAP	2:03.662	67	59.426	2:05.439	15	2 LAPS	2:24.901	85	2 LAPS	2:03.514
67	46.064	1:59.937	68	1 LAP	2:01.753	41	1:01.032	1:57.233	41	1:00.562	1:56.024	41	1:00.722	1:55.972
22	1 LAP	2:05.095	41	59.578	1:57.798	80	13 LAPS	2:15.831	70	1 LAP	2:03.647	15	2 LAPS	2:07.596
68	1 LAP	2:00.975	49	1 LAP	2:04.634	22	1 LAP	2:04.347	63	1 LAP	2:14.119 P	70	1 LAP	2:03.487
49	1 LAP	2:02.363	210	1:02.164	2:04.437	68	1 LAP	2:02.871	68	1 LAP	2:01.489	68	1 LAP	2:02.072
210	53.236	2:01.662	62	3 LAPS	2:18.299	210	1:07.302	2:00.917	22	1 LAP	2:02.761	22	1 LAP	2:02.609
41	57.289	1:57.925	50	1 LAP	1:58.190	49	1 LAP	2:03.372	50	1 LAP	1:59.254	50	1 LAP	1:59.163
50	1 LAP	1:58.997	17	1:14.259	1:57.582	50	1 LAP	1:59.864	210	1:15.122	2:04.314	17	1:19.378	1:57.356
17	1:12.186	1:57.905	81	1:18.570	1:58.412	17	1:16.634	1:58.154	49	1 LAP	2:02.549	40	1:22.492	1:56.539
81	1:15.667	2:01.575	40	1:21.524	1:54.920	81	1:21.541	1:58.750	17	1:17.834	1:57.694	49	1 LAP	2:03.703
10	1 LAP	2:02.283	45	3 LAPS	1:57.289	40	1:21.980	1:56.235	40	1:21.765	1:56.279	210	1:23.729	2:04.419
40	1:22.113	1:57.345	10	1 LAP	2:03.058	62	3 LAPS	2:17.949	80	13 LAPS	2:16.272	45	3 LAPS	1:56.781
45	3 LAPS	3:25.097	18	1:36.588	2:01.507	45	3 LAPS	1:56.223	81	1:24.566	1:59.519	81	1:29.121	2:00.367
4	1 LAP	2:08.351	36	1 LAP	2:05.913	10	1 LAP	2:02.179	45	3 LAPS	1:56.281	80	13 LAPS	2:11.382
36	1 LAP	2:04.077	4	1 LAP	2:08.239	18	1:39.890	1:59.081	67	1:36.216	2:33.284 P	10	1 LAP	2:00.523
59	1 LAP	2:05.619	59	1 LAP	2:04.741	36	1 LAP	2:03.683	10	1 LAP	2:02.364	18	1:46.019	1:58.842
18	1:30.590	1:59.969	24	1 LAP	2:06.370	59	1 LAP	2:03.622	18	1:42.989	1:59.593	36	1 LAP	2:05.100
20	3 LAPS	2:11.582	20	3 LAPS	2:11.141	4	1 LAP	2:06.243	62	3 LAPS	2:17.436	59	1 LAP	2:05.609
24	1 LAP	2:07.004	51	1 LAP	2:03.662	24	1 LAP	2:04.943	36	1 LAP	2:05.508	62	3 LAPS	2:16.132
51	1 LAP	2:03.297							59	1 LAP	2:04.174	24	1 LAP	2:04.588
145	1 LAP	2:06.125										88	2:10.727	1:58.034
												4	1 LAP	2:07.252
												51	1 LAP	2:02.242
												77	1 LAP	2:01.681
												145	1 LAP	2:06.514
												20	3 LAPS	2:10.509

Weather / Track : Bright / Dry

Silverstone Historic GP
Circuit Length = 3.1730 miles
Start: 11:21 End: 12:24

World Sports Car Masters

RACE 16 - LAP CHART

Lap 26			Lap 27			Lap 28			Lap 29			Lap 30		
No	Behind	Laptime	No	Behind	Laptime	No	Behind	Laptime	No	Behind	Laptime	No	Behind	Laptime
21		1:56.250	21		1:57.230	21		1:58.158	21		1:58.006	21		2:00.269
33	2.341	1:58.755	33	3.574	1:58.463	33	4.537	1:59.121	33	4.723	1:58.192	33	2.220	1:57.766
72	2 LAPS	2:08.397	20	4 LAPS	2:09.747	145	2 LAPS	2:06.840	41	15.037	1:56.328	77	2 LAPS	2:06.106
55	2 LAPS	2:03.491	72	2 LAPS	2:06.852	62	4 LAPS	2:18.565	145	2 LAPS	2:05.633	4	2 LAPS	2:08.947
85	2 LAPS	2:04.589	55	2 LAPS	2:03.718	41	16.715	1:56.775	55	2 LAPS	2:05.330	41	11.088	1:56.320
41	19.390	1:56.660	41	18.098	1:55.938	20	4 LAPS	2:12.071	62	4 LAPS	2:16.974	145	2 LAPS	2:05.381
42	2 LAPS	2:07.198	85	2 LAPS	2:02.751	55	2 LAPS	2:04.114	72	2 LAPS	2:05.700	55	2 LAPS	2:03.529
67	1 LAP	3:27.209	42	2 LAPS	2:05.383	72	2 LAPS	2:06.507	20	4 LAPS	2:09.760	72	2 LAPS	2:06.397
3	2 LAPS	2:21.549	63	3 LAPS	6:04.413	85	2 LAPS	2:02.962	85	2 LAPS	2:03.749	45	3 LAPS	1:58.253
68	1 LAP	2:01.257	17	43.029	2:00.834	42	2 LAPS	2:07.203	17	39.021	1:56.253	17	37.606	1:58.854
15	2 LAPS	2:06.324	68	1 LAP	2:04.294	17	40.774	1:55.903	45	3 LAPS	1:54.048	85	2 LAPS	2:06.388
70	1 LAP	2:05.869	50	1 LAP	2:01.015	45	3 LAPS	1:55.741	42	2 LAPS	2:06.835	20	4 LAPS	2:14.534
17	39.425	1:58.039	45	3 LAPS	1:56.316	63	3 LAPS	2:04.866	68	1 LAP	1:59.160	62	4 LAPS	2:17.005
22	1 LAP	2:03.341	3	2 LAPS	2:11.590	68	1 LAP	2:01.343	63	3 LAPS	2:02.839	68	1 LAP	2:01.082
50	1 LAP	2:02.971	22	1 LAP	2:04.162	50	1 LAP	2:01.425	50	1 LAP	1:59.194	81	50.313	1:59.848
40	44.608	2:00.108 P	70	1 LAP	2:07.880	81	51.484	1:58.534	81	50.734	1:57.256	50	1 LAP	2:02.348
45	3 LAPS	1:56.157	15	2 LAPS	2:09.536	22	1 LAP	2:04.035	22	1 LAP	2:02.830	42	2 LAPS	2:09.383
210	47.892	2:02.155	81	51.108	1:59.104	70	1 LAP	2:03.936	70	1 LAP	2:02.388	63	3 LAPS	2:05.812
49	1 LAP	2:02.859	210	52.273	2:01.611	210	57.258	2:03.143	210	59.852	2:00.600	210	1:00.300	2:00.717
81	49.234	1:58.105	49	1 LAP	2:02.892	15	2 LAPS	2:08.705	15	2 LAPS	2:06.033	22	1 LAP	2:05.171
10	1 LAP	2:01.175	67	1 LAP	2:37.995 P	3	2 LAPS	2:12.826	3	2 LAPS	2:05.535	70	1 LAP	2:12.039
80	13 LAPS	2:14.742	10	1 LAP	2:01.915	10	1 LAP	2:02.145	10	1 LAP	2:01.381	3	2 LAPS	2:06.818
18	1:15.775	2:07.748	18	1:17.772	1:59.227	18	1:19.201	1:59.587	18	1:21.054	1:59.859	15	2 LAPS	2:08.750
36	1 LAP	2:03.053	80	13 LAPS	2:08.236	49	1 LAP	2:31.999 P	88	1:26.982	1:55.978	18	1:21.346	2:00.561
59	1 LAP	2:03.308	88	1:30.121	1:56.978	88	1:29.010	1:57.047	80	13 LAPS	2:08.009	88	1:21.812	1:55.099
88	1:30.373	1:57.638	36	1 LAP	2:04.046	80	13 LAPS	2:07.985	36	1 LAP	2:04.415	10	1 LAP	2:01.966
51	1 LAP	2:02.705	59	1 LAP	2:04.479	36	1 LAP	2:05.050	51	1 LAP	2:02.714	51	1 LAP	2:02.518
24	1 LAP	2:06.433	51	1 LAP	2:00.938	59	1 LAP	2:03.937	59	1 LAP	2:04.574	36	1 LAP	2:04.883
4	1 LAP	2:06.506	24	1 LAP	2:03.894	51	1 LAP	2:01.705	24	1 LAP	2:04.766	80	13 LAPS	2:08.211
62	3 LAPS	2:17.116	4	1 LAP	2:05.913	24	1 LAP	2:04.496				59	1 LAP	2:04.881
77	1 LAP	2:01.244	77	1 LAP	2:01.184	4	1 LAP	2:06.744				24	1 LAP	2:04.532
145	1 LAP	2:05.395				77	1 LAP	2:02.038						

Weather / Track : Bright / Dry

Silverstone Historic GP
Circuit Length = 3.1730 miles
Start: 11:21 End: 12:24



SILVERSTONE CLASSIC

Silverstone

23rd - 25th July 2010



Results Provided by Timing Solutions Ltd
www.tsl-timing.com

Masters 'Gentleman Drivers' pre-66 GT

QUALIFYING - RACE 5 - CLASSIFICATION

POS	NO	CL	NAME	ENTRY	TIME	ON	LAPS	GAP	DIFF	MPH
1	33	C3	MINSHAW/STRETTON	Jaguar E-type	2:09.803	2	9			88.00
2	72	C3	HALL/WOLFE	AC Cobra	2:10.140	2	10	0.337	0.337	87.77
3	15	C3	BRYANT/BRYANT	AC Cobra	2:11.004	7	8	1.201	0.864	87.19
4	87	C3	MONTEVERDE/PEARSON	Jaguar E-type	2:11.017	5	10	1.214	0.013	87.18
5	2	C3	VOYAZIDES/HADFIELD	AC Cobra	2:11.400	8	11	1.597	0.383	86.93
6	55	C3	MELLING/MINSHAW	Jaguar E-type	2:11.438	5	10	1.635	0.038	86.90
7	25	C3	WEBB/CUNNINGHAM	Jaguar E-type	2:11.491	5	9	1.688	0.053	86.87
8	19	C3	INGRAM/CHILES	AC Cobra	2:11.913	7	8	2.110	0.422	86.59
9	43	C3	WILLS/TWYMAN	Bizzarrini 5300 GT	2:12.164	6	9	2.361	0.251	86.42
10	53	C3	PEARSON/OLIVER	Jaguar E-type	2:12.416	4	10	2.613	0.252	86.26
11	94	C3	CLARK/FISKEN	Jaguar E-type	2:13.218	10	11	3.415	0.802	85.74
12	80	C3	ECKFORD/BEIGHTON	Sunbeam Le Mans Tiger	2:13.516	10	10	3.713	0.298	85.55
13	10	C3	BAILLY/BAILLY	AC Cobra	2:13.844	8	10	4.041	0.328	85.34
14	81	C3	TANDY/CHAMBERS	Jaguar E-type	2:13.880	5	9	4.077	0.036	85.32
15	11	C3	David HART	Bizzarrini 5300 GT	2:14.556	5	9	4.753	0.676	84.89
16	17	C3	HENDERSON/B-EDWARDS	AC Cobra	2:14.649	8	9	4.846	0.093	84.83
17	16	C3	GALLIERS-P/B-EDWARDS	Jaguar E-type	2:14.672	4	10	4.869	0.023	84.82
18	47	C3	Chris SCRAGG	Jaguar E-type	2:14.792	8	9	4.989	0.120	84.74
19	95	C3	WEAVERS/BATENBURG	Chevrolet Corvette	2:16.509	7	10	6.706	1.717	83.67
20	71	C2	GRACE/WELCH	Austin-Healey 3000 Mkl	2:16.731	4	10	6.928	0.222	83.54
21	7	C3	FRIEDRICH/CLARK	Aston Martin DP214	2:17.173	7	8	7.370	0.442	83.27
22	38	C3	WHALE/WHALE	Shelby Mustang GT350	2:17.321	1	8	7.518	0.148	83.18
23	37	C3	WALKER/REDHOUSE	Jaguar E-type	2:17.592	4	9	7.789	0.271	83.02
24	29	C2	AHLERS/BELLINGER	Morgan SLR	2:18.430	3	8	8.627	0.838	82.51
25	88	C3	Jeffrey PATTINSON	Shelby Mustang GT350	2:18.452	7	10	8.649	0.022	82.50
26	61	C2	OREBI GANN/BOURNE	Morgan SLR	2:18.929	5	10	9.126	0.477	82.22
27	27	B2	NAISMITH/YOUNG	Aston Martin DB4	2:19.121	4	9	9.318	0.192	82.10
28	69	C3	KINCH/KINCH	Ferrari 250 GTO Drogo	2:19.700	4	9	9.897	0.579	81.76
29	73	C2	CLARKSON/WILLIAMS	Austin-Healey 3000 Mkl	2:20.140	3	9	10.337	0.440	81.51
30	48	C2	HENDERSON/WILLIAMS	Austin-Healey 3000 Mkl	2:20.264	3	9	10.461	0.124	81.43
31	22	C1	LAWLEY/SMITH	MGB	2:20.377	4	10	10.574	0.113	81.37
32	28	C3	STEPHENSON/STEPHENSON	Aston Martin DB5	2:20.689	8	10	10.886	0.312	81.19
33	12	C1	BEGBIE/LEES	TVR Grantura	2:21.775	3	10	11.972	1.086	80.57
34	64	C2	LEVETT-PRINSEP/WYKEHAM	Austin-Healey 3000 Mkl	2:21.902	8	10	12.099	0.127	80.49
35	66	C2	PEARSON/DEVINE	Triumph TR4	2:22.198	3	7	12.395	0.296	80.33
36	70	C2	KREMER/KREMER	Morgan Plus 4 Supersports	2:22.322	3	9	12.519	0.124	80.26
37	40	C1	DRAPER/DRAPER	Alfa Romeo Giulia TZ1	2:23.466	5	9	13.663	1.144	79.62
38	30	C3	GIBBON/HALL	Chevrolet Corvette Stingray	2:25.215	6	9	15.412	1.749	78.66
39	77	C3	BLOOHN/NUNN	Shelby Mustang GT350	2:25.735	7	9	15.932	0.520	78.38
40	82	C1	PAUL/WELLS	TVR Grantura	2:26.157	5	10	16.354	0.422	78.15
41	99	C1	BIANCHI/BIANCHI	MGB	2:26.901	3	9	17.098	0.744	77.75
42	23	C1	POOLE/TUCKEY	MGB	2:26.979	2	4	17.176	0.078	77.71
43	46	C1	GREEN/GREEN	MGB	2:27.219	9	9	17.416	0.240	77.59
44	49	C1	WARBURTON/MOORES	Alfa Romeo Giulia TZ1	2:27.641	7	9	17.838	0.422	77.36
45	39	C1	OLIVER/BENJAMIN	Porsche 911	2:27.935	4	9	18.132	0.294	77.21
46	101	C2	Karl WETHERELL	Triumph TR4	2:27.987	4	8	18.184	0.052	77.18
47	96	C1	Mike BELL	Gilbern 1800GT	2:28.733	5	7	18.930	0.746	76.80
48	86	B2	COOKE/DOWD	Aston Martin DB4	2:29.180	9	9	19.377	0.447	76.57
49	50	C1	BATEMAN/ATKINS	Lotus Elan S2	2:31.595	7	9	21.792	2.415	75.35
50	18	B2	RAWE/ARCHER	Aston Martin DB4	2:48.495	2	2	38.692	16.900	67.79
51	4	C3	JOHNSON/REUBEN	TVR Griffith		0	2			
52	44	C3	BRONSON/SMITHIES	Chevrolet Corvette		0	2			

Car 38 - Transponder not working - please fix before the race

Silverstone Historic GP
Circuit Length = 3.1730 miles
Start: 14:44 End: 15:12

Weather / Track : Cloudy / Dry
These results are provisional until the conclusion of any judicial and technical matters.

Clerk of Course :	Timekeeper :
-------------------	--------------

Masters 'Gentleman Drivers' pre-66 GT
QUALIFYING - RACE 5 - LAP ANALYSIS

2	VOYAZIDES/HADFIELD		C3 AC Cobra				
1 -	2:20.537	+ 9.137	14:47:32.647	7 -	2:11.529	+ 0.129	15:01:52.448
2 -	2:14.206	+ 2.806	14:49:46.853	8 -	2:11.400		15:04:03.848
3 -	2:13.978	+ 2.578	14:52:00.831	9 -	2:20.147	+ 8.747	15:06:23.995
4 -	2:23.178 P	+ 11.778	14:54:24.009	10 -	2:17.546	+ 6.146	15:08:41.541
5 -	3:03.736	+ 52.336	14:57:27.745	11 -	2:15.401	+ 4.001	15:10:56.942
6 -	2:13.174	+ 1.774	14:59:40.919				
4	JOHNSON/REUBEN		C3 TVR Griffith				
1 -	2:23.402	- 03:58:31.374	14:47:33.678	2 -	3:39.398 P	- 03:57:15.378	14:51:13.076
7	FRIEDRICHS/CLARK		C3 Aston Martin DP214				
1 -	2:33.031	+ 15.858	14:48:49.496	5 -	2:28.763 P	+ 11.590	14:58:28.471
2 -	2:27.660	+ 10.487	14:51:17.156	6 -	3:22.027	+ 1:04.854	15:01:50.498
3 -	2:21.382	+ 4.209	14:53:38.538	7 -	2:17.173		15:04:07.671
4 -	2:21.170	+ 3.997	14:55:59.708	8 -	2:53.620 P	+ 36.447	15:07:01.291
10	BAILLY/BAILLY		C3 AC Cobra				
1 -	2:18.655	+ 4.811	14:47:40.450	6 -	2:19.989 P	+ 6.145	14:59:06.746
2 -	2:19.049	+ 5.205	14:49:59.499	7 -	3:11.542	+ 57.698	15:02:18.288
3 -	2:16.999	+ 3.155	14:52:16.498	8 -	2:13.844		15:04:32.132
4 -	2:15.037	+ 1.193	14:54:31.535	9 -	2:35.497 P	+ 21.653	15:07:07.629
5 -	2:15.222	+ 1.378	14:56:46.757	10 -	3:58.015	+ 1:44.171	15:11:05.644
11	David HART		C3 Bizzarrini 5300 GT				
1 -	2:25.123	+ 10.567	14:48:24.727	6 -	2:15.918	+ 1.362	14:59:48.169
2 -	2:19.659	+ 5.103	14:50:44.386	7 -	2:18.135 P	+ 3.579	15:02:06.304
3 -	2:17.685	+ 3.129	14:53:02.071	8 -	6:30.283	+ 4:15.727	15:08:36.587
4 -	2:15.624	+ 1.068	14:55:17.695	9 -	2:17.493	+ 2.937	15:10:54.080
5 -	2:14.556		14:57:32.251				
12	BEGBIE/LEES		C1 TVR Grantura				
1 -	2:24.103	+ 2.328	14:47:54.483	6 -	2:31.508 P	+ 9.733	14:59:59.955
2 -	2:22.840	+ 1.065	14:50:17.323	7 -	3:31.593	+ 1:09.818	15:03:31.548
3 -	2:21.775		14:52:39.098	8 -	2:30.806	+ 9.031	15:06:02.354
4 -	2:26.486	+ 4.711	14:55:05.584	9 -	2:36.726	+ 14.951	15:08:39.080
5 -	2:22.863	+ 1.088	14:57:28.447	10 -	2:31.573	+ 9.798	15:11:10.653
15	BRYANT/BRYANT		C3 AC Cobra				
1 -	2:26.689	+ 15.685	14:48:45.005	5 -	2:28.374 P	+ 17.370	14:58:10.595
2 -	2:19.688	+ 8.684	14:51:04.693	6 -	3:25.041	+ 1:14.037	15:01:35.636
3 -	2:19.959	+ 8.955	14:53:24.652	7 -	2:11.004		15:03:46.640
4 -	2:17.569	+ 6.565	14:55:42.221	8 -	2:43.197 P	+ 32.193	15:06:29.837
16	GALLIERS-P/B-EDWARDS		C3 Jaguar E-type				
1 -	2:17.557	+ 2.885	14:47:36.701	6 -	4:22.259	+ 2:07.587	15:01:16.093
2 -	2:19.450	+ 4.778	14:49:56.151	7 -	2:26.023	+ 11.351	15:03:42.116
3 -	2:15.302	+ 0.630	14:52:11.453	8 -	2:32.346	+ 17.674	15:06:14.462
4 -	2:14.672		14:54:26.125	9 -	2:37.874	+ 23.202	15:08:52.336
5 -	2:27.709 P	+ 13.037	14:56:53.834	10 -	2:28.847	+ 14.175	15:11:21.183
17	HENDERSON/B-EDWARDS		C3 AC Cobra				
1 -	2:20.443	+ 5.794	14:47:37.064	6 -	3:23.186	+ 1:08.537	15:00:33.275
2 -	2:27.204	+ 12.555	14:50:04.268	7 -	2:15.698	+ 1.049	15:02:48.973
3 -	2:19.039	+ 4.390	14:52:23.307	8 -	2:14.649		15:05:03.622
4 -	2:21.074	+ 6.425	14:54:44.381	9 -	2:32.771 P	+ 18.122	15:07:36.393
5 -	2:25.708 P	+ 11.059	14:57:10.089				
18	RAWE/ARCHER		B2 Aston Martin DB4				
1 -	2:39.923	+ 8.572	14:48:47.633	2 -	2:48.495		14:51:36.128

Weather / Track : Cloudy / Dry

Silverstone Historic GP
 Circuit Length = 3.1730 miles
 Start: 14:44 End: 15:12

Masters 'Gentleman Drivers' pre-66 GT
QUALIFYING - RACE 5 - LAP ANALYSIS

19	INGRAM/CHILES		C3 AC Cobra				
1 -	2:23.490	+ 11.577	14:48:47.713	5 -	2:12.862	+ 0.949	14:59:23.589
2 -	2:17.298	+ 5.385	14:51:05.011	6 -	2:17.078	+ 5.165	15:01:40.667
3 -	2:25.231 P	+ 13.318	14:53:30.242	7 -	2:11.913		15:03:52.580
4 -	3:40.485	+ 1:28.572	14:57:10.727	8 -	2:35.533 P	+ 23.620	15:06:28.113
22	LAWLEY/SMITH		C1 MGB				
1 -	2:21.771	+ 1.394	14:47:35.771	6 -	3:31.865	+ 1:11.488	15:00:49.437
2 -	2:35.139	+ 14.762	14:50:10.910	7 -	2:22.315	+ 1.938	15:03:11.752
3 -	2:21.645	+ 1.268	14:52:32.555	8 -	2:25.304	+ 4.927	15:05:37.056
4 -	2:20.377		14:54:52.932	9 -	2:23.937	+ 3.560	15:08:00.993
5 -	2:24.640 P	+ 4.263	14:57:17.572	10 -	2:23.185	+ 2.808	15:10:24.178
23	POOLE/TUCKEY		C1 MGB				
1 -	2:32.067	+ 5.088	14:48:16.706	3 -	2:33.018 P	+ 6.039	14:53:16.703
2 -	2:26.979		14:50:43.685	4 -	6:20.273 P	+ 3:53.294	14:59:36.976
25	WEBB/CUNNINGHAM		C3 Jaguar E-type				
1 -	2:22.287	+ 10.796	14:48:01.180	6 -	2:28.612	+ 17.121	14:59:41.705
2 -	2:13.905	+ 2.414	14:50:15.085	7 -	2:12.404	+ 0.913	15:01:54.109
3 -	2:12.277	+ 0.786	14:52:27.362	8 -	2:13.016	+ 1.525	15:04:07.125
4 -	2:34.240	+ 22.749	14:55:01.602	9 -	3:21.942 P	+ 1:10.451	15:07:29.067
5 -	2:11.491		14:57:13.093				
27	NAISMITH/YOUNG		B2 Aston Martin DB4				
1 -	2:20.273	+ 1.152	14:48:34.602	6 -	3:53.291	+ 1:34.170	15:01:57.379
2 -	2:21.761	+ 2.640	14:50:56.363	7 -	2:26.094	+ 6.973	15:04:23.473
3 -	2:21.350	+ 2.229	14:53:17.713	8 -	2:45.259	+ 26.138	15:07:08.732
4 -	2:19.121		14:55:36.834	9 -	2:30.010	+ 10.889	15:09:38.742
5 -	2:27.254 P	+ 8.133	14:58:04.088				
28	STEPHENSON/STEPHENSON		C3 Aston Martin DB5				
1 -	2:30.045	+ 9.356	14:48:21.237	6 -	2:22.075	+ 1.386	15:00:29.370
2 -	2:28.705	+ 8.016	14:50:49.942	7 -	2:25.340	+ 4.651	15:02:54.710
3 -	2:24.150	+ 3.461	14:53:14.092	8 -	2:20.689		15:05:15.399
4 -	2:21.885	+ 1.196	14:55:35.977	9 -	2:35.391	+ 14.702	15:07:50.790
5 -	2:31.318	+ 10.629	14:58:07.295	10 -	2:35.370	+ 14.681	15:10:26.160
29	AHLERS/BELLINGER		C2 Morgan SLR				
1 -	2:17.917	+ -0.513	14:47:19.518	5 -	2:33.312 P	+ 14.882	14:56:50.209
2 -	2:18.491	+ 0.061	14:49:38.009	6 -	5:27.235	+ 3:08.805	15:02:17.444
3 -	2:18.430		14:51:56.439	7 -	2:23.875	+ 5.445	15:04:41.319
4 -	2:20.458	+ 2.028	14:54:16.897	8 -	2:42.704 P	+ 24.274	15:07:24.023
30	GIBBON/HALL		C3 Chevrolet Corvette Stingray				
1 -	2:36.485	+ 11.270	14:49:11.156	6 -	2:25.215		15:03:27.893
2 -	2:33.455	+ 8.240	14:51:44.611	7 -	2:26.168	+ 0.953	15:05:54.061
3 -	2:38.609 P	+ 13.394	14:54:23.220	8 -	2:35.050	+ 9.835	15:08:29.111
4 -	4:14.221	+ 1:49.006	14:58:37.441	9 -	2:33.472	+ 8.257	15:11:02.583
5 -	2:25.237	+ 0.022	15:01:02.678				
33	MINSHAW/STRETTON		C3 Jaguar E-type				
1 -	2:09.352	+ -0.451	14:47:15.937	6 -	2:10.646	+ 0.843	15:00:04.073
2 -	2:09.803		14:49:25.740	7 -	2:11.729	+ 1.926	15:02:15.802
3 -	2:11.910	+ 2.107	14:51:37.650	8 -	2:11.356	+ 1.553	15:04:27.158
4 -	2:24.822 P	+ 15.019	14:54:02.472	9 -	2:34.729 P	+ 24.926	15:07:01.887
5 -	3:50.955	+ 1:41.152	14:57:53.427				
37	WALKER/REDHOUSE		C3 Jaguar E-type				
1 -	2:24.320	+ 6.728	14:49:30.250	6 -	4:37.682	+ 2:20.090	15:03:35.074
2 -	2:17.894	+ 0.302	14:51:48.144	7 -	2:18.319	+ 0.727	15:05:53.393

Weather / Track : Cloudy / Dry

Silverstone Historic GP
 Circuit Length = 3.1730 miles
 Start: 14:44 End: 15:12

Masters 'Gentleman Drivers' pre-66 GT

QUALIFYING - RACE 5 - LAP ANALYSIS

3 -	2:19.339	+ 1.747	14:54:07.483	8 -	2:25.056	+ 7.464	15:08:18.449
4 -	2:17.592		14:56:25.075	9 -	2:32.591 P	+ 14.999	15:10:51.040
5 -	2:32.317 P	+ 14.725	14:58:57.392				
38	WHALE/WHALE		C3	Shelby Mustang GT350			
1 -	2:17.321		14:50:24.554	5 -	2:21.754	+ 4.433	15:03:42.824
2 -	2:17.625	+ 0.304	14:52:42.179	6 -	2:40.589	+ 23.268	15:06:23.413
3 -	6:18.859	+ 4:01.538	14:59:01.038	7 -	2:29.703	+ 12.382	15:08:53.116
4 -	2:20.032	+ 2.711	15:01:21.070	8 -	2:29.895	+ 12.574	15:11:23.011
39	OLIVER/BENJAMIN		C1	Porsche 911			
1 -	2:30.377	+ 2.442	14:48:31.205	6 -	2:39.821 P	+ 11.886	15:01:06.260
2 -	2:28.436	+ 0.501	14:50:59.641	7 -	3:44.073	+ 1:16.138	15:04:50.333
3 -	2:29.199	+ 1.264	14:53:28.840	8 -	2:39.306	+ 11.371	15:07:29.639
4 -	2:27.935		14:55:56.775	9 -	2:37.833	+ 9.898	15:10:07.472
5 -	2:29.664	+ 1.729	14:58:26.439				
40	DRAPER/DRAPER		C1	Alfa Romeo Giulia TZ1			
1 -	2:27.304	+ 3.838	14:49:12.415	6 -	2:27.757 P	+ 4.291	15:01:21.569
2 -	2:26.832	+ 3.366	14:51:39.247	7 -	4:45.307	+ 2:21.841	15:06:06.876
3 -	2:24.786	+ 1.320	14:54:04.033	8 -	2:37.534	+ 14.068	15:08:44.410
4 -	2:26.313	+ 2.847	14:56:30.346	9 -	2:34.170	+ 10.704	15:11:18.580
5 -	2:23.466		14:58:53.812				
43	WILLS/TWYMAN		C3	Bizzarrini 5300 GT			
1 -	2:35.603	+ 23.439	14:49:07.339	6 -	2:12.164		15:02:49.677
2 -	2:16.100	+ 3.936	14:51:23.439	7 -	2:12.243	+ 0.079	15:05:01.920
3 -	2:15.616	+ 3.452	14:53:39.055	8 -	2:14.633	+ 2.469	15:07:16.553
4 -	2:25.530 P	+ 13.366	14:56:04.585	9 -	2:35.502 P	+ 23.338	15:09:52.055
5 -	4:32.928	+ 2:20.764	15:00:37.513				
44	BRONSON/SMITHIES		C3	Chevrolet Corvette			
1 -	2:35.074 P	- 03:58:19.702	14:47:50.299	2 -	3:54.299	- 03:57:00.477	14:51:44.598
46	GREEN/GREEN		C1	MGB			
1 -	2:42.244	+ 15.025	14:48:39.332	6 -	2:29.669	+ 2.450	15:03:17.573
2 -	2:40.497	+ 13.278	14:51:19.829	7 -	2:30.467	+ 3.248	15:05:48.040
3 -	2:39.089	+ 11.870	14:53:58.918	8 -	2:33.713	+ 6.494	15:08:21.753
4 -	2:49.521 P	+ 22.302	14:56:48.439	9 -	2:27.219		15:10:48.972
5 -	3:59.465	+ 1:32.246	15:00:47.904				
47	Chris SCRAGG		C3	Jaguar E-type			
1 -	2:19.287	+ 4.495	14:47:28.104	6 -	2:16.273	+ 1.481	15:00:00.671
2 -	2:18.105	+ 3.313	14:49:46.209	7 -	2:16.118	+ 1.326	15:02:16.789
3 -	2:16.120	+ 1.328	14:52:02.329	8 -	2:14.792		15:04:31.581
4 -	2:22.630 P	+ 7.838	14:54:24.959	9 -	2:40.819 P	+ 26.027	15:07:12.400
5 -	3:19.439	+ 1:04.647	14:57:44.398				
48	HENDERSON/WILLIAMS		C2	Austin-Healey 3000 MkII			
1 -	2:18.655	+ -1.609	14:47:39.171	6 -	3:55.991	+ 1:35.727	15:01:09.407
2 -	2:24.635	+ 4.371	14:50:03.806	7 -	2:28.229	+ 7.965	15:03:37.636
3 -	2:20.264		14:52:24.070	8 -	2:35.834	+ 15.570	15:06:13.470
4 -	2:21.276	+ 1.012	14:54:45.346	9 -	2:45.271 P	+ 25.007	15:08:58.741
5 -	2:28.070 P	+ 7.806	14:57:13.416				
49	WARBURTON/MOORES		C1	Alfa Romeo Giulia TZ1			
1 -	2:47.219	+ 19.578	14:49:14.910	6 -	2:30.943	+ 3.302	15:03:11.474
2 -	2:28.086	+ 0.445	14:51:42.996	7 -	2:27.641		15:05:39.115
3 -	2:27.726	+ 0.085	14:54:10.722	8 -	2:29.095	+ 1.454	15:08:08.210
4 -	2:41.727 P	+ 14.086	14:56:52.449	9 -	2:29.032	+ 1.391	15:10:37.242
5 -	3:48.082	+ 1:20.441	15:00:40.531				

Weather / Track : Cloudy / Dry

Silverstone Historic GP
Circuit Length = 3.1730 miles
Start: 14:44 End: 15:12

Masters 'Gentleman Drivers' pre-66 GT
QUALIFYING - RACE 5 - LAP ANALYSIS

50	BATEMAN/ATKINS		C1 Lotus Elan S2				
1 -	2:31.264	+ 0.331	14:48:20.404	6 -	4:21.621	+ 1:50.026	15:03:14.427
2 -	2:36.718	+ 5.123	14:50:57.122	7 -	2:31.595		15:05:46.022
3 -	2:35.578	+ 3.983	14:53:32.700	8 -	2:40.158	+ 8.563	15:08:26.180
4 -	2:35.020	+ 3.425	14:56:07.720	9 -	2:50.958	+ 19.363	15:11:17.138
5 -	2:45.086 P	+ 13.491	14:58:52.806				
53	PEARSON/OLIVER		C3 Jaguar E-type				
1 -	2:12.976	+ 0.560	14:47:38.562	6 -	2:28.734 P	+ 16.318	14:59:02.527
2 -	2:16.271	+ 3.855	14:49:54.833	7 -	3:56.626	+ 1:44.210	15:02:59.153
3 -	2:13.058	+ 0.642	14:52:07.891	8 -	2:15.513	+ 3.097	15:05:14.666
4 -	2:12.416		14:54:20.307	9 -	2:22.509	+ 10.093	15:07:37.175
5 -	2:13.486	+ 1.070	14:56:33.793	10 -	2:20.422	+ 8.006	15:09:57.597
55	MELLING/MINSHAW		C3 Jaguar E-type				
1 -	2:36.039	+ 24.601	14:49:01.642	6 -	2:24.046 P	+ 12.608	15:00:14.205
2 -	2:13.685	+ 2.247	14:51:15.327	7 -	4:11.886	+ 2:00.448	15:04:26.091
3 -	2:11.838	+ 0.400	14:53:27.165	8 -	2:36.191	+ 24.753	15:07:02.282
4 -	2:11.556	+ 0.118	14:55:38.721	9 -	2:25.845	+ 14.407	15:09:28.127
5 -	2:11.438		14:57:50.159	10 -	2:27.207	+ 15.769	15:11:55.334
61	OREBI GANN/BOURNE		C2 Morgan SLR				
1 -	2:20.209	+ 1.280	14:47:38.348	6 -	2:26.635 P	+ 7.706	14:59:25.335
2 -	2:21.030	+ 2.101	14:49:59.378	7 -	3:58.614	+ 1:39.685	15:03:23.949
3 -	2:20.669	+ 1.740	14:52:20.047	8 -	2:27.789	+ 8.860	15:05:51.738
4 -	2:19.724	+ 0.795	14:54:39.771	9 -	2:38.701	+ 19.772	15:08:30.439
5 -	2:18.929		14:56:58.700	10 -	2:35.272	+ 16.343	15:11:05.711
64	LEVETT-PRINSEP/WYKEHAM		C2 Austin-Healey 3000 MkII				
1 -	2:27.414	+ 5.512	14:47:35.152	6 -	3:22.974	+ 1:01.072	15:01:14.343
2 -	2:32.781	+ 10.879	14:50:07.933	7 -	2:22.929	+ 1.027	15:03:37.272
3 -	2:30.657	+ 8.755	14:52:38.590	8 -	2:21.902		15:05:59.174
4 -	2:33.668	+ 11.766	14:55:12.258	9 -	2:30.900	+ 8.998	15:08:30.074
5 -	2:39.111 P	+ 17.209	14:57:51.369	10 -	2:51.667 P	+ 29.765	15:11:21.741
66	PEARSON/DEVINE		C2 Triumph TR4				
1 -	2:26.148	+ 3.950	14:47:55.127	5 -	6:05.515	+ 3:43.317	15:01:20.179
2 -	2:23.596	+ 1.398	14:50:18.723	6 -	2:31.832	+ 9.634	15:03:52.011
3 -	2:22.198		14:52:40.921	7 -	3:05.519 P	+ 43.321	15:06:57.530
4 -	2:33.743 P	+ 11.545	14:55:14.664				
69	KINCH/KINCH		C3 Ferrari 250 GTO Drogo				
1 -	2:26.422 P	+ 6.722	14:48:03.818	6 -	2:27.005 P	+ 7.305	15:01:25.858
2 -	3:53.588	+ 1:33.888	14:51:57.406	7 -	4:22.617	+ 2:02.917	15:05:48.475
3 -	2:21.203	+ 1.503	14:54:18.609	8 -	2:40.790	+ 21.090	15:08:29.265
4 -	2:19.700		14:56:38.309	9 -	2:36.379	+ 16.679	15:11:05.644
5 -	2:20.544	+ 0.844	14:58:58.853				
70	KREMER/KREMER		C2 Morgan Plus 4 Supersports				
1 -	2:27.053	+ 4.731	14:47:32.543	6 -	2:33.486	+ 11.164	15:01:15.714
2 -	2:26.272	+ 3.950	14:49:58.815	7 -	2:35.215 P	+ 12.893	15:03:50.929
3 -	2:22.322		14:52:21.137	8 -	3:25.196	+ 1:02.874	15:07:16.125
4 -	2:52.362 P	+ 30.040	14:55:13.499	9 -	2:23.214	+ 0.892	15:09:39.339
5 -	3:28.729	+ 1:06.407	14:58:42.228				
71	GRACE/WELCH		C2 Austin-Healey 3000 Mkl				
1 -	2:17.083	+ 0.352	14:47:16.691	6 -	3:47.078	+ 1:30.347	15:00:25.460
2 -	2:18.774	+ 2.043	14:49:35.465	7 -	2:21.596	+ 4.865	15:02:47.056
3 -	2:17.101	+ 0.370	14:51:52.566	8 -	2:20.070	+ 3.339	15:05:07.126
4 -	2:16.731		14:54:09.297	9 -	2:29.779	+ 13.048	15:07:36.905
5 -	2:29.085 P	+ 12.354	14:56:38.382	10 -	2:25.797	+ 9.066	15:10:02.702

Weather / Track : Cloudy / Dry

Silverstone Historic GP
 Circuit Length = 3.1730 miles
 Start: 14:44 End: 15:12

Masters 'Gentleman Drivers' pre-66 GT
QUALIFYING - RACE 5 - LAP ANALYSIS

72	HALL/WOLFE		C3 AC Cobra				
1 -	2:20.493	+ 10.353	14:48:43.247	6 -	2:20.042 P	+ 9.902	14:59:45.446
2 -	2:10.140		14:50:53.387	7 -	3:27.392	+ 1:17.252	15:03:12.838
3 -	2:11.444	+ 1.304	14:53:04.831	8 -	2:16.084	+ 5.944	15:05:28.922
4 -	2:10.216	+ 0.076	14:55:15.047	9 -	2:18.028	+ 7.888	15:07:46.950
5 -	2:10.357	+ 0.217	14:57:25.404	10 -	2:17.312	+ 7.172	15:10:04.262
73	CLARKSON/WILLIAMS		C2 Austin-Healey 3000 Mkl				
1 -	2:19.276	+ -0.864	14:47:44.016	6 -	3:58.795	+ 1:38.655	15:01:14.574
2 -	2:20.604	+ 0.464	14:50:04.620	7 -	2:21.329	+ 1.189	15:03:35.903
3 -	2:20.140		14:52:24.760	8 -	2:21.465	+ 1.325	15:05:57.368
4 -	2:21.192	+ 1.052	14:54:45.952	9 -	2:50.909 P	+ 30.769	15:08:48.277
5 -	2:29.827 P	+ 9.687	14:57:15.779				
77	BLOOHN/NUNN		C3 Shelby Mustang GT350				
1 -	2:30.616	+ 4.881	14:48:50.063	6 -	3:24.535	+ 58.800	15:02:20.832
2 -	2:30.627	+ 4.892	14:51:20.690	7 -	2:25.735		15:04:46.567
3 -	2:27.781	+ 2.046	14:53:48.471	8 -	2:30.780	+ 5.045	15:07:17.347
4 -	2:29.482	+ 3.747	14:56:17.953	9 -	2:27.232	+ 1.497	15:09:44.579
5 -	2:38.344 P	+ 12.609	14:58:56.297				
80	ECKFORD/BEIGHTON		C3 Sunbeam Le Mans Tiger				
1 -	2:36.657	+ 23.141	14:48:49.282	6 -	3:17.991	+ 1:04.475	15:02:11.586
2 -	2:27.513	+ 13.997	14:51:16.795	7 -	2:15.178	+ 1.662	15:04:26.764
3 -	2:28.738	+ 15.222	14:53:45.533	8 -	2:32.762	+ 19.246	15:06:59.526
4 -	2:27.060	+ 13.544	14:56:12.593	9 -	2:25.009	+ 11.493	15:09:24.535
5 -	2:41.002 P	+ 27.486	14:58:53.595	10 -	2:13.516		15:11:38.051
81	TANDY/CHAMBERS		C3 Jaguar E-type				
1 -	2:31.356	+ 17.476	14:48:24.661	6 -	2:16.893	+ 3.013	14:59:50.509
2 -	2:22.161	+ 8.281	14:50:46.822	7 -	2:14.729	+ 0.849	15:02:05.238
3 -	2:17.539	+ 3.659	14:53:04.361	8 -	2:15.761	+ 1.881	15:04:20.999
4 -	2:15.375	+ 1.495	14:55:19.736	9 -	2:57.745 P	+ 43.865	15:07:18.744
5 -	2:13.880		14:57:33.616				
82	PAUL/WELLS		C1 TVR Grantura				
1 -	2:24.682	+ -1.475	14:47:25.424	6 -	2:30.638	+ 4.481	14:59:43.460
2 -	2:26.729	+ 0.572	14:49:52.153	7 -	2:26.854	+ 0.697	15:02:10.314
3 -	2:27.605	+ 1.448	14:52:19.758	8 -	2:34.794 P	+ 8.637	15:04:45.108
4 -	2:26.907	+ 0.750	14:54:46.665	9 -	4:10.109	+ 1:43.952	15:08:55.217
5 -	2:26.157		14:57:12.822	10 -	2:38.175	+ 12.018	15:11:33.392
86	COOKE/DOWD		B2 Aston Martin DB4				
1 -	2:39.907	+ 10.727	14:48:48.862	6 -	3:33.067	+ 1:03.887	15:02:43.353
2 -	2:38.093	+ 8.913	14:51:26.955	7 -	2:31.161	+ 1.981	15:05:14.514
3 -	2:32.256	+ 3.076	14:53:59.211	8 -	2:30.082	+ 0.902	15:07:44.596
4 -	2:32.659	+ 3.479	14:56:31.870	9 -	2:29.180		15:10:13.776
5 -	2:38.416 P	+ 9.236	14:59:10.286				
87	MONTEVERDE/PEARSON		C3 Jaguar E-type				
1 -	2:23.023	+ 12.006	14:48:25.382	6 -	2:28.005 P	+ 16.988	14:59:43.464
2 -	2:14.960	+ 3.943	14:50:40.342	7 -	3:17.615	+ 1:06.598	15:03:01.079
3 -	2:11.932	+ 0.915	14:52:52.274	8 -	2:17.087	+ 6.070	15:05:18.166
4 -	2:12.168	+ 1.151	14:55:04.442	9 -	2:19.695	+ 8.678	15:07:37.861
5 -	2:11.017		14:57:15.459	10 -	2:18.571	+ 7.554	15:09:56.432
88	Jeffrey PATTINSON		C3 Shelby Mustang GT350				
1 -	2:29.753	+ 11.301	14:48:10.842	6 -	2:21.964	+ 3.512	14:59:51.988
2 -	2:20.355	+ 1.903	14:50:31.197	7 -	2:18.452		15:02:10.440
3 -	2:19.192	+ 0.740	14:52:50.389	8 -	2:20.838	+ 2.386	15:04:31.278
4 -	2:19.209	+ 0.757	14:55:09.598	9 -	2:49.982 P	+ 31.530	15:07:21.260

Weather / Track : Cloudy / Dry

Silverstone Historic GP
 Circuit Length = 3.1730 miles
 Start: 14:44 End: 15:12

Masters 'Gentleman Drivers' pre-66 GT
QUALIFYING - RACE 5 - LAP ANALYSIS

5 -	2:20.426	+ 1.974	14:57:30.024	10 -	3:27.892 P	+ 1:09.440	15:10:49.152
94	CLARK/FISKEN		C3 Jaguar E-type				
1 -	2:16.100	+ 2.882	14:47:19.061	7 -	3:29.780	+ 1:16.562	15:02:11.310
2 -	2:14.599	+ 1.381	14:49:33.660	8 -	2:14.898	+ 1.680	15:04:26.208
3 -	2:14.911	+ 1.693	14:51:48.571	9 -	2:13.822	+ 0.604	15:06:40.030
4 -	2:15.207	+ 1.989	14:54:03.778	10 -	2:13.218		15:08:53.248
5 -	2:14.488	+ 1.270	14:56:18.266	11 -	2:20.172	+ 6.954	15:11:13.420
6 -	2:23.264 P	+ 10.046	14:58:41.530				
95	WEAVERS/BATENBURG		C3 Chevrolet Corvette				
1 -	2:28.948	+ 12.439	14:48:12.165	6 -	2:18.022	+ 1.513	15:01:28.502
2 -	2:25.293	+ 8.784	14:50:37.458	7 -	2:16.509		15:03:45.011
3 -	2:26.232	+ 9.723	14:53:03.690	8 -	2:24.476	+ 7.967	15:06:09.487
4 -	2:30.725 P	+ 14.216	14:55:34.415	9 -	2:24.437	+ 7.928	15:08:33.924
5 -	3:36.065	+ 1:19.556	14:59:10.480	10 -	2:22.261	+ 5.752	15:10:56.185
96	Mike BELL		C1 Gilbern 1800GT				
1 -	2:37.090	+ 8.357	14:49:10.162	5 -	2:28.733		14:59:14.049
2 -	2:31.954	+ 3.221	14:51:42.116	6 -	2:30.299	+ 1.566	15:01:44.348
3 -	2:31.773	+ 3.040	14:54:13.889	7 -	2:38.321 P	+ 9.588	15:04:22.669
4 -	2:31.427	+ 2.694	14:56:45.316				
99	BIANCHI/BIANCHI		C1 MGB				
1 -	2:29.961	+ 3.060	14:48:33.978	6 -	2:29.411 P	+ 2.510	15:00:55.560
2 -	2:29.002	+ 2.101	14:51:02.980	7 -	4:05.365	+ 1:38.464	15:05:00.925
3 -	2:26.901		14:53:29.881	8 -	2:40.773	+ 13.872	15:07:41.698
4 -	2:26.999	+ 0.098	14:55:56.880	9 -	2:38.082	+ 11.181	15:10:19.780
5 -	2:29.269	+ 2.368	14:58:26.149				
101	Karl WETHERELL		C2 Triumph TR4				
1 -	2:32.517	+ 4.530	14:48:38.569	5 -	2:42.898	+ 14.911	14:58:49.172
2 -	2:30.943	+ 2.956	14:51:09.512	6 -	2:28.320	+ 0.333	15:01:17.492
3 -	2:28.775	+ 0.788	14:53:38.287	7 -	2:32.552 P	+ 4.565	15:03:50.044
4 -	2:27.987		14:56:06.274	8 -	3:47.382 P	+ 1:19.395	15:07:37.426

Weather / Track : Cloudy / Dry

Silverstone Historic GP
 Circuit Length = 3.1730 miles
 Start: 14:44 End: 15:12

Masters 'Gentleman Drivers' pre-66 GT

RACE 5 - GRID

ROW 24	4	JOHNSON/REUBEN 2:31.595	44	BRONSON/SMITHIES 2:48.495
ROW 23	50	BATEMAN/ATKINS 2:28.733	18	RAWE/ARCHER 2:29.180
ROW 22	96	Mike BELL 2:27.935	86	COOKE/DOWD 2:27.987
ROW 21	39	OLIVER/BENJAMIN 2:27.219	101	Karl WETHERELL 2:27.641
ROW 20	46	GREEN/GREEN 2:26.901	49	WARBURTON/MOORES 2:26.979
ROW 19	99	BIANCHI/BIANCHI 2:25.735	23	POOLE/TUCKEY 2:26.157
ROW 18	77	BLOOHN/NUNN 2:23.466	82	PAUL/WELLS 2:25.215
ROW 17	40	DRAPER/DRAPER 2:22.198	30	GIBBON/HALL 2:22.322
ROW 16	66	PEARSON/DEVINE 2:21.775	70	KREMER/KREMER 2:21.902
ROW 15	12	BEGBIE/LEES 2:20.377	64	LEVETT-PRINSEP/WYKEHAM 2:20.689
ROW 14	22	LAWLEY/SMITH 2:19.700	28	STEPHENSON/STEPHENSON 2:20.140
ROW 13	69	KINCH/KINCH 2:18.929	73	CLARKSON/WILLIAMS 2:19.121
ROW 12	61	OREBI GANN/BOURNE 2:18.430	27	NAISMITH/YOUNG 2:18.452
ROW 11	29	AHLERS/BELLINGER 2:17.173	88	Jeffrey PATTINSON 2:17.592
ROW 10	7	FRIEDRICHS/CLARK 2:16.509	37	WALKER/REDHOUSE 2:16.731
ROW 9	95	WEAVERS/BATENBURG 2:14.649	71	GRACE/WELCH 2:14.792
ROW 8	17	HENDERSON/B-EDWARDS 2:13.880	47	Chris SCRAGG 2:14.556
ROW 7	81	TANDY/CHAMBERS 2:13.516	11	David HART 2:13.844
ROW 6	80	ECKFORD/BEIGHTON 2:12.164	10	BAILLY/BAILLY 2:12.416
ROW 5	43	WILLS/TWYMAN 2:11.491	53	PEARSON/OLIVER 2:11.913
ROW 4	25	WEBB/CUNNINGHAM 2:11.400	19	INGRAM/CHILES 2:11.438
ROW 3	2	VOYAZIDES/HADFIELD 2:11.004	55	MELLING/MINSHAW 2:11.017
ROW 2	15	BRYANT/BRYANT 2:09.803	87	MONTEVERDE/PEARSON 2:10.140
ROW 1	33	MINSHAW/STRETTON	72	HALL/WOLFE

Pole

Reserves to start in the following order: 38, 48, 16, 94

Silverstone Historic GP
Circuit Length = 3.1730 miles

These results are provisional until the conclusion of any judicial and technical matters.

Clerk of Course :		Timekeeper :
-------------------	--	--------------

Masters 'Gentleman Drivers' pre-66 GT

RACE 5 (Part 1) - CLASSIFICATION

POS	NO	CL	NAME	ENTRY	LAPS	TIME	GAP	DIFF	MPH	BEST	ON
1	33	C3	MINSHAW/STRETTON	Jaguar E-type	10	22:08.428			85.98	2:11.349	6
2	55	C3	MINSHAW/MELLING	Jaguar E-type	10	22:19.951	11.523	11.523	85.24	2:12.147	3
3	72	C3	WOLFE/HALL	AC Cobra	10	22:37.306	28.878	17.355	84.15	2:13.089	5
4	80	C3	BEIGHTON/ECKFORD	Sunbeam Le Mans Tiger	10	22:37.862	29.434	0.556	84.12	2:12.800	4
5	25	C3	Neil CUNNINGHAM	Jaguar E-type	10	22:39.473	31.045	1.611	84.02	2:13.228	5
6	19	C3	CHILES/INGRAM	AC Cobra	10	22:39.694	31.266	0.221	84.01	2:13.462	5
7	43	C3	TWYMAN/WILLS	Bizzarrini 5300 GT	10	22:52.521	44.093	12.827	83.22	2:14.733	5
8	95	C3	BATENBURG/WEAVERS	Chevrolet Corvette	10	22:54.701	46.273	2.180	83.09	2:14.765	4
9	2	C3	VOYAZIDES/HADFIELD	AC Cobra	10	22:58.548	50.120	3.847	82.86	2:14.646	4
10	17	C3	B-EDWARDS/HENDERSON	AC Cobra	10	23:06.185	57.757	7.637	82.40	2:15.142	4
11	37	C3	WALKER/REDHOUSE	Jaguar E-type	10	23:09.193	1:00.765	3.008	82.22	2:15.333	4
12	71	C2	WELCH/GRACE	Austin-Healey 3000 Mkl	10	23:12.658	1:04.230	3.465	82.02	2:17.267	6
13	4	C3	JOHNSON/REUBEN	TVR Griffith	10	23:19.681	1:11.253	7.023	81.61	2:16.302	10
14	29	C2	BELLINGER/AHLERS	Morgan SLR	10	23:25.263	1:16.835	5.582	81.28	2:17.907	10
15	88	C3	Jeffrey PATTINSON	Shelby Mustang GT350	10	23:36.390	1:27.962	11.127	80.64	2:18.678	6
16	7	C3	FRIEDRICHS/CLARK	Aston Martin DP214	10	23:39.321	1:30.893	2.931	80.48	2:18.439	6
17	73	C2	CLARKSON/WILLIAMS	Austin-Healey 3000 Mkl	10	23:55.798	1:47.370	16.477	79.55	2:20.548	4
18	22	C1	LAWLEY/SMITH	MGB	10	24:06.824	1:58.396	11.026	78.95	2:22.604	4
19	12	C1	BEGBIE/LEES	TVR Grantura	10	24:08.621	2:00.193	1.797	78.85	2:20.594	5
20	70	C2	KREMER/KREMER	Morgan Plus 4 Supersports	10	24:09.526	2:01.098	0.905	78.80	2:21.145	5
21	27	B2	NAISMITH/YOUNG	Aston Martin DB4	10	24:15.569	2:07.141	6.043	78.47	2:23.847	2
22	61	C2	OREBI GANN/BOURNE	Morgan SLR	10	24:28.791	2:20.363	13.222	77.77	2:22.581	4
23	15	C3	BRYANT/BRYANT	AC Cobra	10	24:30.057	2:21.629	1.266	77.70	2:15.709	3
24	44	C3	BRONSON/SMITHIES	Chevrolet Corvette	10	24:35.080	2:26.652	5.023	77.43	2:22.695	5
25	30	C3	GIBBON/HALL	Chevrolet Corvette Stingray	9	22:09.421	1 lap	1 lap	77.33	2:24.429	6
26	82	C1	WELLS/PAUL	TVR Grantura	9	22:12.217	1 lap	2.796	77.16	2:25.319	4
27	38	C3	WHALE/WHALE	Shelby Mustang GT350	9	22:22.483	1 lap	10.266	76.57	2:21.849	5
28	101	C2	Karl WETHERELL	Triumph TR4	9	22:41.880	1 lap	19.397	75.48	2:26.823	5
29	96	C1	Mike BELL	Gilbern 1800GT	9	22:45.871	1 lap	3.991	75.26	2:27.817	6
30	46	C1	GREEN/GREEN	MGB	9	22:47.065	1 lap	1.194	75.20	2:27.145	8
31	50	C1	BATEMAN/ATKINS	Lotus Elan S2	9	23:00.410	1 lap	13.345	74.47	2:29.671	9
32	99	C1	BIANCHI/BIANCHI	MGB	9	23:03.582	1 lap	3.172	74.30	2:30.341	5
33	39	C1	BENJAMIN/RICHARDSON	Porsche 911	9	23:04.833	1 lap	1.251	74.23	2:30.696	6
34	49	C1	MOORES/WARBURTON	Alfa Romeo Giulia TZ1	9	23:12.133	1 lap	7.300	73.84	2:27.922	5
35	86	B2	COOKE/DOWD	Aston Martin DB4	9	23:16.778	1 lap	4.645	73.60	2:30.943	5
36	66	C2	PEARSON/DEVINE	Triumph TR4	9	23:19.858	1 lap	3.080	73.44	2:31.065	5
37	77	C3	BLOOHN/NUNN	Shelby Mustang GT350	9	24:39.689	1 lap	1:19.831	69.47	2:28.960	2
38	10	C3	BAILLY/BAILLY	AC Cobra	8	18:03.095	2 laps	1 lap	84.37	2:12.781	6
39	53	C3	OLIVER/PEARSON	Jaguar E-type	8	18:20.519	2 laps	17.424	83.03	2:13.049	5
40	69	C3	KINCH/KINCH	Ferrari 250 GTO Drogo	8	20:38.235	2 laps	2:17.716	73.80	2:27.354	6
41	40	C1	DRAPER/DRAPER	Alfa Romeo Giulia TZ1	8	24:11.301	2 laps	3:33.066	62.96	2:25.006	7
42	18	B2	ARCHER/RAWE	Aston Martin DB4	8	24:33.942	2 laps	22.641	61.99	2:39.798	8

NOT CLASSIFIED

DNC 81	C3	Steve TANDY	Jaguar E-type	7	16:17.755	3 laps	1 lap	81.77	2:15.627	5
DNC 47	C3	Chris SCRAGG	Jaguar E-type	6	13:49.229	4 laps	1 lap	82.65	2:14.887	4
DNC 11	C3	David HART	Bizzarrini 5300 GT	5	11:44.653	5 laps	1 lap	81.05	2:14.226	4
DNC 28	C3	Roy STEPHENSON	Aston Martin DB5	3	7:45.014	7 laps	2 laps	73.69	2:22.878	2
DNC 64	C2	LEVETT-PRINSEP/WYKEHAM	Austin-Healey 3000 MkII	1	3:20.706	9 laps	2 laps	56.91		
NC 87	C3	MONTEVERDE/PEARSON	Jaguar E-type	10	22:33.356	24.928	0.000	84.40	2:12.398	5

FASTEST LAP

33	C3	MINSHAW/STRETTON	Jaguar E-type	6	2:11.349		86.96 mph	139.95 kph
71	C2	WELCH/GRACE	Austin-Healey 3000 Mkl	6	2:17.267		83.21 mph	133.92 kph
12	C1	BEGBIE/LEES	TVR Grantura	5	2:20.594		81.24 mph	130.75 kph
27	B2	NAISMITH/YOUNG	Aston Martin DB4	2	2:23.847		79.41 mph	127.79 kph

Car 87 not running at time of Red Flag

Weather / Track : Sunny / Dry

These results are provisional until the conclusion of any judicial and technical matters.

Silverstone Historic GP

Circuit Length = 3.1730 miles

Start: 12:15 End: 12:42

Clerk of Course :		Timekeeper :	
-------------------	--	--------------	--

Masters 'Gentleman Drivers' pre-66 GT

RACE 5 (Part 1) - LAP CHART

Lap 1			Lap 2			Lap 3			Lap 4			Lap 5		
No	Behind	Laptime	No	Behind	Laptime	No	Behind	Laptime	No	Behind	Laptime	No	Behind	Laptime
33		2:12.511	33		2:11.410	33		2:11.461	33		2:13.247	33		2:12.561
72	3.816	2:16.327	55	6.571	2:12.979	55	7.257	2:12.147	55	6.714	2:12.704	18	2 LAPS	2:42.034
55	5.002	2:17.513	18	1 LAP	4:30.741 P	72	11.251	2:15.188	87	12.157	2:13.456	55	6.352	2:12.199
87	5.608	2:18.119	72	7.524	2:15.118	87	11.948	2:15.089	10	12.595	2:13.092	87	11.994	2:12.398
19	5.871	2:18.382	87	8.320	2:14.122	19	12.508	2:15.522	72	13.266	2:15.262	10	12.911	2:12.877
43	7.334	2:19.845	19	8.447	2:13.986	10	12.750	2:12.797	53	13.574	2:13.659	72	13.794	2:13.089
53	8.261	2:20.772	53	10.330	2:13.479	53	13.162	2:14.293	19	14.235	2:14.974	53	14.062	2:13.049
10	9.425	2:21.936	43	10.659	2:14.735	43	14.893	2:15.695	80	14.700	2:12.800	19	15.136	2:13.462
15	9.937	2:22.448	10	11.414	2:13.399	80	15.147	2:14.722	43	17.628	2:15.982	80	15.571	2:13.432
80	10.177	2:22.688	80	11.886	2:13.119	25	19.205	2:14.390	25	19.648	2:13.690	43	19.800	2:14.733
25	10.786	2:23.297	25	16.276	2:16.900	15	20.835	2:15.709	11	22.591	2:14.226	25	20.315	2:13.228
2	11.254	2:23.765	15	16.587	2:18.060	11	21.612	2:15.693	15	24.117	2:16.529	15	28.682	2:17.126
11	11.758	2:24.269	2	17.011	2:17.167	47	23.341	2:16.760	47	24.981	2:14.887	2	29.383	2:16.057
47	12.515	2:25.026	11	17.380	2:17.032	81	23.835	2:15.745	2	25.887	2:14.646	81	30.031	2:15.627
95	13.222	2:25.733	47	18.042	2:16.937	2	24.488	2:18.938	81	26.965	2:16.377	47	30.435	2:18.015
71	14.065	2:26.576	95	18.626	2:16.814	17	25.745	2:16.749	17	27.640	2:15.142	17	31.435	2:16.356
17	14.239	2:26.750	81	19.551	2:16.470	95	26.756	2:19.591	95	28.274	2:14.765	95	31.760	2:16.047
81	14.491	2:27.002	17	20.457	2:17.628	37	27.513	2:17.136	37	29.599	2:15.333	37	33.731	2:16.693
37	15.555	2:28.066	71	21.684	2:19.029	71	28.309	2:18.086	71	33.187	2:18.125	71	38.253	2:17.627
7	16.331	2:28.842	37	21.838	2:17.693	7	34.054	2:20.120	29	42.085	2:19.995	11	43.463	2:33.433 P
29	17.790	2:30.301	7	25.395	2:20.474	29	35.337	2:20.410	7	43.401	2:22.594	4	48.347	2:17.310
88	18.024	2:30.535	29	26.388	2:20.008	88	36.727	2:20.151	4	43.598	2:16.974	29	50.541	2:21.017
27	20.934	2:33.445	88	28.037	2:21.423	4	39.871	2:18.074	88	44.618	2:21.138	7	52.339	2:21.499
73	21.188	2:33.699	28	32.864	2:22.878	73	45.229	2:21.897	73	52.530	2:20.548	88	52.837	2:20.780
28	21.396	2:33.907	4	33.258	2:19.677	27	46.335	2:24.425	12	55.582	2:22.261	73	1:01.688	2:21.719
12	21.930	2:34.441	27	33.371	2:23.847	12	46.568	2:22.873	22	57.091	2:22.604	12	1:03.615	2:20.594
22	23.868	2:36.379	73	34.793	2:25.015	22	47.734	2:23.121	27	57.536	2:24.448	22	1:09.962	2:25.432
70	24.300	2:36.811	12	35.156	2:24.636	70	52.493	2:25.610	70	1:01.771	2:22.525	27	1:10.194	2:25.219
69	24.395	2:36.906	22	36.074	2:23.616	61	53.019	2:26.522	61	1:02.353	2:22.581	70	1:10.355	2:21.145
61	24.460	2:36.971	61	37.958	2:24.908	30	59.739	2:26.368	30	1:11.056	2:24.564	61	1:12.649	2:22.857
4	24.991	2:37.502	70	38.344	2:25.454	69	1:01.345	2:29.649	82	1:13.739	2:25.319	30	1:23.568	2:25.073
44	28.307	2:40.818	69	43.157	2:30.172	82	1:01.667	2:27.512	44	1:18.082	2:26.250	82	1:26.737	2:25.559
30	28.351	2:40.862	30	44.832	2:27.891	40	1:02.614	2:26.777	38	1:19.655	2:26.716	44	1:28.216	2:22.695
40	29.752	2:42.263	82	45.616	2:27.099	44	1:05.079	2:23.892	77	1:25.914	2:29.747	38	1:28.943	2:21.849
82	29.927	2:42.438	101	46.851	2:27.060	38	1:06.186	2:26.955	101	1:29.997	2:29.069	77	1:42.830	2:29.477
101	31.201	2:43.712	40	47.298	2:28.956	77	1:09.414	2:30.613	66	1:34.856	2:32.265	101	1:44.259	2:26.823
66	32.557	2:45.068	77	50.262	2:28.960	28	1:09.632	2:48.229 P	96	1:35.052	2:30.573	96	1:50.574	2:28.083
77	32.712	2:45.223	38	50.692	2:26.184	101	1:14.175	2:38.785	99	1:37.173	2:33.612	66	1:53.360	2:31.065
49	33.051	2:45.562	44	52.648	2:35.751	66	1:15.838	2:31.440	46	1:37.690	2:32.403	46	1:54.560	2:29.431
99	34.782	2:47.293	66	55.859	2:34.712	99	1:16.808	2:32.109	39	1:37.916	2:33.238	99	1:54.953	2:30.341
46	35.564	2:48.075	99	56.160	2:32.788	96	1:17.726	2:29.857	50	1:38.534	2:32.761	50	1:55.724	2:29.751
39	35.917	2:48.428	46	57.089	2:32.935	39	1:17.925	2:32.146	86	1:40.804	2:32.720	39	1:56.961	2:31.606
38	35.918	2:48.429	39	57.240	2:32.733	46	1:18.534	2:32.906	69	1:48.644	3:00.546	86	1:59.186	2:30.943
86	37.560	2:50.071	96	59.330	2:32.923	50	1:19.020	2:30.137	49	1:52.850	2:30.045	69	2:04.421	2:28.338
96	37.817	2:50.328	86	59.921	2:33.771	86	1:21.331	2:32.871	40	2:06.182	3:16.815 P	49	2:08.211	2:27.922
50	40.329	2:52.840	50	1:00.344	2:31.425	49	1:36.052	2:30.683						
64	1:08.195	3:20.706 P	49	1:16.830	2:55.189	18	1 LAP	3:54.406						

Weather / Track : Sunny / Dry

Silverstone Historic GP
Circuit Length = 3.1730 miles
Start: 12:15 End: 12:42

Masters 'Gentleman Drivers' pre-66 GT
RACE 5 (Part 1) - LAP CHART

Lap 6			Lap 7			Lap 8			Lap 9			Lap 10		
No	Behind	Laptime	No	Behind	Laptime	No	Behind	Laptime	No	Behind	Laptime	No	Behind	Laptime
33		2:11.349	33		2:13.122	33		2:13.858	33		2:14.364	33		2:14.545
55	7.704	2:12.701	66	1 LAP	2:31.972	101	1 LAP	2:28.253	55	12.985	2:15.180	30	1 LAP	2:28.063
87	13.820	2:13.175	50	1 LAP	2:30.413	96	1 LAP	2:28.626	101	1 LAP	2:28.972	82	1 LAP	2:25.382
10	14.343	2:12.781	99	1 LAP	2:31.939	55	12.169	2:17.467	96	1 LAP	2:29.749	55	11.523	2:13.083
53	15.861	2:13.148	39	1 LAP	2:30.696	46	1 LAP	2:27.418	46	1 LAP	2:27.145	38	1 LAP	2:40.173 P
72	17.071	2:14.626	86	1 LAP	2:31.351	50	1 LAP	2:31.608	87	25.404	2:16.219	87	24.928	2:14.069
80	17.381	2:13.159	69	1 LAP	2:27.354	99	1 LAP	2:32.294	72	28.900	2:17.672	72	28.878	2:14.523
19	18.390	2:14.603	55	8.560	2:13.978	39	1 LAP	2:32.193	19	29.652	2:17.801	80	29.434	2:14.004
25	23.487	2:14.521	49	1 LAP	2:28.267	66	1 LAP	2:35.340	80	29.975	2:15.170	25	31.045	2:14.192
43	24.251	2:15.800	87	13.891	2:13.193	87	23.549	2:23.516	25	31.398	2:15.686	19	31.266	2:16.159
15	34.654	2:17.321	10	15.041	2:13.820	10	23.576	2:22.393	50	1 LAP	2:31.804	101	1 LAP	2:30.978
2	35.416	2:17.382	53	15.812	2:13.073	69	1 LAP	2:31.102	99	1 LAP	2:32.590	96	1 LAP	2:27.915
81	35.924	2:17.242	72	19.654	2:15.705	72	25.592	2:19.796	39	1 LAP	2:32.360	46	1 LAP	2:27.958
47	36.690	2:17.604	19	20.467	2:15.199	19	26.215	2:19.606	43	41.347	2:22.136	43	44.093	2:17.291
18	2 LAPS	2:42.557	80	25.571	2:21.312	86	1 LAP	2:36.477	69	1 LAP	2:34.168 P	95	46.273	2:14.853
95	37.453	2:17.042	25	26.166	2:15.801	80	29.169	2:17.456	66	1 LAP	2:36.508	2	50.120	2:17.613
17	37.673	2:17.587	43	27.927	2:16.798	49	1 LAP	2:31.633	95	45.965	2:16.787	50	1 LAP	2:29.671
37	38.552	2:16.170	2	39.315	2:17.021	25	30.076	2:17.768	2	47.052	2:17.949	99	1 LAP	2:30.616
71	44.171	2:17.267	95	40.572	2:16.241	43	33.575	2:19.506	86	1 LAP	2:33.395	39	1 LAP	2:31.433
4	55.431	2:18.433	15	41.144	2:19.612	53	41.000	2:39.046 P	49	1 LAP	2:32.879	17	57.757	2:18.597
29	57.536	2:18.344	17	44.578	2:20.027	2	43.467	2:18.010	17	53.705	2:17.626	37	1:00.765	2:20.158 P
7	59.429	2:18.439	37	46.616	2:21.186	95	43.542	2:16.828	37	55.152	2:17.895	49	1 LAP	2:29.953
88	1:00.166	2:18.678	71	51.278	2:20.229	15	46.758	2:19.472	15	56.709	2:24.315 P	71	1:04.230	2:18.242
73	1:11.174	2:20.835	81	52.094	2:29.292 P	17	50.443	2:19.723	71	1:00.533	2:18.420	86	1 LAP	2:35.179
12	1:13.025	2:20.759	4	1:00.305	2:17.996	37	51.621	2:18.863	4	1:09.496	2:17.718	4	1:11.253	2:16.302
22	1:21.240	2:22.627	29	1:03.651	2:19.237	71	56.477	2:19.057	29	1:13.473	2:18.484	66	1 LAP	2:41.488 P
27	1:24.103	2:25.258	18	2 LAPS	2:41.475	4	1:06.142	2:19.695	88	1:23.232	2:19.859	29	1:16.835	2:17.907
70	1:24.327	2:25.321	7	1:08.913	2:22.606	29	1:09.353	2:19.560	7	1:25.820	2:21.294	88	1:27.962	2:19.275
61	1:33.199	2:31.899	88	1:09.907	2:22.863	88	1:17.737	2:21.688	73	1:39.768	2:23.204	7	1:30.893	2:19.618
30	1:36.648	2:24.429	73	1:20.539	2:22.487	7	1:18.890	2:23.835	12	1:49.162	2:30.666	73	1:47.370	2:22.147
82	1:41.658	2:26.270	12	1:21.727	2:21.824	73	1:30.928	2:24.247	22	1:50.296	2:24.666	22	1:58.396	2:22.645
44	1:41.877	2:25.010	40	2 LAPS	5:59.951	12	1:32.860	2:24.991	40	2 LAPS	2:25.006	12	2:00.193	2:25.576 P
38	1:42.629	2:25.035	22	1:30.933	2:22.815	18	2 LAPS	2:42.682	70	1:52.863	2:22.539	70	2:01.098	2:22.780
101	2:01.138	2:28.228	70	1:36.241	2:25.036	22	1:39.994	2:22.919	27	1:57.655	2:25.276	40	2 LAPS	2:25.385
96	2:07.042	2:27.817	27	1:36.422	2:25.441	40	2 LAPS	2:26.148	18	2 LAPS	2:40.249	27	2:07.141	2:24.031
46	2:12.005	2:28.794	61	1:46.509	2:26.432	70	1:44.688	2:22.305	61	2:09.753	2:26.447	61	2:20.363	2:25.155
77	2:12.800	2:41.319 P	30	1:50.303	2:26.777	27	1:46.743	2:24.179	77	1 LAP	2:31.766	15	2:21.629	3:39.465
			44	1:51.999	2:23.244	77	1 LAP	4:08.656	44	2:12.067	2:24.400	18	2 LAPS	2:39.798
			38	1:53.856	2:24.349	61	1:57.670	2:25.019				44	2:26.652	2:29.130
			82	1:55.425	2:26.889	30	2:01.839	2:25.394				77	1 LAP	2:33.928
						44	2:02.031	2:23.890						
						38	2:02.791	2:22.793						
						82	2:07.316	2:25.749						


Weather / Track : Sunny / Dry

Silverstone Historic GP
 Circuit Length = 3.1730 miles
 Start: 12:15 End: 12:42

Masters 'Gentleman Drivers' pre-66 GT

RACE 5 - GRID - (Part 2)

ROW 21	40	DRAPER/DRAPER	18	ARCHER/RAWE
ROW 20	53	OLIVER/PEARSON	69	KINCH/KINCH
ROW 19	77	BLOOHN/NUNN	10	BAILLY/BAILLY
ROW 18	86	COOKE/DOWD	66	PEARSON/DEVINE
ROW 17	39	BENJAMIN/RICHARDSON	49	MOORES/WARBURTON
ROW 16	50	BATEMAN/ATKINS	99	BIANCHI/BIANCHI
ROW 15	96	Mike BELL	46	GREEN/GREEN
ROW 14	38	WHALE/WHALE	101	Karl WETHERELL
ROW 13	30	GIBBON/HALL	82	WELLS/PAUL
ROW 12	15	BRYANT/BRYANT	44	BRONSON/SMITHIES
ROW 11	27	NAISMITH/YOUNG	61	OREBI GANN/BOURNE
ROW 10	12	BEGBIE/LEES	70	KREMER/KREMER
ROW 9	73	CLARKSON/WILLIAMS	22	LAWLEY/SMITH
ROW 8	88	Jeffrey PATTINSON	7	FRIEDRICHS/CLARK
ROW 7	4	JOHNSON/REUBEN	29	BELLINGER/AHLERS
ROW 6	37	WALKER/REDHOUSE	71	WELCH/GRACE
ROW 5	2	VOYAZIDES/HADFIELD	17	B-EDWARDS/HENDERSON
ROW 4	43	TWYMAN/WILLS	95	BATENBURG/WEAVERS
ROW 3	25	Neil CUNNINGHAM	19	CHILES/INGRAM
ROW 2	72	WOLFE/HALL	80	BEIGHTON/ECKFORD
ROW 1	33	MINSHAW/STRETTON	55	MINSHAW/MELLING
		Pole		



Silverstone Historic GP
Circuit Length = 3.1730 miles

These results are provisional until the conclusion of any judicial and technical matters.

Clerk of Course :		Timekeeper :
-------------------	--	--------------

Masters 'Gentleman Drivers' pre-66 GT

RACE 5 (Part 2) - CLASSIFICATION

POS	NO	CL	NAME	ENTRY	LAPS	TIME	GAP	DIFF	MPH	BEST	ON
1	72	C3	WOLFE/HALL	AC Cobra	9	19:52.871			86.18	2:11.082	4
2	19	C3	CHILES/INGRAM	AC Cobra	9	19:54.309	1.438	1.438	86.08	2:11.406	5
3	15	C3	BRYANT/BRYANT	AC Cobra	9	19:59.395	6.524	5.086	85.71	2:10.208	5
4	25	C3	Neil CUNNINGHAM	Jaguar E-type	9	20:13.304	20.433	13.909	84.73	2:12.699	2
5	4	C3	JOHNSON/REUBEN	TVR Griffith	9	20:29.293	36.422	15.989	83.63	2:14.762	6
6	81	C3	Steve TANDY	Jaguar E-type	9	20:37.044	44.173	7.751	83.10	2:12.740	5
7	7	C3	FRIEDRICHS/CLARK	Aston Martin DP214	9	20:43.783	50.912	6.739	82.65	2:16.207	9
8	37	C3	WALKER/REDHOUSE	Jaguar E-type	9	20:44.074	51.203	0.291	82.63	2:16.292	9
9	95	C3	BATENBURG/WEAVERS	Chevrolet Corvette	9	20:45.251	52.380	1.177	82.55	2:16.778	9
10	88	C3	Jeffrey PATTINSON	Shelby Mustang GT350	9	20:49.806	56.935	4.555	82.25	2:17.150	7
11	27	B2	NAISMITH/YOUNG	Aston Martin DB4	9	21:03.791	1:10.920	13.985	81.34	2:18.544	6
12	61	C2	OREBI GANN/BOURNE	Morgan SLR	9	21:04.081	1:11.210	0.290	81.32	2:18.194	7
13	71	C2	WELCH/GRACE	Austin-Healey 3000 Mkl	9	21:06.505	1:13.634	2.424	81.17	2:18.224	8
14	22	C1	LAWLEY/SMITH	MGB	9	21:12.958	1:20.087	6.453	80.76	2:19.694	4
15	38	C3	WHALE/WHALE	Shelby Mustang GT350	9	21:13.169	1:20.298	0.211	80.74	2:15.048	2
16	80	C3	BEIGHTON/ECKFORD	Sunbeam Le Mans Tiger	9	21:44.587	1:51.716	31.418	78.80	2:23.343	6
17	17	C3	B-EDWARDS/HENDERSON	AC Cobra	9	21:45.464	1:52.593	0.877	78.75	2:22.434	7
18	29	C2	BELLINGER/AHLERS	Morgan SLR	9	21:45.932	1:53.061	0.468	78.72	2:22.298	3
19	66	C2	PEARSON/DEVINE	Triumph TR4	9	21:49.132	1:56.261	3.200	78.53	2:21.797	8
20	55	C3	MINSHAW/MELLING	Jaguar E-type	9	21:50.838	1:57.967	1.706	78.42	2:23.082	6
21	30	C3	GIBBON/HALL	Chevrolet Corvette Stingray	9	21:54.194	2:01.323	3.356	78.22	2:22.726	8
22	73	C2	CLARKSON/WILLIAMS	Austin-Healey 3000 Mkl	9	21:54.592	2:01.721	0.398	78.20	2:21.212	8
23	77	C3	BLOOHN/NUNN	Shelby Mustang GT350	9	21:55.323	2:02.452	0.731	78.16	2:21.071	7
24	82	C1	WELLS/PAUL	TVR Grantura	9	22:03.076	2:10.205	7.753	77.70	2:23.983	8
25	101	C2	Karl WETHERELL	Triumph TR4	9	22:09.735	2:16.864	6.659	77.31	2:25.179	7
26	50	C1	BATEMAN/ATKINS	Lotus Elan S2	9	22:09.812	2:16.941	0.077	77.30	2:24.543	9
27	96	C1	Mike BELL	Gilbern 1800GT	9	22:32.874	2:40.003	23.062	75.99	2:26.149	8
28	39	C1	BENJAMIN/RICHARDSON	Porsche 911	8	19:54.028	1 lap	1 lap	76.53	2:25.658	7
29	86	B2	COOKE/DOWD	Aston Martin DB4	8	19:55.943	1 lap	1.915	76.41	2:25.741	6
30	40	C1	DRAPER/DRAPER	Alfa Romeo Giulia TZ1	8	20:04.918	1 lap	8.975	75.84	2:26.224	7
31	70	C2	KREMER/KREMER	Morgan Plus 4 Supersports	8	20:29.266	1 lap	24.348	74.33	2:31.283	8
32	18	B2	ARCHER/RAWE	Aston Martin DB4	8	20:30.362	1 lap	1.096	74.27	2:30.649	8
33	46	C1	GREEN/GREEN	MGB	8	20:39.278	1 lap	8.916	73.73	2:32.339	8
NOT CLASSIFIED											
DNF	44	C3	BRONSON/SMITHIES	Chevrolet Corvette	6	14:49.239	3 laps	2 laps	77.07	2:25.179	5
DNF	99	C1	BIANCHI/BIANCHI	MGB	3	8:55.650	6 laps	3 laps	63.97	2:28.182	2
DNF	47	C3	Chris SCRAGG	Jaguar E-type	2	5:09.755	7 laps	1 lap	73.75		
DNF	53	C3	OLIVER/PEARSON	Jaguar E-type	1	2:35.701	8 laps	1 lap	73.36		
FASTEST LAP											
15	C3	BRYANT/BRYANT	AC Cobra		5	2:10.208		87.72 mph		141.18 kph	
61	C2	OREBI GANN/BOURNE	Morgan SLR		7	2:18.194		82.65 mph		133.02 kph	
27	B2	NAISMITH/YOUNG	Aston Martin DB4		6	2:18.544		82.44 mph		132.68 kph	
22	C1	LAWLEY/SMITH	MGB		4	2:19.694		81.77 mph		131.59 kph	

Weather / Track : Bright / Dry
 These results are provisional until the conclusion of any judicial and technical matters.

Silverstone Historic GP
 Circuit Length = 3.1730 miles
 Start: 13:52 End: 14:15

Clerk of Course :	Timekeeper :
-------------------	--------------

Masters 'Gentleman Drivers' pre-66 GT

RACE 5 (Part 2) - LAP CHART

Lap 1			Lap 2			Lap 3			Lap 4			Lap 5		
No	Behind	Laptime	No	Behind	Laptime	No	Behind	Laptime	No	Behind	Laptime	No	Behind	Laptime
72		2:15.526	72		2:12.104	72		2:12.420	72		2:11.082	72		2:11.395
25	1.086	2:16.612	25	1.681	2:12.699	19	2.301	2:12.139	19	2.813	2:11.594	19	2.824	2:11.406
19	2.504	2:18.030	19	2.582	2:12.182	25	2.934	2:13.673	99	1 LAP	3:42.901 P	25	7.075	2:13.456
4	7.174	2:22.700	15	10.818	2:13.510	15	9.564	2:11.166	25	5.014	2:13.162	15	8.079	2:10.208
95	8.552	2:24.078	4	10.986	2:15.916	4	15.752	2:17.186	15	9.266	2:10.784	4	25.129	2:15.452
37	9.218	2:24.744	7	15.911	2:17.745	7	21.086	2:17.595	4	21.072	2:16.402	7	32.639	2:16.987
15	9.412	2:24.938	95	16.380	2:19.932	95	21.536	2:17.576	7	27.047	2:17.043	37	33.060	2:16.598
7	10.270	2:25.796	37	17.208	2:20.094	37	21.988	2:17.200	95	27.328	2:16.874	95	34.670	2:18.737
88	10.886	2:26.412	88	17.611	2:18.829	88	22.516	2:17.325	37	27.857	2:16.951	88	35.293	2:17.616
80	13.062	2:28.588	71	20.756	2:19.714	27	29.956	2:19.623	88	29.072	2:17.638	81	35.519	2:12.740
71	13.146	2:28.672	38	22.747	2:15.048	81	30.043	2:16.098	81	34.174	2:15.213	27	45.547	2:18.907
27	14.047	2:29.573	27	22.753	2:20.810	71	31.159	2:22.823	27	38.035	2:19.161	71	46.375	2:19.001
61	15.418	2:30.944	61	23.497	2:20.183	61	31.640	2:20.563	71	38.769	2:18.692	61	46.872	2:18.854
22	16.957	2:32.483	22	25.473	2:20.620	22	33.357	2:20.304	61	39.413	2:18.855	22	50.701	2:20.127
55	17.757	2:33.283	81	26.365	2:17.784	80	38.242	2:24.247	22	41.969	2:19.694	38	56.560	2:19.507
29	18.136	2:33.662	80	26.415	2:25.457	38	39.141	2:28.814	38	48.448	2:20.389	80	1:06.566	2:24.143
17	19.220	2:34.746	55	29.948	2:24.295	29	40.641	2:22.298	80	53.818	2:26.658	29	1:06.980	2:24.068
38	19.803	2:35.329	29	30.763	2:24.731	55	41.680	2:24.152	29	54.307	2:24.748	55	1:08.163	2:23.966
53	20.175	2:35.701	17	33.374	2:26.258	17	44.301	2:23.347	55	55.592	2:24.994	17	1:08.807	2:24.272
44	20.576	2:36.102	44	35.339	2:26.867	66	47.449	2:24.181	17	55.930	2:22.711	66	1:15.132	2:24.184
81	20.685	2:36.211	66	35.688	2:24.357	44	50.670	2:27.751	66	1:02.343	2:25.976	44	1:19.509	2:25.179
101	21.506	2:37.032	101	36.636	2:27.234	101	51.330	2:27.114	44	1:05.725	2:26.137	30	1:19.850	2:25.124
82	22.985	2:38.511	82	37.028	2:26.147	30	51.542	2:24.792	30	1:06.121	2:25.661	77	1:20.408	2:24.909
66	23.435	2:38.961	30	39.170	2:24.670	82	52.196	2:27.588	77	1:06.894	2:25.411	73	1:20.858	2:24.176
70	25.999	2:41.525	77	40.178	2:24.682	77	52.565	2:24.807	101	1:07.888	2:27.640	101	1:22.222	2:25.729
47	26.084	2:41.610	50	41.209	2:26.119	50	53.821	2:25.032	73	1:08.077	2:23.813	82	1:22.378	2:25.219
30	26.604	2:42.130	47	42.125	2:28.145 P	73	55.346	2:21.918	82	1:08.554	2:27.440	50	1:24.479	2:26.236
50	27.194	2:42.720	96	43.822	2:28.290	96	58.334	2:26.932	50	1:09.638	2:26.899	96	1:30.199	2:26.884
77	27.600	2:43.126	99	45.119	2:28.182	86	59.208	2:26.257	96	1:14.710	2:27.458	39	1:33.755	2:26.873
96	27.636	2:43.162	86	45.371	2:29.146	39	1:02.980	2:27.057	86	1:16.244	2:28.118	86	1:33.903	2:29.054
86	28.329	2:43.855	73	45.848	2:26.415	40	1:08.948	2:31.073	39	1:18.277	2:26.379	40	1:41.530	2:27.629
99	29.041	2:44.567	39	48.343	2:30.447	70	1:09.854	2:32.443	40	1:25.296	2:27.430	70	1:51.933	2:32.097
39	30.000	2:45.526	70	49.831	2:35.936	18	1:11.813	2:32.104	70	1:31.231	2:32.459	18	1:53.064	2:32.303
46	30.683	2:46.209	40	50.295	2:30.432	46	1:15.462	2:34.413	18	1:32.156	2:31.425	46	1:59.108	2:32.821
18	31.270	2:46.796	18	52.129	2:32.963				46	1:37.682	2:33.302			
73	31.537	2:47.063	46	53.469	2:34.890									
40	31.967	2:47.493												

Weather / Track : Bright / Dry

Silverstone Historic GP
Circuit Length = 3.1730 miles
Start: 13:52 End: 14:15

Masters 'Gentleman Drivers' pre-66 GT
RACE 5 (Part 2) - LAP CHART

Lap 6			Lap 7			Lap 8			Lap 9		
No	Behind	Laptime	No	Behind	Laptime	No	Behind	Laptime	No	Behind	Laptime
72		2:12.130	72		2:12.462	72		2:12.991	72		2:12.761
19	2.746	2:12.052	19	3.097	2:12.813	19	1.911	2:11.805	39	1 LAP	2:26.314
15	7.365	2:11.416	15	5.647	2:10.744	15	8.182	2:15.526	19	1.438	2:12.288
25	9.561	2:14.616	46	1 LAP	2:32.915	25	16.187	2:17.394	86	1 LAP	2:27.870
4	27.761	2:14.762	25	11.784	2:14.685	70	1 LAP	2:31.983	15	6.524	2:11.103
7	37.101	2:16.592	4	30.209	2:14.910	18	1 LAP	2:32.678	40	1 LAP	2:28.226
81	37.509	2:14.120	81	39.451	2:14.404	46	1 LAP	2:32.389	25	20.433	2:17.007
37	37.999	2:17.069	7	42.088	2:17.449	4	33.310	2:16.092	70	1 LAP	2:31.283
95	39.625	2:17.085	37	42.607	2:17.070	81	40.789	2:14.329	4	36.422	2:15.873
88	41.443	2:18.280	95	44.109	2:16.946	7	47.466	2:18.369	18	1 LAP	2:30.649
27	51.961	2:18.544	88	46.131	2:17.150	37	47.672	2:18.056	81	44.173	2:16.145
61	52.974	2:18.232	27	58.250	2:18.751	95	48.363	2:17.245	46	1 LAP	2:32.339
71	53.932	2:19.687	61	58.706	2:18.194	88	50.950	2:17.810	7	50.912	2:16.207
22	58.466	2:19.895	71	1:00.090	2:18.620	27	1:04.256	2:18.997	37	51.203	2:16.292
38	1:03.663	2:19.233	22	1:06.075	2:20.071	61	1:04.515	2:18.800	95	52.380	2:16.778
80	1:17.779	2:23.343	38	1:10.206	2:19.005	71	1:05.323	2:18.224	88	56.935	2:18.746
29	1:18.092	2:23.242	80	1:29.451	2:24.134	22	1:13.057	2:19.973	27	1:10.920	2:19.425
55	1:19.115	2:23.082	17	1:29.778	2:22.434	38	1:15.749	2:18.534	61	1:11.210	2:19.456
17	1:19.806	2:23.129	29	1:30.505	2:24.875	80	1:40.679	2:24.219	71	1:13.634	2:21.072
66	1:27.485	2:24.483	55	1:32.794	2:26.141	29	1:41.875	2:24.361	22	1:20.087	2:19.791
30	1:30.988	2:23.268	66	1:37.268	2:22.245	17	1:42.146	2:25.359	38	1:20.298	2:17.310
44	1:34.582	2:27.203	30	1:41.556	2:23.030	55	1:45.797	2:25.994	80	1:51.716	2:23.798
77	1:34.867	2:26.589	77	1:43.476	2:21.071	66	1:46.074	2:21.797	17	1:52.593	2:23.208
73	1:35.314	2:26.586	73	1:44.249	2:21.397	30	1:51.291	2:22.726	29	1:53.061	2:23.947
82	1:36.112	2:25.864	82	1:47.950	2:24.300	73	1:52.470	2:21.212	66	1:56.261	2:22.948
101	1:36.856	2:26.764	101	1:49.573	2:25.179	77	1:52.808	2:22.323	55	1:57.967	2:24.931
50	1:39.301	2:26.952	50	1:51.921	2:25.082	82	1:58.942	2:23.983	30	2:01.323	2:22.793
96	1:45.262	2:27.193	96	1:59.420	2:26.620	101	2:02.352	2:25.770	73	2:01.721	2:22.012
39	1:47.399	2:25.774	39	2:00.595	2:25.658	50	2:05.159	2:26.229	77	2:02.452	2:22.405
86	1:47.514	2:25.741	86	2:00.954	2:25.902	96	2:12.578	2:26.149	82	2:10.205	2:24.024
40	1:55.811	2:26.411	40	2:09.573	2:26.224				101	2:16.864	2:27.273
70	2:11.343	2:31.540							50	2:16.941	2:24.543
18	2:12.378	2:31.444							96	2:40.003	2:40.186

Weather / Track : Bright / Dry

Silverstone Historic GP
 Circuit Length = 3.1730 miles
 Start: 13:52 End: 14:15

Masters 'Gentleman Drivers' pre-66 GT

RACE 5 - COMBINED RACE CLASSIFICATION

POS	NO	CL	NAME	ENTRY	TOTAL		RACE 1		RACE 2	
					LAPS	TIME	LAPS	TIME	LAPS	TIME
1	72	C3	WOLFE/HALL	AC Cobra	19	42:30.177	10	22:37.306	9	19:52.871
2	19	C3	CHILES/INGRAM	AC Cobra	19	42:34.003	10	22:39.694	9	19:54.309
3	25	C3	Neil CUNNINGHAM	Jaguar E-type	19	42:52.777	10	22:39.473	9	20:13.304
4	95	C3	BATENBURG/WEAVERS	Chevrolet Corvette	19	43:39.952	10	22:54.701	9	20:45.251
5	4	C3	JOHNSON/REUBEN	TVR Griffith	19	43:48.974	10	23:19.681	9	20:29.293
6	37	C3	WALKER/REDHOUSE	Jaguar E-type	19	43:53.267	10	23:09.193	9	20:44.074
7	55	C3	MINSHAW/MELLING	Jaguar E-type	19	44:10.789	10	22:19.951	9	21:50.838
8	71	C2	WELCH/GRACE	Austin-Healey 3000 Mkl	19	44:19.163	10	23:12.658	9	21:06.505
9	80	C3	BEIGHTON/ECKFORD	Sunbeam Le Mans Tiger	19	44:22.449	10	22:37.862	9	21:44.587
10	7	C3	FRIEDRICHS/CLARK	Aston Martin DP214	19	44:23.104	10	23:39.321	9	20:43.783
11	88	C3	Jeffrey PATTINSON	Shelby Mustang GT350	19	44:26.196	10	23:36.390	9	20:49.806
12	15	C3	BRYANT/BRYANT	AC Cobra	19	44:29.452	10	24:30.057	9	19:59.395
13	17	C3	B-EDWARDS/HENDERSON	AC Cobra	19	44:51.649	10	23:06.185	9	21:45.464
14	29	C2	BELLINGER/AHLERS	Morgan SLR	19	45:11.195	10	23:25.263	9	21:45.932
15	27	B2	NAISMITH/YOUNG	Aston Martin DB4	19	45:19.360	10	24:15.569	9	21:03.791
16	22	C1	LAWLEY/SMITH	MGB	19	45:19.782	10	24:06.824	9	21:12.958
17	61	C2	OREBI GANN/BOURNE	Morgan SLR	19	45:32.872	10	24:28.791	9	21:04.081
18	73	C2	CLARKSON/WILLIAMS	Austin-Healey 3000 Mkl	19	45:50.390	10	23:55.798	9	21:54.592
19	38	C3	WHALE/WHALE	Shelby Mustang GT350	18	43:35.652	9	22:22.483	9	21:13.169
20	30	C3	GIBBON/HALL	Chevrolet Corvette Stingray	18	44:03.615	9	22:09.421	9	21:54.194
21	82	C1	WELLS/PAUL	TVR Grantura	18	44:15.293	9	22:12.217	9	22:03.076
22	70	C2	KREMER/KREMER	Morgan Plus 4 Supersports	18	44:38.792	10	24:09.526	8	20:29.266
23	101	C2	Karl WETHERELL	Triumph TR4	18	44:51.615	9	22:41.880	9	22:09.735
24	66	C2	PEARSON/DEVINE	Triumph TR4	18	45:08.990	9	23:19.858	9	21:49.132
25	50	C1	BATEMAN/ATKINS	Lotus Elan S2	18	45:10.222	9	23:00.410	9	22:09.812
26	96	C1	Mike BELL	Gilbern 1800GT	18	45:18.745	9	22:45.871	9	22:32.874
27	77	C3	BLOOHN/NUNN	Shelby Mustang GT350	18	46:35.012	9	24:39.689	9	21:55.323
28	39	C1	BENJAMIN/RICHARDSON	Porsche 911	17	42:58.861	9	23:04.833	8	19:54.028
29	86	B2	COOKE/DOWD	Aston Martin DB4	17	43:12.721	9	23:16.778	8	19:55.943
30	46	C1	GREEN/GREEN	MGB	17	43:26.343	9	22:47.065	8	20:39.278
31	81	C3	Steve TANDY	Jaguar E-type	16	36:54.799	7	16:17.755	9	20:37.044
32	44	C3	BRONSON/SMITHIES	Chevrolet Corvette	16	39:24.319	10	24:35.080	6	14:49.239
33	40	C1	DRAPER/DRAPER	Alfa Romeo Giulia TZ1	16	44:16.219	8	24:11.301	8	20:04.918
34	18	B2	ARCHER/RAWE	Aston Martin DB4	16	45:04.304	8	24:33.942	8	20:30.362
35	99	C1	BIANCHI/BIANCHI	MGB	12	31:59.232	9	23:03.582	3	8:55.650
36	33	C3	MINSHAW/STRETTON	Jaguar E-type	10	22:08.428	10	22:08.428		
37	87	C3	MONTEVERDE/PEARSON	Jaguar E-type	10	22:33.356	10	22:33.356		
38	43	C3	TWYMAN/WILLS	Bizzarrini 5300 GT	10	22:52.521	10	22:52.521		
39	2	C3	VOYAZIDES/HADFIELD	AC Cobra	10	22:58.548	10	22:58.548		
40	12	C1	BEGBIE/LEES	TVR Grantura	10	24:08.621	10	24:08.621		
41	53	C3	OLIVER/PEARSON	Jaguar E-type	9	20:56.220	8	18:20.519	1	2:35.701
42	49	C1	MOORES/WARBURTON	Alfa Romeo Giulia TZ1	9	23:12.133	9	23:12.133		
43	10	C3	BAILLY/BAILLY	AC Cobra	8	18:03.095	8	18:03.095		
44	47	C3	Chris SCRAGG	Jaguar E-type	8	18:58.984	6	13:49.229	2	5:09.755
45	69	C3	KINCH/KINCH	Ferrari 250 GTO Drogo	8	20:38.235	8	20:38.235		
46	11	C3	David HART	Bizzarrini 5300 GT	5	11:44.653	5	11:44.653		
47	28	C3	Roy STEPHENSON	Aston Martin DB5	3	7:45.014	3	7:45.014		
48	64	C2	LEVETT-PRINSEP/WYKEHAM	Austin-Healey 3000 Mkl	1	3:20.706	1	3:20.706		

Silverstone Historic GP
Circuit Length = 3.1730 miles
Start: 13:52 End: 14:15

Weather / Track : Sunny / Dry

These results are provisional until the conclusion of any judicial and technical matters.

Clerk of Course :	Timekeeper :
-------------------	--------------



SILVERSTONE CLASSIC

Silverstone

23rd - 25th July 2010



Results Provided by Timing Solutions Ltd
www.tsl-timing.com

Masters pre-66 Minis with Oldies But Goldies

QUALIFYING - RACE 1 - CLASSIFICATION

POS	NO	CL	NAME	ENTRY	TIME	ON	LAPS	GAP	DIFF	MPH
1	16	Mini	SWIFT/SWIFT	Morris Mini Cooper S	2:19.149	2	4			82.09
2	10	Mini	HACK/WHEELER	Austin Mini Cooper S	2:20.028	4	7	0.879	0.879	81.57
3	42	Mini	Mark HUNT	Austin Mini Cooper S	2:20.653	2	7	1.504	0.625	81.21
4	8	Mini	Richard MEINS	Austin Mini Cooper S	2:22.153	3	7	3.004	1.500	80.35
5	26	Mini	Ron MAYDON	Austin Mini Cooper S	2:22.178	5	7	3.029	0.025	80.34
6	69	Mini	Roger WILLS	Austin Mini Cooper S	2:22.774	3	6	3.625	0.596	80.00
7	22	O-B	Nigel WEBB	Jaguar Mk1	2:23.570	3	6	4.421	0.796	79.56
8	17	Mini	Jonathan HARTOP	Austin Mini Cooper S	2:23.690	6	6	4.541	0.120	79.49
9	38	Mini	SCHRYVER/HARRIS	Austin Mini Cooper S	2:23.693	6	6	4.544	0.003	79.49
10	35	O-B	Peter ADAMS	Turner 1650	2:23.795	6	6	4.646	0.102	79.43
11	50	Mini	Paul TARRY	Morris Mini Cooper S	2:23.961	6	6	4.812	0.166	79.34
12	120	Mini	Marc EARNSHAW	Austin Mini Cooper S	2:24.700	5	6	5.551	0.739	78.94
13	11	O-B	NAISMITH/YOUNG	Austin A105	2:24.893	4	5	5.744	0.193	78.83
14	20	Mini	Richard EYRE	Morris Mini Cooper S	2:25.182	5	6	6.033	0.289	78.67
15	7	Mini	TWYMAN/COTTINGHAM	Austin Mini Cooper S	2:25.300	2	5	6.151	0.118	78.61
16	27	Mini	Philip BURGESS	Austin Mini Cooper S	2:27.281	5	6	8.132	1.981	77.55
17	124	O-S	Mike WRIGLEY	Austin A35	2:27.300	5	5	8.151	0.019	77.54
18	98	O-B	GITTINGS/DRON	Ford Zodiac	2:27.592	4	6	8.443	0.292	77.39
19	72	Mini	Andy HARRISON	Austin Mini Cooper S	2:27.901	5	6	8.752	0.309	77.23
20	70	O-A	LOVE/KEEN	Jaguar Mk7	2:31.672	4	5	12.523	3.771	75.31
21	34	Mini	Tim HARBER	Austin Mini Cooper S	2:32.240	5	6	13.091	0.568	75.03
22	56	Mini	PADMORE/KINSELLA	Austin Mini Cooper S	2:32.652	2	4	13.503	0.412	74.82
23	66	O-S	Anthony ROBINSON	Austin A35	2:32.944	6	6	13.795	0.292	74.68
24	52	O-A	CHASE-GARDENER/ALLEN	Aston Martin DB2	2:33.823	5	6	14.674	0.879	74.26
25	46	O-S	Desmond SMAIL	Austin A40	2:34.378	3	6	15.229	0.555	73.99
26	28	O-C	Shaun BROMLEY	MGA	2:36.145	4	6	16.996	1.767	73.15
27	25	O-S	Ivor MILLER	Austin A35	2:36.859	6	6	17.710	0.714	72.82
28	81	INV	Ed GLAISTER	Ford Anglia 100E	2:39.457	4	5	20.308	2.598	71.63
29	33	O-C	Max CAWTHORN	Wolseley 1500	2:39.647	4	6	20.498	0.190	71.55
30	21	O-B	Jim WOODLEY	Austin A105	2:43.124	4	5	23.975	3.477	70.02
31	32	O-B	Chris GAWNE	Lancia Aurelia B20 GT	2:50.600	4	5	31.451	7.476	66.95
32	5	INV	Rae DAVIS	Ashley Sprite GT	2:51.947	2	3	32.798	1.347	66.43
33	96	O-D	Michael PEARSON	Renault Dauphine Gordini	3:15.767	5	5	56.618	23.820	58.34

Cars 11, 16 + 124 - Transponders not working - please fix before the race

Silverstone Historic GP
Circuit Length = 3.1730 miles
Start: 17:31 End: 17:49

Weather / Track : Bright / Dry
These results are provisional until the conclusion of any judicial and technical matters.

Clerk of Course :		Timekeeper :
-------------------	--	--------------

Masters pre-66 Minis with Oldies But Goldies

QUALIFYING - RACE 1 - LAP ANALYSIS

5	Rae DAVIS		INV Ashley Sprite GT				
1 -	2:37.870	+ -14.077	17:35:23.860	3 -	3:12.806	+ 20.859	17:41:28.613
2 -	2:51.947		17:38:15.807				
7	TWYMAN/COTTINGHAM		Mini Austin Mini Cooper S				
1 -	2:29.134	+ 3.834	17:36:09.979	4 -	3:27.886	+ 1:02.586	17:44:31.810
2 -	2:25.300		17:38:35.279	5 -	2:27.570	+ 2.270	17:46:59.380
3 -	2:28.645 P	+ 3.345	17:41:03.924				
8	Richard MEINS		Mini Austin Mini Cooper S				
1 -	2:22.243	+ 0.090	17:34:39.489	5 -	2:22.452	+ 0.299	17:44:08.698
2 -	2:22.338	+ 0.185	17:37:01.827	6 -	2:22.328	+ 0.175	17:46:31.026
3 -	2:22.153		17:39:23.980	7 -	2:22.490	+ 0.337	17:48:53.516
4 -	2:22.266	+ 0.113	17:41:46.246				
10	HACK/WHEELER		Mini Austin Mini Cooper S				
1 -	2:20.379	+ 0.351	17:34:45.251	5 -	2:20.047	+ 0.019	17:44:09.507
2 -	2:23.705	+ 3.677	17:37:08.956	6 -	2:21.841	+ 1.813	17:46:31.348
3 -	2:20.476	+ 0.448	17:39:29.432	7 -	2:21.474	+ 1.446	17:48:52.822
4 -	2:20.028		17:41:49.460				
11	NAISMITH/YOUNG		O-B Austin A105				
1 -	2:26.664	+ 1.771	17:37:11.047	4 -	2:24.893		17:44:30.830
2 -	2:27.687	+ 2.794	17:39:38.734	5 -	2:26.732	+ 1.839	17:46:57.562
3 -	2:27.203	+ 2.310	17:42:05.937				
16	SWIFT/SWIFT		Mini Morris Mini Cooper S				
1 -	2:20.228	+ 1.079	17:36:59.718	3 -	2:19.177	+ 0.028	17:41:38.044
2 -	2:19.149		17:39:18.867	4 -	6:26.060	+ 4:06.911	17:48:04.104
17	Jonathan HARTOP		Mini Austin Mini Cooper S				
1 -	2:36.867	+ 13.177	17:35:19.470	4 -	2:23.969	+ 0.279	17:42:39.952
2 -	2:31.082	+ 7.392	17:37:50.552	5 -	2:24.623	+ 0.933	17:45:04.575
3 -	2:25.431	+ 1.741	17:40:15.983	6 -	2:23.690		17:47:28.265
20	Richard EYRE		Mini Morris Mini Cooper S				
1 -	2:30.702	+ 5.520	17:35:14.538	4 -	2:25.416	+ 0.234	17:42:34.311
2 -	2:27.010	+ 1.828	17:37:41.548	5 -	2:25.182		17:44:59.493
3 -	2:27.347	+ 2.165	17:40:08.895	6 -	2:25.406	+ 0.224	17:47:24.899
21	Jim WOODLEY		O-B Austin A105				
1 -	2:45.245	+ 2.121	17:35:55.314	4 -	2:43.124		17:44:08.241
2 -	2:45.372	+ 2.248	17:38:40.686	5 -	2:43.674	+ 0.550	17:46:51.915
3 -	2:44.431	+ 1.307	17:41:25.117				
22	Nigel WEBB		O-B Jaguar Mk1				
1 -	2:24.880	+ 1.310	17:34:43.239	4 -	2:24.473	+ 0.903	17:41:55.628
2 -	2:24.346	+ 0.776	17:37:07.585	5 -	2:24.151	+ 0.581	17:44:19.779
3 -	2:23.570		17:39:31.155	6 -	2:39.111 P	+ 15.541	17:46:58.890
25	Ivor MILLER		O-S Austin A35				
1 -	2:45.186	+ 8.327	17:35:12.603	4 -	2:37.143	+ 0.284	17:43:22.193
2 -	2:48.843	+ 11.984	17:38:01.446	5 -	2:40.535	+ 3.676	17:46:02.728
3 -	2:43.604	+ 6.745	17:40:45.050	6 -	2:36.859		17:48:39.587
26	Ron MAYDON		Mini Austin Mini Cooper S				
1 -	2:24.067	+ 1.889	17:34:53.000	5 -	2:22.178		17:44:26.940
2 -	2:24.381	+ 2.203	17:37:17.381	6 -	2:22.656	+ 0.478	17:46:49.596
3 -	2:22.816	+ 0.638	17:39:40.197	7 -	2:23.736	+ 1.558	17:49:13.332
4 -	2:24.565	+ 2.387	17:42:04.762				

Weather / Track : Bright / Dry

Silverstone Historic GP
Circuit Length = 3.1730 miles
Start: 17:31 End: 17:49

Masters pre-66 Minis with Oldies But Goldies

QUALIFYING - RACE 1 - LAP ANALYSIS

27	Philip BURGESS		Mini Austin Mini Cooper S				
1 -	2:29.093	+ 1.812	17:34:55.295	4 -	2:27.420	+ 0.139	17:42:23.206
2 -	2:27.588	+ 0.307	17:37:22.883	5 -	2:27.281		17:44:50.487
3 -	2:32.903	+ 5.622	17:39:55.786	6 -	2:28.487	+ 1.206	17:47:18.974
28	Shaun BROMLEY		O-C MGA				
1 -	2:48.209	+ 12.064	17:35:36.741	4 -	2:36.145		17:43:28.971
2 -	2:37.673	+ 1.528	17:38:14.414	5 -	2:45.393	+ 9.248	17:46:14.364
3 -	2:38.412	+ 2.267	17:40:52.826	6 -	2:53.463 P	+ 17.318	17:49:07.827
32	Chris GAWNE		O-B Lancia Aurelia B20 GT				
1 -	2:58.850	+ 8.250	17:35:57.550	4 -	2:50.600		17:44:31.116
2 -	2:52.212	+ 1.612	17:38:49.762	5 -	2:52.017	+ 1.417	17:47:23.133
3 -	2:50.754	+ 0.154	17:41:40.516				
33	Max CAWTHORN		O-C Wolseley 1500				
1 -	2:45.370	+ 5.723	17:35:38.515	4 -	2:39.647		17:43:39.549
2 -	2:40.672	+ 1.025	17:38:19.187	5 -	2:39.719	+ 0.072	17:46:19.268
3 -	2:40.715	+ 1.068	17:40:59.902	6 -	2:40.027	+ 0.380	17:48:59.295
34	Tim HARBER		Mini Austin Mini Cooper S				
1 -	2:36.960	+ 4.720	17:35:28.437	4 -	2:35.107	+ 2.867	17:43:13.492
2 -	2:34.564	+ 2.324	17:38:03.001	5 -	2:32.240		17:45:45.732
3 -	2:35.384	+ 3.144	17:40:38.385	6 -	2:33.023	+ 0.783	17:48:18.755
35	Peter ADAMS		O-B Turner 1650				
1 -	2:41.710	+ 17.915	17:35:22.191	4 -	2:26.671	+ 2.876	17:42:50.189
2 -	2:32.043	+ 8.248	17:37:54.234	5 -	2:27.499	+ 3.704	17:45:17.688
3 -	2:29.284	+ 5.489	17:40:23.518	6 -	2:23.795		17:47:41.483
38	SCHRYVER/HARRIS		Mini Austin Mini Cooper S				
1 -	2:31.943	+ 8.250	17:35:21.753	4 -	2:24.781	+ 1.088	17:42:42.279
2 -	2:29.834	+ 6.141	17:37:51.587	5 -	2:24.227	+ 0.534	17:45:06.506
3 -	2:25.911	+ 2.218	17:40:17.498	6 -	2:23.693		17:47:30.199
42	Mark HUNT		Mini Austin Mini Cooper S				
1 -	2:20.483	+ -0.170	17:34:51.685	5 -	2:21.427	+ 0.774	17:44:19.602
2 -	2:20.653		17:37:12.338	6 -	2:21.624	+ 0.971	17:46:41.226
3 -	2:24.455	+ 3.802	17:39:36.793	7 -	2:21.667	+ 1.014	17:49:02.893
4 -	2:21.382	+ 0.729	17:41:58.175				
46	Desmond SMAIL		O-S Austin A40				
1 -	2:42.181	+ 7.803	17:35:15.273	4 -	2:40.792	+ 6.414	17:43:07.082
2 -	2:36.639	+ 2.261	17:37:51.912	5 -	2:34.927	+ 0.549	17:45:42.009
3 -	2:34.378		17:40:26.290	6 -	2:35.630	+ 1.252	17:48:17.639
50	Paul TARRY		Mini Morris Mini Cooper S				
1 -	2:25.278	+ 1.317	17:34:48.210	4 -	2:27.059	+ 3.098	17:42:05.792
2 -	2:25.844	+ 1.883	17:37:14.054	5 -	2:28.801	+ 4.840	17:44:34.593
3 -	2:24.679	+ 0.718	17:39:38.733	6 -	2:23.961		17:46:58.554
52	CHASE-GARDENER/ALLEN		O-A Aston Martin DB2				
1 -	2:40.770	+ 6.947	17:35:43.654	4 -	2:34.626	+ 0.803	17:43:31.831
2 -	2:37.008	+ 3.185	17:38:20.662	5 -	2:33.823		17:46:05.654
3 -	2:36.543	+ 2.720	17:40:57.205	6 -	2:35.600	+ 1.777	17:48:41.254
56	PADMORE/KINSELLA		Mini Austin Mini Cooper S				
1 -	2:31.951	+ -0.701	17:35:18.917	3 -	3:02.788 P	+ 30.136	17:40:54.357
2 -	2:32.652		17:37:51.569	4 -	8:27.033	+ 5:54.381	17:49:21.390

Weather / Track : Bright / Dry

Silverstone Historic GP
Circuit Length = 3.1730 miles
Start: 17:31 End: 17:49

Masters pre-66 Minis with Oldies But Goldies

QUALIFYING - RACE 1 - LAP ANALYSIS

66	Anthony ROBINSON		O-S Austin A35				
1 -	2:52.946	+ 20.002	17:35:31.536	4 -	2:34.570	+ 1.626	17:43:29.362
2 -	2:47.704	+ 14.760	17:38:19.240	5 -	2:33.578	+ 0.634	17:46:02.940
3 -	2:35.552	+ 2.608	17:40:54.792	6 -	2:32.944		17:48:35.884
69	Roger WILLS		Mini Austin Mini Cooper S				
1 -	2:23.402	+ 0.628	17:36:03.084	4 -	2:23.902	+ 1.128	17:43:13.297
2 -	2:23.537	+ 0.763	17:38:26.621	5 -	2:23.742	+ 0.968	17:45:37.039
3 -	2:22.774		17:40:49.395	6 -	2:22.987	+ 0.213	17:48:00.026
70	LOVE/KEEN		O-A Jaguar Mk7				
1 -	2:30.661	+ -1.011	17:35:38.445	4 -	2:31.672		17:43:14.689
2 -	2:32.025	+ 0.353	17:38:10.470	5 -	2:46.770 P	+ 15.098	17:46:01.459
3 -	2:32.547	+ 0.875	17:40:43.017				
72	Andy HARRISON		Mini Austin Mini Cooper S				
1 -	2:31.538	+ 3.637	17:35:02.358	4 -	2:28.031	+ 0.130	17:42:30.570
2 -	2:29.547	+ 1.646	17:37:31.905	5 -	2:27.901		17:44:58.471
3 -	2:30.634	+ 2.733	17:40:02.539	6 -	2:28.386	+ 0.485	17:47:26.857
81	Ed GLAISTER		INV Ford Anglia 100E				
1 -	2:38.655	+ -0.802	17:35:15.961	4 -	2:39.457		17:43:25.165
2 -	2:41.793	+ 2.336	17:37:57.754	5 -	3:00.422 P	+ 20.965	17:46:25.587
3 -	2:47.954	+ 8.497	17:40:45.708				
96	Michael PEARSON		O-D Renault Dauphine Gordini				
1 -	3:20.559	+ 4.792	17:36:02.452	4 -	3:15.871	+ 0.104	17:45:53.636
2 -	3:18.799	+ 3.032	17:39:21.251	5 -	3:15.767		17:49:09.403
3 -	3:16.514	+ 0.747	17:42:37.765				
98	GITTINGS/DRON		O-B Ford Zodiac				
1 -	2:33.647	+ 6.055	17:35:33.399	4 -	2:27.592		17:42:57.644
2 -	2:28.217	+ 0.625	17:38:01.616	5 -	2:28.034	+ 0.442	17:45:25.678
3 -	2:28.436	+ 0.844	17:40:30.052	6 -	2:27.667	+ 0.075	17:47:53.345
120	Marc EARNSHAW		Mini Austin Mini Cooper S				
1 -	2:24.660	+ -0.040	17:34:49.051	4 -	2:25.713	+ 1.013	17:42:06.884
2 -	2:26.591	+ 1.891	17:37:15.642	5 -	2:24.700		17:44:31.584
3 -	2:25.529	+ 0.829	17:39:41.171	6 -	2:26.879	+ 2.179	17:46:58.463
124	Mike WRIGLEY		O-S Austin A35				
1 -	2:28.824	+ 1.524	17:37:22.192	4 -	2:27.538	+ 0.238	17:44:45.893
2 -	2:28.609	+ 1.309	17:39:50.801	5 -	2:27.300		17:47:13.193
3 -	2:27.554	+ 0.254	17:42:18.355				

Weather / Track : Bright / Dry

Masters pre-66 Minis with Oldies But Goldies

RACE 1 - GRID

ROW 17	3:15.767 96 Michael PEARSON	
ROW 16	2:50.600 32 Chris GAWNE	2:51.947 5 Rae DAVIS
ROW 15	2:39.647 33 Max CAWTHORN	2:43.124 21 Jim WOODLEY
ROW 14	2:36.859 25 Ivor MILLER	2:39.457 81 Ed GLAISTER
ROW 13	2:34.378 46 Desmond SMAIL	2:36.145 28 Shaun BROMLEY
ROW 12	2:32.944 66 Anthony ROBINSON	2:33.823 52 CHASE-GARDENER/ALLEN
ROW 11	2:32.240 34 Tim HARBER	2:32.652 56 PADMORE/KINSELLA
ROW 10	2:27.901 72 Andy HARRISON	2:31.672 70 LOVE/KEEN
ROW 9	2:27.300 124 Mike WRIGLEY	2:27.592 98 GITTINGS/DRON
ROW 8	2:25.300 7 TWYMAN/COTTINGHAM	2:27.281 27 Philip BURGESS
ROW 7	2:24.893 11 NAISMITH/YOUNG	2:25.182 20 Richard EYRE
ROW 6	2:23.961 50 Paul TARRY	2:24.700 120 Marc EARNSHAW
ROW 5	2:23.693 38 SCHRIVVER/HARRIS	2:23.795 35 Peter ADAMS
ROW 4	2:23.570 22 Nigel WEBB	2:23.690 17 Jonathan HARTOP
ROW 3	2:22.178 26 Ron MAYDON	2:22.774 69 Roger WILLS
ROW 2	2:20.653 42 Mark HUNT	2:22.153 8 Richard MEINS
ROW 1	2:19.149 16 SWIFT/SWIFT	2:20.028 10 HACK/WHEELER

Pole



Silverstone Historic GP
Circuit Length = 3.1730 miles

These results are provisional until the conclusion of any judicial and technical matters.

Clerk of Course :		Timekeeper :
-------------------	--	--------------

Masters pre-66 Minis with Oldies But Goldies

RACE 1 - CLASSIFICATION

POS	NO	CL	NAME	ENTRY	LAPS	TIME	GAP	DIFF	MPH	BEST	ON
1	10	Mini	Andrew HACK	Austin Mini Cooper S	9	21:03.255			81.38	2:18.909	8
2	16	Mini	Nick SWIFT	Morris Mini Cooper S	9	21:03.409	0.154	0.154	81.37	2:19.088	8
3	42	Mini	Mark HUNT	Austin Mini Cooper S	9	21:18.707	15.452	15.298	80.39	2:20.825	6
4	26	Mini	Ron MAYDON	Austin Mini Cooper S	9	21:31.275	28.020	12.568	79.61	2:22.280	9
5	69	Mini	Roger WILLS	Austin Mini Cooper S	9	21:39.248	35.993	7.973	79.12	2:21.596	3
6	35	O-B	Ben ADAMS	Turner 1650	9	21:50.832	47.577	11.584	78.42	2:21.523	9
7	50	Mini	Paul TARRY	Morris Mini Cooper S	9	22:06.758	1:03.503	15.926	77.48	2:24.740	4
8	11	O-B	Nick NAISMITH	Austin A105	9	22:19.528	1:16.273	12.770	76.74	2:26.629	9
9	5	INV	Rae DAVIS	Ashley Sprite GT	9	22:19.672	1:16.417	0.144	76.73	2:23.719	6
10	27	Mini	Philip BURGESS	Austin Mini Cooper S	9	22:20.247	1:16.992	0.575	76.70	2:26.367	3
11	20	Mini	Richard EYRE	Morris Mini Cooper S	9	22:20.464	1:17.209	0.217	76.69	2:25.859	9
12	17	Mini	Jonathan HARTOP	Austin Mini Cooper S	9	22:21.331	1:18.076	0.867	76.64	2:26.876	6
13	72	Mini	Andy HARRISON	Austin Mini Cooper S	9	22:21.893	1:18.638	0.562	76.61	2:25.712	9
14	98	O-B	Tony DRON	Ford Zodiac	9	22:25.072	1:21.817	3.179	76.43	2:27.180	6
15	120	Mini	Marc EARNSHAW	Austin Mini Cooper S	9	22:25.768	1:22.513	0.696	76.39	2:26.196	6
16	34	Mini	Tim HARBER	Austin Mini Cooper S	9	22:29.818	1:26.563	4.050	76.16	2:27.429	9
17	46	O-S	Desmond SMAIL	Austin A40	9	22:57.130	1:53.875	27.312	74.65	2:29.247	9
18	52	O-A	Paul CHASE-GARDENER	Aston Martin DB2	8	21:06.621	1 lap	1 lap	72.14	2:34.708	4
19	25	O-S	Ivor MILLER	Austin A35	8	21:10.495	1 lap	3.874	71.92	2:35.237	4
20	21	O-B	Jim WOODLEY	Austin A105	8	21:12.217	1 lap	1.722	71.82	2:34.380	8
21	33	O-C	Max CAWTHORN	Wolseley 1500	8	21:40.570	1 lap	28.353	70.26	2:39.326	6
22	70	O-A	Graham LOVE	Jaguar Mk7	8	22:28.164	1 lap	47.594	67.78	2:44.393	7
23	32	O-B	Chris GAWNE	Lancia Aurelia B20 GT	8	22:53.848	1 lap	25.684	66.51	2:48.589	8

NOT CLASSIFIED

DNF	38	Mini	Wil SCHRYVER	Austin Mini Cooper S	7	16:50.258	2 laps	1 lap	79.14	2:21.597	3
DNF	22	O-B	Nigel WEBB	Jaguar MkI	4	9:59.145	5 laps	3 laps	76.26	2:28.193	2
DNF	7	Mini	James COTTINGHAM	Austin Mini Cooper S	4	10:11.628	5 laps	12.483	74.70	2:28.487	2
DNF	124	O-S	Mike WRIGLEY	Austin A35	4	12:40.554	5 laps	2:28.926	60.07	2:26.829	3
DNF	96	O-D	Michael PEARSON	Renault Dauphine Gordini	4	13:30.315	5 laps	49.761	56.38	3:16.927	2
DNF	56	Mini	Nick PADMORE	Austin Mini Cooper S	3	9:03.900	6 laps	1 lap	63.00	2:32.054	2
DNF	8	Mini	Richard MEINS	Austin Mini Cooper S	2	5:23.937	7 laps	1 lap	70.52		
DNF	28	O-C	Shaun BROMLEY	MGA	0						
DNF	81	INV	Ed GLAISTER	Ford Anglia 100E	0						

FASTEST LAP

10	Mini	Andrew HACK	Austin Mini Cooper S	8	2:18.909	82.23 mph	132.34 kph
35	O-B	Ben ADAMS	Turner 1650	9	2:21.523	80.71 mph	129.89 kph
5	INV	Rae DAVIS	Ashley Sprite GT	6	2:23.719	79.48 mph	127.91 kph
124	O-S	Mike WRIGLEY	Austin A35	3	2:26.829	77.79 mph	125.20 kph
52	O-A	Paul CHASE-GARDENER	Aston Martin DB2	4	2:34.708	73.83 mph	118.82 kph
33	O-C	Max CAWTHORN	Wolseley 1500	6	2:39.326	71.69 mph	115.38 kph
96	O-D	Michael PEARSON	Renault Dauphine Gordini	2	3:16.927	58.00 mph	93.35 kph

Cars 11 + 120 - Transponders not working

Weather / Track : Sunny / Dry

These results are provisional until the conclusion of any judicial and technical matters.

Silverstone Historic GP

Circuit Length = 3.1730 miles

Start: 09:05 End: 09:28

Clerk of Course :	Timekeeper :
-------------------	--------------

Masters pre-66 Minis with Oldies But Goldies

RACE 1 - LAP CHART

Lap 1			Lap 2			Lap 3			Lap 4			Lap 5		
No	Behind	Laptime	No	Behind	Laptime	No	Behind	Laptime	No	Behind	Laptime	No	Behind	Laptime
16		2:22.979	16		2:19.986	16		2:20.275	16		2:20.079	16		2:19.551
10	0.271	2:23.250	10	0.540	2:20.255	10	0.388	2:20.123	10	0.471	2:20.162	10	0.557	2:19.637
8	2.279	2:25.258	42	4.318	2:21.102	42	5.069	2:21.026	42	6.552	2:21.562	42	8.864	2:21.863
42	3.202	2:26.181	69	5.956	2:22.475	69	7.277	2:21.596	69	10.055	2:22.857	69	14.926	2:24.422
69	3.467	2:26.446	26	8.923	2:24.444	26	11.044	2:22.396	26	13.637	2:22.672	26	16.975	2:22.889
26	4.465	2:27.444	38	11.577	2:23.151	38	12.899	2:21.597	38	14.429	2:21.609	38	17.208	2:22.330
38	8.412	2:31.391	22	19.022	2:28.193	35	25.885	2:25.938	35	28.951	2:23.145	35	31.153	2:21.753
22	10.815	2:33.794	11	19.435	2:27.274	50	27.509	2:27.692	50	32.170	2:24.740	50	38.538	2:25.919
17	11.584	2:34.563	50	20.092	2:27.094	22	27.640	2:28.893	22	35.826	2:28.265	11	48.191	2:30.281
11	12.147	2:35.126	35	20.222	2:28.051	11	28.042	2:28.882	11	37.461	2:29.498	27	48.738	2:29.255
35	12.157	2:35.136	20	20.638	2:26.946	20	28.527	2:28.164	20	38.015	2:29.567	20	48.943	2:30.479
50	12.984	2:35.963	17	21.685	2:30.087	17	29.354	2:27.944	27	39.034	2:29.577	17	49.419	2:29.179
7	13.244	2:36.223	7	21.745	2:28.487	27	29.536	2:26.367	120	39.379	2:29.921	72	49.827	2:28.552
20	13.678	2:36.657	120	22.394	2:28.283	120	29.537	2:27.418	17	39.791	2:30.516	98	50.247	2:29.698
120	14.097	2:37.076	98	22.989	2:28.043	124	30.132	2:26.829	98	40.100	2:29.498	120	52.142	2:32.314
98	14.932	2:37.911	27	23.444	2:27.936	98	30.681	2:27.967	72	40.826	2:29.342	34	54.142	2:29.083
124	15.338	2:38.317	124	23.578	2:28.226	72	31.563	2:27.153	34	44.610	2:29.126	5	54.255	2:25.688
27	15.494	2:38.473	72	24.685	2:28.308	7	32.233	2:30.763	96	1 LAP	3:21.523	124	1 LAP	5:07.182 P
72	16.363	2:39.342	34	27.566	2:29.828	34	35.563	2:28.272	5	48.118	2:26.848	46	1:12.994	2:31.917
56	16.721	2:39.700	56	28.789	2:32.054	5	41.349	2:28.605	7	48.309	2:36.155 P	52	1:33.820	2:36.478
34	17.724	2:40.703	5	33.019	2:29.911	46	48.021	2:33.468	46	1:00.628	2:32.686	25	1:37.293	2:37.786
46	22.298	2:45.277	46	34.828	2:32.516	52	1:02.264	2:37.087	52	1:16.893	2:34.708	21	1:43.412	2:39.467
5	23.094	2:46.073	8	40.972	2:58.679 P	25	1:03.900	2:38.007	25	1:19.058	2:35.237	96	1 LAP	3:20.128
25	27.288	2:50.267	52	45.452	2:35.762	21	1:06.921	2:36.652	21	1:23.496	2:36.654	33	1:58.400	2:43.344
52	29.676	2:52.655	25	46.168	2:38.866	33	1:13.475	2:40.646	33	1:34.607	2:41.211			
21	32.101	2:55.080	21	50.544	2:38.429	70	1:31.809	2:48.324	70	1:58.264	2:46.534			
33	33.463	2:56.442	33	53.104	2:39.627	32	1:40.521	2:49.987	32	2:10.293	2:49.851			
70	35.643	2:58.622	70	1:03.760	2:48.103	56	2:00.660	3:52.146 P						
32	41.313	3:04.292	32	1:10.809	2:49.482									
96	1:08.758	3:31.737	96	2:05.699	3:16.927									

Weather / Track : Sunny / Dry

Silverstone Historic GP
Circuit Length = 3.1730 miles
Start: 09:05 End: 09:28

Masters pre-66 Minis with Oldies But Goldies

RACE 1 - LAP CHART


Lap 6			Lap 7			Lap 8			Lap 9		
No	Behind	Laptime	No	Behind	Laptime	No	Behind	Laptime	No	Behind	Laptime
16		2:20.871	16		2:19.457	16		2:19.088	10		2:20.639
10	0.474	2:20.788	10	0.509	2:19.492	10	0.330	2:18.909	16	0.154	2:21.123
70	1 LAP	2:49.367	42	12.251	2:22.890	42	14.726	2:21.563	52	1 LAP	2:37.560
42	8.818	2:20.825	26	22.898	2:23.472	33	1 LAP	2:39.772	25	1 LAP	2:37.271
26	18.883	2:22.779	38	27.060	2:27.030 P	26	26.709	2:22.899	21	1 LAP	2:34.380
38	19.487	2:23.150	69	27.559	2:26.782	69	33.595	2:25.124	42	15.452	2:21.695
32	1 LAP	2:49.861	70	1 LAP	2:45.667	35	47.023	2:24.343	26	28.020	2:22.280
69	20.234	2:26.179	35	41.768	2:25.693	70	1 LAP	2:44.393	69	35.993	2:23.367
35	35.532	2:25.250	32	1 LAP	2:49.590	50	59.277	2:25.743	33	1 LAP	2:40.202
50	42.810	2:25.143	50	52.622	2:29.269	11	1:10.613	2:26.948	35	47.577	2:21.523
11	54.580	2:27.260	11	1:02.753	2:27.630	27	1:11.199	2:26.970	50	1:03.503	2:25.195
27	55.047	2:27.180	27	1:03.317	2:27.727	5	1:11.376	2:25.958	11	1:16.273	2:26.629
17	55.424	2:26.876	17	1:03.836	2:27.869	17	1:12.108	2:27.360	5	1:16.417	2:26.010
20	55.908	2:27.836	20	1:04.305	2:27.854	20	1:12.319	2:27.102	27	1:16.992	2:26.762
72	56.072	2:27.116	72	1:04.445	2:27.830	72	1:13.895	2:28.538	20	1:17.209	2:25.859
98	56.556	2:27.180	5	1:04.506	2:26.860	98	1:15.048	2:28.484	17	1:18.076	2:26.937
5	57.103	2:23.719	98	1:05.652	2:28.553	120	1:15.941	2:28.294	72	1:18.638	2:25.712
120	57.467	2:26.196	120	1:06.735	2:28.725	34	1:20.103	2:28.146	98	1:21.817	2:27.738
34	1:01.916	2:28.645	34	1:11.045	2:28.586	32	1 LAP	2:52.196	120	1:22.513	2:27.541
46	1:22.792	2:30.669	46	1:34.239	2:30.904	46	1:45.597	2:30.446	70	1 LAP	2:47.154
52	1:49.287	2:36.338	52	2:05.863	2:36.033				34	1:26.563	2:27.429
25	1:52.419	2:35.997	25	2:10.026	2:37.064				32	1 LAP	2:48.589
21	1:58.919	2:36.378	21	2:14.639	2:35.177				46	1:53.875	2:29.247
33	2:16.855	2:39.326									

Weather / Track : Sunny / Dry

Silverstone Historic GP
Circuit Length = 3.1730 miles
Start: 09:05 End: 09:28

Masters pre-66 Minis with Oldies But Goldies

RACE 11 - GRID - AMENDED

ROW 16	66	Anthony ROBINSON	
ROW 15	8	Richard MEINS	81 Ed GLAISTER
ROW 14	124	Mike WRIGLEY	96 Michael PEARSON
ROW 13	22	CUNNINGHAM/WEBB	7 COTTINGHAM/TWYMAN
ROW 12	32	Chris GAWNE	38 SCHRYVER/HARRIS
ROW 11	33	Max CAWTHORN	70 LOVE/KEEN
ROW 10	25	Ivor MILLER	21 Jim WOODLEY
ROW 9	46	Desmond SMAIL	52 CHASE-GARDENER/ALLEN
ROW 8	120	Marc EARNSHAW	34 Tim HARBER
ROW 7	72	Andy HARRISON	98 DRON/GITTINGS
ROW 6	20	Richard EYRE	17 Jonathan HARTOP
ROW 5	5	Rae DAVIS	27 Philip BURGESS
ROW 4	50	Paul TARRY	11 NAISMITH/YOUNG
ROW 3	69	Roger WILLS	35 Ben ADAMS
ROW 2	42	Mark HUNT	26 Ron MAYDON
ROW 1	10	HACK/WHEELER	16 SWIFT/SWIFT
Pole			
			

Silverstone Historic GP
Circuit Length = 3.1730 miles

These results are provisional until the conclusion of any judicial and technical matters.

Clerk of Course :		Timekeeper :
-------------------	--	--------------

Masters pre-66 Minis with Oldies But Goldies

RACE 11 - CLASSIFICATION

POS	NO	CL	NAME	ENTRY	LAPS	TIME	GAP	DIFF	MPH	BEST	ON
1	42	Mini	Mark HUNT	Austin Mini Cooper S	9	21:27.124			79.87	2:22.212	2
2	35	O-B	Ben ADAMS	Turner 1650	9	21:29.646	2.522	2.522	79.71	2:20.020	9
3	10	Mini	HACK/WHEELER	Austin Mini Cooper S	9	21:36.322	9.198	6.676	79.30	2:22.892	8
4	26	Mini	Ron MAYDON	Austin Mini Cooper S	9	21:36.542	9.418	0.220	79.29	2:22.769	3
5	16	Mini	SWIFT/SWIFT	Morris Mini Cooper S	9	21:44.663	17.539	8.121	78.79	2:24.044	3
6	27	Mini	Philip BURGESS	Austin Mini Cooper S	9	21:50.904	23.780	6.241	78.42	2:23.814	5
7	5	INV	Rae DAVIS	Ashley Sprite GT	9	21:52.731	25.607	1.827	78.31	2:24.071	3
8	50	Mini	Paul TARRY	Morris Mini Cooper S	9	21:55.246	28.122	2.515	78.16	2:24.302	8
9	20	Mini	Richard EYRE	Morris Mini Cooper S	9	21:55.444	28.320	0.198	78.15	2:24.706	3
10	17	Mini	Jonathan HARTOP	Austin Mini Cooper S	9	21:56.940	29.816	1.496	78.06	2:24.669	7
11	69	Mini	Roger WILLS	Austin Mini Cooper S	9	22:04.631	37.507	7.691	77.61	2:25.461	7
12	72	Mini	Andy HARRISON	Austin Mini Cooper S	9	22:19.589	52.465	14.958	76.74	2:27.185	9
13	120	Mini	Marc EARNSHAW	Austin Mini Cooper S	9	22:28.036	1:00.912	8.447	76.26	2:25.725	9
14	124	O-S	Mike WRIGLEY	Austin A35	9	22:32.334	1:05.210	4.298	76.02	2:28.175	3
15	11	O-B	NAISMITH/YOUNG	Austin A105	9	22:33.715	1:06.591	1.381	75.94	2:28.684	9
16	46	O-S	Desmond SMAIL	Austin A40	9	22:34.323	1:07.199	0.608	75.90	2:28.515	9
17	52	O-A	CHASE-GARDENER/ALLEN	Aston Martin DB2	9	23:05.820	1:38.696	31.497	74.18	2:31.408	7
18	66	O-S	Anthony ROBINSON	Austin A35	9	23:08.524	1:41.400	2.704	74.03	2:30.225	9
19	25	O-S	Ivor MILLER	Austin A35	9	23:10.815	1:43.691	2.291	73.91	2:32.029	9
20	70	O-A	LOVE/KEEN	Jaguar Mk7	9	23:23.205	1:56.081	12.390	73.26	2:31.476	2
21	33	O-C	Max CAWTHORN	Wolseley 1500	8	21:27.508	1 lap	1 lap	70.97	2:38.043	2
22	21	O-B	Jim WOODLEY	Austin A105	8	21:53.944	1 lap	26.436	69.54	2:34.959	3
23	32	O-B	Chris GAWNE	Lancia Aurelia B20 GT	8	22:46.302	1 lap	52.358	66.88	2:48.144	2

NOT CLASSIFIED

DNF	98	O-B	DRON/GITTINGS	Ford Zodiac	7	17:49.437	2 laps	1 lap	74.76	2:30.525	3
DNF	34	Mini	Tim HARBER	Austin Mini Cooper S	3	8:23.965	6 laps	4 laps	67.99	2:39.122	2
DNF	96	O-D	Michael PEARSON	Renault Dauphine Gordini	3	10:34.467	6 laps	2:10.502	54.01	3:26.256	2
DNF	7	Mini	COTTINGHAM/TWYMAN	Austin Mini Cooper S	1	2:49.507	8 laps	2 laps	67.38		
DNF	38	Mini	SCHRYVER/HARRIS	Austin Mini Cooper S	0						
DNF	81	INV	Ed GLAISTER	Ford Anglia 100E	0						

FASTEST LAP

35	O-B	Ben ADAMS	Turner 1650	9	2:20.020	81.58 mph	131.29 kph
42	Mini	Mark HUNT	Austin Mini Cooper S	2	2:22.212	80.32 mph	129.26 kph
5	INV	Rae DAVIS	Ashley Sprite GT	3	2:24.071	79.28 mph	127.59 kph
124	O-S	Mike WRIGLEY	Austin A35	3	2:28.175	77.09 mph	124.06 kph
52	O-A	CHASE-GARDENER/ALLEN	Aston Martin DB2	7	2:31.408	75.44 mph	121.41 kph
33	O-C	Max CAWTHORN	Wolseley 1500	2	2:38.043	72.27 mph	116.31 kph
96	O-D	Michael PEARSON	Renault Dauphine Gordini	2	3:26.256	55.38 mph	89.12 kph

Weather / Track : Cloudy / Dry

These results are provisional until the conclusion of any judicial and technical matters.

Silverstone Historic GP
Circuit Length = 3.1730 miles
Start: 18:09 End: 18:32

Clerk of Course :	Timekeeper :
-------------------	--------------

Masters pre-66 Minis with Oldies But Goldies

RACE 11 - LAP CHART

Lap 1			Lap 2			Lap 3			Lap 4			Lap 5		
No	Behind	Laptime	No	Behind	Laptime	No	Behind	Laptime	No	Behind	Laptime	No	Behind	Laptime
42		2:25.233	42		2:22.212	42		2:22.222	42		2:23.010	42		2:22.651
10	1.795	2:27.028	10	3.199	2:23.616	10	4.629	2:23.652	10	5.912	2:24.293	26	6.763	2:23.087
16	2.446	2:27.679	26	4.964	2:24.220	26	5.511	2:22.769	26	6.327	2:23.826	10	6.848	2:23.587
26	2.956	2:28.189	16	5.431	2:25.197	16	7.253	2:24.044	16	8.631	2:24.388	35	10.374	2:22.257
69	3.421	2:28.654	5	5.707	2:24.389	5	7.556	2:24.071	5	9.366	2:24.820	16	10.703	2:24.723
5	3.530	2:28.763	69	6.749	2:25.540	27	11.212	2:23.969	35	10.768	2:21.131	5	11.466	2:24.751
50	7.158	2:32.391	27	9.465	2:24.402	35	12.647	2:23.057	27	12.824	2:24.622	27	13.987	2:23.814
27	7.275	2:32.508	50	11.158	2:26.212	69	13.119	2:28.592	69	16.266	2:26.157	50	18.805	2:25.026
20	8.365	2:33.598	35	11.812	2:25.613	50	15.003	2:26.067	50	16.430	2:24.437	20	19.544	2:24.854
35	8.411	2:33.644	20	12.898	2:26.745	20	15.382	2:24.706	20	17.341	2:24.969	17	21.174	2:25.065
17	9.710	2:34.943	17	13.659	2:26.161	17	16.699	2:25.262	17	18.760	2:25.071	69	21.452	2:27.837
11	10.312	2:35.545	72	17.114	2:28.372	72	22.631	2:27.739	72	27.606	2:27.985	72	33.123	2:28.168
72	10.954	2:36.187	11	17.258	2:29.158	11	25.436	2:30.400	124	32.234	2:29.245	124	39.017	2:29.434
98	12.540	2:37.773	124	20.046	2:28.742	124	25.999	2:28.175	11	33.570	2:31.144	11	40.258	2:29.339
46	13.146	2:38.379	98	21.188	2:30.860	98	29.491	2:30.525	120	34.252	2:27.259	120	40.729	2:29.128
34	13.480	2:38.713	120	21.687	2:29.858	46	30.002	2:30.097	46	36.559	2:29.567	46	43.277	2:29.369
124	13.516	2:38.749	46	22.127	2:31.193	120	30.003	2:30.538	98	39.098	2:32.617	98	47.968	2:31.521
120	14.041	2:39.274	70	26.482	2:31.476	70	35.828	2:31.568	70	44.942	2:32.124	70	55.035	2:32.744
25	16.618	2:41.851	25	27.632	2:33.226	25	40.856	2:35.446	52	51.526	2:33.369	52	1:00.541	2:31.666
70	17.218	2:42.451	34	30.390	2:39.122	52	41.167	2:32.415	25	52.533	2:34.687	25	1:02.920	2:33.038
52	18.602	2:43.835	52	30.974	2:34.584	21	46.189	2:34.959	66	57.315	2:33.771	66	1:06.923	2:32.259
21	20.010	2:45.243	21	33.452	2:35.654	66	46.554	2:34.242	96	1 LAP	3:34.176 P	33	1:31.350	2:41.937
33	20.517	2:45.750	66	34.534	2:33.843	33	53.654	2:39.528	33	1:12.064	2:41.420	21	2:07.000	2:41.711
66	22.903	2:48.136	33	36.348	2:38.043	34	1:14.298	3:06.130 P	21	1:47.940	3:24.761	32	2:18.094	2:49.305
7	24.274	2:49.507 P	32	57.152	2:48.144	32	1:24.337	2:49.407	32	1:51.440	2:50.113			
32	31.220	2:56.453	96	2:12.846	3:26.256									
96	1:08.802	3:34.035												

Weather / Track : Cloudy / Dry

Silverstone Historic GP
Circuit Length = 3.1730 miles
Start: 18:09 End: 18:32

Masters pre-66 Minis with Oldies But Goldies

RACE 11 - LAP CHART

Lap 6			Lap 7			Lap 8			Lap 9		
No	Behind	Laptime	No	Behind	Laptime	No	Behind	Laptime	No	Behind	Laptime
42		2:22.684	42		2:23.437	42		2:22.922	42		2:22.753
10	7.622	2:23.458	35	6.289	2:21.793	35	5.255	2:21.888	33	1 LAP	2:39.895
35	7.933	2:20.243	10	8.081	2:23.896	10	8.051	2:22.892	35	2.522	2:20.020
26	8.121	2:24.042	26	8.379	2:23.695	26	8.416	2:22.959	10	9.198	2:23.900
16	12.251	2:24.232	16	13.500	2:24.686	21	1 LAP	2:37.892	26	9.418	2:23.755
5	15.617	2:26.835	27	18.952	2:26.319	16	15.131	2:24.553	16	17.539	2:25.161
27	16.070	2:24.767	5	18.972	2:26.792	27	22.538	2:26.508	27	23.780	2:23.995
20	21.666	2:24.806	32	1 LAP	2:51.280	5	22.966	2:26.916	5	25.607	2:25.394
50	22.151	2:26.030	20	23.557	2:25.328	50	25.247	2:24.302	21	1 LAP	2:37.544
17	23.756	2:25.266	50	23.867	2:25.153	20	25.822	2:25.187	50	28.122	2:25.628
69	26.472	2:27.704	17	24.988	2:24.669	17	27.791	2:25.725	20	28.320	2:25.251
72	38.132	2:27.693	69	28.496	2:25.461	69	33.328	2:27.754	17	29.816	2:24.778
124	45.132	2:28.799	72	42.928	2:28.233	72	48.033	2:28.027	69	37.507	2:26.932
11	48.197	2:30.623	124	51.416	2:29.721	32	1 LAP	2:50.960	72	52.465	2:27.185
120	48.432	2:30.387	120	52.757	2:27.762	120	57.940	2:28.105	120	1:00.912	2:25.725
46	49.318	2:28.725	11	54.059	2:29.299	124	58.401	2:29.907	124	1:05.210	2:29.562
98	57.640	2:32.356	46	54.985	2:29.104	11	1:00.660	2:29.523	11	1:06.591	2:28.684
70	1:04.516	2:32.165	98	1:07.988	2:33.785	46	1:01.437	2:29.374	46	1:07.199	2:28.515
52	1:09.373	2:31.516	52	1:17.344	2:31.408	52	1:26.478	2:32.056	32	1 LAP	2:50.640
25	1:13.258	2:33.022	70	1:19.697	2:38.618	66	1:33.928	2:32.560	52	1:38.696	2:34.971
66	1:16.163	2:31.924	25	1:22.950	2:33.129	25	1:34.415	2:34.387	66	1:41.400	2:30.225
33	1:49.654	2:40.988	66	1:24.290	2:31.564	70	1:38.774	2:41.999	25	1:43.691	2:32.029
21	2:20.496	2:36.180	33	2:06.164	2:39.947				70	1:56.081	2:40.060

Weather / Track : Cloudy / Dry

Silverstone Historic GP
Circuit Length = 3.1730 miles
Start: 18:09 End: 18:32

Masters pre-66 Minis with Oldies But Goldies
RACE 11 - COMBINED RACE CLASSIFICATION

POS	NO	CL	NAME	ENTRY	TOTAL		RACE 1		RACE 2	
					LAPS	TIME	LAPS	TIME	LAPS	TIME
1	10	Mini	HACK/WHEELER	Austin Mini Cooper S	18	42:39.577	9	21:03.255	9	21:36.322
2	42	Mini	Mark HUNT	Austin Mini Cooper S	18	42:45.831	9	21:18.707	9	21:27.124
3	16	Mini	SWIFT/SWIFT	Morris Mini Cooper S	18	42:48.072	9	21:03.409	9	21:44.663
4	26	Mini	Ron MAYDON	Austin Mini Cooper S	18	43:07.817	9	21:31.275	9	21:36.542
5	35	O-B	Ben ADAMS	Turner 1650	18	43:20.478	9	21:50.832	9	21:29.646
6	69	Mini	Roger WILLS	Austin Mini Cooper S	18	43:43.879	9	21:39.248	9	22:04.631
7	50	Mini	Paul TARRY	Morris Mini Cooper S	18	44:02.004	9	22:06.758	9	21:55.246
8	27	Mini	Philip BURGESS	Austin Mini Cooper S	18	44:11.151	9	22:20.247	9	21:50.904
9	5	INV	Rae DAVIS	Ashley Sprite GT	18	44:12.403	9	22:19.672	9	21:52.731
10	20	Mini	Richard EYRE	Morris Mini Cooper S	18	44:15.908	9	22:20.464	9	21:55.444
11	17	Mini	Jonathan HARTOP	Austin Mini Cooper S	18	44:18.271	9	22:21.331	9	21:56.940
12	72	Mini	Andy HARRISON	Austin Mini Cooper S	18	44:41.482	9	22:21.893	9	22:19.589
13	11	O-B	NAISMITH/YOUNG	Austin A105	18	44:53.243	9	22:19.528	9	22:33.715
14	120	Mini	Marc EARNSHAW	Austin Mini Cooper S	18	44:53.804	9	22:25.768	9	22:28.036
15	46	O-S	Desmond SMAIL	Austin A40	18	45:31.453	9	22:57.130	9	22:34.323
16	52	O-A	CHASE-GARDENER/ALLEN	Aston Martin DB2	17	44:12.441	8	21:06.621	9	23:05.820
17	25	O-S	Ivor MILLER	Austin A35	17	44:21.310	8	21:10.495	9	23:10.815
18	70	O-A	LOVE/KEEN	Jaguar Mk7	17	45:51.369	8	22:28.164	9	23:23.205
19	98	O-B	DRON/GITTINGS	Ford Zodiac	16	40:14.509	9	22:25.072	7	17:49.437
20	21	O-B	Jim WOODLEY	Austin A105	16	43:06.161	8	21:12.217	8	21:53.944
21	33	O-C	Max CAWTHORN	Wolseley 1500	16	43:08.078	8	21:40.570	8	21:27.508
22	32	O-B	Chris GAWNE	Lancia Aurelia B20 GT	16	45:40.150	8	22:53.848	8	22:46.302
23	124	O-S	Mike WRIGLEY	Austin A35	13	35:12.888	4	12:40.554	9	22:32.334
24	34	Mini	Tim HARBER	Austin Mini Cooper S	12	30:53.783	9	22:29.818	3	8:23.965
25	66	O-S	Anthony ROBINSON	Austin A35	9	23:08.524	0		9	23:08.524
26	38	Mini	SCHRYVER/HARRIS	Austin Mini Cooper S	7	16:50.258	7	16:50.258	0	
27	96	O-D	Michael PEARSON	Renault Dauphine Gordini	7	24:04.782	4	13:30.315	3	10:34.467
28	7	Mini	COTTINGHAM/TWYMAN	Austin Mini Cooper S	5	13:01.135	4	10:11.628	1	2:49.507
29	22	O-B	CUNNINGHAM/WEBB	Jaguar Mk1	4	9:59.145	4	9:59.145		
30	56	Mini	PADMORE/KINSELLA	Austin Mini Cooper S	3	9:03.900	3	9:03.900		
31	8	Mini	Richard MEINS	Austin Mini Cooper S	2	5:23.937	2	5:23.937		
32	28	O-C	Shaun BROMLEY	MGA	0		0			
33	81	INV	Ed GLAISTER	Ford Anglia 100E	0		0		0	

Weather / Track : Cloudy / Dry
 These results are provisional until the conclusion of any judicial and technical matters.

Silverstone Historic GP
 Circuit Length = 3.1730 miles
 Start: 18:09 End: 18:32

Clerk of Course :	Timekeeper :
-------------------	--------------