



TOP HAT

Snetterton

21st March 2009



Results Provided by Timing Solutions Ltd
www.tsl-timing.com

Top Hat - V8s & Europeans

QUALIFYING - RACE 1 - CLASSIFICATION

POS	NO	CL	NAME	ENTRY	TIME	ON	LAPS	GAP	DIFF	MPH
1	2	A	Leo VOYAZIDES	Ford Falcon	1:24.046	14	15			83.61
2	8	A	John YOUNG	Ford Mustang	1:24.896	14	15	0.850	0.850	82.77
3	51	A	Mike WRIGLEY	Ford	1:25.772	13	15	1.726	0.876	81.92
4	15	A	WATTS/McDOUGALL	Ford Mustang	1:25.941	15	15	1.895	0.169	81.76
5	41	HS	CAWTHORN/CAINE	Ford Lotus Cortina Mk1	1:26.399	14	14	2.353	0.458	81.33
6	93	A	WYNDHAM/SALVAGE	Ford Falcon	1:27.426	7	13	3.380	1.027	80.37
7	7	A	PEPPER/CUNNINGHAM	Ford Mustang	1:27.641	10	11	3.595	0.215	80.18
8	32	A	WYKEHAM/WOOD	Ford Mustang	1:27.897	9	14	3.851	0.256	79.94
9	57	HS	David HALL	Ford Lotus Cortina Mk1	1:32.883	14	15	8.837	4.986	75.65
10	14	HS	GASTON/GASTON	Ford Lotus Cortina Mk1	1:32.991	13	13	8.945	0.108	75.56
11	18	C	ROSTRON/KEMP	Ford Anglia Superspeed	1:33.061	12	12	9.015	0.070	75.51
12	34	HS	Charles TIPPET	BMW 1800 Ti	1:33.393	10	10	9.347	0.332	75.24
13	96	HS	PEARSON/DEVINE	Ford Lotus Cortina Mk1	1:34.273	9	11	10.227	0.880	74.54
14	67	D	IVEY/DEVEREUX	Austin Mini Cooper S	1:35.878	4	4	11.832	1.605	73.29
15	35	A	Paul CLAYSON	Ford Falcon Sprint	1:37.182	8	8	13.136	1.304	72.30
16	62	E	Jon SANDLANDS	Hillman Hartwell Imp	1:43.839	7	7	19.793	6.657	67.67
17	81	HS	Paul POCHIOL	Ford Lotus Cortina Mk1	1:44.720	10	13	20.674	0.881	67.10
18	99	E	Mike DOWSETT	Hillman Imp	1:44.759	4	9	20.713	0.039	67.07
19	63	E	Ian SWIFT	Hillman Frazer Imp	1:46.909	7	7	22.863	2.150	65.72

CARS 14 & 62 - TRANSPONDERS NOT WORKING - FIX OR YOU WILL BE IGNORED IN THE RACE

Weather / Track : Sunny / Dry

These results are provisional until the conclusion of any judicial and technical matters.

Snetterton
Circuit Length = 1.9520 miles
Start: 09:15 End: 09:42

Clerk of Course :		Timekeeper :
-------------------	--	--------------

Top Hat - V8s & Europeans

QUALIFYING - RACE 1 - LAP ANALYSIS

2	Leo VOYAZIDES		Ford Falcon				
1 -	1:45.454	+ 21.408	9:17:22.744	9 -	1:28.140	+ 4.094	9:28:54.697
2 -	1:29.658	+ 5.612	9:18:52.402	10 -	1:25.128	+ 1.082	9:30:19.825
3 -	1:27.470	+ 3.424	9:20:19.872	11 -	1:25.622	+ 1.576	9:31:45.447
4 -	1:27.475	+ 3.429	9:21:47.347	12 -	1:25.607	+ 1.561	9:33:11.054
5 -	1:25.180	+ 1.134	9:23:12.527	13 -	1:24.915	+ 0.869	9:34:35.969
6 -	1:24.143	+ 0.097	9:24:36.670	14 -	1:24.046		9:36:00.015
7 -	1:24.677	+ 0.631	9:26:01.347	15 -	1:24.171	+ 0.125	9:37:24.186
8 -	1:25.210	+ 1.164	9:27:26.557				
7	PEPPER/CUNNINGHAM		Ford Mustang				
1 -	1:56.495	+ 28.854	9:17:55.204	7 -	1:38.804	+ 11.163	9:29:20.701
2 -	1:39.684	+ 12.043	9:19:34.888	8 -	1:30.730	+ 3.089	9:30:51.431
3 -	1:38.257	+ 10.616	9:21:13.145	9 -	1:28.842	+ 1.201	9:32:20.273
4 -	1:35.539	+ 7.898	9:22:48.684	10 -	1:27.641		9:33:47.914
5 -	1:33.838	+ 6.197	9:24:22.522	11 -	1:27.670	+ 0.029	9:35:15.584
6 -	3:19.375 P	+ 1:51.734	9:27:41.897				
8	John YOUNG		Ford Mustang				
1 -	1:40.432	+ 15.536	9:17:22.902	9 -	1:27.839	+ 2.943	9:32:00.194
2 -	4:21.948 P	+ 2:57.052	9:21:44.850	10 -	1:26.803	+ 1.907	9:33:26.997
3 -	1:32.123	+ 7.227	9:23:16.973	11 -	1:25.224	+ 0.328	9:34:52.221
4 -	1:26.777	+ 1.881	9:24:43.750	12 -	1:25.294	+ 0.398	9:36:17.515
5 -	1:27.060	+ 2.164	9:26:10.810	13 -	1:25.322	+ 0.426	9:37:42.837
6 -	1:26.949	+ 2.053	9:27:37.759	14 -	1:24.896		9:39:07.733
7 -	1:28.476	+ 3.580	9:29:06.235	15 -	1:26.051	+ 1.155	9:40:33.784
8 -	1:26.120	+ 1.224	9:30:32.355				
14	GASTON/GASTON		Ford Lotus Cortina Mk1				
1 -	1:41.582	+ 8.591	9:19:23.358	8 -	1:35.049	+ 2.058	9:33:33.318
2 -	1:40.845	+ 7.854	9:21:04.203	9 -	1:34.016	+ 1.025	9:35:07.334
3 -	1:38.299	+ 5.308	9:22:42.502	10 -	1:33.455	+ 0.464	9:36:40.789
4 -	4:24.715	+ 2:51.724	9:27:07.217	11 -	1:33.408	+ 0.417	9:38:14.197
5 -	1:38.181	+ 5.190	9:28:45.398	12 -	1:35.222	+ 2.231	9:39:49.419
6 -	1:37.196	+ 4.205	9:30:22.594	13 -	1:32.991		9:41:22.410
7 -	1:35.675	+ 2.684	9:31:58.269				
15	WATTS/McDOUGALL		Ford Mustang				
1 -	1:40.021	+ 14.080	9:17:32.904	9 -	1:27.599	+ 1.658	9:31:41.527
2 -	1:28.295	+ 2.354	9:19:01.199	10 -	1:27.053	+ 1.112	9:33:08.580
3 -	1:26.306	+ 0.365	9:20:27.505	11 -	1:27.310	+ 1.369	9:34:35.890
4 -	1:26.182	+ 0.241	9:21:53.687	12 -	1:28.066	+ 2.125	9:36:03.956
5 -	1:47.201	+ 21.260	9:23:40.888	13 -	1:26.473	+ 0.532	9:37:30.429
6 -	1:35.938	+ 9.997	9:25:16.826	14 -	1:27.024	+ 1.083	9:38:57.453
7 -	3:24.305 P	+ 1:58.364	9:28:41.131	15 -	1:25.941		9:40:23.394
8 -	1:32.797	+ 6.856	9:30:13.928				
18	ROSTRON/KEMP		Ford Anglia Superspeed				
1 -	1:50.626	+ 17.565	9:21:35.302	7 -	1:37.146	+ 4.085	9:33:29.429
2 -	1:46.188	+ 13.127	9:23:21.490	8 -	1:35.901	+ 2.840	9:35:05.330
3 -	1:41.265	+ 8.204	9:25:02.755	9 -	1:34.277	+ 1.216	9:36:39.607
4 -	1:40.199	+ 7.138	9:26:42.954	10 -	1:34.377	+ 1.316	9:38:13.984
5 -	3:28.376 P	+ 1:55.315	9:30:11.330	11 -	1:39.107	+ 6.046	9:39:53.091
6 -	1:40.953	+ 7.892	9:31:52.283	12 -	1:33.061		9:41:26.152
32	WYKEHAM/WOOD		Ford Mustang				
1 -	1:45.936	+ 18.039	9:17:11.472	8 -	1:28.598	+ 0.701	9:29:42.452
2 -	1:31.940	+ 4.043	9:18:43.412	9 -	1:27.897		9:31:10.349
3 -	1:31.687	+ 3.790	9:20:15.099	10 -	1:31.983	+ 4.086	9:32:42.332
4 -	1:33.560	+ 5.663	9:21:48.659	11 -	3:20.764 P	+ 1:52.867	9:36:03.096
5 -	3:20.554 P	+ 1:52.657	9:25:09.213	12 -	1:34.399	+ 6.502	9:37:37.495
6 -	1:35.043	+ 7.146	9:26:44.256	13 -	1:28.504	+ 0.607	9:39:05.999
7 -	1:29.598	+ 1.701	9:28:13.854	14 -	1:29.217	+ 1.320	9:40:35.216

CARS 14 & 62 - TRANSPONDERS NOT WORKING - FIX OR YOU WILL BE IGNORED IN THE RACE

Weather / Track : Sunny / Dry

www.tsl-timing.com

Snetterton
Circuit Length = 1.9520 miles
Start: 09:15 End: 09:42

Page 1 of 3

Printed - 09.43 Saturday, 21 March 2009

Top Hat - V8s & Europeans

QUALIFYING - RACE 1 - LAP ANALYSIS

34	Charles TIPPET		BMW 1800 Ti				
1 -	1:53.537	+ 20.144	9:17:38.392	6 -	1:38.156	+ 4.763	9:27:03.881
2 -	1:38.623	+ 5.230	9:19:17.015	7 -	1:35.473	+ 2.080	9:28:39.354
3 -	2:47.580 P	+ 1:14.187	9:22:04.595	8 -	1:34.493	+ 1.100	9:30:13.847
4 -	1:42.321	+ 8.928	9:23:46.916	9 -	1:35.808	+ 2.415	9:31:49.655
5 -	1:38.809	+ 5.416	9:25:25.725	10 -	1:33.393		9:33:23.048
35	Paul CLAYSON		Ford Falcon Sprint				
1 -	2:09.609	+ 32.427	9:18:19.681	5 -	1:39.103	+ 1.921	9:25:06.537
2 -	1:48.250	+ 11.068	9:20:07.931	6 -	1:37.516	+ 0.334	9:26:44.053
3 -	1:40.553	+ 3.371	9:21:48.484	7 -	1:37.729	+ 0.547	9:28:21.782
4 -	1:38.950	+ 1.768	9:23:27.434	8 -	1:37.182		9:29:58.964
41	CAWTHORN/CAINE		Ford Lotus Cortina Mk1				
1 -	1:53.500	+ 27.101	9:17:58.828	8 -	1:27.683	+ 1.284	9:31:04.158
2 -	1:39.565	+ 13.166	9:19:38.393	9 -	1:29.799	+ 3.400	9:32:33.957
3 -	1:37.140	+ 10.741	9:21:15.533	10 -	1:36.314	+ 9.915	9:34:10.271
4 -	1:34.249	+ 7.850	9:22:49.782	11 -	1:27.273	+ 0.874	9:35:37.544
5 -	3:40.206 P	+ 2:13.807	9:26:29.988	12 -	1:41.731	+ 15.332	9:37:19.275
6 -	1:37.159	+ 10.760	9:28:07.147	13 -	1:26.557	+ 0.158	9:38:45.832
7 -	1:29.328	+ 2.929	9:29:36.475	14 -	1:26.399		9:40:12.231
51	Mike WRIGLEY		Ford				
1 -	1:47.047	+ 21.275	9:17:34.240	9 -	1:27.627	+ 1.855	9:29:32.661
2 -	1:32.827	+ 7.055	9:19:07.067	10 -	4:02.603 P	+ 2:36.831	9:33:35.264
3 -	1:29.384	+ 3.612	9:20:36.451	11 -	1:41.772	+ 16.000	9:35:17.036
4 -	1:29.185	+ 3.413	9:22:05.636	12 -	1:27.003	+ 1.231	9:36:44.039
5 -	1:30.377	+ 4.605	9:23:36.013	13 -	1:25.772		9:38:09.811
6 -	1:30.691	+ 4.919	9:25:06.704	14 -	1:26.125	+ 0.353	9:39:35.936
7 -	1:29.126	+ 3.354	9:26:35.830	15 -	1:27.506	+ 1.734	9:41:03.442
8 -	1:29.204	+ 3.432	9:28:05.034				
57	David HALL		Ford Lotus Cortina Mk1				
1 -	1:57.732	+ 24.849	9:17:47.477	9 -	1:35.976	+ 3.093	9:31:00.171
2 -	1:43.380	+ 10.497	9:19:30.857	10 -	1:37.155	+ 4.272	9:32:37.326
3 -	1:44.519	+ 11.636	9:21:15.376	11 -	1:36.455	+ 3.572	9:34:13.781
4 -	1:39.586	+ 6.703	9:22:54.962	12 -	1:34.236	+ 1.353	9:35:48.017
5 -	1:37.433	+ 4.550	9:24:32.395	13 -	1:34.643	+ 1.760	9:37:22.660
6 -	1:37.227	+ 4.344	9:26:09.622	14 -	1:32.883		9:38:55.543
7 -	1:37.054	+ 4.171	9:27:46.676	15 -	1:33.210	+ 0.327	9:40:28.753
8 -	1:37.519	+ 4.636	9:29:24.195				
62	Jon SANDLANDS		Hillman Hartwell Imp				
1 -	1:48.430	+ 4.591	9:25:23.076	5 -	1:46.804	+ 2.965	9:32:29.418
2 -	1:47.632	+ 3.793	9:27:10.708	6 -	1:47.033	+ 3.194	9:34:16.451
3 -	1:46.162	+ 2.323	9:28:56.870	7 -	1:43.839		9:36:00.290
4 -	1:45.744	+ 1.905	9:30:42.614				
63	Ian SWIFT		Hillman Frazer Imp				
1 -	2:10.386	+ 23.477	9:18:07.269	5 -	1:47.062	+ 0.153	9:25:33.002
2 -	1:58.356	+ 11.447	9:20:05.625	6 -	1:48.225	+ 1.316	9:27:21.227
3 -	1:52.866	+ 5.957	9:21:58.491	7 -	1:46.909		9:29:08.136
4 -	1:47.449	+ 0.540	9:23:45.940				
67	IVEY/DEVEREUX		Austin Mini Cooper S				
1 -	1:39.027	+ 3.149	9:33:40.563	3 -	1:36.877	+ 0.999	9:39:54.297
2 -	4:36.857	+ 3:00.979	9:38:17.420	4 -	1:35.878		9:41:30.175
81	Paul POCHIOL		Ford Lotus Cortina Mk1				
1 -	2:05.152	+ 20.432	9:18:08.342	8 -	1:48.191	+ 3.471	9:30:59.227
2 -	1:53.988	+ 9.268	9:20:02.330	9 -	1:45.992	+ 1.272	9:32:45.219
3 -	1:49.764	+ 5.044	9:21:52.094	10 -	1:44.720		9:34:29.939
4 -	1:48.070	+ 3.350	9:23:40.164	11 -	3:01.029 P	+ 1:16.309	9:37:30.968

CARS 14 & 62 - TRANSPONDERS NOT WORKING - FIX OR YOU WILL BE IGNORED IN THE RACE

Weather / Track : Sunny / Dry

Top Hat - V8s & Europeans

QUALIFYING - RACE 1 - LAP ANALYSIS

5 -	1:49.058	+ 4.338	9:25:29.222	12 -	1:47.936	+ 3.216	9:39:18.904
6 -	1:54.637	+ 9.917	9:27:23.859	13 -	1:44.770	+ 0.050	9:41:03.674
7 -	1:47.177	+ 2.457	9:29:11.036				
93	WYNDHAM/SALVAGE			Ford Falcon			
1 -	1:39.959	+ 12.533	9:17:25.512	8 -	1:28.710	+ 1.284	9:27:50.737
2 -	1:29.458	+ 2.032	9:18:54.970	9 -	3:05.398 P	+ 1:37.972	9:30:56.135
3 -	1:27.675	+ 0.249	9:20:22.645	10 -	1:35.564	+ 8.138	9:32:31.699
4 -	1:30.660	+ 3.234	9:21:53.305	11 -	1:31.721	+ 4.295	9:34:03.420
5 -	1:33.431	+ 6.005	9:23:26.736	12 -	1:31.804	+ 4.378	9:35:35.224
6 -	1:27.865	+ 0.439	9:24:54.601	13 -	1:33.311	+ 5.885	9:37:08.535
7 -	1:27.426		9:26:22.027				
96	PEARSON/DEVINE			Ford Lotus Cortina Mk1			
1 -	2:00.612	+ 26.339	9:18:01.544	7 -	1:47.973	+ 13.700	9:32:53.460
2 -	1:47.988	+ 13.715	9:19:49.532	8 -	1:36.857	+ 2.584	9:34:30.317
3 -	1:41.826	+ 7.553	9:21:31.358	9 -	1:34.273		9:36:04.590
4 -	1:36.590	+ 2.317	9:23:07.948	10 -	1:35.033	+ 0.760	9:37:39.623
5 -	1:35.039	+ 0.766	9:24:42.987	11 -	3:08.688 P	+ 1:34.415	9:40:48.311
6 -	6:22.500 P	+ 4:48.227	9:31:05.487				
99	Mike DOWSETT			Hillman Imp			
1 -	2:12.160	+ 27.401	9:18:20.443	6 -	1:47.280	+ 2.521	9:27:23.974
2 -	1:57.145	+ 12.386	9:20:17.588	7 -	1:49.414	+ 4.655	9:29:13.388
3 -	1:48.184	+ 3.425	9:22:05.772	8 -	1:48.344	+ 3.585	9:31:01.732
4 -	1:44.759		9:23:50.531	9 -	1:47.135	+ 2.376	9:32:48.867
5 -	1:46.163	+ 1.404	9:25:36.694				

CARS 14 & 62 - TRANSPONDERS NOT WORKING - FIX OR YOU WILL BE IGNORED IN THE RACE

Weather / Track : Sunny / Dry

www.tsl-timing.com


Page 3 of 3

Snetterton
Circuit Length = 1.9520 miles
Start: 09:15 End: 09:42

Printed - 09.43 Saturday, 21 March 2009

Top Hat - V8s & Europeans

RACE 1 - GRID

ROW 10	1:46.909 63 Ian SWIFT		
ROW 9	1:44.720 81 Paul POCHIOL	1:44.759 99 Mike DOWSETT	
ROW 8		1:37.182 35 Paul CLAYSON	1:43.839 62 Jon SANDLANDS
ROW 7	1:34.273 96 PEARSON/DEVINE	1:35.878 67 IVEY/DEVEREUX	
ROW 6		1:33.061 18 ROSTRON/KEMP	1:33.393 34 Charles TIPPET
ROW 5	1:32.883 57 David HALL	1:32.991 14 GASTON/GASTON	
ROW 4		1:27.641 7 PEPPER/CUNNINGHAM	1:27.897 32 WYKEHAM/WOOD
ROW 3	1:26.399 41 CAWTHORN/CAINE	1:27.426 93 WYNDHAM/SALVAGE	
ROW 2		1:25.772 51 Mike WRIGLEY	1:25.941 15 WATTS/McDOUGALL
ROW 1	1:24.046 2 Leo VOYAZIDES	1:24.896 8 John YOUNG	
Pole			
			

Snetterton
Circuit Length = 1.9520 miles

These results are provisional until the conclusion of any judicial and technical matters.

Clerk of Course :

Timekeeper :

Cloth Cap & XK Challenge

QUALIFYING - RACE 2 - CLASSIFICATION

POS	NO	CL	NAME	ENTRY	TIME	ON	LAPS	GAP	DIFF	MPH
1	72	A	Jamie BOOT	TVR Griffith	1:22.744	7	14			84.92
2	47	A	Chris SCRAGG	Jaguar E-Type	1:24.114	13	18	1.370	1.370	83.54
3	93	A	Harry WYNDHAM	Jaguar E-Type	1:25.316	17	17	2.572	1.202	82.36
4	88	C	McCULLOCH/NEWALL	Alfa Romeo Guilia TZ1	1:26.574	14	16	3.830	1.258	81.16
5	14	B	GASTON/GASTON	TVR Granturs	1:28.183	14	16	5.439	1.609	79.68
6	12	XKC	Graham BULL	Jaguar XK150S	1:28.392	3	16	5.648	0.209	79.49
7	85	C	Stephen BOND	Lotus Elan 26R	1:29.275	7	7	6.531	0.883	78.71
8	21	XKC	Andrew WENMAN	Jaguar XK120	1:29.628	15	15	6.884	0.353	78.40
9	60	C	Bill WATT	Lotus Elan S2	1:29.727	14	14	6.983	0.099	78.31
10	67	XKD	Andrew MOORE	Jaguar XK120	1:29.882	4	8	7.138	0.155	78.18
11	23	XKC	LOVE/KEEN	Jaguar XK150S	1:30.011	15	15	7.267	0.129	78.06
12	10	B	Karl WETHERELL	Triumph TR4	1:30.634	11	12	7.890	0.623	77.53
13	40	XKC	KEITH-LUCAS/KEITH-LUCAS	Jaguar XK150S FHC	1:31.898	12	15	9.154	1.264	76.46
14	8	XKC	ZIEGLER/BATT	Jaguar XK120	1:32.027	7	15	9.283	0.129	76.35
15	48	XKC	LUNN/FORD	Jaguar XK120	1:32.668	14	15	9.924	0.641	75.83
16	9	XKA	CHASE-GARDENER/ALLEN	Jaguar XK140 SE	1:35.290	7	14	12.546	2.622	73.74
17	66	B	PEARSON/DEVINE	Triumph TR4	1:36.045	2	5	13.301	0.755	73.16
18	6	XKA	FOSTER/KEITH-LUCAS	Jaguar XK120 OTS	1:40.784	10	13	18.040	4.739	69.72
19	16	XKC	GOMM/ROBERTS	Jaguar XK150S	1:41.451	12	13	18.707	0.667	69.26

Weather / Track : Sunny / Dry

These results are provisional until the conclusion of any judicial and technical matters.

Snetterton
Circuit Length = 1.9520 miles
Start: 09:55 End: 10:21

Clerk of Course :	Timekeeper :
-------------------	--------------

Cloth Cap & XK Challenge

QUALIFYING - RACE 2 - LAP ANALYSIS

6	FOSTER/KEITH-LUCAS		Jaguar XK120 OTS				
1 -	1:49.986	+ 9.202	9:57:36.664	8 -	1:48.937	+ 8.153	10:11:48.212
2 -	1:48.409	+ 7.625	9:59:25.073	9 -	1:43.168	+ 2.384	10:13:31.380
3 -	1:47.665	+ 6.881	10:01:12.738	10 -	1:40.784		10:15:12.164
4 -	1:47.287	+ 6.503	10:03:00.025	11 -	1:45.929	+ 5.145	10:16:58.093
5 -	1:49.618	+ 8.834	10:04:49.643	12 -	1:41.465	+ 0.681	10:18:39.558
6 -	1:49.585	+ 8.801	10:06:39.228	13 -	1:41.028	+ 0.244	10:20:20.586
7 -	3:20.047 P	+ 1:39.263	10:09:59.275				
8	ZIEGLER/BATT		Jaguar XK120				
1 -	1:45.977	+ 13.950	9:57:49.809	9 -	1:36.574	+ 4.547	10:12:03.305
2 -	1:37.313	+ 5.286	9:59:27.122	10 -	1:35.216	+ 3.189	10:13:38.521
3 -	1:34.735	+ 2.708	10:01:01.857	11 -	1:33.711	+ 1.684	10:15:12.232
4 -	1:34.073	+ 2.046	10:02:35.930	12 -	1:34.160	+ 2.133	10:16:46.392
5 -	1:33.370	+ 1.343	10:04:09.300	13 -	1:34.003	+ 1.976	10:18:20.395
6 -	1:33.785	+ 1.758	10:05:43.085	14 -	1:32.900	+ 0.873	10:19:53.295
7 -	1:32.027		10:07:15.112	15 -	1:34.021	+ 1.994	10:21:27.316
8 -	3:11.619 P	+ 1:39.592	10:10:26.731				
9	CHASE-GARDENER/ALLEN		Jaguar XK140 SE				
1 -	1:46.951	+ 11.661	9:57:32.365	8 -	3:06.273 P	+ 1:30.983	10:10:36.386
2 -	1:36.665	+ 1.375	9:59:09.030	9 -	1:41.586	+ 6.296	10:12:17.972
3 -	1:38.137	+ 2.847	10:00:47.167	10 -	1:36.076	+ 0.786	10:13:54.048
4 -	1:40.725	+ 5.435	10:02:27.892	11 -	1:35.650	+ 0.360	10:15:29.698
5 -	1:40.199	+ 4.909	10:04:08.091	12 -	1:36.214	+ 0.924	10:17:05.912
6 -	1:46.732	+ 11.442	10:05:54.823	13 -	1:36.843	+ 1.553	10:18:42.755
7 -	1:35.290		10:07:30.113	14 -	1:38.506	+ 3.216	10:20:21.261
10	Karl WETHERELL		Triumph TR4				
1 -	1:44.677	+ 14.043	9:57:42.463	7 -	1:31.158	+ 0.524	10:10:07.995
2 -	1:35.328	+ 4.694	9:59:17.791	8 -	1:32.652	+ 2.018	10:11:40.647
3 -	1:32.114	+ 1.480	10:00:49.905	9 -	4:19.507 P	+ 2:48.873	10:16:00.154
4 -	1:31.089	+ 0.455	10:02:20.994	10 -	1:35.532	+ 4.898	10:17:35.686
5 -	4:40.033 P	+ 3:09.399	10:07:01.027	11 -	1:30.634		10:19:06.320
6 -	1:35.810	+ 5.176	10:08:36.837	12 -	2:04.371 P	+ 33.737	10:21:10.691
12	Graham BULL		Jaguar XK150S				
1 -	1:36.862	+ 8.470	9:57:12.207	9 -	1:30.127	+ 1.735	10:09:06.090
2 -	1:30.050	+ 1.658	9:58:42.257	10 -	1:30.819	+ 2.427	10:10:36.909
3 -	1:28.392		10:00:10.649	11 -	1:28.839	+ 0.447	10:12:05.748
4 -	1:29.566	+ 1.174	10:01:40.215	12 -	1:29.550	+ 1.158	10:13:35.298
5 -	1:29.031	+ 0.639	10:03:09.246	13 -	2:07.264 P	+ 38.872	10:15:42.562
6 -	1:28.981	+ 0.589	10:04:38.227	14 -	1:30.474	+ 2.082	10:17:13.036
7 -	1:28.803	+ 0.411	10:06:07.030	15 -	1:29.466	+ 1.074	10:18:42.502
8 -	1:28.933	+ 0.541	10:07:35.963	16 -	1:28.610	+ 0.218	10:20:11.112
14	GASTON/GASTON		TVR Granturs				
1 -	1:41.223	+ 13.040	9:57:15.023	9 -	2:53.532 P	+ 1:25.349	10:10:37.729
2 -	1:30.544	+ 2.361	9:58:45.567	10 -	1:37.568	+ 9.385	10:12:15.297
3 -	1:30.696	+ 2.513	10:00:16.263	11 -	1:30.890	+ 2.707	10:13:46.187
4 -	1:29.973	+ 1.790	10:01:46.236	12 -	1:29.208	+ 1.025	10:15:15.395
5 -	1:28.669	+ 0.486	10:03:14.905	13 -	1:30.635	+ 2.452	10:16:46.030
6 -	1:28.835	+ 0.652	10:04:43.740	14 -	1:28.183		10:18:14.213
7 -	1:31.743	+ 3.560	10:06:15.483	15 -	1:29.274	+ 1.091	10:19:43.487
8 -	1:28.714	+ 0.531	10:07:44.197	16 -	1:30.252	+ 2.069	10:21:13.739
16	GOMM/ROBERTS		Jaguar XK150S				
1 -	1:59.326	+ 17.875	9:58:05.400	8 -	1:48.033	+ 6.582	10:11:50.299
2 -	1:47.610	+ 6.159	9:59:53.010	9 -	1:42.578	+ 1.127	10:13:32.877
3 -	1:48.609	+ 7.158	10:01:41.619	10 -	1:41.999	+ 0.548	10:15:14.876
4 -	1:48.179	+ 6.728	10:03:29.798	11 -	1:44.182	+ 2.731	10:16:59.058
5 -	1:49.918	+ 8.467	10:05:19.716	12 -	1:41.451		10:18:40.509
6 -	2:55.478 P	+ 1:14.027	10:08:15.194	13 -	1:42.662	+ 1.211	10:20:23.171

Snetterton
Circuit Length = 1.9520 miles
Start: 09:55 End: 10:21

Weather / Track : Sunny / Dry

Cloth Cap & XK Challenge

QUALIFYING - RACE 2 - LAP ANALYSIS

7 -	1:47.072	+ 5.621	10:10:02.266				
21	Andrew WENMAN		Jaguar XK120				
1 -	1:44.487	+ 14.859	9:57:46.331	9 -	1:30.313	+ 0.685	10:10:09.065
2 -	1:38.735	+ 9.107	9:59:25.066	10 -	1:37.776	+ 8.148	10:11:46.841
3 -	1:31.238	+ 1.610	10:00:56.304	11 -	1:30.227	+ 0.599	10:13:17.068
4 -	1:32.250	+ 2.622	10:02:28.554	12 -	1:30.004	+ 0.376	10:14:47.072
5 -	1:35.707	+ 6.079	10:04:04.261	13 -	1:30.716	+ 1.088	10:16:17.788
6 -	1:30.911	+ 1.283	10:05:35.172	14 -	1:29.987	+ 0.359	10:17:47.775
7 -	1:33.002	+ 3.374	10:07:08.174	15 -	1:29.628		10:19:17.403
8 -	1:30.578	+ 0.950	10:08:38.752				
23	LOVE/KEEN		Jaguar XK150S				
1 -	1:46.002	+ 15.991	9:57:45.501	9 -	1:36.214	+ 6.203	10:10:38.498
2 -	1:39.242	+ 9.231	9:59:24.743	10 -	1:35.198	+ 5.187	10:12:13.696
3 -	1:35.745	+ 5.734	10:01:00.488	11 -	3:21.292 P	+ 1:51.281	10:15:34.988
4 -	1:35.385	+ 5.374	10:02:35.873	12 -	1:35.461	+ 5.450	10:17:10.449
5 -	1:37.028	+ 7.017	10:04:12.901	13 -	1:32.432	+ 2.421	10:18:42.881
6 -	1:36.165	+ 6.154	10:05:49.066	14 -	1:31.966	+ 1.955	10:20:14.847
7 -	1:35.895	+ 5.884	10:07:24.961	15 -	1:30.011		10:21:44.858
8 -	1:37.323	+ 7.312	10:09:02.284				
40	KEITH-LUCAS/KEITH-LUCAS		Jaguar XK150S FHC				
1 -	1:48.220	+ 16.322	9:57:24.914	9 -	1:43.088	+ 11.190	10:12:24.200
2 -	1:41.028	+ 9.130	9:59:05.942	10 -	1:33.517	+ 1.619	10:13:57.717
3 -	1:39.898	+ 8.000	10:00:45.840	11 -	1:32.154	+ 0.256	10:15:29.871
4 -	1:40.067	+ 8.169	10:02:25.907	12 -	1:31.898		10:17:01.769
5 -	1:38.788	+ 6.890	10:04:04.695	13 -	1:33.916	+ 2.018	10:18:35.685
6 -	1:39.039	+ 7.141	10:05:43.734	14 -	1:32.392	+ 0.494	10:20:08.077
7 -	1:39.738	+ 7.840	10:07:23.472	15 -	1:36.667	+ 4.769	10:21:44.744
8 -	3:17.640 P	+ 1:45.742	10:10:41.112				
47	Chris SCRAGG		Jaguar E-Type				
1 -	1:37.554	+ 13.440	9:56:57.313	10 -	1:25.783	+ 1.669	10:10:01.968
2 -	1:28.815	+ 4.701	9:58:26.128	11 -	1:25.067	+ 0.953	10:11:27.035
3 -	1:27.402	+ 3.288	9:59:53.530	12 -	1:24.941	+ 0.827	10:12:51.976
4 -	1:26.789	+ 2.675	10:01:20.319	13 -	1:24.114		10:14:16.090
5 -	1:25.617	+ 1.503	10:02:45.936	14 -	1:24.430	+ 0.316	10:15:40.520
6 -	1:26.156	+ 2.042	10:04:12.092	15 -	1:24.602	+ 0.488	10:17:05.122
7 -	1:30.985	+ 6.871	10:05:43.077	16 -	1:24.988	+ 0.874	10:18:30.110
8 -	1:26.281	+ 2.167	10:07:09.358	17 -	1:24.804	+ 0.690	10:19:54.914
9 -	1:26.827	+ 2.713	10:08:36.185	18 -	1:25.430	+ 1.316	10:21:20.344
48	LUNN/FORD		Jaguar XK120				
1 -	1:46.082	+ 13.414	9:57:41.040	9 -	1:40.448	+ 7.780	10:12:01.962
2 -	1:38.028	+ 5.360	9:59:19.068	10 -	1:36.090	+ 3.422	10:13:38.052
3 -	1:36.655	+ 3.987	10:00:55.723	11 -	1:37.396	+ 4.728	10:15:15.448
4 -	1:34.733	+ 2.065	10:02:30.456	12 -	1:33.955	+ 1.287	10:16:49.403
5 -	1:35.958	+ 3.290	10:04:06.414	13 -	1:33.351	+ 0.683	10:18:22.754
6 -	1:38.240	+ 5.572	10:05:44.654	14 -	1:32.668		10:19:55.422
7 -	1:36.750	+ 4.082	10:07:21.404	15 -	1:34.259	+ 1.591	10:21:29.681
8 -	3:00.110 P	+ 1:27.442	10:10:21.514				
60	Bill WATT		Lotus Elan S2				
1 -	1:46.801	+ 17.074	9:57:43.093	8 -	1:30.782	+ 1.055	10:08:34.291
2 -	1:36.370	+ 6.643	9:59:19.463	9 -	1:32.251	+ 2.524	10:10:06.542
3 -	1:32.819	+ 3.092	10:00:52.282	10 -	1:37.531	+ 7.804	10:11:44.073
4 -	1:34.577	+ 4.850	10:02:26.859	11 -	1:31.041	+ 1.314	10:13:15.114
5 -	1:32.784	+ 3.057	10:03:59.643	12 -	1:33.961	+ 4.234	10:14:49.075
6 -	1:31.944	+ 2.217	10:05:31.587	13 -	1:30.960	+ 1.233	10:16:20.035
7 -	1:31.922	+ 2.195	10:07:03.509	14 -	1:29.727		10:17:49.762
66	PEARSON/DEVINE		Triumph TR4				
1 -	1:42.058	+ 6.013	9:57:30.339	4 -	1:55.252	+ 19.207	10:07:25.059

Weather / Track : Sunny / Dry


Cloth Cap & XK Challenge

QUALIFYING - RACE 2 - LAP ANALYSIS

2 -	1:36.045		9:59:06.384	5 -	1:40.202	+ 4.157	10:09:05.261
3 -	6:23.423 P	+ 4:47.378	10:05:29.807				
67	Andrew MOORE		Jaguar XK120				
1 -	1:46.160	+ 16.278	9:57:28.719	5 -	1:31.135	+ 1.253	10:03:38.828
2 -	1:35.809	+ 5.927	9:59:04.528	6 -	3:55.289 P	+ 2:25.407	10:07:34.117
3 -	1:33.283	+ 3.401	10:00:37.811	7 -	11:56.130 P	+ 10:26.248	10:19:30.247
4 -	1:29.882		10:02:07.693	8 -	1:38.559	+ 8.677	10:21:08.806
72	Jamie BOOT		TVR Griffith				
1 -	1:42.723	+ 19.979	9:57:34.948	8 -	1:22.997	+ 0.253	10:09:12.403
2 -	1:30.983	+ 8.239	9:59:05.931	9 -	1:24.871	+ 2.127	10:10:37.274
3 -	1:28.221	+ 5.477	10:00:34.152	10 -	1:23.563	+ 0.819	10:12:00.837
4 -	2:53.666 P	+ 1:30.922	10:03:27.818	11 -	1:24.671	+ 1.927	10:13:25.508
5 -	1:34.984	+ 12.240	10:05:02.802	12 -	1:22.942	+ 0.198	10:14:48.450
6 -	1:23.860	+ 1.116	10:06:26.662	13 -	1:22.749	+ 0.005	10:16:11.199
7 -	1:22.744		10:07:49.406	14 -	1:23.738	+ 0.994	10:17:34.937
85	Stephen BOND		Lotus Elan 26R				
1 -	1:47.076	+ 17.801	9:57:25.992	5 -	11:17.726 P	+ 9:48.451	10:13:21.676
2 -	1:37.339	+ 8.064	9:59:03.331	6 -	1:38.496	+ 9.221	10:15:00.172
3 -	1:31.064	+ 1.789	10:00:34.395	7 -	1:29.275		10:16:29.447
4 -	1:29.555	+ 0.280	10:02:03.950				
88	McCULLOCH/NEWALL		Alfa Romeo Guilia TZ1				
1 -	1:50.837	+ 24.263	9:57:22.471	9 -	1:28.097	+ 1.523	10:11:29.351
2 -	1:40.962	+ 14.388	9:59:03.433	10 -	1:28.513	+ 1.939	10:12:57.864
3 -	1:45.735	+ 19.161	10:00:49.168	11 -	1:27.136	+ 0.562	10:14:25.000
4 -	1:40.315	+ 13.741	10:02:29.483	12 -	1:26.690	+ 0.116	10:15:51.690
5 -	1:45.605	+ 19.031	10:04:15.088	13 -	1:26.664	+ 0.090	10:17:18.354
6 -	1:40.796	+ 14.222	10:05:55.884	14 -	1:26.574		10:18:44.928
7 -	2:35.189 P	+ 1:08.615	10:08:31.073	15 -	1:28.405	+ 1.831	10:20:13.333
8 -	1:30.181	+ 3.607	10:10:01.254	16 -	1:27.824	+ 1.250	10:21:41.157
93	Harry WYNDHAM		Jaguar E-Type				
1 -	1:39.300	+ 13.984	9:57:19.340	10 -	1:26.407	+ 1.091	10:10:22.097
2 -	1:28.038	+ 2.722	9:58:47.378	11 -	1:26.959	+ 1.643	10:11:49.056
3 -	1:26.037	+ 0.721	10:00:13.415	12 -	1:26.629	+ 1.313	10:13:15.685
4 -	1:27.036	+ 1.720	10:01:40.451	13 -	1:26.152	+ 0.836	10:14:41.837
5 -	1:25.907	+ 0.591	10:03:06.358	14 -	1:25.874	+ 0.558	10:16:07.711
6 -	1:26.369	+ 1.053	10:04:32.727	15 -	1:26.380	+ 1.064	10:17:34.091
7 -	1:26.624	+ 1.308	10:05:59.351	16 -	1:25.516	+ 0.200	10:18:59.607
8 -	1:26.647	+ 1.331	10:07:25.998	17 -	1:25.316		10:20:24.923
9 -	1:29.692	+ 4.376	10:08:55.690				

Cloth Cap & XK Challenge

RACE 2 - GRID

ROW 10	1:41.451 16 GOMM/ROBERTS	
ROW 9	1:36.045 66 PEARSON/DEVINE	1:40.784 6 FOSTER/KEITH-LUCAS
ROW 8	1:32.668 48 LUNN/FORD	1:35.290 9 CHASE-GARDENER/ALLEN
ROW 7	1:31.898 40 KEITH-LUCAS/KEITH-LUCAS	1:32.027 8 ZIEGLER/BATT
ROW 6	1:30.011 23 LOVE/KEEN	1:30.634 10 Karl WETHERELL
ROW 5	1:29.727 60 Bill WATT	1:29.882 67 Andrew MOORE
ROW 4	1:29.275 85 Stephen BOND	1:29.628 21 Andrew WENMAN
ROW 3	1:28.183 14 GASTON/GASTON	1:28.392 12 Graham BULL
ROW 2	1:25.316 93 Harry WYNDHAM	1:26.574 88 McCULLOCH/NEWALL
ROW 1	1:22.744 72 Jamie BOOT	1:24.114 47 Chris SCRAGG
Pole		
		

Snetterton
Circuit Length = 1.9520 miles

These results are provisional until the conclusion of any judicial and technical matters.

Clerk of Course :	Timekeeper :
-------------------	--------------

Oldies but Goldies

QUALIFYING - RACE 3 - CLASSIFICATION

POS	NO	CL	NAME	ENTRY	TIME	ON	LAPS	GAP	DIFF	MPH
1	27	S	Richard POSTINS	Austin A40	1:31.126	14	14			77.11
2	129	B	Rod ADLINGTON	Volvo PV544	1:31.682	14	15	0.556	0.556	76.64
3	124	S	Mike WRIGLEY	Austin A35	1:33.751	7	7	2.625	2.069	74.95
4	52	GT	CHASE-GARDENER/ALLEN	Aston Martin DB2	1:34.116	13	15	2.990	0.365	74.66
5	70	A	LOVE/KEEN	Jaguar Mk 7	1:35.111	11	12	3.985	0.995	73.88
6	23	B	HARRISON/WATTS	Volvo Amazon	1:36.535	13	14	5.409	1.424	72.79
7	66	S	Anthony ROBINSON	Austin A35	1:36.976	12	14	5.850	0.441	72.46
8	61	C	Michael PEET	Sunbeam Rapier S3	1:37.115	13	15	5.989	0.139	72.35
9	9	S	Mark DaniellDANIELL/DANIELL	Austin A40	1:39.591	13	13	8.465	2.476	70.55
10	29	B	David GRIFFITHS	Standard Vanguard III	1:39.965	13	15	8.839	0.374	70.29
11	7	B	PRITCHARD/VAUGHAN	Ford Zephyr MkI	1:43.949	4	13	12.823	3.984	67.60
12	51	B	KELLETT/EARNshaw	Rover P4 100	1:49.258	6	12	18.132	5.309	64.31

CAR 70 TRANSPONDER NOT WORKING FIX OR YOU WILL BE IGNORED IN THE RACE
CARS 124 & 129 - TRANSPONDERS INCORRECTLY MOUNTED

Weather / Track : Sunny / Dry

These results are provisional until the conclusion of any judicial and technical matters.

Snetterton
Circuit Length = 1.9520 miles
Start: 10:30 End: 10:56

Clerk of Course :

Timekeeper :

Oldies but Goldies

QUALIFYING - RACE 3 - LAP ANALYSIS

7	PRITCHARD/VAUGHAN			Ford Zephyr Mkl			
1 -	1:57.359	+ 13.410	10:32:12.922	8 -	1:47.873	+ 3.924	10:47:45.903
2 -	1:47.480	+ 3.531	10:34:00.402	9 -	1:48.966	+ 5.017	10:49:34.869
3 -	1:47.674	+ 3.725	10:35:48.076	10 -	1:47.246	+ 3.297	10:51:22.115
4 -	1:43.949		10:37:32.025	11 -	1:46.211	+ 2.262	10:53:08.326
5 -	4:42.088 P	+ 2:58.139	10:42:14.113	12 -	1:46.268	+ 2.319	10:54:54.594
6 -	1:56.445	+ 12.496	10:44:10.558	13 -	1:44.971	+ 1.022	10:56:39.565
7 -	1:47.472	+ 3.523	10:45:58.030				
9	Mark DanielDANIPELL/DANIPELL			Austin A40			
1 -	2:06.568	+ 26.977	10:33:16.723	8 -	1:47.370	+ 7.779	10:46:42.082
2 -	1:51.723	+ 12.132	10:35:08.446	9 -	1:42.913	+ 3.322	10:48:24.995
3 -	1:50.276	+ 10.685	10:36:58.722	10 -	1:41.747	+ 2.156	10:50:06.742
4 -	1:47.994	+ 8.403	10:38:46.716	11 -	1:39.817	+ 0.226	10:51:46.559
5 -	1:45.216	+ 5.625	10:40:31.932	12 -	1:40.025	+ 0.434	10:53:26.584
6 -	1:45.329	+ 5.738	10:42:17.261	13 -	1:39.591		10:55:06.175
7 -	2:37.451 P	+ 57.860	10:44:54.712				
23	HARRISON/WATTS			Volvo Amazon			
1 -	1:47.139	+ 10.604	10:32:05.367	8 -	1:39.066	+ 2.531	10:46:00.356
2 -	1:37.325	+ 0.790	10:33:42.692	9 -	1:38.875	+ 2.340	10:47:39.231
3 -	1:44.746	+ 8.211	10:35:27.438	10 -	1:37.433	+ 0.898	10:49:16.664
4 -	1:49.289	+ 12.754	10:37:16.727	11 -	1:37.621	+ 1.086	10:50:54.285
5 -	1:36.597	+ 0.062	10:38:53.324	12 -	1:36.883	+ 0.348	10:52:31.168
6 -	3:44.472 P	+ 2:07.937	10:42:37.796	13 -	1:36.535		10:54:07.703
7 -	1:43.494	+ 6.959	10:44:21.290	14 -	1:39.926	+ 3.391	10:55:47.629
27	Richard POSTINS			Austin A40			
1 -	1:50.110	+ 18.984	10:32:02.138	8 -	1:32.847	+ 1.721	10:44:55.839
2 -	1:35.178	+ 4.052	10:33:37.316	9 -	1:32.639	+ 1.513	10:46:28.478
3 -	1:34.098	+ 2.972	10:35:11.414	10 -	1:32.420	+ 1.294	10:48:00.898
4 -	3:28.146 P	+ 1:57.020	10:38:39.560	11 -	2:45.278 P	+ 1:14.152	10:50:46.176
5 -	1:36.586	+ 5.460	10:40:16.146	12 -	1:33.017	+ 1.891	10:52:19.193
6 -	1:33.633	+ 2.507	10:41:49.779	13 -	1:31.662	+ 0.536	10:53:50.855
7 -	1:33.213	+ 2.087	10:43:22.992	14 -	1:31.126		10:55:21.981
29	David GRIFFITHS			Standard Vanguard III			
1 -	1:56.833	+ 16.868	10:32:45.077	9 -	1:42.570	+ 2.605	10:46:26.556
2 -	1:43.008	+ 3.043	10:34:28.085	10 -	1:42.194	+ 2.229	10:48:08.750
3 -	1:42.715	+ 2.750	10:36:10.800	11 -	1:41.695	+ 1.730	10:49:50.445
4 -	1:43.519	+ 3.554	10:37:54.319	12 -	1:42.792	+ 2.827	10:51:33.237
5 -	1:41.639	+ 1.674	10:39:35.958	13 -	1:39.965		10:53:13.202
6 -	1:43.548	+ 3.583	10:41:19.506	14 -	1:40.175	+ 0.210	10:54:53.377
7 -	1:42.077	+ 2.112	10:43:01.583	15 -	1:40.959	+ 0.994	10:56:34.336
8 -	1:42.403	+ 2.438	10:44:43.986				
51	KELLETT/EARNSHAW			Rover P4 100			
1 -	2:02.343	+ 13.085	10:32:47.003	7 -	3:03.345 P	+ 1:14.087	10:45:13.650
2 -	1:54.368	+ 5.110	10:34:41.371	8 -	2:20.899	+ 31.641	10:47:34.549
3 -	1:53.139	+ 3.881	10:36:34.510	9 -	2:05.043	+ 15.785	10:49:39.592
4 -	1:54.839	+ 5.581	10:38:29.349	10 -	2:01.959	+ 12.701	10:51:41.551
5 -	1:51.698	+ 2.440	10:40:21.047	11 -	1:59.216	+ 9.958	10:53:40.767
6 -	1:49.258		10:42:10.305	12 -	1:57.367	+ 8.109	10:55:38.134
52	CHASE-GARDENER/ALLEN			Aston Martin DB2			
1 -	1:48.494	+ 14.378	10:32:11.292	9 -	1:35.791	+ 1.675	10:46:51.579
2 -	1:37.170	+ 3.054	10:33:48.462	10 -	1:34.363	+ 0.247	10:48:25.942
3 -	1:37.013	+ 2.897	10:35:25.475	11 -	1:37.212	+ 3.096	10:50:03.154
4 -	1:35.612	+ 1.496	10:37:01.087	12 -	1:35.587	+ 1.471	10:51:38.741
5 -	1:37.689	+ 3.573	10:38:38.776	13 -	1:34.116		10:53:12.857
6 -	3:17.062 P	+ 1:42.946	10:41:55.838	14 -	1:34.853	+ 0.737	10:54:47.710
7 -	1:42.504	+ 8.388	10:43:38.342	15 -	1:35.393	+ 1.277	10:56:23.103
8 -	1:37.446	+ 3.330	10:45:15.788				

CAR 70 TRANSPONDER NOT WORKING FIX OR YOU WILL BE IGNORED IN THE RACE
 CARS 124 & 129 - TRANSPONDERS INCORRECTLY MOUNTED
 Weather / Track : Sunny / Dry

Snetterton
 Circuit Length = 1.9520 miles
 Start: 10:30 End: 10:56

Oldies but Goldies


QUALIFYING - RACE 3 - LAP ANALYSIS

61	Michael PEET		Sunbeam Rapier S3				
1 -	1:51.324	+ 14.209	10:32:18.644	9 -	1:39.892	+ 2.777	10:45:48.181
2 -	1:43.425	+ 6.310	10:34:02.069	10 -	1:39.514	+ 2.399	10:47:27.695
3 -	1:42.329	+ 5.214	10:35:44.398	11 -	1:39.102	+ 1.987	10:49:06.797
4 -	1:41.740	+ 4.625	10:37:26.138	12 -	1:38.654	+ 1.539	10:50:45.451
5 -	1:40.549	+ 3.434	10:39:06.687	13 -	1:37.115		10:52:22.566
6 -	1:40.474	+ 3.359	10:40:47.161	14 -	1:38.490	+ 1.375	10:54:01.056
7 -	1:40.213	+ 3.098	10:42:27.374	15 -	2:06.947 P	+ 29.832	10:56:08.003
8 -	1:40.915	+ 3.800	10:44:08.289				
66	Anthony ROBINSON		Austin A35				
1 -	1:51.209	+ 14.233	10:32:04.346	8 -	1:37.923	+ 0.947	10:44:33.436
2 -	1:40.609	+ 3.633	10:33:44.955	9 -	1:37.112	+ 0.136	10:46:10.548
3 -	1:37.566	+ 0.590	10:35:22.521	10 -	1:37.379	+ 0.403	10:47:47.927
4 -	1:37.440	+ 0.464	10:36:59.961	11 -	2:59.122 P	+ 1:22.146	10:50:47.049
5 -	2:35.275 P	+ 58.299	10:39:35.236	12 -	1:36.976		10:52:24.025
6 -	1:41.230	+ 4.254	10:41:16.466	13 -	1:37.202	+ 0.226	10:54:01.227
7 -	1:39.047	+ 2.071	10:42:55.513	14 -	1:37.533	+ 0.557	10:55:38.760
70	LOVE/KEEN		Jaguar Mk 7				
1 -	1:43.041	+ 7.930	10:34:00.940	7 -	1:41.119	+ 6.008	10:44:07.079
2 -	1:42.468	+ 7.357	10:35:43.408	8 -	1:39.551	+ 4.440	10:45:46.630
3 -	1:41.671	+ 6.560	10:37:25.079	9 -	4:48.059	+ 3:12.948	10:50:34.689
4 -	1:40.202	+ 5.091	10:39:05.281	10 -	1:35.883	+ 0.772	10:52:10.572
5 -	1:40.488	+ 5.377	10:40:45.769	11 -	1:35.111		10:53:45.683
6 -	1:40.191	+ 5.080	10:42:25.960	12 -	1:37.868	+ 2.757	10:55:23.551
124	Mike WRIGLEY		Austin A35				
1 -	1:39.004	+ 5.253	10:33:44.898	5 -	1:36.395	+ 2.644	10:52:37.569
2 -	1:35.668	+ 1.917	10:35:20.566	6 -	1:33.788	+ 0.037	10:54:11.357
3 -	1:36.226	+ 2.475	10:36:56.792	7 -	1:33.751		10:55:45.108
4 -	14:04.382	+ 12:30.631	10:51:01.174				
129	Rod ADLINGTON		Volvo PV544				
1 -	1:43.948	+ 12.266	10:32:03.275	9 -	1:36.177	+ 4.495	10:46:08.224
2 -	1:37.338	+ 5.656	10:33:40.613	10 -	1:32.244	+ 0.562	10:47:40.468
3 -	1:33.275	+ 1.593	10:35:13.888	11 -	1:32.503	+ 0.821	10:49:12.971
4 -	1:33.231	+ 1.549	10:36:47.119	12 -	1:32.166	+ 0.484	10:50:45.137
5 -	1:33.364	+ 1.682	10:38:20.483	13 -	1:32.906	+ 1.224	10:52:18.043
6 -	1:33.081	+ 1.399	10:39:53.564	14 -	1:31.682		10:53:49.725
7 -	1:32.636	+ 0.954	10:41:26.200	15 -	1:32.413	+ 0.731	10:55:22.138
8 -	3:05.847 P	+ 1:34.165	10:44:32.047				

CAR 70 TRANSPONDER NOT WORKING FIX OR YOU WILL BE IGNORED IN THE RACE
 CARS 124 & 129 - TRANSPONDERS INCORRECTLY MOUNTED
 Weather / Track : Sunny / Dry

Snetterton
 Circuit Length = 1.9520 miles
 Start: 10:30 End: 10:56

Oldies but Goldies
RACE 3 - GRID

ROW 6	1:43.949 7 PRITCHARD/VAUGHAN	1:49.258 51 KELLETT/EARNSHAW
ROW 5	1:39.591 9 Mark Daniell/DANIELL/DANIELL	1:39.965 29 David GRIFFITHS
ROW 4	1:36.976 66 Anthony ROBINSON	1:37.115 61 Michael PEET
ROW 3	1:35.111 70 LOVE/KEEN	1:36.535 23 HARRISON/WATTS
ROW 2	1:33.751 124 Mike WRIGLEY	1:34.116 52 CHASE-GARDENER/ALLEN
ROW 1	1:31.126 27 Richard POSTINS	1:31.682 129 Rod ADLINGTON
Pole		
		

Snetterton
 Circuit Length = 1.9520 miles

These results are provisional until the conclusion of any judicial and technical matters.

Clerk of Course :		Timekeeper :

Stars of the 70s with Touring 70s

QUALIFYING - RACE 4 - CLASSIFICATION

POS	NO	CL	NAME	ENTRY	TIME	ON	LAPS	GAP	DIFF	MPH
1	33	I	Richard AUSTIN	Ford Capri	1:17.794	12	12			90.32
2	21	2C	Alex ELLIOT	BMW CSL	1:19.654	14	14	1.860	1.860	88.22
3	4	2C	SHOESMITH/BARROWS	Chevrolet Camaro	1:20.779	16	17	2.985	1.125	86.99
4	127	2D	Laki CHRISTOFOROU	Ford Escort Mk1 RS1600	1:21.054	14	16	3.260	0.275	86.69
5	93	GTA	Harry WYNDHAM	Jaguar E-Type	1:22.806	5	11	5.012	1.752	84.86
6	3	GTA	Paul CONWAY	Morgan Plus 8	1:23.396	10	16	5.602	0.590	84.26
7	36	TCA	Peter MALLETT	Ford Capri 3.0 S	1:28.210	10	16	10.416	4.814	79.66
8	66	GTB	PEARSON/DEVINE	Triumph TR4	1:30.230	12	14	12.436	2.020	77.87
9	69	TCA	THURGOOD/CHAPMAN	Ford Capri 3.0 S	1:35.384	3	8	17.590	5.154	73.67

CAR 69 - TRANSPONDER NOT WORKING FIX OR YOU WILL BE IGNORED IN THE RACE
CARS 3 & 21 - TRANSPONDER WIRING FAULT

Weather / Track : Sunny / Dry

These results are provisional until the conclusion of any judicial and technical matters.

Snetterton
Circuit Length = 1.9520 miles
Start: 11:10 End: 11:36

Clerk of Course :

Timekeeper :

Stars of the 70s with Touring 70s
QUALIFYING - RACE 4 - LAP ANALYSIS

3	Paul CONWAY			Morgan Plus 8			
1 -	1:36.705	+ 13.309	11:13:46.272	9 -	1:32.700	+ 9.304	11:25:52.000
2 -	1:33.080	+ 9.684	11:15:19.352	10 -	1:23.396		11:27:15.396
3 -	1:30.831	+ 7.435	11:16:50.183	11 -	1:24.963	+ 1.567	11:28:40.359
4 -	1:30.994	+ 7.598	11:18:21.177	12 -	1:24.555	+ 1.159	11:30:04.914
5 -	1:28.711	+ 5.315	11:19:49.888	13 -	1:24.120	+ 0.724	11:31:29.034
6 -	1:28.364	+ 4.968	11:21:18.252	14 -	1:24.527	+ 1.131	11:32:53.561
7 -	1:29.183	+ 5.787	11:22:47.435	15 -	1:25.400	+ 2.004	11:34:18.961
8 -	1:31.865	+ 8.469	11:24:19.300	16 -	1:27.615	+ 4.219	11:35:46.576
4	SHOESMITH/BARROWS			Chevrolet Camaro			
1 -	1:40.292	+ 19.513	11:11:51.256	10 -	1:25.710	+ 4.931	11:26:08.927
2 -	1:26.973	+ 6.194	11:13:18.229	11 -	1:23.558	+ 2.779	11:27:32.485
3 -	1:24.179	+ 3.400	11:14:42.408	12 -	1:22.993	+ 2.214	11:28:55.478
4 -	1:23.826	+ 3.047	11:16:06.234	13 -	1:23.467	+ 2.688	11:30:18.945
5 -	1:23.406	+ 2.627	11:17:29.640	14 -	1:22.053	+ 1.274	11:31:40.998
6 -	1:23.834	+ 3.055	11:18:53.474	15 -	1:21.219	+ 0.440	11:33:02.217
7 -	1:23.075	+ 2.296	11:20:16.549	16 -	1:20.779		11:34:22.996
8 -	1:23.683	+ 2.904	11:21:40.232	17 -	1:22.638	+ 1.859	11:35:45.634
9 -	3:02.985 P	+ 1:42.206	11:24:43.217				
21	Alex ELLIOT			BMW CSL			
1 -	1:35.895	+ 16.241	11:13:46.272	8 -	1:20.850	+ 1.196	11:25:25.126
2 -	3:30.284	+ 2:10.630	11:17:16.556	9 -	1:21.028	+ 1.374	11:26:46.154
3 -	1:21.192	+ 1.538	11:18:37.748	10 -	1:20.730	+ 1.076	11:28:06.884
4 -	1:21.965	+ 2.311	11:19:59.713	11 -	1:19.880	+ 0.226	11:29:26.764
5 -	1:21.865	+ 2.211	11:21:21.578	12 -	1:20.480	+ 0.826	11:30:47.244
6 -	1:21.430	+ 1.776	11:22:43.008	13 -	1:20.617	+ 0.963	11:32:07.861
7 -	1:21.268	+ 1.614	11:24:04.276	14 -	1:19.654		11:33:27.515
33	Richard AUSTIN			Ford Capri			
1 -	1:35.903	+ 18.109	11:11:52.711	7 -	1:19.448	+ 1.654	11:21:37.734
2 -	1:25.146	+ 7.352	11:13:17.857	8 -	1:18.983	+ 1.189	11:22:56.717
3 -	1:20.797	+ 3.003	11:14:38.654	9 -	1:19.371	+ 1.577	11:24:16.088
4 -	1:18.727	+ 0.933	11:15:57.381	10 -	1:22.318	+ 4.524	11:25:38.406
5 -	2:57.184 P	+ 1:39.390	11:18:54.565	11 -	1:18.101	+ 0.307	11:26:56.507
6 -	1:23.721	+ 5.927	11:20:18.286	12 -	1:17.794		11:28:14.301
36	Peter MALLETT			Ford Capri 3.0 S			
1 -	1:40.523	+ 12.313	11:11:54.514	9 -	1:28.679	+ 0.469	11:25:46.762
2 -	1:30.314	+ 2.104	11:13:24.828	10 -	1:28.210		11:27:14.972
3 -	1:30.104	+ 1.894	11:14:54.932	11 -	1:28.555	+ 0.345	11:28:43.527
4 -	1:28.924	+ 0.714	11:16:23.856	12 -	1:28.945	+ 0.735	11:30:12.472
5 -	3:17.671 P	+ 1:49.461	11:19:41.527	13 -	1:28.620	+ 0.410	11:31:41.092
6 -	1:34.337	+ 6.127	11:21:15.864	14 -	1:28.750	+ 0.540	11:33:09.842
7 -	1:32.529	+ 4.319	11:22:48.393	15 -	1:29.684	+ 1.474	11:34:39.526
8 -	1:29.690	+ 1.480	11:24:18.083	16 -	1:30.030	+ 1.820	11:36:09.556
66	PEARSON/DEVINE			Triumph TR4			
1 -	1:46.401	+ 16.171	11:11:59.551	8 -	2:51.416 P	+ 1:21.186	11:24:15.269
2 -	1:35.595	+ 5.365	11:13:35.146	9 -	1:36.363	+ 6.133	11:25:51.632
3 -	1:34.501	+ 4.271	11:15:09.647	10 -	1:31.373	+ 1.143	11:27:23.005
4 -	1:33.176	+ 2.946	11:16:42.823	11 -	1:30.900	+ 0.670	11:28:53.905
5 -	1:32.967	+ 2.737	11:18:15.790	12 -	1:30.230		11:30:24.135
6 -	1:33.315	+ 3.085	11:19:49.105	13 -	1:30.745	+ 0.515	11:31:54.880
7 -	1:34.748	+ 4.518	11:21:23.853	14 -	1:30.956	+ 0.726	11:33:25.836
69	THURGOOD/CHAPMAN			Ford Capri 3.0 S			
1 -	1:35.418	+ 0.034	11:13:36.970	5 -	4:35.568	+ 3:00.184	11:23:00.908
2 -	1:37.391	+ 2.007	11:15:14.361	6 -	1:37.542	+ 2.158	11:24:38.450
3 -	1:35.384		11:16:49.745	7 -	1:37.528	+ 2.144	11:26:15.978
4 -	1:35.595	+ 0.211	11:18:25.340	8 -	1:36.083	+ 0.699	11:27:52.061

CAR 69 - TRANSPONDER NOT WORKING FIX OR YOU WILL BE IGNORED IN THE RACE
CARS 3 & 21 - TRANSPONDER WIRING FAULT
Weather / Track : Sunny / Dry

Snetterton
 Circuit Length = 1.9520 miles
 Start: 11:10 End: 11:36

Stars of the 70s with Touring 70s
QUALIFYING - RACE 4 - LAP ANALYSIS


93		Harry WYNDHAM		Jaguar E-Type			
1 -	1:36.188	+ 13.382	11:11:54.694	7 -	1:23.887	+ 1.081	11:20:18.356
2 -	1:24.834	+ 2.028	11:13:19.528	8 -	1:23.336	+ 0.530	11:21:41.692
3 -	1:24.326	+ 1.520	11:14:43.854	9 -	1:23.923	+ 1.117	11:23:05.615
4 -	1:24.356	+ 1.550	11:16:08.210	10 -	1:23.900	+ 1.094	11:24:29.515
5 -	1:22.806		11:17:31.016	11 -	1:23.988	+ 1.182	11:25:53.503
6 -	1:23.453	+ 0.647	11:18:54.469				
127		Laki CHRISTOFOROU		Ford Escort Mk1 RS1600			
1 -	1:37.803	+ 16.749	11:12:04.630	9 -	1:22.367	+ 1.313	11:23:04.972
2 -	1:27.559	+ 6.505	11:13:32.189	10 -	1:21.837	+ 0.783	11:24:26.809
3 -	1:22.502	+ 1.448	11:14:54.691	11 -	1:22.297	+ 1.243	11:25:49.106
4 -	1:22.686	+ 1.632	11:16:17.377	12 -	1:21.232	+ 0.178	11:27:10.338
5 -	1:21.393	+ 0.339	11:17:38.770	13 -	1:21.717	+ 0.663	11:28:32.055
6 -	1:21.557	+ 0.503	11:19:00.327	14 -	1:21.054		11:29:53.109
7 -	1:21.084	+ 0.030	11:20:21.411	15 -	1:21.201	+ 0.147	11:31:14.310
8 -	1:21.194	+ 0.140	11:21:42.605	16 -	1:21.163	+ 0.109	11:32:35.473

CAR 69 - TRANSPONDER NOT WORKING FIX OR YOU WILL BE IGNORED IN THE RACE
CARS 3 & 21 - TRANSPONDER WIRING FAULT
Weather / Track : Sunny / Dry

Snetterton
 Circuit Length = 1.9520 miles
 Start: 11:10 End: 11:36

Stars of the 70s with Touring 70s

RACE 4 - GRID - AMENDED

ROW 5	1:35.384 69 THURGOOD/CHAPMAN	6 Peter HALLFORD
ROW 4	1:28.210 36 Peter MALLETT	1:30.230 66 PEARSON/DEVINE
ROW 3	1:22.806 93 Harry WYNDHAM	1:23.396 3 Paul CONWAY
ROW 2	1:20.779 4 SHOESMITH/BARROWS	1:21.054 127 Laki CHRISTOFOROU
ROW 1	1:17.794 33 Richard AUSTIN	1:19.654 21 Alex ELLIOT
Pole		
		

Car 6 added

Snetterton

Circuit Length = 1.9520 miles

These results are provisional until the conclusion of any judicial and technical matters.

Clerk of Course :

Timekeeper :

March Hare All Comers Trophy

QUALIFYING - RACE 5 - CLASSIFICATION

POS	NO	CL	NAME	ENTRY	TIME	ON	LAPS	GAP	DIFF	MPH
1	33	I	Rob AUSTIN	Ford Capri	1:18.114	2	3			89.95
2	72	CC	Jamie BOOT	TVR Griffith	1:21.746	8	10	3.632	3.632	85.96
3	47	A	Chris SCRAGG	Jaguar E-Type	1:24.747	4	7	6.633	3.001	82.91
4	8	I	Jeremy KNIGHT	Jaguar Revival D-Type	1:25.520	4	11	7.406	0.773	82.16
5	14	CC	Tony GASTON	TVR Grantura	1:28.022	9	9	9.908	2.502	79.83
6	96	TH	Dave DEVINE	Ford Lotus Cortina Mk1	1:28.686	9	9	10.572	0.664	79.23
7	43	CC	Harvey WOODS	Austin Healey Frogeye	1:29.963	9	10	11.849	1.277	78.11
8	67	TH	Rupert IVEY	Austin Mini Cooper S	1:32.084	3	4	13.970	2.121	76.31
9	34	TH	Charles TIPPET	BMW 1800Ti	1:32.372	3	5	14.258	0.288	76.07
10	66	CC	Michael PEARSON	Triumph TR4	1:32.376	10	10	14.262	0.004	76.07
11	141	TH	Ricky GASTON	Ford Lotus Cortina Mk1	1:33.142	7	10	15.028	0.766	75.44
12	69	ST	Bruce CHAPMAN	Ford Capri 3.0S	1:33.606	3	4	15.492	0.464	75.07
13	88	CC	Gordon McCULLOCH	Alfa Romeo Guilia TZ1	1:37.153	9	9	19.039	3.547	72.33
14	81	TH	Paul POCHIOL	Ford Lotus Cortina Mk1	1:38.469	6	9	20.355	1.316	71.36
15	63	TH	Ian SWIFT	Hillman Frazer Imp	1:43.314	4	7	25.200	4.845	68.01
16	62	TH	Jon SANDILANDS	Hillman Hartwell Imp	1:44.231	3	9	26.117	0.917	67.41

Weather / Track : Sunny / Dry

These results are provisional until the conclusion of any judicial and technical matters.

Snetterton
 Circuit Length = 1.9520 miles
 Start: 11:50 End: 12:06

Clerk of Course :

Timekeeper :

March Hare All Comers Trophy

QUALIFYING - RACE 5 - LAP ANALYSIS

8	Jeremy KNIGHT		Jaguar Revival D-Type				
1 -	1:39.731	+ 14.211	11:51:52.346	7 -	1:27.551	+ 2.031	12:00:32.829
2 -	1:26.916	+ 1.396	11:53:19.262	8 -	1:26.176	+ 0.656	12:01:59.005
3 -	1:25.863	+ 0.343	11:54:45.125	9 -	1:26.736	+ 1.216	12:03:25.741
4 -	1:25.520		11:56:10.645	10 -	1:28.225	+ 2.705	12:04:53.966
5 -	1:28.272	+ 2.752	11:57:38.917	11 -	1:28.081	+ 2.561	12:06:22.047
6 -	1:26.361	+ 0.841	11:59:05.278				
14	Tony GASTON		TVR Grantura				
1 -	1:36.766	+ 8.744	11:51:57.386	6 -	1:28.804	+ 0.782	11:59:22.994
2 -	1:30.392	+ 2.370	11:53:27.778	7 -	1:28.805	+ 0.783	12:00:51.799
3 -	1:30.102	+ 2.080	11:54:57.880	8 -	1:28.711	+ 0.689	12:02:20.510
4 -	1:28.271	+ 0.249	11:56:26.151	9 -	1:28.022		12:03:48.532
5 -	1:28.039	+ 0.017	11:57:54.190				
33	Rob AUSTIN		Ford Capri				
1 -	1:37.693	+ 19.579	11:53:16.058	3 -	1:18.483	+ 0.369	11:55:52.655
2 -	1:18.114		11:54:34.172				
34	Charles TIPPET		BMW 1800Ti				
1 -	1:48.350	+ 15.978	11:52:17.923	4 -	6:12.643 P	+ 4:40.271	12:01:38.443
2 -	1:35.505	+ 3.133	11:53:53.428	5 -	1:39.860	+ 7.488	12:03:18.303
3 -	1:32.372		11:55:25.800				
43	Harvey WOODS		Austin Healey Frogeye				
1 -	1:41.453	+ 11.490	11:51:56.795	6 -	1:32.561	+ 2.598	11:59:43.075
2 -	1:33.268	+ 3.305	11:53:30.063	7 -	1:39.277	+ 9.314	12:01:22.352
3 -	1:33.073	+ 3.110	11:55:03.136	8 -	1:31.534	+ 1.571	12:02:53.886
4 -	1:33.116	+ 3.153	11:56:36.252	9 -	1:29.963		12:04:23.849
5 -	1:34.262	+ 4.299	11:58:10.514	10 -	1:30.231	+ 0.268	12:05:54.080
47	Chris SCRAGG		Jaguar E-Type				
1 -	1:36.768	+ 12.021	11:51:52.969	5 -	1:24.981	+ 0.234	11:57:37.659
2 -	1:28.925	+ 4.178	11:53:21.894	6 -	1:25.629	+ 0.882	11:59:03.288
3 -	1:26.037	+ 1.290	11:54:47.931	7 -	1:24.796	+ 0.049	12:00:28.084
4 -	1:24.747		11:56:12.678				
62	Jon SANDILANDS		Hillman Hartwell Imp				
1 -	1:48.289	+ 4.058	11:52:23.844	6 -	1:50.499	+ 6.268	12:01:14.601
2 -	1:45.900	+ 1.669	11:54:09.744	7 -	1:48.345	+ 4.114	12:03:02.946
3 -	1:44.231		11:55:53.975	8 -	1:46.017	+ 1.786	12:04:48.963
4 -	1:44.408	+ 0.177	11:57:38.383	9 -	1:45.895	+ 1.664	12:06:34.858
5 -	1:45.719	+ 1.488	11:59:24.102				
63	Ian SWIFT		Hillman Frazer Imp				
1 -	1:51.121	+ 7.807	11:52:25.216	5 -	1:46.069	+ 2.755	11:59:25.215
2 -	1:45.681	+ 2.367	11:54:10.897	6 -	1:46.760	+ 3.446	12:01:11.975
3 -	1:44.935	+ 1.621	11:55:55.832	7 -	1:44.723	+ 1.409	12:02:56.698
4 -	1:43.314		11:57:39.146				
66	Michael PEARSON		Triumph TR4				
1 -	1:42.170	+ 9.794	11:51:52.698	6 -	1:32.729	+ 0.353	11:59:42.107
2 -	1:36.165	+ 3.789	11:53:28.863	7 -	1:32.392	+ 0.016	12:01:14.499
3 -	1:33.488	+ 1.112	11:55:02.351	8 -	1:33.691	+ 1.315	12:02:48.190
4 -	1:33.155	+ 0.779	11:56:35.506	9 -	1:32.644	+ 0.268	12:04:20.834
5 -	1:33.872	+ 1.496	11:58:09.378	10 -	1:32.376		12:05:53.210
67	Rupert IVEY		Austin Mini Cooper S				
1 -	1:44.394	+ 12.310	11:52:17.247	3 -	1:32.084		11:55:23.692
2 -	1:34.361	+ 2.277	11:53:51.608	4 -	1:32.205	+ 0.121	11:56:55.897


Weather / Track : Sunny / Dry

March Hare All Comers Trophy

QUALIFYING - RACE 5 - LAP ANALYSIS

69	Bruce CHAPMAN		Ford Capri 3.0S			
1 -	1:42.718	+ 9.112	11:52:24.959	3 -	1:33.606	11:55:35.181
2 -	1:36.616	+ 3.010	11:54:01.575	4 -	1:34.518	11:57:09.699
72	Jamie BOOT		TVR Griffith			
1 -	1:37.794	+ 16.048	11:52:16.861	6 -	1:22.181	11:59:12.438
2 -	1:25.793	+ 4.047	11:53:42.654	7 -	1:24.904	12:00:37.342
3 -	1:23.652	+ 1.906	11:55:06.306	8 -	1:21.746	12:01:59.088
4 -	1:22.010	+ 0.264	11:56:28.316	9 -	1:22.330	12:03:21.418
5 -	1:21.941	+ 0.195	11:57:50.257	10 -	1:23.347	12:04:44.765
81	Paul POCHIOL		Ford Lotus Cortina Mk1			
1 -	1:50.459	+ 11.990	11:52:16.945	6 -	1:38.469	12:00:42.623
2 -	1:46.263	+ 7.794	11:54:03.208	7 -	1:39.722	12:02:22.345
3 -	1:40.787	+ 2.318	11:55:43.995	8 -	1:39.633	12:04:01.978
4 -	1:40.791	+ 2.322	11:57:24.786	9 -	1:40.410	12:05:42.388
5 -	1:39.368	+ 0.899	11:59:04.154			
88	Gordon McCULLOCH		Alfa Romeo Guilvia TZ1			
1 -	1:43.338	+ 6.185	11:52:05.478	6 -	1:37.575	12:00:14.075
2 -	1:38.339	+ 1.186	11:53:43.817	7 -	1:38.564	12:01:52.639
3 -	1:37.435	+ 0.282	11:55:21.252	8 -	1:40.108	12:03:32.747
4 -	1:37.860	+ 0.707	11:56:59.112	9 -	1:37.153	12:05:09.900
5 -	1:37.388	+ 0.235	11:58:36.500			
96	Dave DEVINE		Ford Lotus Cortina Mk1			
1 -	1:42.570	+ 13.884	11:51:51.228	6 -	1:29.404	11:59:24.484
2 -	1:32.915	+ 4.229	11:53:24.143	7 -	1:28.740	12:00:53.224
3 -	1:30.679	+ 1.993	11:54:54.822	8 -	1:28.953	12:02:22.177
4 -	1:29.785	+ 1.099	11:56:24.607	9 -	1:28.686	12:03:50.863
5 -	1:30.473	+ 1.787	11:57:55.080			
141	Ricky GASTON		Ford Lotus Cortina Mk1			
1 -	1:44.470	+ 11.328	11:52:03.665	6 -	1:33.835	11:59:58.080
2 -	1:36.478	+ 3.336	11:53:40.143	7 -	1:33.142	12:01:31.222
3 -	1:35.709	+ 2.567	11:55:15.852	8 -	1:33.283	12:03:04.505
4 -	1:34.628	+ 1.486	11:56:50.480	9 -	1:35.630	12:04:40.135
5 -	1:33.765	+ 0.623	11:58:24.245	10 -	1:36.121	12:06:16.256

March Hare All Comers Trophy
RACE 5 - GRID

ROW 8	1:43.314 63 Ian SWIFT	1:44.231 62 Jon SANDILANDS
ROW 7	1:37.153 88 Gordon McCULLOCH	1:38.469 81 Paul POCHIOL
ROW 6	1:33.142 141 Ricky GASTON	1:33.606 69 Bruce CHAPMAN
ROW 5	1:32.372 34 Charles TIPPET	1:32.376 66 Michael PEARSON
ROW 4	1:29.963 43 Harvey WOODS	1:32.084 67 Rupert IVEY
ROW 3	1:28.022 14 Tony GASTON	1:28.686 96 Dave DEVINE
ROW 2	1:24.747 47 Chris SCRAGG	1:25.520 8 Jeremy KNIGHT
ROW 1	1:18.114 33 Rob AUSTIN	1:21.746 72 Jamie BOOT
Pole		
		

Snetterton
 Circuit Length = 1.9520 miles

These results are provisional until the conclusion of any judicial and technical matters.

Clerk of Course :		Timekeeper :

Top Hat - V8s & Europeans

RACE 1 - CLASSIFICATION

POS	NO	CL	NAME	ENTRY	LAPS	TIME	GAP	DIFF	MPH	BEST	ON
1	2	A	Leo VOYAZIDES	Ford Falcon	41	1:00:25.646			79.46	1:23.767	5
2	15	A	WATTS/McDOUGALL	Ford Mustang	41	1:01:29.479	1:03.833	1:03.833	78.09	1:26.560	11
3	67	D	IVEY/DEVEREUX	Austin Mini Cooper S	39	1:01:33.279	2 laps	2 laps	74.20	1:28.915	38
4	96	HS	Michael PEARSON	Ford Lotus Cortina Mk1	38	1:00:43.970	3 laps	1 lap	73.28	1:27.896	38
5	32	A	WYKEHAM/WOOD	Ford Mustang	38	1:00:51.821	3 laps	7.851	73.12	1:27.553	11
6	35	A	Paul CLAYSON	Ford Falcon Sprint	38	1:01:48.949	3 laps	57.128	71.99	1:33.242	34
7	81	HS	Paul POCHIOL	Ford Lotus Cortina Mk1	36	1:01:26.226	5 laps	2 laps	68.62	1:37.426	31
8	63	E	Ian SWIFT	Hillman Frazer Imp	35	1:01:41.875	6 laps	1 lap	66.43	1:40.548	24
9	92	E	Jon SANDILANDS	Hillman Hartwell Imp	35	1:01:47.691	6 laps	5.816	66.33	1:41.533	33
10	99	E	Mike DOWSETT	Hillman Imp	35	1:02:04.824	6 laps	17.133	66.02	1:40.818	29
11	18	C	ROSTRON/KEMP	Ford Anglia Superspeed	28	1:01:38.401	13 laps	7 laps	53.20	1:33.415	7

NOT CLASSIFIED

<i>DNC</i>	93	A	WYNDHAM/SALVAGE	Ford Falcon	31	46:29.725	10 laps	0.000	78.08	1:25.314	2
<i>DNC</i>	14	HS	GASTON/GASTON	Ford Lotus Cortina Mk1	27	1:00:44.122	14 laps	4 laps	52.06	1:34.161	4
<i>DNC</i>	7	A	PEPPER/CUNNINGHAM	Ford Mustang	24	40:58.186	17 laps	3 laps	68.60	1:26.063	22
<i>DNC</i>	41	HS	CAWTHORN/CAINE	Ford Lotus Cortina Mk1	23	40:46.210	18 laps	1 lap	66.07	1:27.868	23
<i>DNC</i>	8	A	John YOUNG	Ford Mustang	18	27:11.247	23 laps	5 laps	77.54	1:24.535	5
<i>DNC</i>	57	HS	David HALL	Ford Lotus Cortina Mk1	9	42:00.677	32 laps	9 laps	25.09	1:34.265	6
<i>DNC</i>	51	A	Mike WRIGLEY	Ford	5	47:00.504	36 laps	4 laps	12.45	1:36.555	1

FASTEST LAP

2	A	Leo VOYAZIDES	Ford Falcon	5	1:23.767	83.88 mph	135.00 kph
41	HS	CAWTHORN/CAINE	Ford Lotus Cortina Mk1	23	1:27.868	79.97 mph	128.70 kph
67	D	IVEY/DEVEREUX	Austin Mini Cooper S	38	1:28.915	79.03 mph	127.18 kph
18	C	ROSTRON/KEMP	Ford Anglia Superspeed	7	1:33.415	75.22 mph	121.06 kph
63	E	Ian SWIFT	Hillman Frazer Imp	24	1:40.548	69.88 mph	112.47 kph

Weather / Track : Sunny / Dry

These results are provisional until the conclusion of any judicial and technical matters.

Snetterton
Circuit Length = 1.9520 miles
Start: 13:04 End: 14:07

Clerk of Course :	Timekeeper :
-------------------	--------------

Top Hat - V8s & Europeans

RACE 1 - LAP CHART

Lap 1			Lap 2			Lap 3			Lap 4			Lap 5		
No	Behind	Laptime	No	Behind	Laptime	No	Behind	Laptime	No	Behind	Laptime	No	Behind	Laptime
8		1:31.354	8		1:24.969	2		1:24.566	2		1:24.500	2		1:23.767
2	0.416	1:31.770	2	0.487	1:25.040	8	0.707	1:25.760	8	0.831	1:24.624	99	1 LAP	1:43.807
15	2.517	1:33.871	15	4.188	1:26.640	93	6.373	1:26.027	93	7.321	1:25.448	8	1.599	1:24.535
93	5.054	1:36.408	93	5.399	1:25.314	15	6.712	1:27.577	15	9.926	1:27.714	93	9.066	1:25.512
51	5.201	1:36.555	32	8.927	1:28.555	32	12.355	1:28.481	32	16.098	1:28.243	15	13.613	1:27.454
32	5.341	1:36.695	7	11.227	1:29.652	7	16.716	1:30.542	7	23.407	1:31.191	32	19.985	1:27.654
7	6.544	1:37.898	41	16.394	1:32.118	96	20.651	1:29.176	96	25.092	1:28.941	96	31.278	1:29.953
41	9.245	1:40.599	96	16.528	1:29.631	41	22.383	1:31.042	41	27.992	1:30.109	7	32.645	1:33.005
96	11.866	1:43.220	14	24.946	1:35.148	14	35.002	1:35.109	14	44.663	1:34.161	41	34.767	1:30.542
14	14.767	1:46.121	35	28.078	1:36.827	35	40.552	1:37.527	67	51.966	1:34.890	14	55.523	1:34.627
35	16.220	1:47.574	67	32.911	1:36.051	67	41.576	1:33.718	35	52.316	1:36.264	67	1:01.298	1:33.099
62	20.931	1:52.285	81	34.459	1:38.395	81	49.527	1:40.121	81	1:05.248	1:40.221	35	1:04.105	1:35.556
81	21.033	1:52.387	62	39.778	1:43.816	62	58.247	1:43.522	62	1:16.043	1:42.296	57	4 LAPS	8:15.321 P
67	21.829	1:53.183	63	42.140	1:43.193	63	59.219	1:42.132	63	1:17.923	1:43.204	81	1:21.317	1:39.836
63	23.916	1:55.270	99	46.866	1:44.842	99	1:05.621	1:43.808						
99	26.993	1:58.347												

Top Hat - V8s & Europeans

RACE 1 - LAP CHART

Lap 6			Lap 7			Lap 8			Lap 9			Lap 10		
No	Behind	Laptime	No	Behind	Laptime	No	Behind	Laptime	No	Behind	Laptime	No	Behind	Laptime
2		1:24.366	2		1:24.915	2		1:24.783	2		1:25.046	2		1:24.242
8	2.116	1:24.883	8	2.675	1:25.474	35	1 LAP	1:35.235	67	1 LAP	1:33.468	8	4.588	1:25.325
93	10.462	1:25.762	93	11.144	1:25.597	8	2.548	1:24.656	8	3.505	1:26.003	67	1 LAP	1:33.919
62	1 LAP	1:43.303	81	1 LAP	1:41.329	93	11.845	1:25.484	35	1 LAP	1:34.016	93	15.396	1:26.468
63	1 LAP	1:42.525	15	18.350	1:26.610	15	20.287	1:26.720	93	13.170	1:26.371	35	1 LAP	1:35.607
15	16.655	1:27.408	32	27.195	1:28.329	81	1 LAP	1:39.218	15	22.695	1:27.454	15	25.394	1:26.941
99	1 LAP	1:43.658	62	1 LAP	1:42.080	32	30.414	1:28.002	32	34.533	1:29.165	14	2 LAPS	3:33.001 P
32	23.781	1:28.162	63	1 LAP	1:43.264	51	6 LAPS	1:20.041 P	81	1 LAP	1:41.031	32	39.020	1:28.729
96	35.637	1:28.725	7	41.033	1:29.142	62	1 LAP	1:42.337	7	52.057	1:30.500	7	58.376	1:30.561
7	36.806	1:28.527	99	1 LAP	1:46.017	7	46.603	1:30.353	96	52.787	1:30.465	81	1 LAP	1:39.039
41	40.705	1:30.304	96	41.859	1:31.137	96	47.368	1:30.292	41	56.475	1:30.385	96	59.274	1:30.729
14	1:05.859	1:34.702	41	45.850	1:30.060	63	1 LAP	1:41.573	62	1 LAP	1:43.560	41	1:02.549	1:30.316
67	1:09.996	1:33.064	14	1:16.168	1:35.224	41	51.136	1:30.069	63	1 LAP	1:43.530	62	1 LAP	1:43.635
35	1:15.628	1:35.889	67	1:18.499	1:33.418	99	1 LAP	1:43.877	99	1 LAP	1:43.009	63	1 LAP	1:42.918

Top Hat - V8s & Europeans

RACE 1 - LAP CHART

Lap 11			Lap 12			Lap 13			Lap 14			Lap 15		
No	Behind	Laptime	No	Behind	Laptime	No	Behind	Laptime	No	Behind	Laptime	No	Behind	Laptime
2		1:24.750	2		1:24.568	2		1:24.773	2		1:24.737	8		1:26.076
8	6.221	1:26.383	18	11 LAPS	1:02.010	81	2 LAPS	1:40.098	8	9.408	1:26.034	7	3 LAPS	3:10.442 P
99	2 LAPS	1:44.153	8	7.089	1:25.436	8	8.111	1:25.795	81	2 LAPS	1:39.919	93	11.171	1:25.684
93	16.479	1:25.833	62	2 LAPS	1:43.008	18	11 LAPS	1:36.593	93	20.971	1:25.747	18	11 LAPS	1:35.498
67	1 LAP	1:32.464	63	2 LAPS	1:43.174	93	19.961	1:26.100	18	11 LAPS	1:35.052	81	2 LAPS	1:40.512
15	27.204	1:26.560	93	18.634	1:26.723	15	32.723	1:27.274	15	35.292	1:27.306	15	26.522	1:26.714
35	1 LAP	1:35.029	67	1 LAP	1:33.802	62	2 LAPS	1:43.430	67	1 LAP	1:32.395	67	1 LAP	1:32.466
32	41.823	1:27.553	15	30.222	1:27.586	67	1 LAP	1:33.298	32	53.895	1:28.989	32	46.431	1:28.020
14	2 LAPS	1:35.070	99	2 LAPS	1:44.872	63	2 LAPS	1:43.660	62	2 LAPS	1:45.019	62	2 LAPS	1:44.352
96	1:04.050	1:29.526	35	1 LAP	1:36.123	32	49.643	1:29.217	63	2 LAPS	1:45.357	35	1 LAP	1:34.367
41	1:08.536	1:30.737	32	45.199	1:27.944	99	2 LAPS	1:44.055	35	1 LAP	1:35.480	63	2 LAPS	1:44.333
81	1 LAP	1:40.479	14	2 LAPS	1:34.772	35	1 LAP	1:37.825	99	2 LAPS	1:43.588	2	1:09.175	2:44.659 P
			96	1:07.852	1:28.370	14	2 LAPS	1:34.827	14	2 LAPS	1:34.939	96	1:09.416	1:28.901
			41	1:14.724	1:30.756	96	1:12.047	1:28.968	96	1:15.999	1:28.689	14	2 LAPS	1:38.406
			7	1 LAP	3:14.358 P	41	1:20.798	1:30.847	41	1:27.340	1:31.279	99	2 LAPS	1:43.739
												41	1:22.215	1:30.359

Top Hat - V8s & Europeans

RACE 1 - LAP CHART

Lap 16			Lap 17			Lap 18			Lap 19			Lap 20		
No	Behind	Laptime	No	Behind	Laptime	No	Behind	Laptime	No	Behind	Laptime	No	Behind	Laptime
8		1:25.552	8		1:25.543	8		1:26.289	93		1:27.247	93		1:26.210
93	11.086	1:25.467	41	1 LAP	1:31.744	63	4 LAPS	3:10.956 P	63	4 LAPS	1:48.927	7	3 LAPS	1:27.310
7	3 LAPS	1:35.117	93	11.573	1:26.030	93	11.870	1:26.586	7	3 LAPS	1:28.164	15	1 LAP	2:54.239 P
15	27.761	1:26.791	99	3 LAPS	1:44.560	62	3 LAPS	1:45.297	99	4 LAPS	3:07.878 P	62	4 LAPS	3:09.917 P
18	11 LAPS	1:34.056	7	3 LAPS	1:27.981	14	4 LAPS	3:16.421 P	14	4 LAPS	1:39.537	63	4 LAPS	1:44.144
81	2 LAPS	1:39.455	15	28.996	1:26.778	7	3 LAPS	1:27.312	18	11 LAPS	1:33.956	14	4 LAPS	1:36.430
67	1 LAP	1:32.880	18	11 LAPS	1:33.787	15	29.422	1:26.715	32	45.555	1:29.265	99	4 LAPS	1:47.759
32	49.626	1:28.747	32	52.706	1:28.623	18	11 LAPS	1:33.415	67	2 LAPS	1:33.258	18	11 LAPS	1:33.451
2	1:11.590	1:27.967	81	2 LAPS	1:41.495	67	2 LAPS	2:55.284 P	2	55.041	1:24.767	32	48.994	1:29.649
96	1:14.634	1:30.770	57	15 LAPS	1:02.141 P	32	55.407	1:28.990	81	2 LAPS	1:40.070	67	2 LAPS	1:31.469
35	1 LAP	1:35.649	2	1:10.497	1:24.450	81	2 LAPS	1:39.739	96	1:11.866	1:30.307	2	53.763	1:24.932
62	2 LAPS	1:43.961	96	1:18.026	1:28.935	2	1:09.391	1:25.183	57	15 LAPS	1:37.298	96	1:14.799	1:29.143
						57	15 LAPS	1:42.858	35	2 LAPS	1:36.152	57	15 LAPS	1:35.500
						96	1:20.676	1:28.939				81	2 LAPS	1:40.000
						35	2 LAPS	3:00.075						

Top Hat - V8s & Europeans

RACE 1 - LAP CHART

Lap 21			Lap 22			Lap 23			Lap 24			Lap 25		
No	Behind	Laptime	No	Behind	Laptime	No	Behind	Laptime	No	Behind	Laptime	No	Behind	Laptime
93		1:25.757	93		1:26.784	2		1:24.979	2		1:24.921	2		1:26.069
41	4 LAPS	5:55.571 P	57	16 LAPS	1:34.265	18	12 LAPS	2:51.392 P	18	12 LAPS	1:41.006	67	2 LAPS	1:32.390
35	3 LAPS	1:35.062	41	4 LAPS	1:33.431	67	2 LAPS	1:32.304	67	2 LAPS	1:30.299	18	12 LAPS	1:37.849
7	3 LAPS	1:27.485	35	3 LAPS	1:33.337	62	4 LAPS	1:43.903	93	37.803	1:30.886	93	41.132	1:29.398
15	1 LAP	1:30.137	7	3 LAPS	1:27.046	63	4 LAPS	1:43.790	32	2 LAPS	1:34.833	96	1 LAP	2:59.192 P
62	4 LAPS	1:45.662	15	1 LAP	1:28.853	32	2 LAPS	4:50.328	62	4 LAPS	1:43.766	32	2 LAPS	1:32.574
63	4 LAPS	1:44.260	2	51.564	1:24.961	93	31.838	2:48.381 P	63	4 LAPS	1:43.593	7	2 LAPS	1:27.714
14	4 LAPS	1:45.495	62	4 LAPS	1:45.955	96	33.992	1:30.441	41	3 LAPS	1:27.913	41	3 LAPS	1:28.611
2	53.387	1:25.381	63	4 LAPS	1:41.748	99	4 LAPS	1:42.606	7	2 LAPS	1:26.063	62	4 LAPS	1:42.660
99	4 LAPS	1:43.714	67	2 LAPS	1:32.955	41	3 LAPS	1:28.534	99	4 LAPS	1:42.813	63	4 LAPS	1:42.333
18	11 LAPS	1:34.287	14	4 LAPS	1:43.792	7	2 LAPS	1:27.155	15	1:06.208	1:27.562	15	1:08.522	1:28.383
67	2 LAPS	1:31.338	99	4 LAPS	1:44.073	81	3 LAPS	1:40.847	35	2 LAPS	1:36.127	99	4 LAPS	1:43.501
96	1:17.824	1:28.782	96	1:20.094	1:29.054	15	1:03.567	1:28.244	81	3 LAPS	1:41.729	35	2 LAPS	1:35.976
			81	3 LAPS	3:05.278	35	2 LAPS	1:35.902						
			41	3 LAPS	1:29.095	51	20 LAPS	2:22.916 P						
			57	15 LAPS	1:34.331									
			7	2 LAPS	1:26.535									
			35	2 LAPS	1:33.656									

Top Hat - V8s & Europeans

RACE 1 - LAP CHART

Lap 26			Lap 27			Lap 28			Lap 29			Lap 30		
No	Behind	Laptime	No	Behind	Laptime	No	Behind	Laptime	No	Behind	Laptime	No	Behind	Laptime
2		1:28.038	2		1:26.964	2		1:28.083	2		1:27.210	2		1:27.288
81	4 LAPS	1:40.241	99	5 LAPS	1:42.024	63	5 LAPS	1:41.363	63	5 LAPS	1:40.548	35	3 LAPS	1:34.930
57	18 LAPS	5:21.363 P	35	3 LAPS	1:34.474	62	5 LAPS	1:42.542	35	3 LAPS	1:33.293	63	5 LAPS	1:41.069
67	2 LAPS	1:29.952	81	4 LAPS	1:38.805	35	3 LAPS	1:34.114	62	5 LAPS	1:42.000	62	5 LAPS	1:42.624
18	12 LAPS	1:35.938	67	2 LAPS	1:31.418	99	5 LAPS	1:43.426	99	5 LAPS	1:42.957	67	2 LAPS	1:32.452
93	43.822	1:30.728	57	18 LAPS	1:41.027	81	4 LAPS	1:38.716	81	4 LAPS	1:39.056	99	5 LAPS	1:43.154
96	1 LAP	1:31.281	93	46.207	1:29.349	67	2 LAPS	1:29.979	67	2 LAPS	1:30.307	81	4 LAPS	1:38.773
32	2 LAPS	1:32.626	96	1 LAP	1:29.057	93	46.637	1:28.513	93	47.759	1:28.332	93	49.477	1:29.006
51	22 LAPS	3:50.571	18	12 LAPS	1:36.751	96	1 LAP	1:28.414	96	1 LAP	1:28.547	96	1 LAP	1:28.811
41	3 LAPS	1:27.868	32	2 LAPS	1:31.129	14	9 LAPS	9:16.193 P	14	9 LAPS	1:37.964	32	2 LAPS	1:31.813
7	2 LAPS	1:28.569	15	1:09.868	1:28.844	18	12 LAPS	1:35.750	32	2 LAPS	1:31.054	15	1:11.943	1:28.064
15	1:07.988	1:27.504				32	2 LAPS	1:31.126	18	12 LAPS	1:35.255	51	25 LAPS	6:09.386 P
63	4 LAPS	1:41.160				15	1:10.788	1:29.003	15	1:11.167	1:27.589	14	9 LAPS	1:38.366
62	4 LAPS	1:43.423										18	12 LAPS	1:35.876

Top Hat - V8s & Europeans

RACE 1 - LAP CHART

Lap 31			Lap 32			Lap 33			Lap 34			Lap 35		
No	Behind	Laptime	No	Behind	Laptime	No	Behind	Laptime	No	Behind	Laptime	No	Behind	Laptime
2		1:28.098	2		1:27.428	2		1:28.582	2		1:29.284	2		1:30.295
35	3 LAPS	1:35.389	35	3 LAPS	1:34.419	32	3 LAPS	1:46.208	32	3 LAPS	1:33.008	62	6 LAPS	1:42.096
63	5 LAPS	1:42.382	96	1 LAP	1:29.950	35	3 LAPS	1:34.972	99	6 LAPS	1:42.972	81	5 LAPS	1:39.603
67	2 LAPS	1:32.232	67	2 LAPS	1:30.158	96	1 LAP	1:28.147	18	13 LAPS	1:38.248	32	3 LAPS	1:32.980
62	5 LAPS	1:43.512	63	5 LAPS	1:43.070	67	2 LAPS	1:29.990	35	3 LAPS	1:34.493	18	13 LAPS	1:37.085
96	1 LAP	1:29.517	62	5 LAPS	1:41.949	15	1:11.717	1:28.495	67	2 LAPS	1:30.243	99	6 LAPS	1:40.818
93	53.952	1:32.573	81	4 LAPS	1:39.026	63	5 LAPS	1:43.826	15	1:09.862	1:27.429	35	3 LAPS	1:35.533
81	4 LAPS	1:38.681	15	1:11.804	1:27.630	62	5 LAPS	1:41.908	63	5 LAPS	1:40.553	67	2 LAPS	1:33.355
99	5 LAPS	1:44.205	99	5 LAPS	1:42.789	81	4 LAPS	1:39.893				15	1:07.157	1:27.590
32	2 LAPS	1:31.649	18	12 LAPS	1:34.477									
15	1:11.602	1:27.757												
18	12 LAPS	1:34.531												
14	9 LAPS	1:41.054												

Top Hat - V8s & Europeans

RACE 1 - LAP CHART

Lap 36			Lap 37			Lap 38			Lap 39			Lap 40		
No	Behind	Laptime	No	Behind	Laptime	No	Behind	Laptime	No	Behind	Laptime	No	Behind	Laptime
2		1:28.594	2		1:28.810	2		1:28.356	2		1:29.054	2		1:29.643
63	6 LAPS	1:41.937	32	3 LAPS	1:32.194	32	3 LAPS	1:33.025	96	3 LAPS	1:28.017	96	3 LAPS	1:28.432
32	3 LAPS	1:33.023	96	3 LAPS	1:31.815	96	3 LAPS	1:28.677	32	3 LAPS	1:31.461	32	3 LAPS	1:32.399
81	5 LAPS	1:37.426	81	5 LAPS	1:41.238	81	5 LAPS	1:38.429	81	5 LAPS	1:37.515	81	5 LAPS	1:38.887
62	6 LAPS	1:41.874	63	6 LAPS	1:43.142	63	6 LAPS	1:41.164	63	6 LAPS	1:42.650	63	6 LAPS	1:40.841
96	3 LAPS	3:53.123	62	6 LAPS	1:42.343	62	6 LAPS	1:42.580	18	13 LAPS	1:38.322	18	13 LAPS	1:39.543
18	13 LAPS	1:35.504	18	13 LAPS	1:40.544	18	13 LAPS	1:37.923	62	6 LAPS	1:41.533	15	1:04.524	1:28.139
14	13 LAPS	6:23.391 P	99	6 LAPS	1:43.578	99	6 LAPS	1:42.356	15	1:06.028	1:27.740	67	2 LAPS	1:28.915
99	6 LAPS	1:42.388	14	13 LAPS	1:53.938	14	13 LAPS	1:45.739	67	2 LAPS	1:30.375	62	6 LAPS	1:42.245
35	3 LAPS	1:34.364	67	2 LAPS	1:31.614	15	1:07.342	1:30.280	99	6 LAPS	1:43.605	35	3 LAPS	1:33.971
67	2 LAPS	1:30.724	15	1:05.418	1:28.176	67	2 LAPS	1:30.868	35	3 LAPS	1:33.603	99	6 LAPS	1:43.245
15	1:06.052	1:27.489	35	3 LAPS	1:33.242	35	3 LAPS	1:33.615	14	13 LAPS	1:47.740			

Top Hat - V8s & Europeans

RACE 1 - LAP CHART

Lap 41		
No	Behind	Laptime
2		1:29.827
96	3 LAPS	1:27.896
14	14 LAPS	1:51.955
32	3 LAPS	1:31.379
81	5 LAPS	1:38.739
15	1:03.833	1:29.136
67	2 LAPS	1:29.285
18	13 LAPS	1:39.642
63	6 LAPS	1:44.286
62	6 LAPS	1:43.298
35	3 LAPS	1:33.282
99	6 LAPS	1:42.631

Cloth Cap

RACE 2 - CLASSIFICATION

POS	NO	CL	NAME	ENTRY	LAPS	TIME	GAP	DIFF	MPH	BEST	ON
1	72	A	Jamie BOOT	TVR Griffith	28	41:00.400			79.97	1:23.333	20
2	47	A	Chris SCRAGG	Jaguar E-Type	28	41:23.753	23.353	23.353	79.21	1:24.323	21
3	93	A	Harry WYNDHAM	Jaguar E-Type	28	41:47.044	46.644	23.291	78.48	1:24.650	6
4	14	B	GASTON/GASTON	TVR Granturs	27	42:07.511	1 lap	1 lap	75.06	1:28.811	21
5	60	C	Bill WATT	Lotus Elan S2	27	42:20.661	1 lap	13.150	74.67	1:28.746	24
6	10	B	Karl WETHERELL	Triumph TR4	26	41:04.526	2 laps	1 lap	74.13	1:29.265	7
7	88	C	McCULLOCH/NEWALL	Alfa Romeo Guilia TZ1	26	41:35.143	2 laps	30.617	73.22	1:26.682	25
8	66	B	PEARSON/DEVINE	Triumph TR4	26	42:24.924	2 laps	49.781	71.79	1:30.432	26
NOT CLASSIFIED											
DNC	85	C	Stephen BOND	Lotus Elan 26R	0						
FASTEST LAP											
72	A	Jamie BOOT	TVR Griffith	20	1:23.333	84.32 mph	135.70 kph				
88	C	McCULLOCH/NEWALL	Alfa Romeo Guilia TZ1	25	1:26.682	81.06 mph	130.46 kph				
14	B	GASTON/GASTON	TVR Granturs	21	1:28.811	79.12 mph	127.33 kph				

Weather / Track : Sunny / Dry

These results are provisional until the conclusion of any judicial and technical matters.

Snetterton
Circuit Length = 1.9520 miles
Start: 14:32 End: 15:14

Clerk of Course :		Timekeeper :
-------------------	--	--------------

XK Challenge

RACE 2 - CLASSIFICATION

POS	NO	CL	NAME	ENTRY	LAPS	TIME	GAP	DIFF	MPH	BEST	ON
1	12	XKC	Graham BULL	Jaguar XK150S	27	42:14.071			74.87	1:29.279	20
2	23	XKC	LOVE/KEEN	Jaguar XK150S	26	42:28.510	1 lap	1 lap	71.69	1:29.912	22
3	8	XKC	ZIEGLER/BATT	Jaguar XK120	25	41:31.342	2 laps	1 lap	70.51	1:32.436	3
4	40	XKC	KEITH-LUCAS/KEITH-LUCAS	Jaguar XK150S FHC	25	41:39.604	2 laps	8.262	70.28	1:33.604	18
5	9	XKA	CHASE-GARDENER/ALLEN	Jaguar XK140 SE	25	42:25.249	2 laps	45.645	69.02	1:35.881	16
6	16	XKC	GOMM/ROBERTS	Jaguar XK150S	24	41:43.608	3 laps	1 lap	67.36	1:32.332	18
7	48	XKC	LUNN/FLOYD	Jaguar XK120	23	42:15.330	4 laps	1 lap	63.74	1:32.336	6
8	6	XKA	FOSTER/KEITH-LUCAS	Jaguar XK120 OTS	22	41:07.360	5 laps	1 lap	62.65	1:40.874	16
NOT CLASSIFIED											
DNF	21	XKC	Andrew WENMAN	Jaguar XK120	0						
DNF	67	XKD	Andrew MOORE	Jaguar XK120	0						
FASTEST LAP											
12	XKC	Graham BULL	Jaguar XK150S	20	1:29.279	78.70 mph	126.67 kph				
9	XKA	CHASE-GARDENER/ALLEN	Jaguar XK140 SE	16	1:35.881	73.28 mph	117.94 kph				
67	XKD	Andrew MOORE	Jaguar XK120	0		mph	kph				

Weather / Track : Sunny / Dry

These results are provisional until the conclusion of any judicial and technical matters.

Snetterton
 Circuit Length = 1.9520 miles
 Start: 14:32 End: 15:14

Clerk of Course :	Timekeeper :
-------------------	--------------

Cloth Cap & XK Challenge

RACE 2 - LAP CHART

Lap 1			Lap 2			Lap 3			Lap 4			Lap 5		
No	Behind	Laptime	No	Behind	Laptime	No	Behind	Laptime	No	Behind	Laptime	No	Behind	Laptime
72		1:29.651	72		1:24.464	72		1:23.383	72		1:23.439	72		1:24.542
47	2.409	1:32.060	47	2.784	1:24.839	47	4.678	1:25.277	47	6.975	1:25.736	47	7.227	1:24.794
93	3.104	1:32.755	93	3.367	1:24.727	93	5.233	1:25.249	93	7.519	1:25.725	93	7.941	1:24.964
12	7.609	1:37.260	12	12.553	1:29.408	12	18.727	1:29.557	12	26.237	1:30.949	6	1 LAP	1:50.209
14	8.301	1:37.952	14	13.504	1:29.667	14	19.815	1:29.694	14	26.791	1:30.415	12	32.290	1:30.595
60	10.475	1:40.126	60	17.236	1:31.225	60	25.173	1:31.320	60	32.307	1:30.573	14	32.861	1:30.612
10	11.480	1:41.131	10	18.412	1:31.396	10	25.972	1:30.943	10	33.430	1:30.897	60	38.588	1:30.823
48	17.761	1:47.412	48	26.760	1:33.463	48	36.223	1:32.846	48	46.095	1:33.311	10	39.549	1:30.661
23	17.943	1:47.594	8	29.639	1:36.132	8	38.692	1:32.436	8	49.479	1:34.226	48	54.500	1:32.947
8	17.971	1:47.622	23	32.192	1:38.713	23	45.235	1:36.426	23	57.876	1:36.080	8	58.390	1:33.453
40	18.856	1:48.507	40	32.486	1:38.094	40	45.495	1:36.392	40	58.769	1:36.713	23	1:09.352	1:36.018
66	19.437	1:49.088	66	33.097	1:38.124	66	46.114	1:36.400	66	59.371	1:36.696	40	1:10.322	1:36.095
9	20.891	1:50.542	16	33.573	1:36.652	16	47.000	1:36.810	16	59.932	1:36.371	16	1:11.245	1:35.855
16	21.385	1:51.036	9	36.474	1:40.047	9	50.780	1:37.689	9	1:04.218	1:36.877	66	1:11.532	1:36.703
88	24.647	1:54.298	88	39.297	1:39.114	88	55.263	1:39.349	88	1:10.087	1:38.263	9	1:17.514	1:37.838
6	30.473	2:00.124	6	54.293	1:48.284	6	1:20.586	1:49.676				88	1:23.578	1:38.033

Cloth Cap & XK Challenge

RACE 2 - LAP CHART

Lap 6			Lap 7			Lap 8			Lap 9			Lap 10		
No	Behind	Laptime	No	Behind	Laptime	No	Behind	Laptime	No	Behind	Laptime	No	Behind	Laptime
72		1:24.146	72		1:24.450	72		1:26.897	72		1:24.595	72		1:25.763
47	7.811	1:24.730	9	1 LAP	1:37.898	66	1 LAP	1:34.133	6	2 LAPS	1:49.498	48	1 LAP	1:33.572
93	8.445	1:24.650	47	9.650	1:26.289	23	1 LAP	1:38.022	93	13.059	1:27.126	8	1 LAP	1:34.892
12	38.054	1:29.910	93	10.223	1:26.228	47	9.808	1:27.055	47	13.436	1:28.223	47	13.199	1:25.526
14	38.868	1:30.153	88	1 LAP	1:39.577	93	10.528	1:27.202	66	1 LAP	1:34.618	93	13.894	1:26.598
60	44.960	1:30.518	12	43.544	1:29.940	40	1 LAP	1:42.894	16	2 LAPS	3:09.481 P	66	1 LAP	1:34.447
10	46.116	1:30.713	14	43.899	1:29.481	9	1 LAP	1:38.324	23	1 LAP	1:37.855	16	2 LAPS	1:41.913
6	1 LAP	1:49.972	60	49.835	1:29.325	88	1 LAP	1:39.577	40	1 LAP	1:38.194	23	1 LAP	1:38.323
48	1:02.690	1:32.336	10	50.931	1:29.265	14	47.383	1:30.381	9	1 LAP	1:38.239	40	1 LAP	1:36.132
8	1:07.069	1:32.825	48	1:11.540	1:33.300	12	47.688	1:31.041	88	1 LAP	1:38.100	6	2 LAPS	1:54.136
23	1:22.120	1:36.914	6	1 LAP	1:50.215	60	53.225	1:30.287	14	52.181	1:29.393	9	1 LAP	1:37.469
40	1:22.460	1:36.284	8	1:15.815	1:33.196	10	54.924	1:30.890	12	54.195	1:31.102	88	1 LAP	1:38.524
66	1:22.527	1:35.141				48	1:17.645	1:33.002	60	58.648	1:30.018	14	55.840	1:29.422
16	1:23.583	1:36.484				8	1:23.691	1:34.773	10	1:00.112	1:29.783	12	58.984	1:30.552
												60	1:02.625	1:29.740
												10	1:04.099	1:29.750

Cloth Cap & XK Challenge
RACE 2 - LAP CHART

Lap 11			Lap 12			Lap 13			Lap 14			Lap 15		
No	Behind	Laptime	No	Behind	Laptime	No	Behind	Laptime	No	Behind	Laptime	No	Behind	Laptime
72		1:24.389	72		1:24.625	47		1:25.225	47		1:25.115	47		1:25.898
47	15.383	1:26.573	47	16.201	1:25.443	93	3.023	1:26.242	93	4.478	1:26.570	8	2 LAPS	1:37.522
93	16.321	1:26.816	93	18.207	1:26.511	66	1 LAP	1:33.274	6	3 LAPS	1:48.206	66	1 LAP	1:34.009
8	1 LAP	1:35.698	8	1 LAP	1:34.684	23	1 LAP	1:36.743	8	2 LAPS	3:11.445 P	88	2 LAPS	1:28.313
66	1 LAP	1:34.442	66	1 LAP	1:33.331	88	2 LAPS	1:31.711	66	1 LAP	1:32.833	16	3 LAPS	2:59.453 P
23	1 LAP	1:37.348	23	1 LAP	1:36.260	14	56.221	1:30.272	40	2 LAPS	3:02.917 P	12	1:11.240	1:30.643
16	2 LAPS	1:40.012	40	1 LAP	1:36.188	12	1:01.085	1:30.978	88	2 LAPS	1:28.062	72	1:12.464	1:25.054
40	1 LAP	1:35.781	16	2 LAPS	1:39.520	16	2 LAPS	1:40.371	14	1:01.692	1:30.586	40	2 LAPS	1:41.579
9	1 LAP	1:39.347	88	2 LAPS	3:00.001 P	72	1:11.560	2:52.986 P	48	4 LAPS	7:00.552 P	93	1:27.900	2:49.320 P
14	1:01.482	1:30.031	14	1:07.375	1:30.518	60	1:12.142	1:31.164	12	1:06.495	1:30.525	10	1 LAP	1:31.617
12	1:05.760	1:31.165	12	1:11.533	1:30.398	10	1 LAP	3:11.644 P	23	1 LAP	1:37.104			
6	2 LAPS	1:52.875	9	1 LAP	1:38.235				9	2 LAPS	3:06.821 P			
10	1:09.746	1:30.036	60	1:22.404	1:33.085				72	1:13.308	1:26.863			
60	1:13.944	1:35.708	6	2 LAPS	1:50.260				60	1:18.344	1:31.317			
									10	1 LAP	1:32.556			

Cloth Cap & XK Challenge

RACE 2 - LAP CHART

Lap 16			Lap 17			Lap 18			Lap 19			Lap 20		
No	Behind	Laptime	No	Behind	Laptime	No	Behind	Laptime	No	Behind	Laptime	No	Behind	Laptime
47		1:28.633	72		1:24.203	72		1:23.856	72		1:23.338	72		1:23.333
9	3 LAPS	1:43.581	6	4 LAPS	1:48.323	88	2 LAPS	1:28.526	88	2 LAPS	1:27.550	88	2 LAPS	1:27.892
48	5 LAPS	1:50.194	14	1 LAP	1:35.312	8	2 LAPS	1:35.653	47	12.819	1:25.429	47	14.195	1:24.709
6	4 LAPS	3:25.228 P	47	9.185	2:41.757 P	66	1 LAP	1:34.022	12	1 LAP	1:32.029	66	2 LAPS	3:03.723 P
8	2 LAPS	1:34.823	23	2 LAPS	1:34.441	47	10.728	1:25.399	14	1 LAP	1:30.864	12	1 LAP	1:29.688
66	1 LAP	1:33.387	60	1 LAP	1:34.137	12	1 LAP	2:54.257 P	8	2 LAPS	1:38.554	14	1 LAP	1:29.484
88	2 LAPS	1:28.622	93	21.945	1:26.664	14	1 LAP	1:31.955	93	27.639	1:26.609	93	29.356	1:25.050
14	1 LAP	2:55.446 P	16	3 LAPS	1:35.233	6	4 LAPS	1:42.374	23	2 LAPS	1:31.889	8	2 LAPS	1:35.065
72	1:08.369	1:24.538	40	2 LAPS	1:35.756	23	2 LAPS	1:31.200	60	1 LAP	1:29.864	23	2 LAPS	1:30.788
12	1:13.117	1:30.510	10	1 LAP	1:30.098	93	24.368	1:26.279	6	4 LAPS	1:42.144	60	1 LAP	1:29.723
23	2 LAPS	3:01.971 P	9	2 LAPS	1:35.899	60	1 LAP	1:30.790	16	3 LAPS	1:32.791	10	1 LAP	1:31.585
60	1 LAP	2:54.469 P	48	4 LAPS	1:35.525	16	3 LAPS	1:33.197	10	1 LAP	1:30.661	16	3 LAPS	1:35.048
16	3 LAPS	1:37.448				10	1 LAP	1:30.580	40	2 LAPS	1:33.811	40	2 LAPS	1:33.604
40	2 LAPS	1:36.901				40	2 LAPS	1:34.981	9	2 LAPS	1:35.897	6	4 LAPS	1:40.874
93	1:27.853	1:28.586				9	2 LAPS	1:35.881	48	4 LAPS	1:36.029	48	4 LAPS	1:35.475
10	1 LAP	1:30.595				48	4 LAPS	1:34.794				9	2 LAPS	1:37.135
9	2 LAPS	1:36.123												
48	4 LAPS	1:37.934												
88	1 LAP	1:27.989												

Cloth Cap & XK Challenge
RACE 2 - LAP CHART

Lap 21			Lap 22			Lap 23			Lap 24			Lap 25		
No	Behind	Laptime	No	Behind	Laptime	No	Behind	Laptime	No	Behind	Laptime	No	Behind	Laptime
72		1:24.075	72		1:25.138	72		1:24.337	72		1:24.122	72		1:24.298
88	2 LAPS	1:27.920	48	5 LAPS	1:35.870	6	5 LAPS	1:43.475	40	3 LAPS	1:34.338	16	4 LAPS	1:34.394
47	14.443	1:24.323	9	3 LAPS	1:36.686	47	16.497	1:26.072	47	17.746	1:25.371	40	3 LAPS	1:33.696
12	1 LAP	1:29.279	47	14.762	1:25.457	48	5 LAPS	1:37.882	88	2 LAPS	1:28.875	47	19.791	1:26.343
93	31.284	1:26.003	88	2 LAPS	1:28.438	88	2 LAPS	1:27.284	6	5 LAPS	1:43.150	88	2 LAPS	1:27.164
14	1 LAP	1:30.103	93	31.757	1:25.611	9	3 LAPS	1:39.014	48	5 LAPS	1:36.073	93	39.583	1:27.340
66	2 LAPS	1:37.350	12	1 LAP	1:29.983	93	34.192	1:26.772	9	3 LAPS	1:36.678	48	5 LAPS	1:36.145
8	2 LAPS	1:34.786	14	1 LAP	1:28.811	14	1 LAP	1:29.537	93	36.541	1:26.471	9	3 LAPS	1:36.937
23	2 LAPS	1:30.555	66	2 LAPS	1:32.072	12	1 LAP	1:31.150	14	1 LAP	1:29.190	6	5 LAPS	1:44.150
60	1 LAP	1:30.319	60	1 LAP	1:29.681	66	2 LAPS	1:31.229	12	1 LAP	1:30.483	14	1 LAP	1:29.856
10	1 LAP	1:29.700	23	2 LAPS	1:32.101	60	1 LAP	1:29.287	66	2 LAPS	1:31.130	12	1 LAP	1:30.386
16	3 LAPS	1:32.332	8	2 LAPS	1:36.237	23	2 LAPS	1:30.490	60	1 LAP	1:29.415	60	1 LAP	1:28.746
40	2 LAPS	1:33.715	10	1 LAP	1:29.509	10	1 LAP	1:30.982	23	2 LAPS	1:29.912	66	2 LAPS	1:30.770
6	4 LAPS	1:42.416	16	3 LAPS	1:32.586	8	2 LAPS	1:35.475	10	1 LAP	1:29.810	23	2 LAPS	1:30.320
			40	2 LAPS	1:34.322	16	3 LAPS	1:33.657	8	2 LAPS	1:37.499	10	1 LAP	1:29.798

Cloth Cap & XK Challenge

RACE 2 - LAP CHART

Lap 26			Lap 27			Lap 28		
No	Behind	Laptime	No	Behind	Laptime	No	Behind	Laptime
72		1:24.645	72		1:24.414	72		1:24.856
8	3 LAPS	1:37.217	8	3 LAPS	1:35.307	10	2 LAPS	1:30.025
16	4 LAPS	1:34.720	47	21.756	1:25.724	6	6 LAPS	1:48.247
40	3 LAPS	1:33.777	16	4 LAPS	1:37.185	47	23.353	1:26.453
47	20.446	1:25.300	40	3 LAPS	1:34.127	8	3 LAPS	1:35.767
88	2 LAPS	1:27.626	88	2 LAPS	1:26.682	88	2 LAPS	1:27.653
93	42.361	1:27.423	93	44.980	1:27.033	40	3 LAPS	1:34.806
48	5 LAPS	1:35.420	14	1 LAP	1:29.014	16	4 LAPS	1:41.059
14	1 LAP	1:30.058	48	5 LAPS	1:35.560	93	46.644	1:26.520
9	3 LAPS	1:37.678	12	1 LAP	1:31.356	14	1 LAP	1:29.304
12	1 LAP	1:30.160	9	3 LAPS	1:37.514	12	1 LAP	1:30.767
6	5 LAPS	1:43.524	60	1 LAP	1:30.432	48	5 LAPS	1:35.688
60	1 LAP	1:29.112	66	2 LAPS	1:30.524	60	1 LAP	1:29.457
66	2 LAPS	1:32.004	23	2 LAPS	1:30.471	66	2 LAPS	1:30.432
23	2 LAPS	1:30.186				9	3 LAPS	1:36.900
10	1 LAP	1:29.901				23	2 LAPS	1:30.786

Oldies but Goldies

RACE 3 - CLASSIFICATION

POS	NO	CL	NAME	ENTRY	LAPS	TIME	GAP	DIFF	MPH	BEST	ON
1	129	B	Rod ADLINGTON	Volvo PV544	27	46:12.749			68.42	1:31.471	12
2	23	B	HARRISON/WATTS	Volvo Amazon	27	46:45.237	32.488	32.488	67.63	1:34.569	21
3	9	S	DANIELL/DANIELL	Austin A40	27	47:00.605	47.856	15.368	67.26	1:32.840	21
4	70	A	LOVE/KEEN	Jaguar Mk 7	27	47:31.272	1:18.523	30.667	66.54	1:34.857	20
5	61	C	Michael PEET	Sunbeam Rapier S3	26	46:35.778	1 lap	1 lap	65.35	1:39.047	17
6	7	B	PRITCHARD/VAUGHAN	Ford Zephyr Mkl	25	47:39.157	2 laps	1 lap	61.44	1:42.075	10
7	27	S	Richard POSTINS	Austin A40	24	41:23.630	3 laps	1 lap	67.90	1:31.720	22
8	51	B	KELLETT/EARNSHAW	Rover P4 100	23	46:23.361	4 laps	1 lap	58.06	1:48.877	9
NOT CLASSIFIED											
DNC	29	B	David GRIFFITHS	Standard Vanguard III	20	36:45.920	7 laps	3 laps	63.71	1:39.075	13
DNC	66	S	Anthony ROBINSON	Austin A35	17	32:54.798	10 laps	3 laps	60.49	1:38.094	9
DNC	52	GT	CHASE-GARDENER/ALLEN	Aston Martin DB2	0						
FASTEST LAP											
129	B	Rod ADLINGTON	Volvo PV544	12	1:31.471	76.82 mph	123.63 kph				
27	S	Richard POSTINS	Austin A40	22	1:31.720	76.61 mph	123.29 kph				
70	A	LOVE/KEEN	Jaguar Mk 7	20	1:34.857	74.08 mph	119.22 kph				
61	C	Michael PEET	Sunbeam Rapier S3	17	1:39.047	70.94 mph	114.17 kph				
52	GT	CHASE-GARDENER/ALLEN	Aston Martin DB2	0		mph	kph				

Weather / Track : Sunny / Dry

These results are provisional until the conclusion of any judicial and technical matters.

Snetterton
 Circuit Length = 1.9520 miles
 Start: 15:26 End: 16:14

Clerk of Course :		Timekeeper :
-------------------	--	--------------

Oldies but Goldies
RACE 3 - LAP CHART

Lap 1			Lap 2			Lap 3			Lap 4			Lap 5		
No	Behind	Laptime	No	Behind	Laptime	No	Behind	Laptime	No	Behind	Laptime	No	Behind	Laptime
129		1:41.386	27		1:37.204	27		2:15.180	27		1:47.901	27		1:37.466
27	0.069	1:41.455	129	0.026	1:37.299	129	0.366	2:15.520	129	0.608	1:48.143	129	1.492	1:38.350
23	4.378	1:45.764	23	5.256	1:38.151	23	0.972	2:10.896	23	1.639	1:48.568	23	4.765	1:40.592
66	6.753	1:48.139	66	9.040	1:39.560	66	13.902	2:20.042	66	14.315	1:48.314	66	22.969	1:46.120
61	8.055	1:49.441	61	12.223	1:41.441	61	14.729	2:17.686	61	16.026	1:49.198	61	25.066	1:46.506
70	11.508	1:52.894	70	18.055	1:43.820	70	17.009	2:14.134	70	19.386	1:50.278	70	33.146	1:51.226
29	11.957	1:53.343	29	19.271	1:44.587	29	17.717	2:13.626	29	21.020	1:51.204	29	34.531	1:50.977
9	13.950	1:55.336	9	20.155	1:43.478	9	20.104	2:15.129	9	24.629	1:52.426	9	38.858	1:51.695
7	15.438	1:56.824	7	22.500	1:44.335	7	21.521	2:14.201	7	27.035	1:53.415	7	40.550	1:50.981
51	20.778	2:02.164	51	35.622	1:52.117	51	22.843	2:02.401	51	30.451	1:55.509	51	43.760	1:50.775

Oldies but Goldies
RACE 3 - LAP CHART

Lap 6			Lap 7			Lap 8			Lap 9			Lap 10		
No	Behind	Laptime	No	Behind	Laptime	No	Behind	Laptime	No	Behind	Laptime	No	Behind	Laptime
27		1:35.931	27		2:26.550	27		2:03.586	27		1:33.862	27		1:34.294
129	1.378	1:35.817	129	0.551	2:25.723	129	0.356	2:03.391	129	1.084	1:34.590	129	0.210	1:33.420
23	6.902	1:38.068	23	1.409	2:21.057	23	1.512	2:03.689	23	3.492	1:35.842	23	5.037	1:35.839
66	28.425	1:41.387	66	2.189	2:00.314	66	2.663	2:04.060	66	6.895	1:38.094	66	11.416	1:38.815
61	31.622	1:42.487	61	2.817	1:57.745	61	3.904	2:04.673	61	9.772	1:39.730	61	15.732	1:40.254
70	39.272	1:42.057	70	4.108	1:51.386	70	4.551	2:04.029	70	11.811	1:41.122	70	18.800	1:41.283
29	41.033	1:42.433	29	4.996	1:50.513	29	6.587	2:05.177	29	13.660	1:40.935	29	20.610	1:41.244
9	47.700	1:44.773	9	6.141	1:44.991	9	8.342	2:05.787	9	14.166	1:39.686	9	20.805	1:40.933
7	50.344	1:45.725	7	8.775	1:44.981	7	9.997	2:04.808	7	19.258	1:43.123	7	27.039	1:42.075
51	57.347	1:49.518	51	20.123	1:49.326	51	12.620	1:56.083	51	27.635	1:48.877	51	42.773	1:49.432

Oldies but Goldies
RACE 3 - LAP CHART

Lap 11			Lap 12			Lap 13			Lap 14			Lap 15		
No	Behind	Laptime	No	Behind	Laptime	No	Behind	Laptime	No	Behind	Laptime	No	Behind	Laptime
27		1:33.303	27		1:32.849	27		1:33.648	129		2:57.574 P	129		1:35.043
129	1.579	1:34.672	129	0.201	1:31.471	129	0.715	1:34.162	27	0.490	2:58.779 P	27	0.005	1:34.558
23	7.440	1:35.706	23	11.125	1:36.534	23	13.584	1:36.107	51	1 LAP	3:12.592 P	23	13.730	1:37.006
66	16.862	1:38.749	66	22.966	1:38.953	66	28.182	1:38.864	23	11.767	2:56.472 P	66	33.642	1:40.581
61	22.770	1:40.341	61	29.961	1:40.040	9	1 LAP	3:07.077 P	7	1 LAP	1:45.959	7	1 LAP	1:47.095
70	26.022	1:40.525	29	36.242	1:41.609	70	1 LAP	3:12.060 P	66	28.104	2:58.211 P	51	1 LAP	2:08.916
29	27.482	1:40.175	7	1 LAP	4:00.290 P	61	36.407	1:40.094	61	36.307	2:58.189 P	61	43.102	1:41.838
9	28.040	1:40.538	51	1:24.399	1:55.795	29	41.669	1:39.075	9	44.514	1:35.525	9	45.968	1:36.497
51	1:01.453	1:51.983				7	1 LAP	1:51.374	29	48.291	3:04.911 P	70	51.488	1:36.031
						9	2:07.278	1:38.658	70	50.500	1:36.065	29	54.426	1:41.178
						70	2:12.724	1:41.139						

Oldies but Goldies
RACE 3 - LAP CHART

Lap 16			Lap 17			Lap 18			Lap 19			Lap 20		
No	Behind	Laptime	No	Behind	Laptime	No	Behind	Laptime	No	Behind	Laptime	No	Behind	Laptime
27		1:33.167	129		1:33.922	129		1:33.255	27		1:32.271	27		1:32.840
129	0.310	1:33.482	27	0.389	1:34.621	27	0.412	1:33.278	129	1.272	1:33.955	129	0.463	1:32.031
23	15.546	1:34.988	23	16.926	1:35.612	51	2 LAPS	2:03.323	23	20.566	1:34.763	23	22.906	1:35.180
66	39.665	1:39.195	66	44.537	1:39.104	23	18.486	1:34.815	51	2 LAPS	2:04.020	9	50.357	1:33.928
9	47.409	1:34.613	9	46.795	1:33.618	9	47.813	1:34.273	9	49.269	1:34.139	70	1:01.459	1:34.857
61	50.399	1:40.469	70	55.166	1:35.672	70	57.101	1:35.190	70	59.442	1:35.024	51	2 LAPS	2:02.221
7	1 LAP	1:47.223	61	55.214	1:39.047	61	1:01.668	1:39.709	61	1:08.724	1:39.739	61	1:16.364	1:40.480
70	53.726	1:35.410	7	1 LAP	1:45.944	7	1 LAP	1:44.542	29	1:25.195	1:41.784	29	1:33.177	1:40.822
29	1:00.746	1:39.492	29	1:08.513	1:41.999	29	1:16.094	1:40.836	7	1 LAP	1:44.918			
51	1 LAP	2:00.256												

Oldies but Goldies
RACE 3 - LAP CHART

Lap 21			Lap 22			Lap 23			Lap 24			Lap 25		
No	Behind	Laptime	No	Behind	Laptime	No	Behind	Laptime	No	Behind	Laptime	No	Behind	Laptime
129		1:33.080	129		1:31.584	129		1:33.156	129		1:31.535	129		1:37.658
27	0.299	1:33.842	27	0.435	1:31.720	61	1 LAP	1:40.678	27	1.069	1:31.848	61	1 LAP	1:42.472
7	2 LAPS	1:44.705	7	2 LAPS	1:46.462	27	0.756	1:33.477	61	1 LAP	1:41.237	23	32.660	1:35.088
23	23.932	1:34.569	23	28.077	1:35.729	51	3 LAPS	2:00.507	23	35.230	1:36.080	9	50.665	1:34.420
9	49.654	1:32.840	9	51.608	1:33.538	23	30.685	1:35.764	7	2 LAPS	1:45.926	7	2 LAPS	1:54.979
70	1:03.424	1:35.508	70	1:08.398	1:36.558	7	2 LAPS	1:47.509	9	53.903	1:33.149	70	1:17.586	1:37.985
61	1:24.231	1:41.410				9	52.289	1:33.837	51	3 LAPS	2:02.102	51	3 LAPS	2:02.786
51	2 LAPS	1:59.452				70	1:12.144	1:36.902	70	1:17.259	1:36.650			

Oldies but Goldies
RACE 3 - LAP CHART

Lap 26			Lap 27		
No	Behind	Laptime	No	Behind	Laptime
129		1:35.453	129		1:37.077
61	1 LAP	1:40.688	51	4 LAPS	2:03.206
23	33.443	1:36.236	61	1 LAP	1:40.186
9	49.301	1:34.089	23	32.488	1:36.122
7	2 LAPS	1:46.868	9	47.856	1:35.632
70	1:18.593	1:36.460	70	1:18.523	1:37.007
			7	2 LAPS	1:44.895

Stars of the 70s
RACE 4 - CLASSIFICATION

POS	NO	CL	NAME	ENTRY	LAPS	TIME	GAP	DIFF	MPH	BEST	ON
1	6	TCA	Peter HALLFORD	Chevrolet Camaro	30	46:09.984			76.10	1:22.630	3
2	93	GTA	Harry WYNDHAM	Jaguar E-Type	29	45:05.837	1 lap	1 lap	75.31	1:24.129	17
3	3	GTA	Paul CONWAY	Morgan Plus 8	29	45:56.850	1 lap	51.013	73.91	1:26.524	2
4	69	TCA	THURGOOD/CHAPMAN	Ford Capri 3.0 S	27	45:49.381	3 laps	2 laps	69.00	1:31.053	25
5	36	TCA	Peter MALLETT	Ford Capri 3.0 S	26	43:39.932	4 laps	1 lap	69.73	1:27.367	25
6	25	GTB	HEWES/ADAMS	Alfa Romeo 2000GTV	24	45:55.848	6 laps	2 laps	61.19	1:36.190	4
7	66	GTB	PEARSON/DEVINE	Triumph TR4	19	34:09.962	11 laps	5 laps	65.13	1:28.440	17
NOT CLASSIFIED											
DNC	31	GTB	Ray STEWART	Ferrari 246 GT	0						
FASTEST LAP											
6	TCA	Peter HALLFORD	Chevrolet Camaro	3	1:22.630	85.04 mph	136.86 kph				
93	GTA	Harry WYNDHAM	Jaguar E-Type	17	1:24.129	83.52 mph	134.42 kph				
66	GTB	PEARSON/DEVINE	Triumph TR4	17	1:28.440	79.45 mph	127.87 kph				

Weather / Track : Sunny / Dry
These results are provisional until the conclusion of any judicial and technical matters.

Snetterton
 Circuit Length = 1.9520 miles
 Start: 16:28 End: 17:15

Clerk of Course :		Timekeeper :
-------------------	--	--------------

Touring 70s

RACE 4 - CLASSIFICATION

POS	NO	CL	NAME	ENTRY	LAPS	TIME	GAP	DIFF	MPH	BEST	ON
1	21	2C	Alex ELLIOT	BMW CSL	30	45:01.685			78.03	1:19.931	3
2	4	2C	SHOESMITH/BARROWS	Chevrolet Camaro	30	45:28.217	26.532	26.532	77.27	1:19.818	27
3	33	I	Richard AUSTIN	Ford Capri	12	45:27.587	18 laps	18 laps	30.91	1:18.726	12
NOT CLASSIFIED											
DNF	23	2C	James HANSON	BMW CSL	2	4:34.735	28 laps	10 laps	51.15	1:26.982	2
DNF	26	2D	Kerry MICHAEL	Ford Escort Mk1	0						
DNF	127	2D	Laki CHRISTOFOROU	Ford Escort Mk1 RS1600	0						
FASTEST LAP											
33	I		Richard AUSTIN	Ford Capri	12	1:18.726			89.26 mph	143.65 kph	
4	2C		SHOESMITH/BARROWS	Chevrolet Camaro	27	1:19.818			88.03 mph	141.68 kph	
26	2D		Kerry MICHAEL	Ford Escort Mk1	0				mph	kph	

Weather / Track : Sunny / Dry

These results are provisional until the conclusion of any judicial and technical matters.

Snetterton
Circuit Length = 1.9520 miles
Start: 16:28 End: 17:15

Clerk of Course :		Timekeeper :
-------------------	--	--------------

Stars of the 70s with Touring 70s

RACE 4 - LAP CHART

Lap 1			Lap 2			Lap 3			Lap 4			Lap 5		
No	Behind	Laptime	No	Behind	Laptime	No	Behind	Laptime	No	Behind	Laptime	No	Behind	Laptime
21		1:27.395	21		1:20.011	21		1:19.931	33		1:19.480	21		1:25.335
33	0.772	1:28.167	33	0.452	1:19.691	33	0.670	1:20.149	21	0.944	1:21.094	6	28.357	1:39.143
4	3.267	1:30.662	4	6.603	1:23.347	4	9.592	1:22.920	4	10.912	1:21.470	93	29.390	1:32.709
127	4.350	1:31.745	127	7.811	1:23.472	127	10.560	1:22.680	127	12.032	1:21.622	4	33.620	1:48.987
93	6.208	1:33.603	6	9.619	1:23.409	6	12.318	1:22.630	6	15.493	1:23.325	3	36.870	1:33.026
6	6.221	1:33.616	93	12.395	1:26.198	93	17.481	1:25.017	93	22.960	1:25.629	36	54.571	1:42.540
3	8.466	1:35.861	3	14.979	1:26.524	3	22.527	1:27.479	3	30.123	1:27.746	66	1:05.530	1:40.018
36	9.957	1:37.352	23	17.791	1:26.982	36	29.160	1:29.771	36	38.310	1:29.300			
23	10.820	1:38.215	36	19.320	1:29.374	66	40.557	1:31.922	66	51.791	1:31.384			
66	16.650	1:44.045	66	28.566	1:31.927	69	45.438	1:33.614	69	58.655	1:33.367			
69	17.185	1:44.580	69	31.755	1:34.581	25	1:01.396	1:38.652	25	1:17.436	1:36.190			
25	21.971	1:49.366	25	42.675	1:40.715									

Stars of the 70s with Touring 70s

RACE 4 - LAP CHART

Lap 6			Lap 7			Lap 8			Lap 9			Lap 10		
No	Behind	Laptime	No	Behind	Laptime	No	Behind	Laptime	No	Behind	Laptime	No	Behind	Laptime
21		1:28.583	21		1:59.797	21		1:59.771	21		1:42.101	21		1:26.014
69	1 LAP	2:03.568	69	1 LAP	1:57.054	69	1 LAP	2:00.004	6	1:09.397	1:27.853	69	2 LAPS	3:40.615 P
6	1:11.889	2:12.115	6	1:24.403	2:12.311	25	3 LAPS	6:27.658 P	93	1:10.753	1:28.675	6	1:09.925	1:26.542
93	1:12.831	2:12.024	93	1:25.288	2:12.254	6	1:23.645	1:59.013	127	2 LAPS	1:27.548	93	1:10.990	1:26.251
4	1:14.132	2:09.095	4	1:26.621	2:12.286	93	1:24.179	1:58.662	4	1:12.934	1:30.237	127	2 LAPS	1:26.930
3	1:14.747	2:06.460	3	1:27.939	2:12.989	4	1:24.798	1:57.948	3	1:14.901	1:31.968	4	1:13.837	1:26.917
36	1:15.882	1:49.894	36	1:28.850	2:12.765	3	1:25.034	1:56.866	36	1:16.606	1:32.931	3	1:17.811	1:28.924
66	1:20.670	1:43.723	66	1:29.708	2:08.835	66	1:25.474	1:55.537	66	1:18.821	1:35.448			
			127	2 LAPS	6:13.375	36	1:25.776	1:56.697	25	3 LAPS	2:12.496			
						127	2 LAPS	1:55.282						

Stars of the 70s with Touring 70s

RACE 4 - LAP CHART

Lap 11			Lap 12			Lap 13			Lap 14			Lap 15		
No	Behind	Laptime	No	Behind	Laptime	No	Behind	Laptime	No	Behind	Laptime	No	Behind	Laptime
21		1:25.418	21		1:24.325	6		1:24.745	6		1:23.019	21		1:23.921
66	1 LAP	1:33.277	66	1 LAP	1:32.640	93	2.866	1:25.572	4	4.857	1:24.685	3	13.703	1:27.611
25	4 LAPS	1:50.814	25	4 LAPS	1:45.414	4	3.191	1:24.754	93	6.498	1:26.651	25	4 LAPS	1:40.044
69	2 LAPS	1:42.901	69	2 LAPS	1:39.333	21	11.321	2:46.672 P	25	4 LAPS	1:44.554	36	1 LAP	1:29.547
6	1:09.657	1:25.150	127	2 LAPS	1:23.228	69	2 LAPS	1:39.207	21	15.133	1:26.831	69	2 LAPS	1:34.586
127	2 LAPS	1:23.736	6	1:10.606	1:25.274	3	20.093	1:28.602	3	25.146	1:28.072	66	1 LAP	1:34.474
93	1:10.994	1:25.422	93	1:12.645	1:25.976	36	1 LAP	1:29.067	69	2 LAPS	1:36.451	4	1:10.307	2:44.504 P
4	1:13.510	1:25.091	4	1:13.788	1:24.603	127	1 LAP	1:23.023	36	1 LAP	1:29.059	93	1:14.917	2:47.473 P
36	1 LAP	2:55.505 P	3	1:26.842	1:29.388				66	1 LAP	2:55.587 P	127	2 LAPS	2:56.838 P
3	1:21.779	1:29.386	36	1 LAP	1:32.708							6	1:16.459	2:55.513 P
			66	1:40.317	1:31.336									
			25	3 LAPS	1:45.300									
			127	1 LAP	1:23.291									

Stars of the 70s with Touring 70s

RACE 4 - LAP CHART

Lap 16			Lap 17			Lap 18			Lap 19			Lap 20		
No	Behind	Laptime	No	Behind	Laptime	No	Behind	Laptime	No	Behind	Laptime	No	Behind	Laptime
21		1:24.317	21		1:23.521	21		1:23.010	21		1:23.191	21		1:22.458
3	16.409	1:27.023	36	1 LAP	1:28.515	3	1 LAP	2:50.470 P	3	1 LAP	1:29.426	93	1 LAP	1:25.315
36	1 LAP	1:29.138	69	2 LAPS	1:33.761	36	1 LAP	1:28.553	36	1 LAP	1:28.576	3	1 LAP	1:26.963
25	4 LAPS	1:40.828	66	1 LAP	1:29.453	66	1 LAP	1:28.440	66	1 LAP	1:28.872	36	1 LAP	1:28.265
69	2 LAPS	1:33.797	25	4 LAPS	1:40.721	69	2 LAPS	1:32.068	69	2 LAPS	1:31.544	66	1 LAP	1:29.171
66	1 LAP	1:29.640	4	1:09.945	1:22.892	25	4 LAPS	1:39.383	4	1:07.495	1:21.834	4	1:06.311	1:21.274
4	1:10.574	1:24.584	127	2 LAPS	1:22.051	4	1:08.852	1:21.917	127	2 LAPS	1:22.256	69	2 LAPS	1:32.251
127	2 LAPS	1:25.329	6	1:17.623	1:22.825	127	2 LAPS	1:21.531	6	1:17.304	1:22.767	127	2 LAPS	1:21.858
6	1:18.319	1:26.177	93	1:19.978	1:24.129	6	1:17.728	1:23.115	25	4 LAPS	1:39.737	6	1:17.770	1:22.924
93	1:19.370	1:28.770				93	1:22.141	1:25.173						

Stars of the 70s with Touring 70s

RACE 4 - LAP CHART

Lap 21			Lap 22			Lap 23			Lap 24			Lap 25		
No	Behind	Laptime	No	Behind	Laptime	No	Behind	Laptime	No	Behind	Laptime	No	Behind	Laptime
21		1:23.984	21		1:24.539	21		1:23.157	21		1:24.261	21		1:24.957
93	1 LAP	1:25.138	93	1 LAP	1:25.698	69	3 LAPS	1:32.050	93	1 LAP	1:25.536	93	1 LAP	1:24.727
25	5 LAPS	1:40.813	25	5 LAPS	1:40.521	93	1 LAP	1:24.518	69	3 LAPS	1:31.621	69	3 LAPS	1:31.571
3	1 LAP	1:27.156	3	1 LAP	1:27.106	3	1 LAP	1:27.129	3	1 LAP	1:27.798	3	1 LAP	1:27.723
36	1 LAP	1:28.863	36	1 LAP	1:28.261	33	18 LAPS	1:40.337	4	55.130	1:21.273	4	51.315	1:21.142
4	1:03.969	1:21.642	4	59.800	1:20.370	25	5 LAPS	1:41.312	33	18 LAPS	1:33.943	33	18 LAPS	1:23.056
127	2 LAPS	1:22.900	127	2 LAPS	1:22.476	4	58.118	1:21.475	36	1 LAP	1:27.827	127	2 LAPS	1:22.315
6	1:17.171	1:23.385	6	1:15.747	1:23.115	36	1 LAP	1:29.766	25	5 LAPS	1:42.033	36	1 LAP	1:28.222
69	2 LAPS	1:33.919				127	2 LAPS	1:22.607	127	2 LAPS	1:23.068	6	1:15.743	1:24.938
						6	1:16.483	1:23.893	6	1:15.762	1:23.540	25	5 LAPS	1:41.085

Stars of the 70s with Touring 70s

RACE 4 - LAP CHART

Lap 26			Lap 27			Lap 28			Lap 29			Lap 30		
No	Behind	Laptime	No	Behind	Laptime	No	Behind	Laptime	No	Behind	Laptime	No	Behind	Laptime
21		1:26.038	21		1:25.642	21		1:25.203	21		1:24.829	21		1:25.379
93	1 LAP	1:24.832	93	1 LAP	1:24.964	93	1 LAP	1:24.569	93	1 LAP	1:24.671	93	1 LAP	1:25.681
69	3 LAPS	1:31.364	25	6 LAPS	1:39.784	25	6 LAPS	1:38.086	4	30.725	1:21.218	33	18 LAPS	1:18.726
4	45.173	1:19.896	69	3 LAPS	1:31.355	4	34.336	1:20.190	33	18 LAPS	1:19.195	4	26.532	1:21.186
3	1 LAP	1:26.730	4	39.349	1:19.818	69	3 LAPS	1:31.053	25	6 LAPS	1:41.407	69	3 LAPS	1:31.693
33	18 LAPS	1:21.466	33	18 LAPS	1:21.482	33	18 LAPS	1:18.835	69	3 LAPS	1:31.473	127	2 LAPS	1:22.242
127	2 LAPS	1:22.428	3	1 LAP	1:27.609	3	1 LAP	1:26.936	127	2 LAPS	1:22.069	25	6 LAPS	1:38.935
36	1 LAP	1:27.367	127	2 LAPS	1:22.047	127	2 LAPS	1:22.384	3	1 LAP	1:27.082	3	1 LAP	1:26.797
6	1:13.004	1:23.299	6	1:10.281	1:22.919	6	1:08.240	1:23.162	6	1:07.159	1:23.748	6	1:08.299	1:26.519
			36	1 LAP	1:27.722									

March Hare All Comers Trophy

RACE 5 - CLASSIFICATION

POS	NO	CL	NAME	ENTRY	LAPS	TIME	GAP	DIFF	MPH	BEST	ON
1	33	I	Rob AUSTIN	Ford Capri	15	20:15.924			86.68	1:17.620	15
2	72	CC	Jamie BOOT	TVR Griffith	15	20:48.422	32.498	32.498	84.43	1:21.782	11
3	8	I	Jeremy KNIGHT	Jaguar Revival D-Type	15	21:15.055	59.131	26.633	82.66	1:23.188	14
4	47	A	Chris SCRAGG	Jaguar E-Type	15	21:34.560	1:18.636	19.505	81.42	1:24.021	15
5	14	CC	Tony GASTON	TVR Grantura	14	20:53.230	1 lap	1 lap	78.50	1:27.660	12
6	96	TH	Dave DEVINE	Ford Lotus Cortina Mk1	14	21:13.140	1 lap	19.910	77.27	1:27.976	12
7	69	ST	Bruce CHAPMAN	Ford Capri 3.0S	14	21:16.212	1 lap	3.072	77.08	1:28.846	12
8	67	TH	Rupert IVEY	Austin Mini Cooper S	14	21:17.234	1 lap	1.022	77.02	1:28.859	12
9	66	CC	Michael PEARSON	Triumph TR4	14	21:32.365	1 lap	15.131	76.12	1:29.747	11
10	88	CC	Gordon McCULLOCH	Alfa Romeo Guilina TZ1	13	21:16.767	2 laps	1 lap	71.54	1:34.862	9
11	62	TH	Jon SANDILANDS	Hillman Hartwell Imp	13	21:55.443	2 laps	38.676	69.44	1:38.658	12
12	63	TH	Ian SWIFT	Hillman Frazer Imp	13	21:55.742	2 laps	0.299	69.43	1:38.746	11
13	81	TH	Paul POCHIOL	Ford Lotus Cortina Mk1	12	20:41.219	3 laps	1 lap	67.93	1:40.177	10

NOT CLASSIFIED

DNF	43	CC	Harvey WOODS	Austin Healey Frogeye	0						
-----	----	----	---------------------	-----------------------	---	--	--	--	--	--	--

FASTEST LAP

33	I	Rob AUSTIN	Ford Capri	15	1:17.620	90.53 mph	145.69 kph
72	CC	Jamie BOOT	TVR Griffith	11	1:21.782	85.92 mph	138.28 kph
47	A	Chris SCRAGG	Jaguar E-Type	15	1:24.021	83.63 mph	134.59 kph
96	TH	Dave DEVINE	Ford Lotus Cortina Mk1	12	1:27.976	79.87 mph	128.54 kph
69	ST	Bruce CHAPMAN	Ford Capri 3.0S	12	1:28.846	79.09 mph	127.28 kph

Weather / Track : Sunny / Dry

These results are provisional until the conclusion of any judicial and technical matters.

Snetterton
Circuit Length = 1.9520 miles
Start: 17:26 End: 17:48

Clerk of Course :		Timekeeper :	
-------------------	--	--------------	--

**March Hare All Comers Trophy
RACE 5 - LAP CHART**

Lap 1			Lap 2			Lap 3			Lap 4			Lap 5		
No	Behind	Laptime	No	Behind	Laptime	No	Behind	Laptime	No	Behind	Laptime	No	Behind	Laptime
33		1:26.556	33		1:25.966	72		1:22.501	33		1:20.243	33		1:17.827
8	3.926	1:30.482	8	2.219	1:24.259	33	0.314	1:25.852	72	1.999	1:22.556	62	1 LAP	1:40.971
72	4.733	1:31.289	72	3.037	1:24.270	8	1.787	1:25.106	8	4.987	1:23.757	72	6.426	1:22.254
47	7.288	1:33.844	47	7.092	1:25.770	47	8.101	1:26.547	47	13.435	1:25.891	81	1 LAP	1:41.078
14	11.859	1:38.415	14	15.470	1:29.577	14	19.055	1:29.123	14	28.473	1:29.975	8	11.576	1:24.416
67	15.019	1:41.575	67	18.871	1:29.818	67	24.424	1:31.091	67	34.810	1:30.943	47	22.286	1:26.678
69	17.022	1:43.578	69	23.137	1:32.081	69	27.840	1:30.241	69	37.080	1:29.797	14	39.495	1:28.849
66	20.876	1:47.432	66	29.917	1:35.007	66	37.744	1:33.365	66	48.755	1:31.568	67	47.522	1:30.539
88	25.931	1:52.487	96	32.647	1:31.188	96	38.118	1:31.009	96	49.062	1:31.501	69	48.343	1:29.090
96	27.425	1:53.981	88	40.412	1:40.447	88	53.626	1:38.752	88	1:09.549	1:36.480	96	1:01.559	1:30.324
62	27.843	1:54.399	63	42.266	1:40.361	63	56.276	1:39.548	63	1:16.207	1:40.488	66	1:02.318	1:31.390
63	27.871	1:54.427	62	43.447	1:41.570	62	57.731	1:39.822						
81	31.423	1:57.979	81	49.051	1:43.594	81	1:06.810	1:43.297						

**March Hare All Comers Trophy
RACE 5 - LAP CHART**

Lap 6			Lap 7			Lap 8			Lap 9			Lap 10		
No	Behind	Laptime	No	Behind	Laptime	No	Behind	Laptime	No	Behind	Laptime	No	Behind	Laptime
33		1:21.761	33		1:20.485	33		1:20.580	33		1:19.013	33		1:20.319
88	1 LAP	1:37.028	72	9.445	1:22.770	66	1 LAP	1:31.029	96	1 LAP	1:28.082	69	1 LAP	1:30.266
72	7.160	1:22.495	8	21.213	1:24.933	72	10.731	1:21.866	66	1 LAP	1:30.803	67	1 LAP	1:30.723
8	16.765	1:26.950	88	1 LAP	1:35.482	8	25.303	1:24.670	72	13.673	1:21.955	96	1 LAP	1:28.764
63	1 LAP	1:40.731	47	33.263	1:26.529	88	1 LAP	1:34.879	8	30.659	1:24.369	72	16.706	1:23.352
62	1 LAP	1:40.190	63	1 LAP	1:40.855	47	38.002	1:25.319	47	45.971	1:26.982	81	2 LAPS	1:43.458
47	27.219	1:26.694	62	1 LAP	1:39.877	63	1 LAP	1:39.942	88	1 LAP	1:37.993	66	1 LAP	1:30.964
81	1 LAP	1:43.547	81	1 LAP	1:41.930	62	1 LAP	1:40.253	14	1:12.598	1:28.313	8	34.568	1:24.228
14	46.077	1:28.343	14	53.930	1:28.338	14	1:03.298	1:29.948	62	1 LAP	1:40.240	47	51.144	1:25.492
69	55.441	1:28.859	69	1:04.460	1:29.504	81	1 LAP	1:43.333	63	1 LAP	1:41.413	88	1 LAP	1:34.862
67	56.389	1:30.628	67	1:09.039	1:33.135	69	1:15.497	1:31.617						
96	1:08.009	1:28.211	96	1:15.865	1:28.341	67	1:18.746	1:30.287						
66	1:10.378	1:29.821												

March Hare All Comers Trophy
RACE 5 - LAP CHART

Lap 11			Lap 12			Lap 13			Lap 14			Lap 15		
No	Behind	Laptime	No	Behind	Laptime	No	Behind	Laptime	No	Behind	Laptime	No	Behind	Laptime
33		1:19.927	33		1:19.911	33		1:20.136	33		1:19.728	33		1:17.620
14	1 LAP	1:28.489	88	2 LAPS	1:35.416	14	1 LAP	1:27.660	81	3 LAPS	1:40.893	81	3 LAPS	1:41.257
69	1 LAP	1:30.893	14	1 LAP	1:28.135	88	2 LAPS	1:37.262	14	1 LAP	1:29.509	72	32.498	1:22.765
62	2 LAPS	1:39.367	72	21.674	1:23.024	72	24.236	1:22.698	72	27.353	1:22.845	14	1 LAP	1:28.556
72	18.561	1:21.782	69	1 LAP	1:30.859	69	1 LAP	1:28.846	88	2 LAPS	1:36.193	96	1 LAP	1:28.326
63	2 LAPS	1:40.543	96	1 LAP	1:28.522	96	1 LAP	1:27.976	69	1 LAP	1:28.954	8	59.131	1:24.736
67	1 LAP	1:29.640	67	1 LAP	1:30.744	67	1 LAP	1:28.859	96	1 LAP	1:28.895	69	1 LAP	1:31.627
96	1 LAP	1:28.020	62	2 LAPS	1:40.705	8	48.555	1:25.217	67	1 LAP	1:29.013	88	2 LAPS	1:39.486
66	1 LAP	1:30.221	63	2 LAPS	1:39.695	66	1 LAP	1:30.231	8	52.015	1:23.188	67	1 LAP	1:30.239
8	39.491	1:24.850	66	1 LAP	1:29.747	62	2 LAPS	1:38.679	66	1 LAP	1:29.950	66	1 LAP	1:30.837
81	2 LAPS	1:40.676	8	43.474	1:23.894	63	2 LAPS	1:38.746	47	1:12.235	1:25.795	47	1:18.636	1:24.021
47	56.353	1:25.136	81	2 LAPS	1:40.177	47	1:06.168	1:25.024	62	2 LAPS	1:38.658	62	2 LAPS	1:40.712
			47	1:01.280	1:24.838				63	2 LAPS	1:38.752	63	2 LAPS	1:40.241