



# TOP HAT RACEDAY

**Snetterton**

**18th April 2010**



**Results Provided by Timing Solutions Ltd**  
[www.tsl-timing.com](http://www.tsl-timing.com)

# Top Hat - V8s and Europeans

## QUALIFYING - RACE 1 - CLASSIFICATION

POS	NO	CL	NAME	ENTRY	TIME	ON	LAPS	GAP	DIFF	MPH
1	93	THA	Harry WYNDHAM	Ford Falcon	1:25.060	5	17			82.61
2	39	THA	WHALE/HARDING	Ford Falcon	1:25.422	5	8	0.362	0.362	82.26
3	51	THA	Mike WRIGLEY	Ford Mustang	1:26.785	12	13	1.725	1.363	80.97
4	6	THHS	MANN/YOUNG - Transponder n/w	Ford Lotus Cortina Mk 1	1:27.743	15	15	2.683	0.958	80.08
5	74	THA	Alan COLLETT	Iso Rivolta GT	1:28.248	11	12	3.188	0.505	79.62
6	68	THA	SHUCKBURGH/LINDSAY	Ford Falcon	1:28.437	4	16	3.377	0.189	79.45
7	116	THHS	MCINERNEY/MCINERNEY	BMW 1800TI	1:29.407	12	14	4.347	0.970	78.59
8	96	THHS	PEARSON/DEVINE	Ford Lotus Cortina Mk 1	1:29.744	5	14	4.684	0.337	78.30
9	33	THA	ATKINSON/GIBBON	Ford Falcon	1:30.060	6	15	5.000	0.316	78.02
10	17	THD	TWYMAN/TWYMAN	Mini Cooper S	1:30.194	13	13	5.134	0.134	77.91
11	35	THA	CLAYSON/GIORDANELLI	Ford Falcon Sprint	1:30.261	4	14	5.201	0.067	77.85
12	119	THHS	Richard POSTINS	BMW 1800TI	1:30.371	13	13	5.311	0.110	77.75
13	58	THD	EARNSHAW/EARNSHAW	Austin Mini Cooper S	1:30.432	14	15	5.372	0.061	77.70
14	82	THHS	Paul POCHCIOL	Ford Lotus Cortina Mk 1	1:31.104	13	14	6.044	0.672	77.13
15	9	THD	Christian DEVEREUX	Mini Cooper	1:31.828	5	6	6.768	0.724	76.52
16	26	THD	Ron MAYDON	Austin Mini Cooper S	1:32.971	9	9	7.911	1.143	75.58
17	12	THHS	Richard FRANKEL	Alfa Romeo GTA	1:33.326	12	12	8.266	0.355	75.29
18	18	THD	Max ROSTRON	Ford Anglia Superspeed	1:42.215	8	8	17.155	8.889	68.74
19	63	THE	Ian SWIFT	Hillman Imp	1:43.004	7	7	17.944	0.789	68.22
20	99	THE	Mike DOWSETT	Hillman Imp	1:44.061	6	8	19.001	1.057	67.52
21	62	THE	Jon SANDILANDS	Hillman Imp	1:49.118	5	9	24.058	5.057	64.39

Car 6 - Transponder not working, please fix before race.

Snetterton

Weather / Track : Sunny / Dry

Circuit Length = 1.9520 miles

These results are provisional until the conclusion of any judicial and technical matters.

Start: 09:00 End: 09:27

Clerk of Course :		Timekeeper :
-------------------	--	--------------

# Top Hat - V8s and Europeans

## QUALIFYING - RACE 1 - LAP ANALYSIS

<b>6</b>	<b>MANN/YOUNG</b>		THHS Ford Lotus Cortina Mk 1				
1 -	1:31.549	+ 3.806	9:03:21.764	9 -	2:58.839 P	+ 1:31.096	9:16:56.048
2 -	1:33.250	+ 5.507	9:04:55.014	10 -	1:32.022	+ 4.279	9:18:28.070
3 -	1:30.901	+ 3.158	9:06:25.915	11 -	1:28.223	+ 0.480	9:19:56.293
4 -	1:29.711	+ 1.968	9:07:55.626	12 -	1:28.650	+ 0.907	9:21:24.943
5 -	1:31.454	+ 3.711	9:09:27.080	13 -	1:28.160	+ 0.417	9:22:53.103
6 -	1:30.658	+ 2.915	9:10:57.738	14 -	1:27.763	+ 0.020	9:24:20.866
7 -	1:30.066	+ 2.323	9:12:27.804	15 -	<b>1:27.743</b>		<b>9:25:48.609</b>
8 -	1:29.405	+ 1.662	9:13:57.209				
<b>9</b>	<b>Christian DEVEREUX</b>		THD Mini Cooper				
1 -	1:57.435	+ 25.607	9:04:04.936	4 -	1:32.648	+ 0.820	9:08:48.786
2 -	1:36.723	+ 4.895	9:05:41.659	5 -	<b>1:31.828</b>		<b>9:10:20.614</b>
3 -	1:34.479	+ 2.651	9:07:16.138	6 -	1:32.135	+ 0.307	9:11:52.749
<b>12</b>	<b>Richard FRANKEL</b>		THHS Alfa Romeo GTA				
1 -	1:49.277	+ 15.951	9:04:46.135	7 -	1:35.144	+ 1.818	9:14:19.269
2 -	1:40.174	+ 6.848	9:06:26.309	8 -	1:33.391	+ 0.065	9:15:52.660
3 -	1:35.376	+ 2.050	9:08:01.685	9 -	1:34.113	+ 0.787	9:17:26.773
4 -	1:34.523	+ 1.197	9:09:36.208	10 -	3:03.906 P	+ 1:30.580	9:20:30.679
5 -	1:33.792	+ 0.466	9:11:10.000	11 -	1:37.154	+ 3.828	9:22:07.833
6 -	1:34.125	+ 0.799	9:12:44.125	12 -	<b>1:33.326</b>		<b>9:23:41.159</b>
<b>17</b>	<b>TWYMAN/TWYMAN</b>		THD Mini Cooper S				
1 -	1:54.082	+ 23.888	9:02:35.658	8 -	3:57.500 P	+ 2:27.306	9:16:39.606
2 -	1:45.331	+ 15.137	9:04:20.989	9 -	1:42.801	+ 12.607	9:18:22.407
3 -	1:39.112	+ 8.918	9:06:00.101	10 -	1:31.813	+ 1.619	9:19:54.220
4 -	1:40.463	+ 10.269	9:07:40.564	11 -	1:31.056	+ 0.862	9:21:25.276
5 -	1:40.005	+ 9.811	9:09:20.569	12 -	1:37.826	+ 7.632	9:23:03.102
6 -	1:42.766	+ 12.572	9:11:03.335	13 -	<b>1:30.194</b>		<b>9:24:33.296</b>
7 -	1:38.771	+ 8.577	9:12:42.106				
<b>18</b>	<b>Max ROSTRON</b>		THD Ford Anglia Superspeed				
1 -	1:55.761	+ 13.546	9:02:17.895	5 -	1:42.993	+ 0.778	9:09:14.131
2 -	1:47.313	+ 5.098	9:04:05.208	6 -	1:43.310	+ 1.095	9:10:57.441
3 -	1:43.480	+ 1.265	9:05:48.688	7 -	1:43.346	+ 1.131	9:12:40.787
4 -	1:42.450	+ 0.235	9:07:31.138	8 -	<b>1:42.215</b>		<b>9:14:23.002</b>
<b>26</b>	<b>Ron MAYDON</b>		THD Austin Mini Cooper S				
1 -	2:05.201	+ 32.230	9:02:35.287	6 -	1:34.853	+ 1.882	9:10:45.219
2 -	1:46.207	+ 13.236	9:04:21.494	7 -	1:33.780	+ 0.809	9:12:18.999
3 -	1:38.605	+ 5.634	9:06:00.099	8 -	1:33.541	+ 0.570	9:13:52.540
4 -	1:35.549	+ 2.578	9:07:35.648	9 -	<b>1:32.971</b>		<b>9:15:25.511</b>
5 -	1:34.718	+ 1.747	9:09:10.366				
<b>33</b>	<b>ATKINSON/GIBBON</b>		THA Ford Falcon				
1 -	1:49.861	+ 19.801	9:02:24.736	9 -	1:39.677	+ 9.617	9:16:46.013
2 -	1:35.053	+ 4.993	9:03:59.789	10 -	1:40.085	+ 10.025	9:18:26.098
3 -	1:32.239	+ 2.179	9:05:32.028	11 -	1:37.616	+ 7.556	9:20:03.714
4 -	1:30.249	+ 0.189	9:07:02.277	12 -	1:35.409	+ 5.349	9:21:39.123
5 -	1:31.036	+ 0.976	9:08:33.313	13 -	1:35.425	+ 5.365	9:23:14.548
6 -	<b>1:30.060</b>		<b>9:10:03.373</b>	14 -	1:36.256	+ 6.196	9:24:50.804
7 -	3:11.421 P	+ 1:41.361	9:13:14.794	15 -	1:35.734	+ 5.674	9:26:26.538
8 -	1:51.542	+ 21.482	9:15:06.336				
<b>35</b>	<b>CLAYSON/GIORDANELLI</b>		THA Ford Falcon Sprint				
1 -	1:42.454	+ 12.193	9:02:06.414	8 -	1:36.591	+ 6.330	9:16:43.155
2 -	1:32.143	+ 1.882	9:03:38.557	9 -	1:34.723	+ 4.462	9:18:17.878
3 -	1:33.692	+ 3.431	9:05:12.249	10 -	1:33.750	+ 3.489	9:19:51.628
4 -	<b>1:30.261</b>		<b>9:06:42.510</b>	11 -	1:32.902	+ 2.641	9:21:24.530
5 -	1:30.707	+ 0.446	9:08:13.217	12 -	1:34.614	+ 4.353	9:22:59.144
6 -	5:15.672	+ 3:45.411	9:13:28.889	13 -	1:33.578	+ 3.317	9:24:32.722

Car 6 - Transponder not working, please fix before race.

Weather / Track : Sunny / Dry

Snetterton  
Circuit Length = 1.9520 miles  
Start: 09:00 End: 09:27

# Top Hat - V8s and Europeans

## QUALIFYING - RACE 1 - LAP ANALYSIS

7 -	1:37.675	+ 7.414	9:15:06.564	14 -	1:36.890	+ 6.629	9:26:09.612
<b>39</b>	<b>WHALE/HARDING</b>		THA Ford Falcon				
1 -	1:39.738	+ 14.316	9:01:58.089	5 -	<b>1:25.422</b>		<b>9:07:46.649</b>
2 -	1:28.741	+ 3.319	9:03:26.830	6 -	3:15.547 P	+ 1:50.125	9:11:02.196
3 -	1:27.819	+ 2.397	9:04:54.649	7 -	1:54.099	+ 28.677	9:12:56.295
4 -	1:26.578	+ 1.156	9:06:21.227	8 -	1:56.166	+ 30.744	9:14:52.461
<b>51</b>	<b>Mike WRIGLEY</b>		THA Ford Mustang				
1 -	1:46.767	+ 19.982	9:04:49.286	8 -	1:28.548	+ 1.763	9:15:23.066
2 -	1:37.703	+ 10.918	9:06:26.989	9 -	1:27.357	+ 0.572	9:16:50.423
3 -	1:31.414	+ 4.629	9:07:58.403	10 -	1:29.792	+ 3.007	9:18:20.215
4 -	1:30.816	+ 4.031	9:09:29.219	11 -	1:27.691	+ 0.906	9:19:47.906
5 -	1:29.493	+ 2.708	9:10:58.712	12 -	<b>1:26.785</b>		<b>9:21:14.691</b>
6 -	1:28.042	+ 1.257	9:12:26.754	13 -	1:27.815	+ 1.030	9:22:42.506
7 -	1:27.764	+ 0.979	9:13:54.518				
<b>58</b>	<b>EARNSHAW/EARNSHAW</b>		THD Austin Mini Cooper S				
1 -	1:51.051	+ 20.619	9:02:17.978	9 -	1:33.968	+ 3.536	9:16:58.076
2 -	1:37.299	+ 6.867	9:03:55.277	10 -	1:33.297	+ 2.865	9:18:31.373
3 -	1:37.901	+ 7.469	9:05:33.178	11 -	1:33.814	+ 3.382	9:20:05.187
4 -	1:34.835	+ 4.403	9:07:08.013	12 -	1:37.241	+ 6.809	9:21:42.428
5 -	3:28.483 P	+ 1:58.051	9:10:36.496	13 -	1:32.750	+ 2.318	9:23:15.178
6 -	1:39.111	+ 8.679	9:12:15.607	14 -	<b>1:30.432</b>		<b>9:24:45.610</b>
7 -	1:33.935	+ 3.503	9:13:49.542	15 -	1:31.534	+ 1.102	9:26:17.144
8 -	1:34.566	+ 4.134	9:15:24.108				
<b>62</b>	<b>Jon SANDILANDS</b>		THE Hillman Imp				
1 -	2:02.955	+ 13.837	9:09:41.272	6 -	3:26.126 P	+ 1:37.008	9:20:34.364
2 -	1:54.325	+ 5.207	9:11:35.597	7 -	1:52.027	+ 2.909	9:22:26.391
3 -	1:52.061	+ 2.943	9:13:27.658	8 -	1:49.920	+ 0.802	9:24:16.311
4 -	1:51.462	+ 2.344	9:15:19.120	9 -	1:49.503	+ 0.385	9:26:05.814
5 -	<b>1:49.118</b>		<b>9:17:08.238</b>				
<b>63</b>	<b>Ian SWIFT</b>		THE Hillman Imp				
1 -	2:05.965	+ 22.961	9:11:16.665	5 -	1:51.611	+ 8.607	9:18:36.876
2 -	1:53.764	+ 10.760	9:13:10.429	6 -	1:44.984	+ 1.980	9:20:21.860
3 -	1:48.167	+ 5.163	9:14:58.596	7 -	<b>1:43.004</b>		<b>9:22:04.864</b>
4 -	1:46.669	+ 3.665	9:16:45.265				
<b>68</b>	<b>SHUCKBURGH/LINDSAY</b>		THA Ford Falcon				
1 -	1:41.848	+ 13.411	9:01:55.949	9 -	1:37.911	+ 9.474	9:15:18.806
2 -	1:33.912	+ 5.475	9:03:29.861	10 -	1:30.944	+ 2.507	9:16:49.750
3 -	1:28.991	+ 0.554	9:04:58.852	11 -	1:36.189	+ 7.752	9:18:25.939
4 -	<b>1:28.437</b>		<b>9:06:27.289</b>	12 -	1:29.714	+ 1.277	9:19:55.653
5 -	1:29.298	+ 0.861	9:07:56.587	13 -	1:30.618	+ 2.181	9:21:26.271
6 -	1:29.343	+ 0.906	9:09:25.930	14 -	1:30.409	+ 1.972	9:22:56.680
7 -	1:28.882	+ 0.445	9:10:54.812	15 -	1:29.476	+ 1.039	9:24:26.156
8 -	2:46.083 P	+ 1:17.646	9:13:40.895	16 -	1:29.985	+ 1.548	9:25:56.141
<b>74</b>	<b>Alan COLLETT</b>		THA Iso Rivolta GT				
1 -	1:53.213	+ 24.965	9:02:32.915	7 -	1:29.466	+ 1.218	9:11:47.942
2 -	1:36.807	+ 8.559	9:04:09.722	8 -	1:30.973	+ 2.725	9:13:18.915
3 -	1:34.306	+ 6.058	9:05:44.028	9 -	1:31.763	+ 3.515	9:14:50.678
4 -	1:32.871	+ 4.623	9:07:16.899	10 -	1:30.070	+ 1.822	9:16:20.748
5 -	1:31.000	+ 2.752	9:08:47.899	11 -	<b>1:28.248</b>		<b>9:17:48.996</b>
6 -	1:30.577	+ 2.329	9:10:18.476	12 -	1:28.631	+ 0.383	9:19:17.627
<b>82</b>	<b>Paul POCHCIOL</b>		THHS Ford Lotus Cortina Mk 1				
1 -	1:51.523	+ 20.419	9:03:40.370	8 -	1:32.510	+ 1.406	9:16:18.800
2 -	1:38.918	+ 7.814	9:05:19.288	9 -	1:32.196	+ 1.092	9:17:50.996
3 -	1:38.608	+ 7.504	9:06:57.896	10 -	1:31.673	+ 0.569	9:19:22.669
4 -	2:28.975 P	+ 57.871	9:09:26.871	11 -	1:32.073	+ 0.969	9:20:54.742

Car 6 - Transponder not working, please fix before race.

Weather / Track : Sunny / Dry

Snetterton  
Circuit Length = 1.9520 miles  
Start: 09:00 End: 09:27

# Top Hat - V8s and Europeans

## QUALIFYING - RACE 1 - LAP ANALYSIS

5 -	1:52.979	+ 21.875	9:11:19.850	12 -	1:31.489	+ 0.385	9:22:26.231
6 -	1:50.354	+ 19.250	9:13:10.204	13 -	<b>1:31.104</b>		<b>9:23:57.335</b>
7 -	1:36.086	+ 4.982	9:14:46.290	14 -	1:31.700	+ 0.596	9:25:29.035
<b>93</b>	<b>Harry WYNDHAM</b> THA Ford Falcon						
1 -	1:39.209	+ 14.149	9:01:59.068	10 -	1:27.411	+ 2.351	9:15:04.106
2 -	1:29.487	+ 4.427	9:03:28.555	11 -	1:27.275	+ 2.215	9:16:31.381
3 -	1:26.571	+ 1.511	9:04:55.126	12 -	1:25.565	+ 0.505	9:17:56.946
4 -	1:27.153	+ 2.093	9:06:22.279	13 -	1:28.052	+ 2.992	9:19:24.998
5 -	<b>1:25.060</b>		<b>9:07:47.339</b>	14 -	2:35.810 P	+ 1:10.750	9:22:00.808
6 -	1:25.870	+ 0.810	9:09:13.209	15 -	1:30.696	+ 5.636	9:23:31.504
7 -	1:30.528	+ 5.468	9:10:43.737	16 -	1:25.148	+ 0.088	9:24:56.652
8 -	1:26.349	+ 1.289	9:12:10.086	17 -	1:27.177	+ 2.117	9:26:23.829
9 -	1:26.609	+ 1.549	9:13:36.695				
<b>96</b>	<b>PEARSON/DEVINE</b> THHS Ford Lotus Cortina Mk 1						
1 -	1:51.198	+ 21.454	9:02:21.962	8 -	1:33.620	+ 3.876	9:16:12.837
2 -	1:37.389	+ 7.645	9:03:59.351	9 -	1:32.689	+ 2.945	9:17:45.526
3 -	1:34.737	+ 4.993	9:05:34.088	10 -	1:31.469	+ 1.725	9:19:16.995
4 -	1:30.470	+ 0.726	9:07:04.558	11 -	1:31.347	+ 1.603	9:20:48.342
5 -	<b>1:29.744</b>		<b>9:08:34.302</b>	12 -	1:31.797	+ 2.053	9:22:20.139
6 -	4:14.319 P	+ 2:44.575	9:12:48.621	13 -	1:31.755	+ 2.011	9:23:51.894
7 -	1:50.596	+ 20.852	9:14:39.217	14 -	1:31.454	+ 1.710	9:25:23.348
<b>99</b>	<b>Mike DOWSETT</b> THE Hillman Imp						
1 -	2:12.725	+ 28.664	9:02:25.560	5 -	1:47.771	+ 3.710	9:09:41.015
2 -	1:53.452	+ 9.391	9:04:19.012	6 -	<b>1:44.061</b>		<b>9:11:25.076</b>
3 -	1:46.631	+ 2.570	9:06:05.643	7 -	1:45.515	+ 1.454	9:13:10.591
4 -	1:47.601	+ 3.540	9:07:53.244	8 -	1:45.119	+ 1.058	9:14:55.710
<b>116</b>	<b>MCINERNEY/MCINERNEY</b> THHS BMW 1800TI						
1 -	1:42.345	+ 12.938	9:04:19.054	8 -	2:54.545 P	+ 1:25.138	9:16:46.066
2 -	1:38.000	+ 8.593	9:05:57.054	9 -	1:42.259	+ 12.852	9:18:28.325
3 -	1:35.530	+ 6.123	9:07:32.584	10 -	1:31.186	+ 1.779	9:19:59.511
4 -	1:33.785	+ 4.378	9:09:06.369	11 -	1:30.663	+ 1.256	9:21:30.174
5 -	1:42.112	+ 12.705	9:10:48.481	12 -	<b>1:29.407</b>		<b>9:22:59.581</b>
6 -	1:31.944	+ 2.537	9:12:20.425	13 -	1:31.195	+ 1.788	9:24:30.776
7 -	1:31.096	+ 1.689	9:13:51.521	14 -	1:29.967	+ 0.560	9:26:00.743
<b>119</b>	<b>Richard POSTINS</b> THHS BMW 1800TI						
1 -	1:44.290	+ 13.919	9:04:59.691	8 -	1:31.274	+ 0.903	9:16:00.436
2 -	1:36.661	+ 6.290	9:06:36.352	9 -	1:30.972	+ 0.601	9:17:31.408
3 -	1:35.827	+ 5.456	9:08:12.179	10 -	1:30.775	+ 0.404	9:19:02.183
4 -	1:35.617	+ 5.246	9:09:47.796	11 -	3:04.628 P	+ 1:34.257	9:22:06.811
5 -	1:36.702	+ 6.331	9:11:24.498	12 -	1:34.429	+ 4.058	9:23:41.240
6 -	1:32.849	+ 2.478	9:12:57.347	13 -	<b>1:30.371</b>		<b>9:25:11.611</b>
7 -	1:31.815	+ 1.444	9:14:29.162				


Car 6 - Transponder not working, please fix before race.

Weather / Track : Sunny / Dry

Snetterton  
Circuit Length = 1.9520 miles  
Start: 09:00 End: 09:27

# Top Hat - V8s and Europeans

## RACE 1 - GRID

ROW 11	1:49.118 62 Jon SANDILANDS	
ROW 10	1:43.004 63 Ian SWIFT	1:44.061 99 Mike DOWSETT
ROW 9	1:33.326 12 Richard FRANKEL	1:42.215 18 Max ROSTRON
ROW 8	1:31.828 9 Christian DEVEREUX	1:32.971 26 Ron MAYDON
ROW 7	1:30.432 58 EARNSHAW/EARNSHAW	1:31.104 82 Paul POCHCIOL
ROW 6	1:30.261 35 CLAYSON/GIORDANELLI	1:30.371 119 Richard POSTINS
ROW 5	1:30.060 33 ATKINSON/GIBBON	1:30.194 17 TWYMAN/TWYMAN
ROW 4	1:29.407 116 MCINERNEY/MCINERNEY	1:29.744 96 PEARSON/DEVINE
ROW 3	1:28.248 74 Alan COLLETT	1:28.437 68 SHUCKBURGH/LINDSAY
ROW 2	1:26.785 51 Mike WRIGLEY	1:27.743 6 MANN/YOUNG Transponder not working
ROW 1	1:25.060 93 Harry WYNDHAM	1:25.422 39 WHALE/HARDING
<b>Pole</b>		
		

Snetterton  
Circuit Length = 1.9520 miles

**These results are provisional until the conclusion of any judicial and technical matters.**

Clerk of Course :		Timekeeper :
-------------------	--	--------------

# Top Hat - V8s and Europeans

## RACE 1 - CLASSIFICATION

POS	NO	CL	NAME	ENTRY	LAPS	TIME	GAP	DIFF	MPH	BEST	ON
1	93	THA	Harry WYNDHAM	Ford Falcon	26	39:11.714			77.69	1:25.309	5
2	51	THA	Mike WRIGLEY	Ford Mustang	26	39:28.775	17.061	17.061	77.13	1:26.446	8
3	68	THA	SHUCKBURGH/LINDSAY	Ford Falcon	26	39:48.067	36.353	19.292	76.50	1:26.676	14
4	96	THH	PEARSON/DEVINE	Ford Lotus Cortina Mk 1	25	39:12.038	1 lap	1 lap	74.69	1:28.702	20
5	6	THH	MANN/YOUNG	Ford Lotus Cortina Mk 1	25	39:12.781	1 lap	0.743	74.66	1:29.616	19
6	116	THH	MCINERNEY/MCINERNEY	BMW 1800TI	25	39:20.055	1 lap	7.274	74.43	1:29.014	18
7	82	THH	Paul POCHCIOL	Ford Lotus Cortina Mk 1	25	39:29.881	1 lap	9.826	74.12	1:28.792	20
8	97	THD	Christian DEVEREUX	Mini Cooper	25	39:31.757	1 lap	1.876	74.07	1:31.237	7
9	119	THH	Richard POSTINS	BMW 1800TI	25	39:31.773	1 lap	0.016	74.07	1:29.765	18
10	17	THD	TWYMAN/TWYMAN	Mini Cooper S	25	40:31.558	1 lap	59.785	72.24	1:31.285	23
11	12	THH	Richard FRANKEL	Alfa Romeo GTA	24	39:22.470	2 laps	1 lap	71.38	1:31.959	23
12	18	THD	Max ROSTRON	Ford Anglia Superspeed	23	39:46.736	3 laps	1 lap	67.71	1:33.083	23
13	99	THE	Mike DOWSETT	Hillman Imp	23	40:28.607	3 laps	41.871	66.54	1:39.245	14
14	63	THE	Ian SWIFT	Hillman Imp	23	40:50.720	3 laps	22.113	65.94	1:40.807	13
15	35	THA	CLAYSON/GIORDANELLI	Ford Falcon Sprint	21	40:18.084	5 laps	2 laps	61.02	1:30.823	10
NOT CLASSIFIED											
DNC	39	THA	WHALE/HARDING	Ford Falcon	18	28:08.896	8 laps	3 laps	74.89	1:25.387	7
DNC	33	THA	ATKINSON/GIBBON	Ford Falcon	16	25:58.953	10 laps	2 laps	72.12	1:30.068	11
DNC	62	THE	Jon SANDILANDS	Hillman Imp	11	19:03.757	15 laps	5 laps	67.58	1:41.800	2
DNC	26	THD	Ron MAYDON	Austin Mini Cooper S	9	13:57.364	17 laps	2 laps	75.52	1:31.108	8
DNC	74	THA	Alan COLLETT	Iso Rivolta GT	7	11:11.013	19 laps	2 laps	73.30	1:30.188	5
DNC	58	THD	EARNSHAW/EARNSHAW	Austin Mini Cooper S	23	37:58.052			70.94		9
FASTEST LAP											
93	THA	Harry WYNDHAM	Ford Falcon	5	1:25.309			82.37 mph		132.56 kph	
96	THH	PEARSON/DEVINE	Ford Lotus Cortina Mk 1	20	1:28.702			79.22 mph		127.49 kph	
26	THD	Ron MAYDON	Austin Mini Cooper S	8	1:31.108			77.12 mph		124.12 kph	
99	THE	Mike DOWSETT	Hillman Imp	14	1:39.245			70.80 mph		113.95 kph	

Car 58 - not running at time of Red Flag

Weather / Track : Sunny / Dry

These results are provisional until the conclusion of any judicial and technical matters.

Snetterton

Circuit Length = 1.9520 miles

Start: 13:06 End: 13:48

Clerk of Course :		Timekeeper :	
-------------------	--	--------------	--

# Top Hat - V8s and Europeans

## RACE 1 - LAP CHART

Lap 1			Lap 2			Lap 3			Lap 4			Lap 5		
No	Behind	Laptime	No	Behind	Laptime	No	Behind	Laptime	No	Behind	Laptime	No	Behind	Laptime
39		1:30.059	39		1:26.293	39		1:25.476	39		1:25.713	39		1:25.506
93	1.189	1:31.248	93	0.660	1:25.764	93	1.490	1:26.306	93	1.614	1:25.837	93	1.417	1:25.309
68	2.250	1:32.309	68	4.842	1:28.885	68	8.712	1:29.346	68	11.615	1:28.616	51	13.239	1:26.990
6	4.267	1:34.326	51	7.759	1:28.873	51	9.831	1:27.548	51	11.755	1:27.637	68	14.765	1:28.656
51	5.179	1:35.238	6	9.202	1:31.228	6	14.678	1:30.952	6	18.925	1:29.960	6	23.367	1:29.948
33	7.147	1:37.206	33	12.100	1:31.246	33	17.781	1:31.157	33	23.383	1:31.315	33	28.133	1:30.256
116	7.234	1:37.293	116	13.003	1:32.062	116	18.898	1:31.371	116	24.382	1:31.197	116	28.881	1:30.005
74	8.240	1:38.299	96	13.445	1:31.460	18	1 LAP	2:57.652 P	96	24.568	1:30.952	96	29.604	1:30.542
96	8.278	1:38.337	82	15.765	1:32.548	96	19.329	1:31.360	119	29.320	1:32.810	119	34.550	1:30.736
26	9.389	1:39.448	26	16.275	1:33.179	82	22.055	1:31.766	82	29.974	1:33.632	82	37.265	1:32.797
82	9.510	1:39.569	119	16.430	1:31.944	119	22.223	1:31.269	97	30.607	1:32.814	97	38.164	1:33.063
119	10.779	1:40.838	97	17.201	1:32.577	26	23.403	1:32.604	26	31.106	1:33.416	26	38.696	1:33.096
97	10.917	1:40.976	58	18.918	1:33.309	97	23.506	1:31.781	58	32.658	1:33.090	12	41.153	1:33.061
17	11.717	1:41.776	12	20.146	1:34.039	58	25.281	1:31.839	12	33.598	1:32.537	18	1 LAP	1:36.116
58	11.902	1:41.961	17	22.157	1:36.733	12	26.774	1:32.104	18	1 LAP	1:41.853	58	48.597	1:41.445
12	12.400	1:42.459	35	31.741	1:33.356	17	33.199	1:36.518	17	43.905	1:36.419	74	51.963	1:30.188
18	13.338	1:43.397	63	32.537	1:40.933	35	39.686	1:33.421	35	45.573	1:31.600	35	52.033	1:31.966
63	17.897	1:47.956	74	34.969	1:53.022	74	42.150	1:32.657	74	47.281	1:30.844	17	54.314	1:35.915
99	23.826	1:53.885	62	39.795	1:41.800	63	49.777	1:42.716	63	1:05.029	1:40.965	63	1:21.066	1:41.543
62	24.288	1:54.347	99	41.189	1:43.656	62	56.246	1:41.927	99	1:12.872	1:41.342			
35	24.678	1:54.737				99	57.243	1:41.530	62	1:13.469	1:42.936			

Weather / Track : Sunny / Dry

Snetterton  
Circuit Length = 1.9520 miles  
Start: 13:06 End: 13:48

# Top Hat - V8s and Europeans

## RACE 1 - LAP CHART

Lap 6			Lap 7			Lap 8			Lap 9			Lap 10		
No	Behind	Laptime	No	Behind	Laptime	No	Behind	Laptime	No	Behind	Laptime	No	Behind	Laptime
39		1:25.815	39		1:25.387	39		1:26.116	93		1:26.597	93		1:28.153
93	0.963	1:25.361	93	1.131	1:25.555	93	0.701	1:25.686	51	18.349	1:28.148	17	1 LAP	1:34.233
99	1 LAP	1:40.190	63	1 LAP	1:42.005	51	17.499	1:26.446	68	20.787	1:28.018	39	1 LAP	2:58.608 P
62	1 LAP	1:42.667	51	17.169	1:26.845	68	20.067	1:27.502	6	39.874	1:30.126	51	18.055	1:27.859
51	15.711	1:28.287	99	1 LAP	1:41.171	63	1 LAP	1:41.977	63	1 LAP	1:42.816	68	20.597	1:27.963
68	16.356	1:27.406	68	18.681	1:27.712	99	1 LAP	1:41.228	99	1 LAP	1:40.133	6	42.170	1:30.449
6	27.848	1:30.296	62	1 LAP	1:42.742	6	37.046	1:30.630	116	49.400	1:30.707	33	51.915	1:30.522
116	33.850	1:30.784	6	32.532	1:30.071	62	1 LAP	1:42.460	33	49.546	1:31.210	116	52.785	1:31.538
33	34.060	1:31.742	33	40.414	1:31.741	33	45.634	1:31.336	119	51.620	1:30.365	119	54.749	1:31.282
96	35.256	1:31.467	116	41.669	1:33.206	116	45.991	1:30.438	96	52.198	1:33.079	96	55.660	1:31.615
119	39.831	1:31.096	96	42.120	1:32.251	96	46.417	1:30.413	62	1 LAP	1:45.425	63	1 LAP	1:43.440
82	42.757	1:31.307	119	44.769	1:30.325	119	48.553	1:29.900	82	58.298	1:31.696	99	1 LAP	1:42.007
97	43.761	1:31.412	82	48.434	1:31.064	82	53.900	1:31.582	97	59.399	1:31.886	82	1:03.118	1:32.973
26	44.190	1:31.309	97	49.611	1:31.237	97	54.811	1:31.316	26	59.701	1:31.488	97	1:03.663	1:32.417
12	48.255	1:32.917	26	50.519	1:31.716	26	55.511	1:31.108	12	1:11.535	1:33.888	62	1 LAP	1:42.775
18	1 LAP	1:34.635	12	56.862	1:33.994	12	1:04.945	1:34.199	35	1:15.727	1:31.198	12	1:17.020	1:33.638
58	55.101	1:32.319	35	1:05.884	1:32.284	35	1:11.827	1:32.059	58	1:16.670	1:31.447	35	1:18.397	1:30.823
74	57.652	1:31.504	58	1:06.333	1:36.619	58	1:12.521	1:32.304	18	1 LAP	1:35.298	58	1:20.180	1:31.663
35	58.987	1:32.769	74	1:06.764	1:34.499	18	1 LAP	1:35.136						
17	1:03.493	1:34.994	18	1 LAP	1:37.834	17	1:22.182	1:34.992						
			17	1:13.306	1:35.200									

Weather / Track : Sunny / Dry

Snetterton  
Circuit Length = 1.9520 miles  
Start: 13:06 End: 13:48

# Top Hat - V8s and Europeans

## RACE 1 - LAP CHART

Lap 11			Lap 12			Lap 13			Lap 14			Lap 15		
No	Behind	Laptime	No	Behind	Laptime	No	Behind	Laptime	No	Behind	Laptime	No	Behind	Laptime
93		1:27.068	93		1:26.827	51		1:27.787	51		1:27.592	68		1:27.744
18	2 LAPS	1:35.712	62	2 LAPS	1:43.977	68	1.694	1:27.105	68	0.778	1:26.676	17	2 LAPS	1:32.728
39	1 LAP	1:31.094	39	1 LAP	1:28.249	97	1 LAP	2:20.554 P	97	1 LAP	1:34.694	39	1 LAP	1:48.679 P
17	1 LAP	1:33.565	51	20.001	1:27.882	6	1 LAP	2:55.940 P	6	1 LAP	1:32.911	97	1 LAP	1:31.598
51	18.946	1:27.959	68	22.377	1:27.813	18	2 LAPS	1:37.918	96	1 LAP	1:32.830	18	3 LAPS	2:53.944 P
68	21.391	1:27.862	18	2 LAPS	1:59.430 P	96	1 LAP	2:48.763 P	33	1 LAP	2:54.384 P	6	1 LAP	1:30.922
6	45.825	1:30.723	33	58.947	1:30.859	82	1 LAP	2:49.793 P	119	47.073	1:31.186	116	1 LAP	2:56.371 P
33	54.915	1:30.068	116	59.861	1:30.673	116	42.062	1:29.989	82	1 LAP	1:33.442	96	1 LAP	1:34.732
116	56.015	1:30.298	119	1:00.632	1:29.896	119	43.479	1:30.635	93	1:01.712	1:30.012	33	1 LAP	1:38.614 P
119	57.563	1:29.882	63	2 LAPS	3:03.908 P	93	59.292	2:47.080 P	35	1 LAP	3:00.270 P	82	1 LAP	1:30.457
96	58.342	1:29.750	99	1 LAP	1:40.857	63	2 LAPS	1:45.289	99	2 LAPS	3:06.657 P	93	1:00.814	1:27.624
82	1:06.196	1:30.146	35	1:28.181	1:31.942	12	1:15.081	1:32.570	12	1:21.356	1:33.867	51	1:14.268	2:42.790 P
97	1:08.061	1:31.466	12	1:30.299	1:32.922	58	1:15.594	1:32.710	58	1:22.909	1:34.907	35	1 LAP	1:39.650
99	1 LAP	1:41.521	58	1:30.672	1:32.261	39	1:19.340	1:27.720	63	2 LAPS	1:46.555	12	1:25.753	1:32.919
35	1:23.066	1:31.737	17	1 LAP	2:57.129 P	17	1 LAP	1:36.149				58	1:26.292	1:31.905
12	1:24.204	1:34.252	39	1:39.408	1:30.803							17	1 LAP	1:32.871
58	1:25.238	1:32.126	62	1 LAP	1:42.701							99	2 LAPS	1:45.587
												63	2 LAPS	1:40.807
												39	1:42.171	1:30.266 P
												97	1:56.061	1:31.883
												18	2 LAPS	1:37.293

Weather / Track : Sunny / Dry

Snetterton  
Circuit Length = 1.9520 miles  
Start: 13:06 End: 13:48

# Top Hat - V8s and Europeans

## RACE 1 - LAP CHART

Lap 16			Lap 17			Lap 18			Lap 19			Lap 20		
No	Behind	Laptime	No	Behind	Laptime	No	Behind	Laptime	No	Behind	Laptime	No	Behind	Laptime
93		1:28.258	93		1:27.550	93		1:27.788	93		1:27.523	93		1:28.132
68	13.206	2:42.278 P	51	16.404	1:27.582	51	17.986	1:29.370	51	18.005	1:27.542	18	3 LAPS	1:34.567
51	16.372	1:31.176	68	17.478	1:31.822	68	21.466	1:31.776	68	23.294	1:29.351	82	1 LAP	1:30.323
35	1 LAP	1:34.560	58	1 LAP	2:55.996 P	12	1 LAP	2:54.117 P	12	1 LAP	1:35.499	63	3 LAPS	1:42.906
12	30.671	1:33.990	35	1 LAP	1:33.683	58	1 LAP	1:41.870	35	1 LAP	1:36.552	51	17.819	1:27.946
17	1 LAP	1:31.940	39	39.586	1:26.925	39	40.873	1:29.075	17	1 LAP	1:35.175	68	24.777	1:29.615
39	40.211	1:27.112	17	1 LAP	1:31.443	35	1 LAP	1:34.283	58	1 LAP	1:42.872	17	1 LAP	1:32.238
99	2 LAPS	1:39.245	99	2 LAPS	1:40.029	17	1 LAP	1:31.944	97	1:14.429	1:32.409	58	1 LAP	1:36.585
63	2 LAPS	1:41.050	63	2 LAPS	1:41.361	97	1:09.543	1:32.478	6	1:16.588	1:29.616	12	1 LAP	2:03.870
97	59.828	1:32.839	97	1:04.853	1:32.575	99	2 LAPS	1:40.561	96	1:19.485	1:30.019	6	1:18.334	1:29.878
18	2 LAPS	1:33.927	6	1:11.286	1:30.812	6	1:14.495	1:30.997	116	1:21.936	1:30.059	97	1:19.562	1:33.265
6	1:08.024	1:31.656	18	2 LAPS	1:34.430	96	1:16.989	1:28.950	99	2 LAPS	1:41.429	96	1:20.055	1:28.702
119	1:14.414	1:33.701	96	1:15.827	1:28.785	63	2 LAPS	1:42.896	119	1:26.157	1:33.406	116	1:23.233	1:29.429
96	1:14.592	1:29.487	116	1:18.174	1:29.872	116	1:19.400	1:29.014						
116	1:15.852	1:29.206	119	1:18.297	1:31.433	119	1:20.274	1:29.765						
82	1:22.802	1:29.693	82	1:25.041	1:29.789	18	2 LAPS	1:35.399						
33	1:26.268	1:32.162				82	1:27.157	1:29.904						

Weather / Track : Sunny / Dry

Snetterton  
 Circuit Length = 1.9520 miles  
 Start: 13:06 End: 13:48

# Top Hat - V8s and Europeans

## RACE 1 - LAP CHART

Lap 21			Lap 22			Lap 23			Lap 24			Lap 25		
No	Behind	Laptime	No	Behind	Laptime	No	Behind	Laptime	No	Behind	Laptime	No	Behind	Laptime
93		1:28.065	93		1:27.696	93		1:27.297	93		1:28.147	93		1:28.756
119	1 LAP	1:30.551	119	1 LAP	1:29.880	116	1 LAP	1:30.515	12	2 LAPS	1:33.030	12	2 LAPS	1:31.959
82	1 LAP	1:28.792	82	1 LAP	1:29.011	97	1 LAP	1:32.875	116	1 LAP	1:31.279	116	1 LAP	1:30.104
18	3 LAPS	1:34.400	18	3 LAPS	1:33.364	119	1 LAP	1:34.752	58	2 LAPS	1:36.598	97	1 LAP	1:34.870
99	3 LAPS	1:43.564	51	18.613	1:28.735	82	1 LAP	1:35.935	97	1 LAP	1:32.774	58	2 LAPS	1:36.882
51	17.574	1:27.820	99	3 LAPS	1:41.173	51	18.379	1:27.063	119	1 LAP	1:31.444	119	1 LAP	1:30.669
63	3 LAPS	1:43.853	68	27.357	1:29.196	18	3 LAPS	1:33.433	82	1 LAP	1:30.273	82	1 LAP	1:29.996
68	25.857	1:29.145	63	3 LAPS	1:42.173	68	29.849	1:29.789	51	17.636	1:27.404	51	16.675	1:27.795
17	1 LAP	1:31.414	17	1 LAP	1:31.682	99	3 LAPS	1:42.154	18	3 LAPS	1:33.701	18	3 LAPS	1:34.214
58	1 LAP	1:37.642	6	1:23.094	1:30.577	63	3 LAPS	1:41.249	68	31.623	1:29.921	68	33.927	1:31.060
12	1 LAP	1:32.509	96	1:23.698	1:30.634	17	1 LAP	1:31.413	35	5 LAPS	7:15.327 P	35	5 LAPS	1:40.914
6	1:20.213	1:29.944	12	1 LAP	1:34.655	6	1:25.617	1:29.820	99	3 LAPS	1:40.231	99	3 LAPS	1:39.561
96	1:20.760	1:28.770	58	1 LAP	1:39.702	96	1:26.170	1:29.769	63	3 LAPS	1:45.568	17	1 LAP	1:32.024
97	1:24.842	1:33.345							17	1 LAP	1:31.285	63	3 LAPS	1:41.790
116	1:26.031	1:30.863							96	1:27.262	1:29.239			
									6	1:27.412	1:29.942			

Weather / Track : Sunny / Dry

Snetterton  
 Circuit Length = 1.9520 miles  
 Start: 13:06 End: 13:48

**Top Hat - V8s and Europeans**  
**RACE 1 - LAP CHART**

Lap 26		
No	Behind	Laptime
93		1:28.075
96	1 LAP	1:29.893
6	1 LAP	1:30.486
116	1 LAP	1:30.383
12	2 LAPS	1:33.475
51	17.061	1:28.461
82	1 LAP	1:30.371
97	1 LAP	1:34.653
119	1 LAP	1:32.774
18	3 LAPS	1:33.083
68	36.353	1:30.501
35	5 LAPS	1:34.953
99	3 LAPS	1:40.896
17	1 LAP	1:31.778
63	3 LAPS	1:46.964

**Weather / Track : Sunny / Dry**

Snetterton  
Circuit Length = 1.9520 miles  
Start: 13:06 End: 13:48

# Cloth Cap with XK Challenge

## QUALIFYING - RACE 3 - CLASSIFICATION

POS	NO	CL	NAME	ENTRY	TIME	ON	LAPS	GAP	DIFF	MPH
1	63	CCA	<b>WRIGHT/WILKINSON</b>	Jaguar E-Type	<b>1:23.858</b>	5	16			83.79
2	38	CCA	<b>WHALE/WHALE</b>	Ford Shelby 350GT	<b>1:26.678</b>	4	15	<b>2.820</b>	2.820	81.07
3	65	CCA	<b>Peter THOMPSON</b>	Marcos 1800GT	<b>1:27.016</b>	7	12	<b>3.158</b>	0.338	80.75
4	26	CCC	<b>SEAMAN/BAGNALL</b>	Lotus Elan 26R	<b>1:27.779</b>	14	14	<b>3.921</b>	0.763	80.05
5	44	XKD	<b>SKIPWORTH/WILLIAMS/SKIPWOR</b>	Jaguar XK120	<b>1:28.161</b>	11	12	<b>4.303</b>	0.382	79.70
6	60	CCC	<b>Bill WATT</b>	Lotus Elan S2	<b>1:28.736</b>	13	14	<b>4.878</b>	0.575	79.19
7	23	XKC	<b>LOGUE/KEEN</b>	Jaguar XK150	<b>1:29.241</b>	7	8	<b>5.383</b>	0.505	78.74
8	15	XKC	<b>John BURTON</b>	Jaguar XK120 FHC	<b>1:29.627</b>	6	6	<b>5.769</b>	0.386	78.40
9	20	XKC	<b>Michael O'SHEA</b>	Jaguar XK150S	<b>1:30.318</b>	5	14	<b>6.460</b>	0.691	77.80
10	67	XKD	<b>Andrew MOORE</b>	Jaguar XK120	<b>1:30.942</b>	7	8	<b>7.084</b>	0.624	77.27
11	13	XKC	<b>ROCHEZ/MILLS</b>	Jaguar XK150 FHC	<b>1:31.135</b>	13	14	<b>7.277</b>	0.193	77.10
12	98	CCA	<b>Mark PANGBORN</b>	Austin Healey 100M	<b>1:31.840</b>	8	15	<b>7.982</b>	0.705	76.51
13	64	CCA	<b>Chris LEVETT-PRINSEP</b>	Austin Healey 3000 MkII	<b>1:32.021</b>	6	9	<b>8.163</b>	0.181	76.36
14	9	XKC	<b>JONES/ALLEN</b>	Jaguar XK140 SE	<b>1:32.086</b>	5	14	<b>8.228</b>	0.065	76.31
15	89	CCA	<b>Jeremy KNIGHT</b>	Jaguar E-Type	<b>1:32.298</b>	14	14	<b>8.440</b>	0.212	76.13
16	2	XKC	<b>KEITH-LUCAS/FLOYD</b>	Jaguar XK120 Roadster	<b>1:32.821</b>	15	15	<b>8.963</b>	0.523	75.70
17	8	XKC	<b>ZIEGLER/NEWALL</b>	Jaguar XK120	<b>1:32.968</b>	6	11	<b>9.110</b>	0.147	75.58
18	35	CCB	<b>ADAMS/ADAMS</b>	Turner 1650	<b>1:33.855</b>	5	14	<b>9.997</b>	0.887	74.87
19	22	XKC	<b>Andrew KEITH-LUCAS</b>	Jaguar XK150	<b>1:34.628</b>	6	6	<b>10.770</b>	0.773	74.26
20	48	XKC	<b>Christopher LUNN</b>	Jaguar XK120	<b>1:36.342</b>	11	11	<b>12.484</b>	1.714	72.93
21	40	XKC	<b>KEITH-LUCAS/SKIPWORTH</b>	Jaguar XK150S FHC	<b>1:37.432</b>	6	14	<b>13.574</b>	1.090	72.12
22	46	CCB	<b>GREEN/GREEN</b>	MGB	<b>1:40.716</b>	8	8	<b>16.858</b>	3.284	69.77

Car 44 - Transponder not working, please fix before race.  
 Car 46 - Very weak transponder signal, please reposition before race.

Snetterton  
 Circuit Length = 1.9520 miles  
 Start: 09:39 End: 10:05

These results are provisional until the conclusion of any judicial and technical matters.

Clerk of Course :		Timekeeper :
-------------------	--	--------------

## Cloth Cap with XK Challenge

### QUALIFYING - RACE 3 - LAP ANALYSIS

<b>2</b>	<b>KEITH-LUCAS/FLOYD</b> XKC Jaguar XK120 Roadster						
1 -	1:46.463	+ 13.642	9:41:06.161	9 -	1:42.035	+ 9.214	9:55:13.936
2 -	1:34.901	+ 2.080	9:42:41.062	10 -	1:33.674	+ 0.853	9:56:47.610
3 -	1:33.883	+ 1.062	9:44:14.945	11 -	1:33.160	+ 0.339	9:58:20.770
4 -	1:32.829	+ 0.008	9:45:47.774	12 -	1:34.629	+ 1.808	9:59:55.399
5 -	1:33.286	+ 0.465	9:47:21.060	13 -	1:34.171	+ 1.350	10:01:29.570
6 -	1:33.615	+ 0.794	9:48:54.675	14 -	1:34.414	+ 1.593	10:03:03.984
7 -	1:36.155	+ 3.334	9:50:30.830	15 -	<b>1:32.821</b>		<b>10:04:36.805</b>
8 -	3:01.071 P	+ 1:28.250	9:53:31.901				
<b>8</b>	<b>ZIEGLER/NEWALL</b> XKC Jaguar XK120						
1 -	1:47.415	+ 14.447	9:41:29.951	7 -	1:35.836	+ 2.868	9:50:58.083
2 -	1:35.279	+ 2.311	9:43:05.230	8 -	3:13.701 P	+ 1:40.733	9:54:11.784
3 -	1:35.686	+ 2.718	9:44:40.916	9 -	1:47.106	+ 14.138	9:55:58.890
4 -	1:34.283	+ 1.315	9:46:15.199	10 -	1:36.914	+ 3.946	9:57:35.804
5 -	1:34.080	+ 1.112	9:47:49.279	11 -	1:37.048	+ 4.080	9:59:12.852
6 -	<b>1:32.968</b>		<b>9:49:22.247</b>				
<b>9</b>	<b>JONES/ALLEN</b> XKC Jaguar XK140 SE						
1 -	1:47.336	+ 15.250	9:41:23.287	8 -	2:55.385 P	+ 1:23.299	9:53:42.567
2 -	1:38.552	+ 6.466	9:43:01.839	9 -	2:36.554	+ 1:04.468	9:56:19.121
3 -	1:35.693	+ 3.607	9:44:37.532	10 -	1:46.357	+ 14.271	9:58:05.478
4 -	1:32.723	+ 0.637	9:46:10.255	11 -	1:43.208	+ 11.122	9:59:48.686
5 -	<b>1:32.086</b>		<b>9:47:42.341</b>	12 -	1:43.777	+ 11.691	10:01:32.463
6 -	1:32.340	+ 0.254	9:49:14.681	13 -	1:41.519	+ 9.433	10:03:13.982
7 -	1:32.501	+ 0.415	9:50:47.182	14 -	1:42.383	+ 10.297	10:04:56.365
<b>13</b>	<b>ROCHEZ/MILLS</b> XKC Jaguar XK150 FHC						
1 -	1:46.770	+ 15.635	9:41:24.088	8 -	1:41.214	+ 10.079	9:55:36.264
2 -	1:38.220	+ 7.085	9:43:02.308	9 -	1:35.112	+ 3.977	9:57:11.376
3 -	1:33.761	+ 2.626	9:44:36.069	10 -	1:34.963	+ 3.828	9:58:46.339
4 -	1:31.963	+ 0.828	9:46:08.032	11 -	1:34.106	+ 2.971	10:00:20.445
5 -	1:32.850	+ 1.715	9:47:40.882	12 -	1:32.399	+ 1.264	10:01:52.844
6 -	1:35.288	+ 4.153	9:49:16.170	13 -	<b>1:31.135</b>		<b>10:03:23.979</b>
7 -	4:38.880 P	+ 3:07.745	9:53:55.050	14 -	1:31.669	+ 0.534	10:04:55.648
<b>15</b>	<b>John BURTON</b> XKC Jaguar XK120 FHC						
1 -	1:52.032	+ 22.405	9:41:41.499	4 -	1:30.980	+ 1.353	9:46:18.571
2 -	1:35.795	+ 6.168	9:43:17.294	5 -	1:29.750	+ 0.123	9:47:48.321
3 -	1:30.297	+ 0.670	9:44:47.591	6 -	<b>1:29.627</b>		<b>9:49:17.948</b>
<b>20</b>	<b>Michael O'SHEA</b> XKC Jaguar XK150S						
1 -	1:53.046	+ 22.728	9:41:41.232	8 -	1:35.483	+ 5.165	9:52:47.380
2 -	1:49.841	+ 19.523	9:43:31.073	9 -	1:31.458	+ 1.140	9:54:18.838
3 -	1:32.993	+ 2.675	9:45:04.066	10 -	1:35.244	+ 4.926	9:55:54.082
4 -	1:30.840	+ 0.522	9:46:34.906	11 -	1:31.554	+ 1.236	9:57:25.636
5 -	<b>1:30.318</b>		<b>9:48:05.224</b>	12 -	1:32.617	+ 2.299	9:58:58.253
6 -	1:32.530	+ 2.212	9:49:37.754	13 -	1:32.739	+ 2.421	10:00:30.992
7 -	1:34.143	+ 3.825	9:51:11.897	14 -	1:30.818	+ 0.500	10:02:01.810
<b>22</b>	<b>Andrew KEITH-LUCAS</b> XKC Jaguar XK150						
1 -	1:54.203	+ 19.575	9:41:40.455	4 -	1:34.787	+ 0.159	9:46:35.613
2 -	1:40.601	+ 5.973	9:43:21.056	5 -	1:35.160	+ 0.532	9:48:10.773
3 -	1:39.770	+ 5.142	9:45:00.826	6 -	<b>1:34.628</b>		<b>9:49:45.401</b>
<b>23</b>	<b>LOGUE/KEEN</b> XKC Jaguar XK150						
1 -	1:46.021	+ 16.780	9:48:41.489	5 -	1:36.383	+ 7.142	9:57:01.207
2 -	1:37.397	+ 8.156	9:50:18.886	6 -	1:29.735	+ 0.494	9:58:30.942
3 -	1:39.373	+ 10.132	9:51:58.259	7 -	<b>1:29.241</b>		<b>10:00:00.183</b>
4 -	3:26.565 P	+ 1:57.324	9:55:24.824	8 -	1:30.290	+ 1.049	10:01:30.473

Car 44 - Transponder not working, please fix before race.  
 Car 46 - Very weak transponder signal, please reposition before race.

Snetterton  
 Circuit Length = 1.9520 miles  
 Start: 09:39 End: 10:05

# Cloth Cap with XK Challenge

## QUALIFYING - RACE 3 - LAP ANALYSIS

<b>26</b>	<b>SEAMAN/BAGNALL</b>		CCC Lotus Elan 26R				
1 -	1:50.154	+ 22.375	9:41:20.257	8 -	1:54.745	+ 26.966	9:56:04.583
2 -	1:34.888	+ 7.109	9:42:55.145	9 -	1:31.712	+ 3.933	9:57:36.295
3 -	3:24.746 P	+ 1:56.967	9:46:19.891	10 -	1:29.439	+ 1.660	9:59:05.734
4 -	1:42.288	+ 14.509	9:48:02.179	11 -	1:29.548	+ 1.769	10:00:35.282
5 -	1:31.488	+ 3.709	9:49:33.667	12 -	1:28.983	+ 1.204	10:02:04.265
6 -	1:33.837	+ 6.058	9:51:07.504	13 -	1:28.684	+ 0.905	10:03:32.949
7 -	3:02.334 P	+ 1:34.555	9:54:09.838	14 -	<b>1:27.779</b>		<b>10:05:00.728</b>
<b>35</b>	<b>ADAMS/ADAMS</b>		CCB Turner 1650				
1 -	1:52.049	+ 18.194	9:41:37.166	8 -	1:50.721	+ 16.866	9:55:26.478
2 -	1:41.691	+ 7.836	9:43:18.857	9 -	1:44.243	+ 10.388	9:57:10.721
3 -	1:35.779	+ 1.924	9:44:54.636	10 -	1:42.263	+ 8.408	9:58:52.984
4 -	1:35.112	+ 1.257	9:46:29.748	11 -	1:38.022	+ 4.167	10:00:31.006
5 -	<b>1:33.855</b>		<b>9:48:03.603</b>	12 -	1:37.350	+ 3.495	10:02:08.356
6 -	1:37.398	+ 3.543	9:49:41.001	13 -	1:36.256	+ 2.401	10:03:44.612
7 -	3:54.756 P	+ 2:20.901	9:53:35.757	14 -	1:37.627	+ 3.772	10:05:22.239
<b>38</b>	<b>WHALE/WHALE</b>		CCA Ford Shelby 350GT				
1 -	1:43.593	+ 16.915	9:41:15.622	9 -	1:29.729	+ 3.051	9:55:38.064
2 -	1:28.732	+ 2.054	9:42:44.354	10 -	1:32.931	+ 6.253	9:57:10.995
3 -	1:29.138	+ 2.460	9:44:13.492	11 -	1:33.044	+ 6.366	9:58:44.039
4 -	<b>1:26.678</b>		<b>9:45:40.170</b>	12 -	1:30.085	+ 3.407	10:00:14.124
5 -	3:39.873 P	+ 2:13.195	9:49:20.043	13 -	1:29.143	+ 2.465	10:01:43.267
6 -	1:44.874	+ 18.196	9:51:04.917	14 -	1:30.007	+ 3.329	10:03:13.274
7 -	1:33.207	+ 6.529	9:52:38.124	15 -	1:28.451	+ 1.773	10:04:41.725
8 -	1:30.211	+ 3.533	9:54:08.335				
<b>40</b>	<b>KEITH-LUCAS/SKIPWORTH</b>		XKC Jaguar XK150S FHC				
1 -	1:52.059	+ 14.627	9:41:20.791	8 -	3:29.073 P	+ 1:51.641	9:54:44.552
2 -	1:40.278	+ 2.846	9:43:01.069	9 -	1:48.709	+ 11.277	9:56:33.261
3 -	1:38.793	+ 1.361	9:44:39.862	10 -	1:41.879	+ 4.447	9:58:15.140
4 -	1:38.614	+ 1.182	9:46:18.476	11 -	1:40.270	+ 2.838	9:59:55.410
5 -	1:38.039	+ 0.607	9:47:56.515	12 -	1:40.469	+ 3.037	10:01:35.879
6 -	<b>1:37.432</b>		<b>9:49:33.947</b>	13 -	1:40.555	+ 3.123	10:03:16.434
7 -	1:41.532	+ 4.100	9:51:15.479	14 -	1:38.656	+ 1.224	10:04:55.090
<b>44</b>	<b>SKIPWORTH/WILLIAMS/SKIPWORTH</b>		XKD Jaguar XK120				
1 -	1:38.771	+ 10.610	9:43:05.711	7 -	1:29.192	+ 1.031	9:54:19.194
2 -	1:39.300	+ 11.139	9:44:45.011	8 -	1:29.043	+ 0.882	9:55:48.237
3 -	3:26.089 P	+ 1:57.928	9:48:11.100	9 -	1:29.220	+ 1.059	9:57:17.457
4 -	1:35.149	+ 6.988	9:49:46.249	10 -	1:29.375	+ 1.214	9:58:46.832
5 -	1:31.220	+ 3.059	9:51:17.469	11 -	<b>1:28.161</b>		<b>10:00:14.993</b>
6 -	1:32.533	+ 4.372	9:52:50.002	12 -	1:29.213	+ 1.052	10:01:44.206
<b>46</b>	<b>GREEN/GREEN</b>		CCB MGB				
1 -	1:42.335	+ 1.619	9:42:59.686	5 -	1:51.513	+ 10.797	9:52:05.600
2 -	1:43.535	+ 2.819	9:44:43.221	6 -	1:45.122	+ 4.406	9:53:50.722
3 -	1:43.574	+ 2.858	9:46:26.795	7 -	1:45.917	+ 5.201	9:55:36.639
4 -	3:47.292 P	+ 2:06.576	9:50:14.087	8 -	<b>1:40.716</b>		<b>9:57:17.355</b>
<b>48</b>	<b>Christopher LUNN</b>		XKC Jaguar XK120				
1 -	1:52.951	+ 16.609	9:41:19.434	7 -	1:40.634	+ 4.292	9:51:21.430
2 -	1:44.684	+ 8.342	9:43:04.118	8 -	1:36.994	+ 0.652	9:52:58.424
3 -	1:40.152	+ 3.810	9:44:44.270	9 -	1:36.438	+ 0.096	9:54:34.862
4 -	1:39.637	+ 3.295	9:46:23.907	10 -	1:38.031	+ 1.689	9:56:12.893
5 -	1:38.630	+ 2.288	9:48:02.537	11 -	<b>1:36.342</b>		<b>9:57:49.235</b>
6 -	1:38.259	+ 1.917	9:49:40.796				
<b>60</b>	<b>Bill WATT</b>		CCC Lotus Elan S2				
1 -	1:48.836	+ 20.100	9:44:25.930	8 -	1:29.255	+ 0.519	9:55:00.582
2 -	1:32.701	+ 3.965	9:45:58.631	9 -	1:31.861	+ 3.125	9:56:32.443

Car 44 - Transponder not working, please fix before race.  
 Car 46 - Very weak transponder signal, please reposition before race.

Snetterton  
 Circuit Length = 1.9520 miles  
 Start: 09:39 End: 10:05

# Cloth Cap with XK Challenge

## QUALIFYING - RACE 3 - LAP ANALYSIS

3 -	1:30.199	+ 1.463	9:47:28.830	10 -	1:29.018	+ 0.282	9:58:01.461	
4 -	1:30.231	+ 1.495	9:48:59.061	11 -	1:29.928	+ 1.192	9:59:31.389	
5 -	1:29.551	+ 0.815	9:50:28.612	12 -	1:29.741	+ 1.005	10:01:01.130	
6 -	1:32.620	+ 3.884	9:52:01.232	13 -	<b>1:28.736</b>		<b>10:02:29.866</b>	
7 -	1:30.095	+ 1.359	9:53:31.327	14 -	1:30.689	+ 1.953	10:04:00.555	
<b>63</b>	<b>WRIGHT/WILKINSON</b>		CCA Jaguar E-Type					
1 -	1:39.999	+ 16.141	9:41:05.070	9 -	1:28.415	+ 4.557	9:54:13.584	
2 -	1:26.558	+ 2.700	9:42:31.628	10 -	1:27.356	+ 3.498	9:55:40.940	
3 -	1:24.289	+ 0.431	9:43:55.917	11 -	1:30.376	+ 6.518	9:57:11.316	
4 -	1:24.798	+ 0.940	9:45:20.715	12 -	1:28.532	+ 4.674	9:58:39.848	
5 -	<b>1:23.858</b>		<b>9:46:44.573</b>	13 -	1:28.617	+ 4.759	10:00:08.465	
6 -	1:24.188	+ 0.330	9:48:08.761	14 -	1:29.208	+ 5.350	10:01:37.673	
7 -	2:55.350 P	+ 1:31.492	9:51:04.111	15 -	1:30.334	+ 6.476	10:03:08.007	
8 -	1:41.058	+ 17.200	9:52:45.169	16 -	1:28.457	+ 4.599	10:04:36.464	
<b>64</b>	<b>Chris LEVETT-PRINSEP</b>		CCA Austin Healey 3000 MkII					
1 -	1:43.023	+ 11.002	9:40:57.331	6 -	<b>1:32.021</b>		<b>9:48:41.363</b>	
2 -	1:34.235	+ 2.214	9:42:31.566	7 -	1:32.544	+ 0.523	9:50:13.907	
3 -	1:32.818	+ 0.797	9:44:04.384	8 -	1:32.989	+ 0.968	9:51:46.896	
4 -	1:32.211	+ 0.190	9:45:36.595	9 -	1:32.515	+ 0.494	9:53:19.411	
5 -	1:32.747	+ 0.726	9:47:09.342					
<b>65</b>	<b>Peter THOMPSON</b>		CCA Marcos 1800GT					
1 -	1:39.705	+ 12.689	9:40:55.059	7 -	<b>1:27.016</b>		<b>9:49:46.795</b>	
2 -	1:31.255	+ 4.239	9:42:26.314	8 -	1:30.102	+ 3.086	9:51:16.897	
3 -	1:29.197	+ 2.181	9:43:55.511	9 -	1:29.197	+ 2.181	9:52:46.094	
4 -	1:28.452	+ 1.436	9:45:23.963	10 -	1:28.379	+ 1.363	9:54:14.473	
5 -	1:28.019	+ 1.003	9:46:51.982	11 -	1:27.590	+ 0.574	9:55:42.063	
6 -	1:27.797	+ 0.781	9:48:19.779	12 -	1:29.640	+ 2.624	9:57:11.703	
<b>67</b>	<b>Andrew MOORE</b>		XKD Jaguar XK120					
1 -	1:51.014	+ 20.072	9:41:09.260	5 -	1:31.306	+ 0.364	9:47:21.925	
2 -	1:35.436	+ 4.494	9:42:44.696	6 -	1:31.016	+ 0.074	9:48:52.941	
3 -	1:34.111	+ 3.169	9:44:18.807	7 -	<b>1:30.942</b>		<b>9:50:23.883</b>	
4 -	1:31.812	+ 0.870	9:45:50.619	8 -	1:32.137	+ 1.195	9:51:56.020	
<b>89</b>	<b>Jeremy KNIGHT</b>		CCA Jaguar E-Type					
1 -	1:49.091	+ 16.793	9:41:12.745	8 -	1:37.151	+ 4.853	9:55:55.771	
2 -	1:36.959	+ 4.661	9:42:49.704	9 -	1:32.980	+ 0.682	9:57:28.751	
3 -	1:34.118	+ 1.820	9:44:23.822	10 -	1:34.476	+ 2.178	9:59:03.227	
4 -	5:03.864 P	+ 3:31.566	9:49:27.686	11 -	1:32.542	+ 0.244	10:00:35.769	
5 -	1:42.045	+ 9.747	9:51:09.731	12 -	1:33.514	+ 1.216	10:02:09.283	
6 -	1:34.840	+ 2.542	9:52:44.571	13 -	1:32.385	+ 0.087	10:03:41.668	
7 -	1:34.049	+ 1.751	9:54:18.620	14 -	<b>1:32.298</b>		<b>10:05:13.966</b>	
<b>98</b>	<b>Mark PANGBORN</b>		CCA Austin Healey 100M					
1 -	1:48.346	+ 16.506	9:41:28.631	9 -	1:32.382	+ 0.542	9:54:00.754	
2 -	1:37.966	+ 6.126	9:43:06.597	10 -	1:34.968	+ 3.128	9:55:35.722	
3 -	1:36.189	+ 4.349	9:44:42.786	11 -	1:34.508	+ 2.668	9:57:10.230	
4 -	1:33.809	+ 1.969	9:46:16.595	12 -	1:35.365	+ 3.525	9:58:45.595	
5 -	1:33.421	+ 1.581	9:47:50.016	13 -	1:32.985	+ 1.145	10:00:18.580	
6 -	1:33.013	+ 1.173	9:49:23.029	14 -	1:32.488	+ 0.648	10:01:51.068	
7 -	1:33.503	+ 1.663	9:50:56.532	15 -	1:31.865	+ 0.025	10:03:22.933	
8 -	<b>1:31.840</b>		<b>9:52:28.372</b>					

Car 44 - Transponder not working, please fix before race.  
 Car 46 - Very weak transponder signal, please reposition before race.

Snetterton  
 Circuit Length = 1.9520 miles  
 Start: 09:39 End: 10:05

# Cloth Cap with XK Challenge

## RACE 3 - GRID - AMENDED

ROW 11	1:40.716 46 GREEN/GREEN	
ROW 10	1:36.342 48 Christopher LUNN	1:37.432 40 KEITH-LUCAS/SKIPWORTH
ROW 9	1:33.855 35 ADAMS/ADAMS	1:34.628 22 Andrew KEITH-LUCAS
ROW 8	1:32.821 2 KEITH-LUCAS/FLOYD	1:32.968 8 ZIEGLER/NEWALL
ROW 7	1:32.086 9 JONES/ALLEN	1:32.298 89 Jeremy KNIGHT
ROW 6	1:31.840 98 Mark PANGBORN	1:32.021 64 Chris LEVETT-PRINSEP
ROW 5	1:30.942 67 Andrew MOORE	1:31.135 13 ROCHEZ/MILLS
ROW 4	1:29.627 15 John BURTON	1:30.318 20 Michael O'SHEA
ROW 3	1:28.161 44 SKIPWORTH/WILLIAMS/SKIPWORTH Transponder not working	1:29.241 23 LOGUE/KEEN
ROW 2	1:27.016 65 Peter THOMPSON	1:27.779 26 SEAMAN/BAGNALL
ROW 1	1:23.858 63 WRIGHT/WILKINSON	1:26.678 38 WHALE/WHALE

**Pole**

Car 60 - withdrawn

Snetterton

Circuit Length = 1.9520 miles

**These results are provisional until the conclusion of any judicial and technical matters.**

Clerk of Course :

Timekeeper :

# Cloth Cap with XK Challenge

## RACE 3 - CLASSIFICATION

POS	NO	CL	NAME	ENTRY	LAPS	TIME	GAP	DIFF	MPH	BEST	ON
1	63	CCA	<b>WRIGHT/WILKINSON</b>	Jaguar E-Type	30	45:07.239			77.87	1:25.523	19
2	65	CCA	<b>Peter THOMPSON</b>	Marcos 1800GT	30	45:30.969	<b>23.730</b>	23.730	77.19	1:26.981	19
3	26	CCC	<b>SEAMAN/BAGNALL</b>	Lotus Elan 26R	30	45:57.045	<b>49.806</b>	26.076	76.46	1:25.467	29
4	38	CCA	<b>WHALE/WHALE</b>	Ford Shelby 350GT	30	45:57.768	<b>50.529</b>	0.723	76.44	1:27.018	5
5	15	XKC	<b>John BURTON</b>	Jaguar XK120 FHC	29	45:42.930	<b>1 lap</b>	1 lap	74.29	1:30.357	12
6	67	XKD	<b>Andrew MOORE</b>	Jaguar XK120	29	45:47.905	<b>1 lap</b>	4.975	74.16	1:29.979	20
7	64	CCA	<b>Chris LEVETT-PRINSEP</b>	Austin Healey 3000 MkII	29	46:27.063	<b>1 lap</b>	39.158	73.11	1:30.611	24
8	44	XKD	<b>SKIPWORTH/WILLIAMS/SKIPWORTH</b>	Jaguar XK120	29	46:28.739	<b>1 lap</b>	1.676	73.07	1:28.018	23
9	20	XKC	<b>Michael O'SHEA</b>	Jaguar XK150S	29	46:36.067	<b>1 lap</b>	7.328	72.88	1:31.869	28
10	2	XKC	<b>KEITH-LUCAS/FLOYD</b>	Jaguar XK120 Roadster	28	45:53.615	<b>2 laps</b>	1 lap	71.45	1:32.873	26
11	22	XKC	<b>Andrew KEITH-LUCAS</b>	Jaguar XK150	28	46:10.328	<b>2 laps</b>	16.713	71.02	1:34.611	20
12	23	XKC	<b>LOGUE/KEEN</b>	Jaguar XK150	27	45:14.792	<b>3 laps</b>	1 lap	69.88	1:29.137	18
13	35	CCB	<b>ADAMS/ADAMS</b>	Turner 1650	27	45:15.980	<b>3 laps</b>	1.188	69.85	1:28.712	8
14	9	XKC	<b>JONES/ALLEN</b>	Jaguar XK140 SE	27	45:43.163	<b>3 laps</b>	27.183	69.16	1:32.481	5
15	48	XKC	<b>Christopher LUNN</b>	Jaguar XK120	27	46:01.651	<b>3 laps</b>	18.488	68.70	1:36.372	17
16	46	CCB	<b>GREEN/GREEN</b>	MGB	27	46:31.126	<b>3 laps</b>	29.475	67.97	1:37.201	7
17	40	XKC	<b>KEITH-LUCAS/SKIPWORTH</b>	Jaguar XK150S FHC	26	45:47.426	<b>4 laps</b>	1 lap	66.50	1:37.655	2

### NOT CLASSIFIED

DNC	13	XKC	<b>ROCHEZ/MILLS</b>	Jaguar XK150 FHC	13	21:40.347	<b>17 laps</b>	13 laps	70.25	1:31.282	7
DNC	89	CCA	<b>Jeremy KNIGHT</b>	Jaguar E-Type	13	21:42.931	<b>17 laps</b>	2.584	70.11	1:31.644	9
DNC	98	CCA	<b>Mark PANGBORN</b>	Austin Healey 100M	12	20:47.952	<b>18 laps</b>	1 lap	67.57	1:34.917	7
DNC	8	XKC	<b>ZIEGLER/NEWALL</b>	Jaguar XK120	7	11:08.979	<b>23 laps</b>	5 laps	73.52	1:32.581	5

### FASTEST LAP

26	CCC	<b>SEAMAN/BAGNALL</b>	Lotus Elan 26R	29	1:25.467	82.22 mph	132.32 kph
63	CCA	<b>WRIGHT/WILKINSON</b>	Jaguar E-Type	19	1:25.523	82.16 mph	132.23 kph
44	XKD	<b>SKIPWORTH/WILLIAMS/SKIPWORTH</b>	Jaguar XK120	23	1:28.018	79.83 mph	128.48 kph
35	CCB	<b>ADAMS/ADAMS</b>	Turner 1650	8	1:28.712	79.21 mph	127.48 kph
23	XKC	<b>LOGUE/KEEN</b>	Jaguar XK150	18	1:29.137	78.83 mph	126.87 kph

Weather / Track : Bright / Dry

These results are provisional until the conclusion of any judicial and technical matters.

Snetterton

Circuit Length = 1.9520 miles

Start: 14:39 End: 15:26

Clerk of Course :	Timekeeper :
-------------------	--------------

# Cloth Cap with XK Challenge

## RACE 3 - LAP CHART

Lap 1			Lap 2			Lap 3			Lap 4			Lap 5		
No	Behind	Laptime	No	Behind	Laptime	No	Behind	Laptime	No	Behind	Laptime	No	Behind	Laptime
63		1:31.765	63		1:27.739	63		1:27.663	63		1:26.894	63		1:26.636
38	1.121	1:32.886	38	1.599	1:28.217	38	1.787	1:27.851	38	2.478	1:27.585	38	2.860	1:27.018
65	1.819	1:33.584	65	3.070	1:28.990	65	4.316	1:28.909	65	5.480	1:28.058	65	7.280	1:28.436
26	2.890	1:34.655	26	4.863	1:29.712	26	6.878	1:29.678	26	9.038	1:29.054	26	12.101	1:29.699
15	7.592	1:39.357	15	15.296	1:35.443	15	20.009	1:32.376	15	25.078	1:31.963	15	30.027	1:31.585
44	9.821	1:41.586	67	16.655	1:33.463	67	21.642	1:32.650	67	26.523	1:31.775	67	31.585	1:31.698
13	9.869	1:41.634	13	16.970	1:34.840	13	22.432	1:33.125	13	27.975	1:32.437	13	33.046	1:31.707
67	10.931	1:42.696	44	18.947	1:36.865	20	25.661	1:33.635	20	31.449	1:32.682	20	37.704	1:32.891
20	11.223	1:42.988	20	19.689	1:36.205	89	26.660	1:33.812	89	33.141	1:33.375	89	39.469	1:32.964
8	13.049	1:44.814	8	20.246	1:34.936	8	27.933	1:35.350	8	34.086	1:33.047	8	40.031	1:32.581
9	13.130	1:44.895	89	20.511	1:34.601	44	30.164	1:38.880	64	36.979	1:33.442	64	42.127	1:31.784
89	13.649	1:45.414	64	21.627	1:34.133	64	30.431	1:36.467	9	37.929	1:33.309	9	43.774	1:32.481
23	14.868	1:46.633	9	21.805	1:36.414	9	31.514	1:37.372	44	39.852	1:36.582	35	49.674	1:35.224
64	15.233	1:46.998	2	23.712	1:34.829	2	31.641	1:35.592	2	40.553	1:35.806	2	50.157	1:36.240
2	16.622	1:48.387	23	24.083	1:36.954	35	32.211	1:33.481	35	41.086	1:35.769	44	51.046	1:37.830
98	17.246	1:49.011	98	25.171	1:35.664	98	33.974	1:36.466	98	42.586	1:35.506	22	51.653	1:35.495
22	18.088	1:49.853	22	26.129	1:35.780	23	34.348	1:37.928	22	42.794	1:34.762	98	52.871	1:36.921
48	19.075	1:50.840	35	26.393	1:34.810	22	34.926	1:36.460	23	44.544	1:37.090	23	55.095	1:37.187
35	19.322	1:51.087	40	30.721	1:37.655	40	40.997	1:37.939	40	52.447	1:38.344	40	1:03.775	1:37.964
40	20.805	1:52.570	48	31.163	1:39.827	48	41.588	1:38.088	48	53.196	1:38.502	48	1:04.182	1:37.622
46	22.881	1:54.646	46	34.131	1:38.989	46	44.370	1:37.902	46	54.925	1:37.449	46	1:05.547	1:37.258

Snetterton  
 Circuit Length = 1.9520 miles  
 Start: 14:39 End: 15:26

# Cloth Cap with XK Challenge

## RACE 3 - LAP CHART

Lap 6			Lap 7			Lap 8			Lap 9			Lap 10		
No	Behind	Laptime	No	Behind	Laptime	No	Behind	Laptime	No	Behind	Laptime	No	Behind	Laptime
63		1:26.879	63		1:27.658	63		1:26.515	63		1:26.815	63		1:28.521
38	3.293	1:27.312	38	3.629	1:27.994	48	1 LAP	1:38.079	38	5.221	1:27.618	98	1 LAP	1:35.417
65	8.022	1:27.621	23	1 LAP	2:05.451	46	1 LAP	1:37.201	40	1 LAP	1:39.021	44	1 LAP	1:37.543
26	13.199	1:27.977	65	7.917	1:27.553	38	4.418	1:27.304	48	1 LAP	1:38.644	38	3.766	1:27.066
15	34.013	1:30.865	26	14.186	1:28.645	65	10.021	1:28.619	65	12.229	1:29.023	65	11.622	1:27.914
67	36.095	1:31.389	15	37.246	1:30.891	26	16.239	1:28.568	46	1 LAP	1:39.505	26	20.832	1:31.849
13	38.061	1:31.894	67	38.951	1:30.514	23	1 LAP	1:36.924	26	17.504	1:28.080	40	1 LAP	1:38.181
20	43.881	1:33.056	13	41.685	1:31.282	15	41.354	1:30.623	23	1 LAP	1:36.293	48	1 LAP	1:39.080
89	44.653	1:32.063	20	49.306	1:33.083	67	42.740	1:30.304	15	45.462	1:30.923	46	1 LAP	1:38.575
8	46.060	1:32.908	89	50.388	1:33.393	13	46.684	1:31.514	67	47.393	1:31.468	15	48.424	1:31.483
64	47.210	1:31.962	64	52.226	1:32.674	20	55.627	1:32.836	13	51.382	1:31.513	67	49.595	1:30.723
9	50.500	1:33.605	8	53.745	1:35.343	89	56.532	1:32.659	89	1:01.361	1:31.644	13	56.442	1:33.581
35	53.271	1:30.476	35	56.160	1:30.547	64	57.734	1:32.023	20	1:02.937	1:34.125	89	1:05.049	1:32.209
2	57.511	1:34.233	9	56.318	1:33.476	35	58.357	1:28.712	35	1:03.159	1:31.617	35	1:05.520	1:30.882
44	1:00.409	1:36.242	2	1:03.645	1:33.792	9	1:05.990	1:36.187	64	1:03.920	1:33.001	64	1:07.425	1:32.026
22	1:01.296	1:36.522	44	1:07.716	1:34.965	2	1:11.172	1:34.042	9	1:13.156	1:33.981	20	1:08.500	1:34.084
98	1:02.722	1:36.730	22	1:08.554	1:34.916	22	1:17.976	1:35.937	2	1:18.257	1:33.900	23	1 LAP	2:20.000 P
40	1:15.853	1:38.957	98	1:09.981	1:34.917	44	1:18.621	1:37.420	22	1:26.562	1:35.401	9	1:19.312	1:34.677
48	1:16.477	1:39.174	40	1:25.874	1:37.679	98	1:20.296	1:36.830				2	1:23.296	1:33.560
46	1:18.429	1:39.761												

Snetterton  
 Circuit Length = 1.9520 miles  
 Start: 14:39 End: 15:26

# Cloth Cap with XK Challenge

## RACE 3 - LAP CHART

Lap 11			Lap 12			Lap 13			Lap 14			Lap 15		
No	Behind	Laptime	No	Behind	Laptime	No	Behind	Laptime	No	Behind	Laptime	No	Behind	Laptime
63		1:27.618	63		1:26.971	63		1:27.386	63		1:26.765	65		1:27.160
38	4.221	1:28.073	2	1 LAP	1:34.751	38	5.554	1:27.831	9	1 LAP	1:33.707	9	1 LAP	1:34.764
22	1 LAP	1:36.031	38	5.109	1:27.859	9	1 LAP	1:34.991	65	14.271	1:27.751	2	1 LAP	1:34.288
98	1 LAP	1:35.296	23	2 LAPS	1:44.491	98	2 LAPS	2:55.231 P	2	1 LAP	1:34.731	23	3 LAPS	3:14.304 P
44	1 LAP	1:37.900	65	13.051	1:28.707	2	1 LAP	1:33.898	98	2 LAPS	1:39.963	22	1 LAP	1:35.189
65	11.315	1:27.311	22	1 LAP	1:35.173	65	13.285	1:27.620	26	30.163	1:30.194	44	2 LAPS	1:28.630
26	22.340	1:29.126	26	24.979	1:29.610	23	2 LAPS	1:37.672	22	1 LAP	1:36.532	67	54.721	1:31.030
40	1 LAP	1:38.486	40	1 LAP	1:38.388	22	1 LAP	1:34.708	44	2 LAPS	1:32.937	48	1 LAP	1:37.185
48	1 LAP	1:37.672	48	1 LAP	1:38.387	26	26.734	1:29.141	15	1:02.333	1:31.063	46	1 LAP	1:38.989
46	1 LAP	1:38.524	46	1 LAP	1:37.418	44	2 LAPS	3:25.368 P	67	1:05.122	1:30.440	20	1 LAP	1:33.266
15	51.170	1:30.364	15	54.556	1:30.357	40	1 LAP	1:39.441	48	1 LAP	1:39.869	63	1:13.466	2:54.897 P
67	52.320	1:30.343	67	56.982	1:31.633	48	1 LAP	1:39.266	46	1 LAP	1:40.602	64	1 LAP	1:40.297
13	1:01.111	1:32.287	13	1:06.346	1:32.206	46	1 LAP	1:39.680	13	1 LAP	3:02.327 P	40	2 LAPS	3:31.516 P
35	1:09.795	1:31.893	35	1:13.010	1:30.186	15	58.035	1:30.865	89	1 LAP	2:55.780 P	38	1:28.022	1:38.436
89	1:10.447	1:33.016	89	1:15.477	1:32.001	67	1:01.447	1:31.851	64	1 LAP	2:54.942 P	26	1:41.785	2:53.053 P
64	1:11.725	1:31.918	64	1:17.079	1:32.325	20	1 LAP	2:49.522 P	20	1 LAP	1:36.262	23	2 LAPS	1:35.269
20	1:16.061	1:35.179				35	1:15.308	1:29.684	35	1:20.976	1:32.433	22	2:02.934	1:37.431
9	1:26.048	1:34.354							38	1:31.017	2:52.228 P	44	1 LAP	1:29.441
												15	2:15.489	2:54.587 P

Snetterton  
 Circuit Length = 1.9520 miles  
 Start: 14:39 End: 15:26

# Cloth Cap with XK Challenge

## RACE 3 - LAP CHART

Lap 16			Lap 17			Lap 18			Lap 19			Lap 20		
No	Behind	Laptime	No	Behind	Laptime	No	Behind	Laptime	No	Behind	Laptime	No	Behind	Laptime
63		1:31.267	63		1:27.561	63		1:26.973	63		1:25.523	63		1:25.972
20	1 LAP	1:32.689	20	1 LAP	1:33.416	65	9.330	1:28.222	65	10.788	1:26.981	35	2 LAPS	1:48.862
64	1 LAP	1:33.851	65	8.081	1:29.642	46	2 LAPS	1:44.567	20	1 LAP	1:34.330	65	11.927	1:27.111
65	6.000	2:50.733 P	64	1 LAP	1:33.195	20	1 LAP	1:35.689	64	1 LAP	1:33.269	20	1 LAP	1:32.740
38	15.559	1:32.270	38	18.488	1:30.490	64	1 LAP	1:32.401	38	26.112	1:30.422	38	30.891	1:30.751
35	1 LAP	3:22.546 P	26	39.756	1:36.671	48	2 LAPS	1:44.852	46	2 LAPS	1:43.439	64	1 LAP	1:33.651
40	2 LAPS	1:49.789	40	2 LAPS	1:47.388	38	21.213	1:29.698	48	2 LAPS	1:36.372	48	2 LAPS	1:36.480
9	1 LAP	3:04.128 P	35	1 LAP	1:56.502	26	41.597	1:28.814	26	43.661	1:27.587	46	2 LAPS	1:41.196
26	30.646	1:33.594	2	1 LAP	1:40.890	23	2 LAPS	1:31.249	44	1 LAP	1:28.995	26	46.310	1:28.621
2	1 LAP	3:07.422 P	23	2 LAPS	1:31.279	44	1 LAP	1:29.035	23	2 LAPS	1:30.526	44	1 LAP	1:28.544
23	2 LAPS	1:30.593	9	1 LAP	1:51.499	2	1 LAP	1:35.335	22	1 LAP	2:53.969 P	23	2 LAPS	1:29.137
44	1 LAP	1:29.905	44	1 LAP	1:28.817	40	2 LAPS	1:47.023	2	1 LAP	1:33.186	2	1 LAP	1:33.779
22	53.399	1:35.198	22	1:01.279	1:35.441	35	1 LAP	1:44.956	15	1:19.619	1:33.038	22	1 LAP	1:37.424
15	1:04.430	1:33.674	15	1:08.544	1:31.675	9	1 LAP	1:41.544	67	1:21.300	1:31.810	15	1:24.015	1:30.368
67	1:05.241	2:55.253 P	67	1:11.602	1:33.922	15	1:12.104	1:30.533	40	2 LAPS	1:45.004	67	1:25.307	1:29.979
46	1 LAP	2:55.259 P				67	1:15.013	1:30.384	9	1 LAP	1:45.046			
48	1 LAP	3:06.715 P												

Snetterton  
 Circuit Length = 1.9520 miles  
 Start: 14:39 End: 15:26

# Cloth Cap with XK Challenge

## RACE 3 - LAP CHART

Lap 21			Lap 22			Lap 23			Lap 24			Lap 25		
No	Behind	Laptime	No	Behind	Laptime	No	Behind	Laptime	No	Behind	Laptime	No	Behind	Laptime
63		1:27.609	63		1:27.243	63		1:26.424	63		1:26.124	63		1:27.266
65	11.733	1:27.415	15	1 LAP	1:31.012	22	2 LAPS	1:35.667	2	2 LAPS	1:33.666	46	3 LAPS	1:41.229
40	3 LAPS	1:42.239	67	1 LAP	1:30.819	15	1 LAP	1:31.127	15	1 LAP	1:30.438	2	2 LAPS	1:33.409
9	2 LAPS	1:41.900	65	11.552	1:27.062	67	1 LAP	1:31.601	67	1 LAP	1:31.569	15	1 LAP	1:30.613
35	2 LAPS	1:39.772	40	3 LAPS	1:43.428	65	12.338	1:27.210	22	2 LAPS	1:36.435	65	14.681	1:27.958
38	32.469	1:29.187	35	2 LAPS	1:41.732	38	37.214	1:29.811	65	13.989	1:27.775	67	1 LAP	1:31.763
20	1 LAP	1:33.069	9	2 LAPS	1:43.809	40	3 LAPS	1:41.571	38	40.194	1:29.104	22	2 LAPS	1:34.784
64	1 LAP	1:31.874	38	33.827	1:28.601	35	2 LAPS	1:41.415	26	51.395	1:28.845	38	41.802	1:28.874
26	47.215	1:28.514	64	1 LAP	1:31.404	9	2 LAPS	1:41.462	64	1 LAP	1:35.265	26	51.509	1:27.380
48	2 LAPS	1:37.122	20	1 LAP	1:33.390	64	1 LAP	1:31.094	35	2 LAPS	1:38.542	64	1 LAP	1:30.611
46	2 LAPS	1:40.549	26	47.651	1:27.679	20	1 LAP	1:32.326	20	1 LAP	1:34.093	20	1 LAP	1:33.211
44	1 LAP	1:28.347	48	2 LAPS	1:36.493	26	48.674	1:27.447	40	3 LAPS	1:41.802	35	2 LAPS	1:36.080
23	2 LAPS	1:29.228	44	1 LAP	1:28.481	44	1 LAP	1:28.513	9	2 LAPS	1:41.358	44	1 LAP	1:30.798
2	1 LAP	1:33.695	23	2 LAPS	1:29.239	48	2 LAPS	1:36.977	44	1 LAP	1:28.018	40	3 LAPS	1:40.141
22	1 LAP	1:34.611	46	2 LAPS	1:40.823	23	2 LAPS	1:30.390	23	2 LAPS	1:31.339	9	2 LAPS	1:40.458
			2	1 LAP	1:34.660	46	2 LAPS	1:40.508	48	2 LAPS	1:37.464	23	2 LAPS	1:30.159

Snetterton  
 Circuit Length = 1.9520 miles  
 Start: 14:39 End: 15:26

# Cloth Cap with XK Challenge

## RACE 3 - LAP CHART

Lap 26			Lap 27			Lap 28			Lap 29			Lap 30		
No	Behind	Laptime	No	Behind	Laptime	No	Behind	Laptime	No	Behind	Laptime	No	Behind	Laptime
63		1:26.216	63		1:26.201	63		1:26.255	63		1:28.432	63		1:27.451
48	3 LAPS	1:37.314	9	3 LAPS	1:40.035	23	3 LAPS	1:30.553	23	3 LAPS	1:30.573	23	3 LAPS	1:32.654
65	16.655	1:28.190	48	3 LAPS	1:36.599	40	4 LAPS	1:40.520	35	3 LAPS	1:33.607	35	3 LAPS	1:32.953
15	1 LAP	1:31.093	65	18.447	1:27.993	9	3 LAPS	1:40.138	65	21.990	1:29.142	65	23.730	1:29.191
2	2 LAPS	1:34.520	15	1 LAP	1:31.054	65	21.280	1:29.088	40	4 LAPS	1:39.551	15	1 LAP	1:31.589
67	1 LAP	1:30.807	2	2 LAPS	1:33.373	48	3 LAPS	1:37.059	9	3 LAPS	1:40.156	9	3 LAPS	1:37.417
46	3 LAPS	1:40.852	67	1 LAP	1:32.231	15	1 LAP	1:31.260	15	1 LAP	1:32.711	40	4 LAPS	1:42.706
22	2 LAPS	1:34.818	22	2 LAPS	1:35.948	67	1 LAP	1:32.341	48	3 LAPS	1:37.317	67	1 LAP	1:32.242
38	44.173	1:28.587	46	3 LAPS	1:41.486	2	2 LAPS	1:32.873	67	1 LAP	1:31.207	2	2 LAPS	1:34.815
26	51.849	1:26.556	38	46.741	1:28.769	22	2 LAPS	1:34.876	2	2 LAPS	1:33.943	26	49.806	1:28.437
64	1 LAP	1:30.778	26	52.143	1:26.495	38	48.312	1:27.826	38	48.184	1:28.304	38	50.529	1:29.796
20	1 LAP	1:32.563	64	1 LAP	1:31.376	26	51.785	1:25.897	26	48.820	1:25.467	48	3 LAPS	1:48.652
44	1 LAP	1:30.346	20	1 LAP	1:32.399	46	3 LAPS	1:41.380	22	2 LAPS	1:35.179	22	2 LAPS	1:35.788
35	2 LAPS	1:36.862	44	1 LAP	1:28.650	64	1 LAP	1:30.858	46	3 LAPS	1:40.338	64	1 LAP	1:31.942
23	2 LAPS	1:31.677	35	2 LAPS	1:35.350	44	1 LAP	1:29.282	64	1 LAP	1:31.502	44	1 LAP	1:29.980
40	3 LAPS	1:40.123				20	1 LAP	1:32.117	44	1 LAP	1:28.839	46	3 LAPS	1:43.001
									20	1 LAP	1:31.869	20	1 LAP	1:32.352

Snetterton  
 Circuit Length = 1.9520 miles  
 Start: 14:39 End: 15:26

## Oldies but Goldies

### QUALIFYING - RACE 2 - CLASSIFICATION

POS	NO	CL	NAME	ENTRY	TIME	ON	LAPS	GAP	DIFF	MPH
1	20	A	<b>CUNNINGHAM/WEBB</b>	Jaguar Mk1	<b>1:31.015</b>	11	12			77.20
2	23	B	<b>HARRISON/TAFT</b>	Volvo Amazon	<b>1:31.225</b>	15	15	<b>0.210</b>	0.210	77.03
3	9	S	<b>Mark DANIELL</b>	Austin A40	<b>1:31.275</b>	7	16	<b>0.260</b>	0.050	76.98
4	11	B	<b>NAISMITH/YOUNG</b>	Austin A105	<b>1:31.843</b>	5	14	<b>0.828</b>	0.568	76.51
5	124	S	<b>Mike WRIGLEY - see footnote</b>	Austin A35	<b>1:32.043</b>	10	12	<b>1.028</b>	0.200	76.34
6	30	S	<b>Matthew MOORE</b>	Austin A40	<b>1:33.676</b>	15	16	<b>2.661</b>	1.633	75.01
7	70	A	<b>LOGUE/KEEN</b>	Jaguar Mk 7	<b>1:34.139</b>	8	8	<b>3.124</b>	0.463	74.64
8	69	A	<b>Peter BURTON</b>	Jaguar Mk1	<b>1:36.640</b>	9	10	<b>5.625</b>	2.501	72.71
9	6	S	<b>Henry MANN</b>	Ford 107E	<b>1:37.899</b>	8	15	<b>6.884</b>	1.259	71.77
10	12	C	<b>Richard FRANKEL</b>	Alfa Romeo Giulietta Berlina	<b>1:38.141</b>	7	9	<b>7.126</b>	0.242	71.60
11	29	B	<b>David GRIFFITHS</b>	Standard Vanguard III	<b>1:39.586</b>	4	5	<b>8.571</b>	1.445	70.56
12	45	S	<b>Rob MANGER</b>	Austin A35	<b>1:40.026</b>	5	8	<b>9.011</b>	0.440	70.25
13	61	C	<b>Michael PEET</b>	Sunbeam Rapier S3	<b>1:40.041</b>	11	15	<b>9.026</b>	0.015	70.24
14	21	B	<b>Jim WOODLEY - see footnote</b>	Austin A105	<b>1:40.890</b>	13	14	<b>9.875</b>	0.849	69.65
15	7	B	<b>PRITCHARD/VAUGHAN</b>	Ford Zephyr Mk1	<b>1:46.027</b>	11	13	<b>15.012</b>	5.137	66.27
16	50	B	<b>Peter BLANCHETT</b>	Austin A50	<b>1:49.024</b>	3	3	<b>18.009</b>	2.997	64.45

Cars 21 + 124 - Very weak transponder signals, please reposition before race.

Snetterton  
Circuit Length = 1.9520 miles  
Start: 10:18 End: 10:45

These results are provisional until the conclusion of any judicial and technical matters.

Clerk of Course :		Timekeeper :
-------------------	--	--------------

# Oldies but Goldies

## QUALIFYING - RACE 2 - LAP ANALYSIS

<b>6</b>	<b>Henry MANN</b>		<b>S Ford 107E</b>				
1 -	1:49.553	+ 11.654	10:21:11.736	9 -	1:38.400	+ 0.501	10:34:32.784
2 -	1:43.199	+ 5.300	10:22:54.935	10 -	1:39.479	+ 1.580	10:36:12.263
3 -	1:40.786	+ 2.887	10:24:35.721	11 -	1:38.345	+ 0.446	10:37:50.608
4 -	1:39.306	+ 1.407	10:26:15.027	12 -	1:40.252	+ 2.353	10:39:30.860
5 -	1:40.683	+ 2.784	10:27:55.710	13 -	1:38.588	+ 0.689	10:41:09.448
6 -	1:42.075	+ 4.176	10:29:37.785	14 -	1:39.039	+ 1.140	10:42:48.487
7 -	1:38.700	+ 0.801	10:31:16.485	15 -	1:38.665	+ 0.766	10:44:27.152
8 -	<b>1:37.899</b>		<b>10:32:54.384</b>				
<b>7</b>	<b>PRITCHARD/VAUGHAN</b>		<b>B Ford Zephyr Mkl</b>				
1 -	1:54.410	+ 8.383	10:20:52.079	8 -	1:46.739	+ 0.712	10:36:28.185
2 -	1:46.880	+ 0.853	10:22:38.959	9 -	1:46.912	+ 0.885	10:38:15.097
3 -	1:47.551	+ 1.524	10:24:26.510	10 -	1:47.501	+ 1.474	10:40:02.598
4 -	1:46.232	+ 0.205	10:26:12.742	11 -	<b>1:46.027</b>		<b>10:41:48.625</b>
5 -	4:39.129 P	+ 2:53.102	10:30:51.871	12 -	1:46.911	+ 0.884	10:43:35.536
6 -	2:00.121	+ 14.094	10:32:51.992	13 -	1:46.166	+ 0.139	10:45:21.702
7 -	1:49.454	+ 3.427	10:34:41.446				
<b>9</b>	<b>Mark DANIELL</b>		<b>S Austin A40</b>				
1 -	1:50.698	+ 19.423	10:21:14.333	9 -	1:31.590	+ 0.315	10:33:34.185
2 -	1:34.382	+ 3.107	10:22:48.715	10 -	1:31.415	+ 0.140	10:35:05.600
3 -	1:35.685	+ 4.410	10:24:24.400	11 -	2:13.464 P	+ 42.189	10:37:19.064
4 -	1:32.480	+ 1.205	10:25:56.880	12 -	1:33.713	+ 2.438	10:38:52.777
5 -	1:31.655	+ 0.380	10:27:28.535	13 -	1:31.662	+ 0.387	10:40:24.439
6 -	1:31.426	+ 0.151	10:28:59.961	14 -	1:32.454	+ 1.179	10:41:56.893
7 -	<b>1:31.275</b>		<b>10:30:31.236</b>	15 -	1:32.202	+ 0.927	10:43:29.095
8 -	1:31.359	+ 0.084	10:32:02.595	16 -	1:34.129	+ 2.854	10:45:03.224
<b>11</b>	<b>NAISMITH/YOUNG</b>		<b>B Austin A105</b>				
1 -	1:33.884	+ 2.041	10:22:07.611	8 -	1:36.019	+ 4.176	10:35:21.792
2 -	1:32.768	+ 0.925	10:23:40.379	9 -	1:35.923	+ 4.080	10:36:57.715
3 -	1:32.009	+ 0.166	10:25:12.388	10 -	1:36.809	+ 4.966	10:38:34.524
4 -	1:32.952	+ 1.109	10:26:45.340	11 -	1:36.717	+ 4.874	10:40:11.241
5 -	<b>1:31.843</b>		<b>10:28:17.183</b>	12 -	1:36.943	+ 5.100	10:41:48.184
6 -	3:49.937 P	+ 2:18.094	10:32:07.120	13 -	1:36.187	+ 4.344	10:43:24.371
7 -	1:38.653	+ 6.810	10:33:45.773	14 -	1:36.662	+ 4.819	10:45:01.033
<b>12</b>	<b>Richard FRANKEL</b>		<b>C Alfa Romeo Giulietta Berlina</b>				
1 -	1:54.327	+ 16.186	10:21:14.192	6 -	1:38.757	+ 0.616	10:32:39.908
2 -	1:48.139	+ 9.998	10:23:02.331	7 -	<b>1:38.141</b>		<b>10:34:18.049</b>
3 -	1:40.423	+ 2.282	10:24:42.754	8 -	1:40.273	+ 2.132	10:35:58.322
4 -	4:33.836 P	+ 2:55.695	10:29:16.590	9 -	1:42.414	+ 4.273	10:37:40.736
5 -	1:44.561	+ 6.420	10:31:01.151				
<b>20</b>	<b>CUNNINGHAM/WEBB</b>		<b>A Jaguar Mk1</b>				
1 -	1:51.215	+ 20.200	10:21:08.798	7 -	1:59.464 P	+ 28.449	10:33:33.314
2 -	1:33.373	+ 2.358	10:22:42.171	8 -	1:36.413	+ 5.398	10:35:09.727
3 -	1:34.249	+ 3.234	10:24:16.420	9 -	1:32.674	+ 1.659	10:36:42.401
4 -	3:59.566 P	+ 2:28.551	10:28:15.986	10 -	1:33.073	+ 2.058	10:38:15.474
5 -	1:43.392	+ 12.377	10:29:59.378	11 -	<b>1:31.015</b>		<b>10:39:46.489</b>
6 -	1:34.472	+ 3.457	10:31:33.850	12 -	1:31.616	+ 0.601	10:41:18.105
<b>21</b>	<b>Jim WOODLEY</b>		<b>B Austin A105</b>				
1 -	1:48.328	+ 7.438	10:22:36.872	8 -	1:43.880	+ 2.990	10:34:50.713
2 -	1:47.710	+ 6.820	10:24:24.582	9 -	1:44.016	+ 3.126	10:36:34.729
3 -	1:46.206	+ 5.316	10:26:10.788	10 -	1:42.971	+ 2.081	10:38:17.700
4 -	1:45.055	+ 4.165	10:27:55.843	11 -	1:42.539	+ 1.649	10:40:00.239
5 -	1:43.814	+ 2.924	10:29:39.657	12 -	1:41.705	+ 0.815	10:41:41.944
6 -	1:43.783	+ 2.893	10:31:23.440	13 -	<b>1:40.890</b>		<b>10:43:22.834</b>
7 -	1:43.393	+ 2.503	10:33:06.833	14 -	1:41.695	+ 0.805	10:45:04.529

Snetterton  
Circuit Length = 1.9520 miles  
Start: 10:18 End: 10:45

# Oldies but Goldies

## QUALIFYING - RACE 2 - LAP ANALYSIS

<b>23</b>	<b>HARRISON/TAFT</b>		<b>B Volvo Amazon</b>				
1 -	1:48.469	+ 17.244	10:21:17.468	9 -	1:34.157	+ 2.932	10:35:52.963
2 -	1:36.446	+ 5.221	10:22:53.914	10 -	1:32.797	+ 1.572	10:37:25.760
3 -	1:36.175	+ 4.950	10:24:30.089	11 -	1:31.765	+ 0.540	10:38:57.525
4 -	1:32.863	+ 1.638	10:26:02.952	12 -	1:31.999	+ 0.774	10:40:29.524
5 -	1:32.782	+ 1.557	10:27:35.734	13 -	1:32.292	+ 1.067	10:42:01.816
6 -	1:32.792	+ 1.567	10:29:08.526	14 -	1:32.283	+ 1.058	10:43:34.099
7 -	3:30.937 P	+ 1:59.712	10:32:39.463	15 -	<b>1:31.225</b>		<b>10:45:05.324</b>
8 -	1:39.343	+ 8.118	10:34:18.806				
<b>29</b>	<b>David GRIFFITHS</b>		<b>B Standard Vanguard III</b>				
1 -	1:40.822	+ 1.236	10:22:24.270	4 -	<b>1:39.586</b>		<b>10:27:24.762</b>
2 -	1:40.818	+ 1.232	10:24:05.088	5 -	1:40.135	+ 0.549	10:29:04.897
3 -	1:40.088	+ 0.502	10:25:45.176				
<b>30</b>	<b>Matthew MOORE</b>		<b>S Austin A40</b>				
1 -	1:49.790	+ 16.114	10:21:15.097	9 -	1:34.251	+ 0.575	10:34:08.418
2 -	1:38.192	+ 4.516	10:22:53.289	10 -	1:34.132	+ 0.456	10:35:42.550
3 -	1:38.167	+ 4.491	10:24:31.456	11 -	1:35.468	+ 1.792	10:37:18.018
4 -	1:37.245	+ 3.569	10:26:08.701	12 -	1:36.089	+ 2.413	10:38:54.107
5 -	1:36.944	+ 3.268	10:27:45.645	13 -	1:35.358	+ 1.682	10:40:29.465
6 -	1:35.944	+ 2.268	10:29:21.589	14 -	1:34.185	+ 0.509	10:42:03.650
7 -	1:37.175	+ 3.499	10:30:58.764	15 -	<b>1:33.676</b>		<b>10:43:37.326</b>
8 -	1:35.403	+ 1.727	10:32:34.167	16 -	1:35.270	+ 1.594	10:45:12.596
<b>45</b>	<b>Rob MANGER</b>		<b>S Austin A35</b>				
1 -	2:04.524	+ 24.498	10:21:16.871	5 -	<b>1:40.026</b>		<b>10:28:05.953</b>
2 -	1:45.667	+ 5.641	10:23:02.538	6 -	1:40.864	+ 0.838	10:29:46.817
3 -	1:42.941	+ 2.915	10:24:45.479	7 -	1:42.336	+ 2.310	10:31:29.153
4 -	1:40.448	+ 0.422	10:26:25.927	8 -	5:09.163 P	+ 3:29.137	10:36:38.316
<b>50</b>	<b>Peter BLANCHETT</b>		<b>B Austin A50</b>				
1 -	1:58.851	+ 9.827	10:21:10.320	3 -	<b>1:49.024</b>		<b>10:24:49.755</b>
2 -	1:50.411	+ 1.387	10:23:00.731				
<b>61</b>	<b>Michael PEET</b>		<b>C Sunbeam Rapier S3</b>				
1 -	1:53.733	+ 13.692	10:20:46.191	9 -	1:41.177	+ 1.136	10:34:29.160
2 -	1:45.720	+ 5.679	10:22:31.911	10 -	1:42.326	+ 2.285	10:36:11.486
3 -	1:42.847	+ 2.806	10:24:14.758	11 -	<b>1:40.041</b>		<b>10:37:51.527</b>
4 -	1:44.458	+ 4.417	10:25:59.216	12 -	1:40.112	+ 0.071	10:39:31.639
5 -	1:42.402	+ 2.361	10:27:41.618	13 -	1:40.165	+ 0.124	10:41:11.804
6 -	1:41.649	+ 1.608	10:29:23.267	14 -	1:42.662	+ 2.621	10:42:54.466
7 -	1:41.247	+ 1.206	10:31:04.514	15 -	1:41.892	+ 1.851	10:44:36.358
8 -	1:43.469	+ 3.428	10:32:47.983				
<b>69</b>	<b>Peter BURTON</b>		<b>A Jaguar Mk1</b>				
1 -	1:45.475	+ 8.835	10:20:33.351	6 -	1:37.799	+ 1.159	10:28:43.061
2 -	1:38.493	+ 1.853	10:22:11.844	7 -	2:55.294 P	+ 1:18.654	10:31:38.355
3 -	1:38.271	+ 1.631	10:23:50.115	8 -	1:40.980	+ 4.340	10:33:19.335
4 -	1:37.439	+ 0.799	10:25:27.554	9 -	<b>1:36.640</b>		<b>10:34:55.975</b>
5 -	1:37.708	+ 1.068	10:27:05.262	10 -	1:37.534	+ 0.894	10:36:33.509
<b>70</b>	<b>LOGUE/KEEN</b>		<b>A Jaguar Mk 7</b>				
1 -	1:46.221	+ 12.082	10:20:29.106	5 -	3:48.043 P	+ 2:13.904	10:29:13.747
2 -	1:39.928	+ 5.789	10:22:09.034	6 -	1:43.138	+ 8.999	10:30:56.885
3 -	1:38.281	+ 4.142	10:23:47.315	7 -	1:36.544	+ 2.405	10:32:33.429
4 -	1:38.389	+ 4.250	10:25:25.704	8 -	<b>1:34.139</b>		<b>10:34:07.568</b>
<b>124</b>	<b>Mike WRIGLEY</b>		<b>S Austin A35</b>				
1 -	1:35.168	+ 3.125	10:22:14.911	7 -	1:32.718	+ 0.675	10:31:35.911
2 -	1:33.823	+ 1.780	10:23:48.734	8 -	2:54.916 P	+ 1:22.873	10:34:30.827

Snetterton  
Circuit Length = 1.9520 miles  
Start: 10:18 End: 10:45


## Oldies but Goldies

### QUALIFYING - RACE 2 - LAP ANALYSIS

3 -	1:34.472	+ 2.429	10:25:23.206	9 -	1:39.897	+ 7.854	10:36:10.724
4 -	1:34.126	+ 2.083	10:26:57.332	10 -	<b>1:32.043</b>		<b>10:37:42.767</b>
5 -	1:33.089	+ 1.046	10:28:30.421	11 -	1:33.053	+ 1.010	10:39:15.820
6 -	1:32.772	+ 0.729	10:30:03.193	12 -	1:32.131	+ 0.088	10:40:47.951

Snetterton  
Circuit Length = 1.9520 miles  
Start: 10:18 End: 10:45

**Oldies but Goldies**  
**RACE 2 - GRID**

ROW 8	1:46.027 7   PRITCHARD/VAUGHAN	1:49.024 50   Peter BLANCHETT
ROW 7	1:40.041 61   Michael PEET	1:40.890 21   Jim WOODLEY
ROW 6	1:39.586 29   David GRIFFITHS	1:40.026 45   Rob MANGER
ROW 5	1:37.899 6   Henry MANN	1:38.141 12   Richard FRANKEL
ROW 4	1:34.139 70   LOGUE/KEEN	1:36.640 69   Peter BURTON
ROW 3	1:32.043 124   Mike WRIGLEY	1:33.676 30   Matthew MOORE
ROW 2	1:31.275 9   Mark DANIELL	1:31.843 11   NAISMITH/YOUNG
ROW 1	1:31.015 20   CUNNINGHAM/WEBB	1:31.225 23   HARRISON/TAFT
<b>Pole</b>		
		

Snetterton  
 Circuit Length = 1.9520 miles

**These results are provisional until the conclusion of any judicial and technical matters.**

Clerk of Course :		Timekeeper :
-------------------	--	--------------

# Oldies but Goldies

## RACE 2 - CLASSIFICATION

POS	NO	CL	NAME	ENTRY	LAPS	TIME	GAP	DIFF	MPH	BEST	ON
1	20	A	<b>CUNNINGHAM/WEBB</b>	Jaguar Mk1	13	20:22.070			74.75	1:32.960	9
2	9	S	<b>Mark DANIELL</b>	Austin A40	13	20:23.452	1.382	1.382	74.66	1:30.855	11
3	23	B	<b>HARRISON/TAFT</b>	Volvo Amazon	13	20:26.370	4.300	2.918	74.49	1:32.346	9
4	70	A	<b>LOGUE/KEEN</b>	Jaguar Mk 7	13	20:44.494	22.424	18.124	73.40	1:33.431	9
5	69	A	<b>Peter BURTON</b>	Jaguar Mk1	13	21:14.690	52.620	30.196	71.66	1:36.363	6
6	29	B	<b>David GRIFFITHS</b>	Standard Vanguard III	13	21:16.594	54.524	1.904	71.55	1:37.019	4
7	12	C	<b>Richard FRANKEL</b>	Alfa Romeo Giulietta Berlina	13	21:25.599	1:03.529	9.005	71.05	1:37.184	7
8	7	B	<b>PRITCHARD/VAUGHAN</b>	Ford Zephyr Mk1	12	20:31.684	1 lap	1 lap	68.46	1:40.467	5
9	61	C	<b>Michael PEET</b>	Sunbeam Rapier S3	12	20:44.073	1 lap	12.389	67.78	1:40.510	7

### NOT CLASSIFIED

DNF	30	S	<b>Matthew MOORE</b>	Austin A40	11	17:36.097	2 laps	1 lap	73.19	1:33.457	10
DNF	11	B	<b>NAISMITH/YOUNG</b>	Austin A105	10	16:17.586	3 laps	1 lap	71.88	1:36.636	5
DNF	124	S	<b>Mike WRIGLEY - Transponder n/</b>	Austin A35	6	9:35.463	7 laps	4 laps	73.26	1:34.286	2
DNF	21	B	<b>Jim WOODLEY</b>	Austin A105	6	10:22.588	7 laps	47.125	67.72	1:39.899	5
DNF	45	S	<b>Rob MANGER</b>	Austin A35	5	8:40.524	8 laps	1 lap	67.50	1:40.640	4

### FASTEST LAP

9	S	<b>Mark DANIELL</b>	Austin A40	11	1:30.855	77.34 mph	124.47 kph
23	B	<b>HARRISON/TAFT</b>	Volvo Amazon	9	1:32.346	76.09 mph	122.46 kph
20	A	<b>CUNNINGHAM/WEBB</b>	Jaguar Mk1	9	1:32.960	75.59 mph	121.65 kph
12	C	<b>Richard FRANKEL</b>	Alfa Romeo Giulietta Berlina	7	1:37.184	72.30 mph	116.36 kph

Car 124 - Transponder not working, fix before next race

Weather / Track : Sunny / Dry

These results are provisional until the conclusion of any judicial and technical matters.

Snetterton

Circuit Length = 1.9520 miles

Start: 14:04 End: 14:25

Clerk of Course :

Timekeeper :

**Oldies but Goldies**  
**RACE 2 - LAP CHART**

Lap 1			Lap 2			Lap 3			Lap 4			Lap 5		
No	Behind	Laptime	No	Behind	Laptime	No	Behind	Laptime	No	Behind	Laptime	No	Behind	Laptime
23		1:37.647	20		1:32.993	20		1:34.366	9		1:33.309	9		1:33.766
20	0.106	1:37.753	9	2.321	1:34.116	9	0.724	1:32.769	20	0.486	1:34.519	20	0.147	1:33.427
9	1.304	1:38.951	23	2.978	1:36.077	23	2.974	1:34.362	23	3.204	1:34.263	23	3.095	1:33.657
124	2.183	1:39.830	124	3.370	1:34.286	124	3.508	1:34.504	124	3.983	1:34.508	124	5.192	1:34.975
70	4.809	1:42.456	70	6.886	1:35.176	70	8.651	1:36.131	70	11.361	1:36.743	70	13.427	1:35.832
30	5.033	1:42.680	30	8.617	1:36.683	30	9.566	1:35.315	30	13.441	1:37.908	30	14.183	1:34.508
11	5.507	1:43.154	11	10.435	1:38.027	11	12.833	1:36.764	11	15.480	1:36.680	11	18.350	1:36.636
29	6.567	1:44.214	29	11.253	1:37.785	29	14.236	1:37.349	29	17.222	1:37.019	29	20.554	1:37.098
69	7.202	1:44.849	69	12.253	1:38.150	69	15.131	1:37.244	69	18.810	1:37.712	69	21.839	1:36.795
21	11.540	1:49.187	12	20.498	1:38.835	12	23.845	1:37.713	12	27.481	1:37.669	12	31.244	1:37.529
45	11.865	1:49.512	61	22.805	1:42.999	61	29.868	1:41.429	61	36.706	1:40.871	21	43.819	1:39.899
61	12.905	1:50.552	21	23.857	1:45.416	21	31.283	1:41.792	21	37.686	1:40.436	61	44.981	1:42.041
7	13.974	1:51.621	45	25.039	1:46.273	45	32.484	1:41.811	45	39.091	1:40.640	7	47.346	1:40.467
12	14.762	1:52.409	7	26.086	1:45.211	7	33.760	1:42.040	7	40.645	1:40.918	45	47.613	1:42.288

Snetterton  
Circuit Length = 1.9520 miles  
Start: 14:04 End: 14:25

**Oldies but Goldies**  
**RACE 2 - LAP CHART**

Lap 6			Lap 7			Lap 8			Lap 9			Lap 10		
No	Behind	Laptime	No	Behind	Laptime	No	Behind	Laptime	No	Behind	Laptime	No	Behind	Laptime
20		1:33.717	20		1:33.424	20		1:33.613	20		1:32.960	20		1:33.357
9	0.825	1:34.689	9	0.520	1:33.119	23	1.271	1:33.014	23	0.657	1:32.346	23	0.754	1:33.454
23	2.400	1:33.169	23	1.870	1:32.894	9	8.303	1:41.396	9	6.523	1:31.180	9	4.442	1:31.276
124	8.688	1:37.360	30	18.332	1:35.495	30	20.302	1:35.583	70	21.172	1:33.431	70	21.338	1:33.523
70	15.763	1:36.200	70	18.822	1:36.483	70	20.701	1:35.492	30	22.115	1:34.773	30	22.215	1:33.457
30	16.261	1:35.942	11	25.027	1:36.919	11	28.460	1:37.046	11	32.483	1:36.983	11	37.457	1:38.331
11	21.532	1:37.046	69	28.206	1:37.292	69	32.628	1:38.035	69	37.905	1:38.237	69	42.310	1:37.762
29	24.173	1:37.483	29	30.245	1:39.496	29	34.189	1:37.557	29	39.012	1:37.783	29	43.889	1:38.234
69	24.338	1:36.363	12	38.497	1:37.184	12	42.383	1:37.499	12	46.780	1:37.357	12	51.740	1:38.317
12	34.737	1:37.357	61	59.995	1:40.510	61	1:09.620	1:43.238	61	1:18.030	1:41.370	61	1:27.480	1:42.807
61	52.909	1:41.792	7	1:02.173	1:40.834	7	1:11.049	1:42.489	7	1:18.619	1:40.530	7	1:27.752	1:42.490
7	54.763	1:41.281												
21	55.813	1:45.858												


Snetterton  
Circuit Length = 1.9520 miles  
Start: 14:04 End: 14:25

**Oldies but Goldies**  
**RACE 2 - LAP CHART**

Lap 11			Lap 12			Lap 13		
No	Behind	Laptime	No	Behind	Laptime	No	Behind	Laptime
20		1:33.402	20		1:34.867	20		1:33.672
23	1.690	1:34.338	9	0.952	1:33.924	9	1.382	1:34.102
9	1.895	1:30.855	23	1.017	1:34.194	23	4.300	1:36.955
70	21.702	1:33.766	7	1 LAP	1:41.874	7	1 LAP	1:41.929
30	22.566	1:33.753	61	1 LAP	1:45.947	61	1 LAP	1:50.517
69	47.122	1:38.214	70	20.513	1:33.678	70	22.424	1:35.583
29	48.621	1:38.134	69	49.676	1:37.421	69	52.620	1:36.616
12	56.046	1:37.708	29	51.172	1:37.418	29	54.524	1:37.024
			12	59.310	1:38.131	12	1:03.529	1:37.891

Snetterton  
 Circuit Length = 1.9520 miles  
 Start: 14:04 End: 14:25

**Oldies but Goldies**  
**RACE 4 - GRID**

ROW 7	21 Jim WOODLEY	45 Rob MANGER
ROW 6	11 NAISMITH/YOUNG	124 Mike WRIGLEY
ROW 5	61 Michael PEET	30 Matthew MOORE
ROW 4	12 Richard FRANKEL	7 PRITCHARD/VAUGHAN
ROW 3	69 Peter BURTON	29 David GRIFFITHS
ROW 2	23 HARRISON/TAFT	70 LOGUE/KEEN
ROW 1	20 CUNNINGHAM/WEBB	9 Mark DANIELL
<b>Pole</b>		
		

Snetterton  
 Circuit Length = 1.9520 miles

**These results are provisional until the conclusion of any judicial and technical matters.**

Clerk of Course :		Timekeeper :

# Oldies but Goldies

## RACE 4 - CLASSIFICATION

POS	NO	CL	NAME	ENTRY	LAPS	TIME	GAP	DIFF	MPH	BEST	ON
1	20	A	<b>CUNNINGHAM/WEBB</b>	Jaguar Mk1	17	26:10.031			76.08	1:31.049	12
2	23	B	<b>HARRISON/TAFT</b>	Volvo Amazon	17	26:15.289	<b>5.258</b>	5.258	75.83	1:31.461	10
3	30	S	<b>Matthew MOORE</b>	Austin A40	17	27:16.989	<b>1:06.958</b>	1:01.700	72.97	1:33.209	13
4	69	A	<b>Peter BURTON</b>	Jaguar Mk1	17	27:29.760	<b>1:19.729</b>	12.771	72.41	1:35.529	10
5	29	B	<b>David GRIFFITHS</b>	Standard Vanguard III	17	27:40.721	<b>1:30.690</b>	10.961	71.93	1:36.026	4
6	12	C	<b>Richard FRANKEL</b>	Alfa Romeo Giulietta Berlina	16	26:26.246	<b>1 lap</b>	1 lap	70.88	1:37.373	9
7	70	A	<b>LOGUE/KEEN</b>	Jaguar Mk 7	16	26:29.857	<b>1 lap</b>	3.611	70.71	1:37.150	11
8	45	S	<b>Rob MANGER</b>	Austin A35	16	26:55.703	<b>1 lap</b>	25.846	69.58	1:39.115	6
9	21	B	<b>Jim WOODLEY</b>	Austin A105	16	27:00.198	<b>1 lap</b>	4.495	69.39	1:37.820	14
10	61	C	<b>Michael PEET</b>	Sunbeam Rapier S3	16	27:09.806	<b>1 lap</b>	9.608	68.98	1:38.778	8
11	7	B	<b>PRITCHARD/VAUGHAN</b>	Ford Zephyr Mk1	16	27:51.263	<b>1 lap</b>	41.457	67.27	1:42.201	15
NOT CLASSIFIED											
DNF	11	B	<b>NAISMITH/YOUNG</b>	Austin A105	14	21:59.280	<b>3 laps</b>	2 laps	74.57	1:32.792	6
DNF	9	S	<b>Mark DANIELL</b>	Austin A40	10	15:26.021	<b>7 laps</b>	4 laps	75.88	1:31.112	7
FASTEST LAP											
	20	A	<b>CUNNINGHAM/WEBB</b>	Jaguar Mk1	12	1:31.049			77.17 mph	124.20 kph	
	9	S	<b>Mark DANIELL</b>	Austin A40	7	1:31.112			77.12 mph	124.12 kph	
	23	B	<b>HARRISON/TAFT</b>	Volvo Amazon	10	1:31.461			76.83 mph	123.64 kph	
	12	C	<b>Richard FRANKEL</b>	Alfa Romeo Giulietta Berlina	9	1:37.373			72.16 mph	116.14 kph	

Weather / Track : Sunny / Dry  
 These results are provisional until the conclusion of any judicial and technical matters.

Snetterton  
 Circuit Length = 1.9520 miles  
 Start: 15:37 End: 16:05

Clerk of Course :	Timekeeper :
-------------------	--------------

**Oldies but Goldies**  
**RACE 4 - LAP CHART**

Lap 1			Lap 2			Lap 3			Lap 4			Lap 5		
No	Behind	Laptime	No	Behind	Laptime	No	Behind	Laptime	No	Behind	Laptime	No	Behind	Laptime
20		1:36.479	20		1:32.794	20		1:32.239	20		1:32.159	20		1:31.997
23	1.945	1:38.424	23	1.943	1:32.792	23	2.058	1:32.354	23	2.470	1:32.571	9	2.313	1:31.817
9	2.430	1:38.909	9	2.963	1:33.327	9	2.980	1:32.256	9	2.493	1:31.672	23	3.732	1:33.259
11	6.823	1:43.302	11	7.115	1:33.086	11	8.561	1:33.685	11	9.643	1:33.241	11	10.614	1:32.968
69	8.804	1:45.283	69	13.564	1:37.554	30	17.745	1:35.567	69	23.363	1:37.721	69	27.415	1:36.049
70	9.311	1:45.790	30	14.417	1:36.875	69	17.801	1:36.476	30	23.603	1:38.017	30	27.801	1:36.195
30	10.336	1:46.815	29	16.411	1:38.748	29	20.808	1:36.636	29	24.675	1:36.026	29	29.321	1:36.643
29	10.457	1:46.936	70	17.336	1:40.819	12	24.763	1:39.239	70	30.381	1:37.649	70	36.632	1:38.248
12	10.900	1:47.379	12	17.763	1:39.657	70	24.891	1:39.794	12	32.587	1:39.983	12	38.507	1:37.917
21	12.300	1:48.779	21	20.833	1:41.327	21	30.859	1:42.265	45	39.810	1:40.091	45	47.613	1:39.800
45	15.736	1:52.215	45	23.677	1:40.735	45	31.878	1:40.440	21	40.171	1:41.471	21	49.925	1:41.751
7	16.082	1:52.561	61	27.418	1:42.773	61	36.003	1:40.824	61	43.907	1:40.063	61	51.421	1:39.511
61	17.439	1:53.918	7	28.688	1:45.400	7	41.120	1:44.671	7	52.998	1:44.037	7	1:05.785	1:44.784

Snetterton  
Circuit Length = 1.9520 miles  
Start: 15:37 End: 16:05

**Oldies but Goldies**  
**RACE 4 - LAP CHART**

Lap 6			Lap 7			Lap 8			Lap 9			Lap 10		
No	Behind	Laptime	No	Behind	Laptime	No	Behind	Laptime	No	Behind	Laptime	No	Behind	Laptime
20		1:31.577	20		1:31.725	20		1:32.849	9		1:32.052	9		1:32.069
9	2.125	1:31.389	9	1.512	1:31.112	9	0.081	1:31.418	20	0.450	1:32.583	20	0.645	1:32.264
23	4.081	1:31.926	23	4.399	1:32.043	23	3.656	1:32.106	23	3.666	1:32.143	23	3.058	1:31.461
11	11.829	1:32.792	11	13.403	1:33.299	11	13.557	1:33.003	7	1 LAP	1:44.486	11	16.940	1:34.107
69	32.044	1:36.206	69	36.800	1:36.481	30	40.057	1:34.921	11	14.902	1:33.478	7	1 LAP	1:43.940
29	34.305	1:36.561	30	37.985	1:34.767	69	40.293	1:36.342	69	44.291	1:36.131	69	47.751	1:35.529
30	34.943	1:38.719	29	40.179	1:37.599	29	44.290	1:36.960	30	47.421	1:39.497	30	50.041	1:34.689
70	43.949	1:38.894	70	52.355	1:40.131	12	57.527	1:37.998	29	48.996	1:36.839	29	53.290	1:36.363
12	44.788	1:37.858	12	52.378	1:39.315	70	59.493	1:39.987	12	1:02.767	1:37.373	12	1:09.116	1:38.418
45	55.151	1:39.115	45	1:03.049	1:39.623	45	1:09.923	1:39.723	70	1:05.996	1:38.636	70	1:11.975	1:38.048
21	59.145	1:40.797	61	1:11.397	1:40.533	61	1:17.326	1:38.778	45	1:18.490	1:40.700	45	1:27.714	1:41.293
61	1:02.589	1:42.745	21	1:13.948	1:46.528	21	1:22.760	1:41.661	61	1:26.324	1:41.131			
7	1:18.154	1:43.946	7	1:30.163	1:43.734				21	1:30.176	1:39.549			

Snetterton  
Circuit Length = 1.9520 miles  
Start: 15:37 End: 16:05

**Oldies but Goldies**  
**RACE 4 - LAP CHART**

Lap 11			Lap 12			Lap 13			Lap 14			Lap 15		
No	Behind	Laptime	No	Behind	Laptime	No	Behind	Laptime	No	Behind	Laptime	No	Behind	Laptime
20		1:31.809	20		1:31.049	20		1:31.423	20		1:32.154	20		1:32.328
61	1 LAP	1:39.910	23	4.289	1:33.098	23	4.629	1:31.763	23	4.875	1:32.400	12	1 LAP	1:38.155
23	2.240	1:31.636	45	1 LAP	1:41.741	45	1 LAP	1:40.116	45	1 LAP	1:40.453	23	4.404	1:31.857
21	1 LAP	1:42.036	61	1 LAP	1:40.094	61	1 LAP	1:43.628	11	26.179	1:33.921	70	1 LAP	1:39.777
11	18.881	1:34.395	21	1 LAP	1:40.138	11	24.412	1:33.891	61	1 LAP	1:40.069	45	1 LAP	1:39.548
7	1 LAP	1:43.813	11	21.944	1:34.112	21	1 LAP	1:40.438	21	1 LAP	1:37.994	21	1 LAP	1:37.820
69	51.748	1:36.451	7	1 LAP	1:42.972	7	1 LAP	1:43.006	30	1:00.614	1:34.623	61	1 LAP	1:40.011
30	52.119	1:34.532	30	56.359	1:35.289	30	58.145	1:33.209	69	1:05.870	1:36.449	30	1:02.650	1:34.364
29	57.897	1:37.061	69	56.893	1:36.194	69	1:01.575	1:36.105	7	1 LAP	1:45.428	69	1:10.446	1:36.904
12	1:15.357	1:38.695	29	1:04.136	1:37.288	29	1:10.131	1:37.418	29	1:15.147	1:37.170	7	1 LAP	1:43.345
70	1:16.671	1:37.150	12	1:22.912	1:38.604	12	1:29.704	1:38.215				29	1:21.040	1:38.221
			70	1:23.412	1:37.790	70	1:31.440	1:39.451						

Snetterton  
Circuit Length = 1.9520 miles  
Start: 15:37 End: 16:05

**Oldies but Goldies**  
**RACE 4 - LAP CHART**

Lap 16			Lap 17		
No	Behind	Laptime	No	Behind	Laptime
20		1:31.957	20		1:32.645
23	5.037	1:32.590	23	5.258	1:32.866
12	1 LAP	1:38.003	12	1 LAP	1:39.437
70	1 LAP	1:39.252	70	1 LAP	1:38.441
45	1 LAP	1:40.409	45	1 LAP	1:39.701
21	1 LAP	1:38.359	21	1 LAP	1:39.285
61	1 LAP	1:44.488	61	1 LAP	1:41.330
30	1:05.020	1:34.327	30	1:06.958	1:34.583
69	1:14.886	1:36.397	69	1:19.729	1:37.488
29	1:26.028	1:36.945	29	1:30.690	1:37.307
7	1 LAP	1:42.201	7	1 LAP	1:42.939

Snetterton  
 Circuit Length = 1.9520 miles  
 Start: 15:37 End: 16:05

# Oldies but Goldies

## RACES 2 + 4 - COMBINED RACE CLASSIFICATION

POS	NO	CL	NAME	ENTRY	TOTAL		RACE 1		RACE 2	
					LAPS	TIME	LAPS	TIME	LAPS	TIME
1	20	A	<b>CUNNINGHAM/WEBB</b>	Jaguar Mk1	30	<b>46:32.101</b>	13	20:22.070	17	26:10.031
2	23	B	<b>HARRISON/TAFT</b>	Volvo Amazon	30	<b>46:41.659</b>	13	20:26.370	17	26:15.289
3	69	A	<b>Peter BURTON</b>	Jaguar Mk1	30	<b>48:44.450</b>	13	21:14.690	17	27:29.760
4	29	B	<b>David GRIFFITHS</b>	Standard Vanguard III	30	<b>48:57.315</b>	13	21:16.594	17	27:40.721
5	70	A	<b>LOGUE/KEEN</b>	Jaguar Mk 7	29	<b>47:14.351</b>	13	20:44.494	16	26:29.857
6	12	C	<b>Richard FRANKEL</b>	Alfa Romeo Giulietta Berlina	29	<b>47:51.845</b>	13	21:25.599	16	26:26.246
7	30	S	<b>Matthew MOORE</b>	Austin A40	28	<b>44:53.086</b>	11	17:36.097	17	27:16.989
8	61	C	<b>Michael PEET</b>	Sunbeam Rapier S3	28	<b>47:53.879</b>	12	20:44.073	16	27:09.806
9	7	B	<b>PRITCHARD/VAUGHAN</b>	Ford Zephyr MkI	28	<b>48:22.947</b>	12	20:31.684	16	27:51.263
10	11	B	<b>NAISMITH/YOUNG</b>	Austin A105	24	<b>38:16.866</b>	10	16:17.586	14	21:59.280
11	9	S	<b>Mark DANIELL</b>	Austin A40	23	<b>35:49.473</b>	13	20:23.452	10	15:26.021
12	21	B	<b>Jim WOODLEY</b>	Austin A105	22	<b>37:22.786</b>	6	10:22.588	16	27:00.198
13	45	S	<b>Rob MANGER</b>	Austin A35	21	<b>35:36.227</b>	5	8:40.524	16	26:55.703
14	124	S	<b>Mike WRIGLEY</b>	Austin A35	6	<b>9:35.463</b>	6	9:35.463		

Snetterton  
Circuit Length = 1.9520 miles  
Start: 15:37 End: 16:05

These results are provisional until the conclusion of any judicial and technical matters.

Clerk of Course :		Timekeeper :
-------------------	--	--------------

## Stars of the 70s with Touring 70s

### QUALIFYING - RACE 5 - CLASSIFICATION

POS	NO	CL	NAME	ENTRY	TIME	ON	LAPS	GAP	DIFF	MPH
1	3	2A	<b>WOODMAN/COX</b>	Ford Cologne Capri	<b>1:19.634</b>	16	17			88.24
2	30	2D	<b>Mike WRIGLEY</b>	Ford Escort	<b>1:19.679</b>	4	8	<b>0.045</b>	0.045	88.19
3	1	2A	<b>Chris SCRAGG</b>	Jaguar XJ12 Coupe	<b>1:19.831</b>	9	11	<b>0.197</b>	0.152	88.02
4	93	2A	<b>YOUNG/PERRYMAN</b>	BMW CSL	<b>1:20.182</b>	16	17	<b>0.548</b>	0.351	87.63
5	68	2B	<b>Mark WRIGHT</b>	Ford Escort Mk2	<b>1:22.714</b>	10	10	<b>3.080</b>	2.532	84.95
6	27	2D	<b>Laki CHRISTOFOROU</b>	Ford Escort Mk 1 RS 1600	<b>1:22.940</b>	6	12	<b>3.306</b>	0.226	84.72
7	40	2D	<b>Mike BELL</b>	Ford Escort Mk 1 RS 1600	<b>1:22.988</b>	6	11	<b>3.354</b>	0.048	84.67
8	91	Inv	<b>BANKS/BANKS</b>	Alfa Romeo 1966	<b>1:24.580</b>	6	17	<b>4.946</b>	1.592	83.08
9	16	2D	<b>Eric WOOLLEY</b>	Ford Escort	<b>1:26.021</b>	4	5	<b>6.387</b>	1.441	81.69
10	18	TCB	<b>Chris CLARKSON</b>	BMW 2002	<b>1:29.264</b>	5	17	<b>9.630</b>	3.243	78.72
11	33		<b>Mark BATES</b>	Porsche 911 ST	<b>1:30.042</b>	12	16	<b>10.408</b>	0.778	78.04
12	35	C1	<b>DRABBLE/DRABBLE</b>	Turner 1650	<b>1:31.723</b>	3	14	<b>12.089</b>	1.681	76.61
13	43	TCA	<b>Tom POCHCIOL</b>	Ford Capri	<b>1:31.928</b>	5	16	<b>12.294</b>	0.205	76.44
14	6	TCA	<b>HALLFORD/CRUDGINGTON</b>	Chevrolet Camaro Z28	<b>1:32.390</b>	2	4	<b>12.756</b>	0.462	76.05

Snetterton  
 Circuit Length = 1.9520 miles  
 Start: 10:55 End: 11:22

**These results are provisional until the conclusion of any judicial and technical matters.**

Clerk of Course :		Timekeeper :
-------------------	--	--------------

**Stars of the 70s with Touring 70s**  
**QUALIFYING - RACE 5 - LAP ANALYSIS**

<b>1</b>	<b>Chris SCRAGG</b> 2A Jaguar XJ12 Coupe						
1 -	1:43.361	+ 23.530	10:57:32.628	7 -	1:21.237	+ 1.406	11:07:19.397
2 -	1:30.691	+ 10.860	10:59:03.319	8 -	1:22.582	+ 2.751	11:08:41.979
3 -	1:25.825	+ 5.994	11:00:29.144	9 -	<b>1:19.831</b>		<b>11:10:01.810</b>
4 -	2:40.060 P	+ 1:20.229	11:03:09.204	10 -	1:21.955	+ 2.124	11:11:23.765
5 -	1:26.738	+ 6.907	11:04:35.942	11 -	1:24.071	+ 4.240	11:12:47.836
6 -	1:22.218	+ 2.387	11:05:58.160				
<b>3</b>	<b>WOODMAN/COX</b> 2A Ford Cologne Capri						
1 -	1:40.075	+ 20.441	10:57:42.998	10 -	1:31.175	+ 11.541	11:12:09.064
2 -	1:28.080	+ 8.446	10:59:11.078	11 -	1:22.204	+ 2.570	11:13:31.268
3 -	1:25.542	+ 5.908	11:00:36.620	12 -	1:20.474	+ 0.840	11:14:51.742
4 -	1:22.966	+ 3.332	11:01:59.586	13 -	1:20.928	+ 1.294	11:16:12.670
5 -	1:22.090	+ 2.456	11:03:21.676	14 -	1:20.838	+ 1.204	11:17:33.508
6 -	1:22.295	+ 2.661	11:04:43.971	15 -	1:20.179	+ 0.545	11:18:53.687
7 -	1:21.755	+ 2.121	11:06:05.726	16 -	<b>1:19.634</b>		<b>11:20:13.321</b>
8 -	1:21.667	+ 2.033	11:07:27.393	17 -	1:19.725	+ 0.091	11:21:33.046
9 -	3:10.496 P	+ 1:50.862	11:10:37.889				
<b>6</b>	<b>HALLFORD/CRUDGINGTON</b> TCA Chevrolet Camaro Z28						
1 -	1:48.373	+ 15.983	10:58:01.267	3 -	18:41.929 P	+ 17:09.539	11:18:15.586
2 -	<b>1:32.390</b>		<b>10:59:33.657</b>	4 -	1:48.853	+ 16.463	11:20:04.439
<b>16</b>	<b>Eric WOOLLEY</b> 2D Ford Escort						
1 -	1:43.418	+ 17.397	10:57:41.769	4 -	<b>1:26.021</b>		<b>11:02:08.176</b>
2 -	1:31.342	+ 5.321	10:59:13.111	5 -	1:26.511	+ 0.490	11:03:34.687
3 -	1:29.044	+ 3.023	11:00:42.155				
<b>18</b>	<b>Chris CLARKSON</b> TCB BMW 2002						
1 -	1:43.062	+ 13.798	10:57:43.321	10 -	1:30.429	+ 1.165	11:11:23.923
2 -	1:33.346	+ 4.082	10:59:16.667	11 -	1:32.363	+ 3.099	11:12:56.286
3 -	1:31.315	+ 2.051	11:00:47.982	12 -	1:34.738	+ 5.474	11:14:31.024
4 -	1:30.264	+ 1.000	11:02:18.246	13 -	1:31.889	+ 2.625	11:16:02.913
5 -	<b>1:29.264</b>		<b>11:03:47.510</b>	14 -	1:32.042	+ 2.778	11:17:34.955
6 -	1:33.409	+ 4.145	11:05:20.919	15 -	1:30.405	+ 1.141	11:19:05.360
7 -	1:31.095	+ 1.831	11:06:52.014	16 -	1:30.748	+ 1.484	11:20:36.108
8 -	1:31.116	+ 1.852	11:08:23.130	17 -	1:30.688	+ 1.424	11:22:06.796
9 -	1:30.364	+ 1.100	11:09:53.494				
<b>27</b>	<b>Laki CHRISTOFOROU</b> 2D Ford Escort Mk 1 RS 1600						
1 -	1:44.043	+ 21.103	10:57:38.740	7 -	1:22.984	+ 0.044	11:06:10.934
2 -	1:31.221	+ 8.281	10:59:09.961	8 -	1:23.974	+ 1.034	11:07:34.908
3 -	1:26.524	+ 3.584	11:00:36.485	9 -	1:23.635	+ 0.695	11:08:58.543
4 -	1:25.086	+ 2.146	11:02:01.571	10 -	1:25.724	+ 2.784	11:10:24.267
5 -	1:23.439	+ 0.499	11:03:25.010	11 -	5:18.628 P	+ 3:55.688	11:15:42.895
6 -	<b>1:22.940</b>		<b>11:04:47.950</b>	12 -	1:31.041	+ 8.101	11:17:13.936
<b>30</b>	<b>Mike WRIGLEY</b> 2D Ford Escort						
1 -	1:25.012	+ 5.333	10:59:33.813	5 -	5:58.291 P	+ 4:38.612	11:09:35.352
2 -	1:23.664	+ 3.985	11:00:57.477	6 -	2:44.646	+ 1:24.967	11:12:19.998
3 -	1:19.905	+ 0.226	11:02:17.382	7 -	1:27.234	+ 7.555	11:13:47.232
4 -	<b>1:19.679</b>		<b>11:03:37.061</b>	8 -	1:20.859	+ 1.180	11:15:08.091
<b>33</b>	<b>Mark BATES</b> Porsche 911 ST						
1 -	1:49.598	+ 19.556	10:59:08.386	9 -	1:30.758	+ 0.716	11:11:27.595
2 -	1:35.555	+ 5.513	11:00:43.941	10 -	1:30.117	+ 0.075	11:12:57.712
3 -	1:32.607	+ 2.565	11:02:16.548	11 -	1:32.277	+ 2.235	11:14:29.989
4 -	1:32.870	+ 2.828	11:03:49.418	12 -	<b>1:30.042</b>		<b>11:16:00.031</b>
5 -	1:35.750	+ 5.708	11:05:25.168	13 -	1:30.757	+ 0.715	11:17:30.788
6 -	1:30.428	+ 0.386	11:06:55.596	14 -	1:30.082	+ 0.040	11:19:00.870
7 -	1:30.430	+ 0.388	11:08:26.026	15 -	1:30.374	+ 0.332	11:20:31.244
8 -	1:30.811	+ 0.769	11:09:56.837	16 -	1:30.702	+ 0.660	11:22:01.946

Snetterton  
Circuit Length = 1.9520 miles  
Start: 10:55 End: 11:22

# Stars of the 70s with Touring 70s


## QUALIFYING - RACE 5 - LAP ANALYSIS

<b>35</b>	<b>DRABBLE/DRABBLE</b>		C1 Turner 1650				
1 -	1:47.580	+ 15.857	10:58:02.074	8 -	1:43.364	+ 11.641	11:10:49.104
2 -	1:35.303	+ 3.580	10:59:37.377	9 -	1:40.102	+ 8.379	11:12:29.206
3 -	<b>1:31.723</b>		<b>11:01:09.100</b>	10 -	2:02.295	+ 30.572	11:14:31.501
4 -	1:32.142	+ 0.419	11:02:41.242	11 -	1:45.098	+ 13.375	11:16:16.599
5 -	2:46.487 P	+ 1:14.764	11:05:27.729	12 -	1:42.471	+ 10.748	11:17:59.070
6 -	1:51.907	+ 20.184	11:07:19.636	13 -	2:04.538	+ 32.815	11:20:03.608
7 -	1:46.104	+ 14.381	11:09:05.740	14 -	1:51.992	+ 20.269	11:21:55.600
<b>40</b>	<b>Mike BELL</b>		2D Ford Escort Mk 1 RS 1600				
1 -	1:39.132	+ 16.144	10:57:48.239	7 -	1:23.067	+ 0.079	11:08:26.934
2 -	1:27.958	+ 4.970	10:59:16.197	8 -	1:24.798	+ 1.810	11:09:51.732
3 -	1:25.851	+ 2.863	11:00:42.048	9 -	1:27.290	+ 4.302	11:11:19.022
4 -	3:29.440 P	+ 2:06.452	11:04:11.488	10 -	1:32.255	+ 9.267	11:12:51.277
5 -	1:29.391	+ 6.403	11:05:40.879	11 -	1:34.963	+ 11.975	11:14:26.240
6 -	<b>1:22.988</b>		<b>11:07:03.867</b>				
<b>43</b>	<b>Tom POCHCIOL</b>		TCA Ford Capri				
1 -	1:45.127	+ 13.199	10:57:41.071	9 -	1:32.860	+ 0.932	11:10:24.476
2 -	1:49.634	+ 17.706	10:59:30.705	10 -	1:33.505	+ 1.577	11:11:57.981
3 -	1:34.410	+ 2.482	11:01:05.115	11 -	1:33.841	+ 1.913	11:13:31.822
4 -	1:32.709	+ 0.781	11:02:37.824	12 -	1:32.489	+ 0.561	11:15:04.311
5 -	<b>1:31.928</b>		<b>11:04:09.752</b>	13 -	1:32.221	+ 0.293	11:16:36.532
6 -	1:34.740	+ 2.812	11:05:44.492	14 -	1:32.028	+ 0.100	11:18:08.560
7 -	1:32.776	+ 0.848	11:07:17.268	15 -	1:33.515	+ 1.587	11:19:42.075
8 -	1:34.348	+ 2.420	11:08:51.616	16 -	1:32.259	+ 0.331	11:21:14.334
<b>68</b>	<b>Mark WRIGHT</b>		2B Ford Escort Mk2				
1 -	1:44.636	+ 21.922	10:57:32.750	6 -	1:32.574	+ 9.860	11:12:11.206
2 -	1:40.497	+ 17.783	10:59:13.247	7 -	1:23.561	+ 0.847	11:13:34.767
3 -	1:34.600	+ 11.886	11:00:47.847	8 -	1:22.924	+ 0.210	11:14:57.691
4 -	1:32.349	+ 9.635	11:02:20.196	9 -	1:23.469	+ 0.755	11:16:21.160
5 -	8:18.436 P	+ 6:55.722	11:10:38.632	10 -	<b>1:22.714</b>		<b>11:17:43.874</b>
<b>91</b>	<b>BANKS/BANKS</b>		Inv Alfa Romeo 1966				
1 -	1:42.101	+ 17.521	10:57:33.606	10 -	1:29.073	+ 4.493	11:11:48.450
2 -	1:28.739	+ 4.159	10:59:02.345	11 -	1:27.926	+ 3.346	11:13:16.376
3 -	1:26.157	+ 1.577	11:00:28.502	12 -	1:28.268	+ 3.688	11:14:44.644
4 -	1:25.667	+ 1.087	11:01:54.169	13 -	1:27.976	+ 3.396	11:16:12.620
5 -	1:25.084	+ 0.504	11:03:19.253	14 -	1:28.278	+ 3.698	11:17:40.898
6 -	<b>1:24.580</b>		<b>11:04:43.833</b>	15 -	1:27.621	+ 3.041	11:19:08.519
7 -	1:26.117	+ 1.537	11:06:09.950	16 -	1:27.580	+ 3.000	11:20:36.099
8 -	2:34.656 P	+ 1:10.076	11:08:44.606	17 -	1:26.299	+ 1.719	11:22:02.398
9 -	1:34.771	+ 10.191	11:10:19.377				
<b>93</b>	<b>YOUNG/PERRYMAN</b>		2A BMW CSL				
1 -	1:39.918	+ 19.736	10:57:25.515	10 -	3:36.082 P	+ 2:15.900	11:11:56.324
2 -	1:23.624	+ 3.442	10:58:49.139	11 -	1:32.068	+ 11.886	11:13:28.392
3 -	1:20.654	+ 0.472	11:00:09.793	12 -	1:21.841	+ 1.659	11:14:50.233
4 -	1:21.593	+ 1.411	11:01:31.386	13 -	1:22.301	+ 2.119	11:16:12.534
5 -	1:21.520	+ 1.338	11:02:52.906	14 -	1:21.710	+ 1.528	11:17:34.244
6 -	1:21.496	+ 1.314	11:04:14.402	15 -	1:21.216	+ 1.034	11:18:55.460
7 -	1:21.040	+ 0.858	11:05:35.442	16 -	<b>1:20.182</b>		<b>11:20:15.642</b>
8 -	1:22.994	+ 2.812	11:06:58.436	17 -	1:20.197	+ 0.015	11:21:35.839
9 -	1:21.806	+ 1.624	11:08:20.242				

Snetterton  
Circuit Length = 1.9520 miles  
Start: 10:55 End: 11:22

# Stars of the 70s with Touring 70s

## RACE 5 - GRID

ROW 7	1:31.928 43 Tom POCHCIOL	1:32.390 6 HALLFORD/CRUDGINGTON
ROW 6	1:30.042 33 Mark BATES	1:31.723 35 DRABBLE/DRABBLE
ROW 5	1:26.021 16 Eric WOOLLEY	1:29.264 18 Chris CLARKSON
ROW 4	1:22.988 40 Mike BELL	1:24.580 91 BANKS/BANKS
ROW 3	1:22.714 68 Mark WRIGHT	1:22.940 27 Laki CHRISTOFOROU
ROW 2	1:19.831 1 Chris SCRAGG	1:20.182 93 YOUNG/PERRYMAN
ROW 1	1:19.634 3 WOODMAN/COX	1:19.679 30 Mike WRIGLEY
<b>Pole</b>		
		

Snetterton  
Circuit Length = 1.9520 miles

**These results are provisional until the conclusion of any judicial and technical matters.**

Clerk of Course :		Timekeeper :
-------------------	--	--------------

# Stars of the 70s with Touring 70s

## RACE 5 - CLASSIFICATION

POS	NO	CL	NAME	ENTRY	LAPS	TIME	GAP	DIFF	MPH	BEST	ON
1	30	2D	Mike WRIGLEY	Ford Escort	32	45:52.326			81.70	1:20.131	4
2	93	2A	YOUNG/PERRYMAN	BMW CSL	32	46:10.362	18.036	18.036	81.16	1:20.439	4
3	3	2A	WOODMAN/COX	Ford Cologne Capri	32	46:10.383	18.057	0.021	81.16	1:20.348	3
4	16	2D	Eric WOOLLEY	Ford Escort	31	46:23.397	1 lap	1 lap	78.26	1:24.546	25
5	91	Inv	BANKS/BANKS	Alfa Romeo 1966	31	46:55.919	1 lap	32.522	77.36	1:24.525	3
6	33		Mark BATES	Porsche 911 ST	29	46:04.501	3 laps	2 laps	73.71	1:28.747	23
7	43	TCA	Tom POCHCIOL	Ford Capri	29	46:29.712	3 laps	25.211	73.04	1:29.968	2
8	18	TCB	Chris CLARKSON	BMW 2002	29	46:31.196	3 laps	1.484	73.01	1:31.201	24
9	35	C1	DRABBLE/DRABBLE	Turner 1650	15	27:00.734	17 laps	14 laps	65.03	1:31.690	3
10	68	2B	Mark WRIGHT	Ford Escort Mk2	11	16:06.633	21 laps	4 laps	79.96	1:23.898	2

### NOT CLASSIFIED

DNC	40	2D	Mike BELL	Ford Escort Mk 1 RS 1600	10	14:38.343	22 laps	1 lap	80.00	1:25.158	3
DNC	27	2D	Laki CHRISTOFOROU	Ford Escort Mk 1 RS 1600	6	8:47.067	26 laps	4 laps	79.99	1:23.554	2
DNC	6	TCA	HALLFORD/CRUDGINGTON	Chevrolet Camaro Z28	2	3:22.861	30 laps	4 laps	69.28	1:40.449	2
DNC	1	2A	Chris SCRAGG	Jaguar XJ12 Coupe	2	5:02.133	30 laps	1:39.272	46.51		

### FASTEST LAP

30	2D	Mike WRIGLEY	Ford Escort	4	1:20.131	87.69 mph	141.13 kph
3	2A	WOODMAN/COX	Ford Cologne Capri	3	1:20.348	87.45 mph	140.75 kph
68	2B	Mark WRIGHT	Ford Escort Mk2	2	1:23.898	83.75 mph	134.79 kph
91	Inv	BANKS/BANKS	Alfa Romeo 1966	3	1:24.525	83.13 mph	133.79 kph
33		Mark BATES	Porsche 911 ST	23	1:28.747	79.18 mph	127.43 kph
43	TCA	Tom POCHCIOL	Ford Capri	2	1:29.968	78.10 mph	125.70 kph
18	TCB	Chris CLARKSON	BMW 2002	24	1:31.201	77.05 mph	124.00 kph
35	C1	DRABBLE/DRABBLE	Turner 1650	3	1:31.690	76.63 mph	123.33 kph

Weather / Track : Sunny / Dry

These results are provisional until the conclusion of any judicial and technical matters.

Snetterton

Circuit Length = 1.9520 miles

Start: 16:16 End: 17:03

Clerk of Course :

Timekeeper :

# Stars of the 70s with Touring 70s

## RACE 5 - LAP CHART

Lap 1			Lap 2			Lap 3			Lap 4			Lap 5		
No	Behind	Laptime	No	Behind	Laptime	No	Behind	Laptime	No	Behind	Laptime	No	Behind	Laptime
3		1:25.614	3		1:20.502	3		1:20.348	3		1:20.712	3		1:23.753
1	1.833	1:27.447	93	5.224	1:22.929	30	6.146	1:20.390	30	5.565	1:20.131	30	3.000	1:21.188
93	2.797	1:28.411	30	6.104	1:22.721	93	6.543	1:21.667	93	6.270	1:20.439	93	18.690	1:36.173
68	3.772	1:29.386	68	7.168	1:23.898	68	11.026	1:24.206	68	19.870	1:29.556	68	23.797	1:27.680
30	3.885	1:29.499	27	7.750	1:23.554	27	11.828	1:24.426	40	22.949	1:27.124	40	26.941	1:27.745
27	4.698	1:30.312	91	10.555	1:24.994	91	14.732	1:24.525	91	23.840	1:29.820	91	28.275	1:28.188
91	6.063	1:31.677	40	11.727	1:25.197	40	16.537	1:25.158	27	26.859	1:35.743	27	30.613	1:27.507
40	7.032	1:32.646	16	17.333	1:27.644	16	24.059	1:27.074	16	32.686	1:29.339	16	36.736	1:27.803
16	10.191	1:35.805	33	23.061	1:30.462	33	35.821	1:33.108	33	47.359	1:32.250	33	54.953	1:31.347
33	13.101	1:38.715	18	25.636	1:31.261	43	36.628	1:31.122	43	49.106	1:33.190	43	56.118	1:30.765
18	14.877	1:40.491	43	25.854	1:29.968	18	37.818	1:32.530	18	52.574	1:35.468	18	1:00.866	1:32.045
35	15.969	1:41.583	35	27.314	1:31.847	35	38.656	1:31.690	35	54.102	1:36.158	35	1:05.668	1:35.319
43	16.388	1:42.002	6	36.745	1:40.449	1	1 LAP	3:34.686 P						
6	16.798	1:42.412												

Weather / Track : Sunny / Dry

Snetterton  
 Circuit Length = 1.9520 miles  
 Start: 16:16 End: 17:03

# Stars of the 70s with Touring 70s

## RACE 5 - LAP CHART

Lap 6			Lap 7			Lap 8			Lap 9			Lap 10		
No	Behind	Laptime	No	Behind	Laptime	No	Behind	Laptime	No	Behind	Laptime	No	Behind	Laptime
3		1:22.555	3		1:20.654	3		1:21.554	3		1:21.462	3		1:25.786
30	2.039	1:21.594	30	3.603	1:22.218	18	1 LAP	1:34.035	33	1 LAP	1:32.894	33	1 LAP	1:32.362
93	20.061	1:23.926	93	23.364	1:23.957	30	5.185	1:23.136	43	1 LAP	1:34.405	43	1 LAP	1:33.374
68	29.053	1:27.811	68	37.336	1:28.937	35	1 LAP	1:49.687	18	1 LAP	1:35.079	30	18.590	1:25.929
40	31.888	1:27.502	40	39.671	1:28.437	93	26.695	1:24.885	30	18.447	1:34.724	18	1 LAP	1:35.072
91	33.167	1:27.447	91	40.920	1:28.407	68	44.998	1:29.216	93	30.949	1:25.716	93	31.020	1:25.857
27	33.583	1:25.525	16	49.094	1:27.432	40	46.851	1:28.734	35	1 LAP	1:42.421	68	54.272	1:27.563
16	42.316	1:28.135	33	1:15.575	1:32.661	91	50.062	1:30.696	68	52.495	1:28.959	40	55.403	1:26.815
33	1:03.568	1:31.170	43	1:18.022	1:34.220	16	56.152	1:28.612	40	54.374	1:28.985	91	1:02.341	1:29.669
43	1:04.456	1:30.893							91	58.458	1:29.858	35	1 LAP	1:42.978
18	1:11.205	1:32.894							16	1:02.465	1:27.775	16	1:04.795	1:28.116
35	1:18.091	1:34.978												

Weather / Track : Sunny / Dry

Snetterton  
Circuit Length = 1.9520 miles  
Start: 16:16 End: 17:03

# Stars of the 70s with Touring 70s

## RACE 5 - LAP CHART

Lap 11			Lap 12			Lap 13			Lap 14			Lap 15		
No	Behind	Laptime	No	Behind	Laptime	No	Behind	Laptime	No	Behind	Laptime	No	Behind	Laptime
3		1:24.972	3		1:25.042	3		1:26.303	3		1:24.106	3		1:24.789
33	1 LAP	1:32.204	30	18.905	1:23.856	35	2 LAPS	1:37.947	30	17.684	1:24.089	30	15.445	1:22.550
30	20.091	1:26.473	33	1 LAP	1:31.560	30	17.701	1:25.099	93	32.824	1:25.074	33	2 LAPS	2:46.625 P
43	1 LAP	1:36.910	93	33.249	1:25.569	33	1 LAP	1:30.879	43	1 LAP	1:35.898	35	3 LAPS	3:28.618 P
93	32.722	1:26.674	43	1 LAP	1:34.988	93	31.856	1:24.910	91	1:15.148	1:27.156	16	1 LAP	2:39.448 P
18	1 LAP	1:35.643	18	1 LAP	1:41.581	43	1 LAP	1:37.377				18	2 LAPS	2:53.078 P
68	58.721	1:29.421	91	1:10.419	1:28.998	18	1 LAP	1:34.100						
91	1:06.463	1:29.094	16	1:10.585	1:26.694	16	1:10.905	1:26.623						
16	1:08.933	1:29.110				91	1:12.098	1:27.982						
35	1 LAP	1:39.866												

Weather / Track : Sunny / Dry

Snetterton  
 Circuit Length = 1.9520 miles  
 Start: 16:16 End: 17:03

# Stars of the 70s with Touring 70s

## RACE 5 - LAP CHART

Lap 16			Lap 17			Lap 18			Lap 19			Lap 20		
No	Behind	Laptime	No	Behind	Laptime	No	Behind	Laptime	No	Behind	Laptime	No	Behind	Laptime
3		1:21.517	3		2:39.166 P	3		1:32.182	3		1:28.186	3		1:26.250
93	1 LAP	2:49.215 P	43	2 LAPS	1:37.535	43	2 LAPS	1:33.803	30	7.773	1:24.082	30	3.103	1:21.580
33	2 LAPS	1:34.234	91	1 LAP	1:33.486	91	1 LAP	1:28.257	91	1 LAP	1:29.168	91	1 LAP	1:27.515
43	2 LAPS	2:53.370 P	18	2 LAPS	1:34.419	30	11.877	1:22.901	43	2 LAPS	1:32.823	43	2 LAPS	1:33.019
16	1 LAP	1:31.695	30	21.158	1:24.736	18	2 LAPS	1:32.880	18	2 LAPS	1:32.157	18	2 LAPS	1:32.163
91	1 LAP	2:49.694 P	35	3 LAPS	1:45.903	35	3 LAPS	1:44.982	93	38.148	1:22.626	93	33.337	1:21.439
18	2 LAPS	1:35.780	93	53.404	1:24.667	93	43.708	1:22.486	33	1 LAP	1:29.660	33	1 LAP	1:29.587
35	3 LAPS	1:56.757	33	1 LAP	1:29.567	33	1 LAP	1:30.883	16	1:20.025	1:27.523	16	1:19.432	1:25.657
30	1:35.588	2:41.660 P	16	1:26.918	1:27.028	16	1:20.688	1:25.952						
93	2:07.903	1:32.170 P												
33	1 LAP	1:29.967												
16	2:39.056	1:27.420												

Weather / Track : Sunny / Dry

Snetterton  
 Circuit Length = 1.9520 miles  
 Start: 16:16 End: 17:03

# Stars of the 70s with Touring 70s

## RACE 5 - LAP CHART

Lap 21			Lap 22			Lap 23			Lap 24			Lap 25		
No	Behind	Laptime	No	Behind	Laptime	No	Behind	Laptime	No	Behind	Laptime	No	Behind	Laptime
30		1:22.121	30		1:21.555	30		1:21.708	30		1:22.089	30		1:21.758
3	0.433	1:25.657	3	3.429	1:24.551	16	1 LAP	1:25.891	33	2 LAPS	1:29.540	16	1 LAP	1:25.041
91	1 LAP	1:27.507	91	1 LAP	1:27.144	3	6.429	1:24.708	16	1 LAP	1:24.672	33	2 LAPS	1:28.747
43	2 LAPS	1:33.420	93	32.319	1:23.044	91	1 LAP	1:26.873	3	8.954	1:24.614	3	11.845	1:24.649
93	30.830	1:22.717	43	2 LAPS	1:33.193	93	32.523	1:21.912	91	1 LAP	1:26.860	93	32.218	1:22.351
18	2 LAPS	1:31.805	18	2 LAPS	1:31.462	43	2 LAPS	1:31.309	93	31.625	1:21.191	91	1 LAP	1:27.655
33	1 LAP	1:29.358	33	1 LAP	1:29.508	18	2 LAPS	1:32.009	43	2 LAPS	1:31.980	43	2 LAPS	1:32.550
16	1:19.921	1:25.713							18	2 LAPS	1:31.569	18	2 LAPS	1:33.096

Weather / Track : Sunny / Dry

Snetterton  
 Circuit Length = 1.9520 miles  
 Start: 16:16 End: 17:03

# Stars of the 70s with Touring 70s

## RACE 5 - LAP CHART

Lap 26			Lap 27			Lap 28			Lap 29			Lap 30		
No	Behind	Laptime	No	Behind	Laptime	No	Behind	Laptime	No	Behind	Laptime	No	Behind	Laptime
30		1:22.285	30		1:23.788	30		1:25.014	30		1:23.176	30		1:23.729
16	1 LAP	1:24.546	16	1 LAP	1:25.296	43	3 LAPS	1:32.514	43	3 LAPS	1:31.059	3	13.159	1:24.765
3	14.342	1:24.782	3	13.278	1:22.724	18	3 LAPS	1:31.425	3	12.123	1:23.943	43	3 LAPS	1:31.856
33	2 LAPS	1:30.700	33	2 LAPS	1:29.786	3	11.356	1:23.092	18	3 LAPS	1:31.484	18	3 LAPS	1:31.438
93	31.432	1:21.499	93	29.031	1:21.387	16	1 LAP	1:26.566	16	1 LAP	1:28.305	93	20.586	1:21.252
91	1 LAP	1:27.326	91	1 LAP	1:27.390	93	25.170	1:21.153	93	23.063	1:21.069	16	1 LAP	1:27.019
43	2 LAPS	1:31.528				33	2 LAPS	1:30.119	33	2 LAPS	1:31.390	91	1 LAP	1:27.451
18	2 LAPS	1:31.201				91	1 LAP	1:27.238	91	1 LAP	1:27.819	33	2 LAPS	1:42.388

Weather / Track : Sunny / Dry

Snetterton  
 Circuit Length = 1.9520 miles  
 Start: 16:16 End: 17:03

## Stars of the 70s with Touring 70s

### RACE 5 - LAP CHART

Lap 31			Lap 32		
No	Behind	Laptime	No	Behind	Laptime
30		1:23.593	30		1:22.954
3	18.374	1:28.808	33	3 LAPS	2:02.830
93	18.689	1:21.696	93	18.036	1:22.301
16	1 LAP	1:28.022	3	18.057	1:22.637
43	3 LAPS	1:33.681	16	1 LAP	1:27.441
18	3 LAPS	1:33.727	43	3 LAPS	1:30.960
91	1 LAP	1:27.832	18	3 LAPS	1:31.304
			91	1 LAP	1:28.193

Weather / Track : Sunny / Dry

Snetterton  
Circuit Length = 1.9520 miles  
Start: 16:16 End: 17:03

# Mini Series

## QUALIFYING - RACE 6 - CLASSIFICATION

POS	NO	CL	NAME	ENTRY	TIME	ON	LAPS	GAP	DIFF	MPH
1	26	A	<b>MAYDON/WILLIAMS</b>	Austin Mini Cooper S	<b>1:29.933</b>	6	13			78.13
2	38	A	<b>SCHRYVER/HADFIELD</b>	Austin Mini Cooper S	<b>1:30.799</b>	14	14	<b>0.866</b>	0.866	77.39
3	58	A	<b>EARNSHAW/EARNSHAW</b>	Austin Mini Cooper S	<b>1:32.271</b>	9	9	<b>2.338</b>	1.472	76.15
4	17	A	<b>TWYMAN/TWYMAN</b>	Mini Cooper S	<b>1:34.805</b>	11	11	<b>4.872</b>	2.534	74.12
5	13	A	<b>Joey GREENAN</b>	Austin Cooper S	<b>1:36.062</b>	8	13	<b>6.129</b>	1.257	73.15
6	67	A	<b>DEVEREUX/IVEY</b>	Austin Mini Cooper S	<b>1:38.244</b>	2	2	<b>8.311</b>	2.182	71.52
7	99	I	<b>Mike DOWSETT</b>	Hillman Imp	<b>1:40.768</b>	10	10	<b>10.835</b>	2.524	69.73
8	63	I	<b>Ian SWIFT</b>	Hillman Imp	<b>1:42.161</b>	3	9	<b>12.228</b>	1.393	68.78
9	62	I	<b>Jon SANDILANDS</b>	Hillman Imp	<b>1:44.663</b>	9	11	<b>14.730</b>	2.502	67.14

Snetterton  
Circuit Length = 1.9520 miles  
Start: 11:36 End: 12:02

**These results are provisional until the conclusion of any judicial and technical matters.**

Clerk of Course :		Timekeeper :
-------------------	--	--------------

# Mini Series

## QUALIFYING - RACE 6 - LAP ANALYSIS

<b>13</b>	<b>Joey GREENAN</b>		A Austin Cooper S			
1 -	1:39.524	+ 3.462	11:38:25.789	8 -	<b>1:36.062</b>	<b>11:53:49.503</b>
2 -	1:36.104	+ 0.042	11:40:01.893	9 -	1:36.386	+ 0.324
3 -	5:43.224	+ 4:07.162	11:45:45.117	10 -	1:37.096	+ 1.034
4 -	1:36.902	+ 0.840	11:47:22.019	11 -	1:37.871	+ 1.809
5 -	1:36.822	+ 0.760	11:48:58.841	12 -	1:39.704	+ 3.642
6 -	1:37.124	+ 1.062	11:50:35.965	13 -	1:38.736	+ 2.674
7 -	1:37.476	+ 1.414	11:52:13.441			12:01:59.296
<b>17</b>	<b>TWYMAN/TWYMAN</b>		A Mini Cooper S			
1 -	1:43.890	+ 9.085	11:38:29.129	7 -	1:36.175	+ 1.370
2 -	1:39.861	+ 5.056	11:40:08.990	8 -	1:36.703	+ 1.898
3 -	1:41.614	+ 6.809	11:41:50.604	9 -	2:59.046 P	+ 1:24.241
4 -	1:41.262	+ 6.457	11:43:31.866	10 -	1:35.601	+ 0.796
5 -	2:12.804	+ 37.999	11:45:44.670	11 -	<b>1:34.805</b>	
6 -	1:38.822	+ 4.017	11:47:23.492			<b>11:56:45.822</b>
<b>26</b>	<b>MAYDON/WILLIAMS</b>		A Austin Mini Cooper S			
1 -	1:37.608	+ 7.675	11:38:34.486	8 -	1:41.742	+ 11.809
2 -	1:32.422	+ 2.489	11:40:06.908	9 -	1:32.406	+ 2.473
3 -	1:31.730	+ 1.797	11:41:38.638	10 -	1:30.764	+ 0.831
4 -	1:30.831	+ 0.898	11:43:09.469	11 -	1:32.123	+ 2.190
5 -	2:26.843	+ 56.910	11:45:36.312	12 -	1:32.151	+ 2.218
6 -	<b>1:29.933</b>		<b>11:47:06.245</b>	13 -	1:31.678	+ 1.745
7 -	3:18.880 P	+ 1:48.947	11:50:25.125			11:59:45.989
<b>38</b>	<b>SCHRYVER/HADFIELD</b>		A Austin Mini Cooper S			
1 -	1:35.111	+ 4.312	11:40:07.964	8 -	2:43.333 P	+ 1:12.534
2 -	1:33.686	+ 2.887	11:41:41.650	9 -	1:40.879	+ 10.080
3 -	1:32.097	+ 1.298	11:43:13.747	10 -	1:34.332	+ 3.533
4 -	2:22.777	+ 51.978	11:45:36.524	11 -	1:32.429	+ 1.630
5 -	1:31.546	+ 0.747	11:47:08.070	12 -	1:31.257	+ 0.458
6 -	1:31.141	+ 0.342	11:48:39.211	13 -	1:32.287	+ 1.488
7 -	1:32.534	+ 1.735	11:50:11.745	14 -	<b>1:30.799</b>	<b>12:02:17.061</b>
<b>58</b>	<b>EARNSHAW/EARNSHAW</b>		A Austin Mini Cooper S			
1 -	1:40.111	+ 7.840	11:38:23.968	6 -	1:43.602	+ 11.331
2 -	1:38.326	+ 6.055	11:40:02.294	7 -	1:34.554	+ 2.283
3 -	1:41.342	+ 9.071	11:41:43.636	8 -	1:33.002	+ 0.731
4 -	1:41.136	+ 8.865	11:43:24.772	9 -	<b>1:32.271</b>	<b>11:53:34.897</b>
5 -	3:46.696 P	+ 2:14.425	11:47:11.468			
<b>62</b>	<b>Jon SANDILANDS</b>		I Hillman Imp			
1 -	1:50.252	+ 5.589	11:38:51.406	7 -	1:44.706	+ 0.043
2 -	1:45.565	+ 0.902	11:40:36.971	8 -	1:45.719	+ 1.056
3 -	1:47.320	+ 2.657	11:42:24.291	9 -	<b>1:44.663</b>	
4 -	3:12.104	+ 1:27.441	11:45:36.395	10 -	1:44.678	+ 0.015
5 -	1:48.315	+ 3.652	11:47:24.710	11 -	1:45.171	+ 0.508
6 -	1:45.422	+ 0.759	11:49:10.132			11:57:55.069
<b>63</b>	<b>Ian SWIFT</b>		I Hillman Imp			
1 -	1:51.009	+ 8.848	11:38:49.701	6 -	1:43.854	+ 1.693
2 -	1:43.827	+ 1.666	11:40:33.528	7 -	1:44.867	+ 2.706
3 -	<b>1:42.161</b>		<b>11:42:15.689</b>	8 -	1:42.335	+ 0.174
4 -	1:52.761	+ 10.600	11:44:08.450	9 -	1:43.029	+ 0.868
5 -	1:58.508	+ 16.347	11:46:06.958			11:53:01.043
<b>67</b>	<b>DEVEREUX/IVEY</b>		A Austin Mini Cooper S			
1 -	1:38.500	+ 0.256	11:38:25.980	2 -	<b>1:38.244</b>	<b>11:40:04.224</b>

Snetterton  
 Circuit Length = 1.9520 miles  
 Start: 11:36 End: 12:02


# Mini Series

## QUALIFYING - RACE 6 - LAP ANALYSIS

<b>99</b>	<b>Mike DOWSETT</b>		<b>I Hillman Imp</b>				
<b>1</b> -	1:52.370	+ 11.602	11:38:44.437	<b>6</b> -	1:41.083	+ 0.315	11:47:46.002
<b>2</b> -	1:42.753	+ 1.985	11:40:27.190	<b>7</b> -	1:41.245	+ 0.477	11:49:27.247
<b>3</b> -	1:41.643	+ 0.875	11:42:08.833	<b>8</b> -	1:41.293	+ 0.525	11:51:08.540
<b>4</b> -	1:56.856	+ 16.088	11:44:05.689	<b>9</b> -	1:41.269	+ 0.501	11:52:49.809
<b>5</b> -	1:59.230	+ 18.462	11:46:04.919	<b>10</b> -	<b>1:40.768</b>		<b>11:54:30.577</b>

Snetterton  
Circuit Length = 1.9520 miles  
Start: 11:36 End: 12:02

**Mini Series**  
**RACE 6 - GRID**

ROW 5	1:44.663 62 Jon SANDILANDS	
ROW 4	1:40.768 99 Mike DOWSETT	1:42.161 63 Ian SWIFT
ROW 3	1:36.062 13 Joey GREENAN	1:38.244 67 DEVEREUX/IVEY
ROW 2	1:32.271 58 EARNSHAW/EARNSHAW	1:34.805 17 TWYMAN/TWYMAN
ROW 1	1:29.933 26 MAYDON/WILLIAMS	1:30.799 38 SCHRYVER/HADFIELD
<b>Pole</b>		
		

Snetterton  
 Circuit Length = 1.9520 miles

**These results are provisional until the conclusion of any judicial and technical matters.**

Clerk of Course :		Timekeeper :
-------------------	--	--------------

# Mini Series

## RACE 6 - CLASSIFICATION

POS	NO	CL	NAME	ENTRY	LAPS	TIME	GAP	DIFF	MPH	BEST	ON
1	38	A	<b>SCHRYVER/HADFIELD</b>	Austin Mini Cooper S	19	30:29.075			72.99	1:30.855	15
2	17	A	<b>TWYMAN/MAYDON</b>	Mini Cooper S	19	30:33.200	4.125	4.125	72.83	1:30.189	9
3	58	A	<b>EARNSHAW/EARNSHAW</b>	Austin Mini Cooper S	18	30:40.592	1 lap	1 lap	68.72	1:32.864	9
4	99	I	<b>Mike DOWSETT</b>	Hillman Imp	18	31:16.334	1 lap	35.742	67.41	1:37.388	15
5	62	I	<b>Jon SANDILANDS</b>	Hillman Imp	18	31:16.656	1 lap	0.322	67.40	1:36.557	18
NOT CLASSIFIED											
DNF	13	A	<b>Joey GREENAN</b>	Austin Cooper S	4	6:27.252	15 laps	14 laps	72.58	1:35.656	2
FASTEST LAP											
17	A	<b>TWYMAN/MAYDON</b>	Mini Cooper S		9	1:30.189			77.91 mph	125.39 kph	
62	I	<b>Jon SANDILANDS</b>	Hillman Imp		18	1:36.557			72.77 mph	117.12 kph	

Weather / Track : Sunny / Dry  
 These results are provisional until the conclusion of any judicial and technical matters.

Snetterton  
 Circuit Length = 1.9520 miles  
 Start: 17:17 End: 17:49

Clerk of Course :		Timekeeper :
-------------------	--	--------------

# Mini Series

## RACE 6 - LAP CHART

Lap 1			Lap 2			Lap 3			Lap 4			Lap 5		
No	Behind	Laptime	No	Behind	Laptime	No	Behind	Laptime	No	Behind	Laptime	No	Behind	Laptime
17		1:33.147	17		1:30.994	17		1:30.909	17		1:30.443	17		1:30.543
38	1.939	1:35.086	38	3.243	1:32.298	38	4.369	1:32.035	38	6.034	1:32.108	38	7.029	1:31.538
58	2.898	1:36.045	58	7.001	1:35.097	58	10.923	1:34.831	58	13.743	1:33.263	58	16.626	1:33.426
13	4.728	1:37.875	13	9.390	1:35.656	13	15.166	1:36.685	13	21.759	1:37.036	62	53.740	1:41.456
62	9.710	1:42.857	62	20.065	1:41.349	62	31.974	1:42.818	62	42.827	1:41.296	99	54.194	1:39.056
99	11.285	1:44.432	99	24.700	1:44.409	99	35.919	1:42.128	99	45.681	1:40.205			

Weather / Track : Sunny / Dry

Snetterton  
Circuit Length = 1.9520 miles  
Start: 17:17 End: 17:49

# Mini Series

## RACE 6 - LAP CHART

Lap 6			Lap 7			Lap 8			Lap 9			Lap 10		
No	Behind	Laptime	No	Behind	Laptime	No	Behind	Laptime	No	Behind	Laptime	No	Behind	Laptime
17		1:30.986	17		1:30.214	17		1:30.229	17		1:30.189	17		1:30.840
38	7.572	1:31.529	38	8.737	1:31.379	38	9.925	1:31.417	38	11.054	1:31.318	62	1 LAP	1:40.629
58	19.791	1:34.151	58	23.964	1:34.387	58	26.852	1:33.117	58	29.527	1:32.864	99	1 LAP	1:42.093
62	1:02.682	1:39.928	62	1:12.142	1:39.674	62	1:21.757	1:39.844	99	1 LAP	2:54.670 P	38	1:18.689	2:38.475 P
99	1:03.120	1:39.912	99	1:13.183	1:40.277									

Weather / Track : Sunny / Dry

Snetterton  
Circuit Length = 1.9520 miles  
Start: 17:17 End: 17:49

# Mini Series

## RACE 6 - LAP CHART

Lap 11			Lap 12			Lap 13			Lap 14			Lap 15		
No	Behind	Laptime	No	Behind	Laptime	No	Behind	Laptime	No	Behind	Laptime	No	Behind	Laptime
17		1:30.305	17		2:59.009 P	17		1:39.198	17		1:32.524	17		1:32.021
58	1 LAP	2:59.556 P	99	1 LAP	1:38.483	38	3.522	1:34.534	38	2.596	1:31.598	38	1.430	1:30.855
99	1 LAP	1:39.327	38	8.186	1:34.333	99	1 LAP	1:39.861	99	1 LAP	1:38.010	99	1 LAP	1:39.079
62	1 LAP	2:57.780 P	62	1 LAP	1:41.146	62	1 LAP	1:38.667	62	1 LAP	1:37.888	62	1 LAP	1:38.340
38	1:32.862	1:44.478	58	53.773	1:41.343	58	55.696	1:41.121	58	1:07.348	1:44.176	58	1:19.522	1:44.195
58	2:11.439	1:43.501												

Weather / Track : Sunny / Dry

Snetterton  
Circuit Length = 1.9520 miles  
Start: 17:17 End: 17:49

## Mini Series

### RACE 6 - LAP CHART

Lap 16			Lap 17			Lap 18			Lap 19		
No	Behind	Laptime	No	Behind	Laptime	No	Behind	Laptime	No	Behind	Laptime
17		1:32.707	38		1:31.144	38		1:31.370	38		1:32.119
38	0.184	1:31.461	17	2.212	1:33.540	17	3.617	1:32.775	17	4.125	1:32.627
99	1 LAP	1:37.388	99	1 LAP	1:39.840	58	1 LAP	1:39.754	58	1 LAP	1:38.129
62	1 LAP	1:38.291	62	1 LAP	1:39.799	99	1 LAP	1:38.841	99	1 LAP	1:38.323
58	1:28.451	1:41.636				62	1 LAP	1:38.337	62	1 LAP	1:36.557

Weather / Track : Sunny / Dry

Snetterton  
Circuit Length = 1.9520 miles  
Start: 17:17 End: 17:49