



Grand Prix Masters

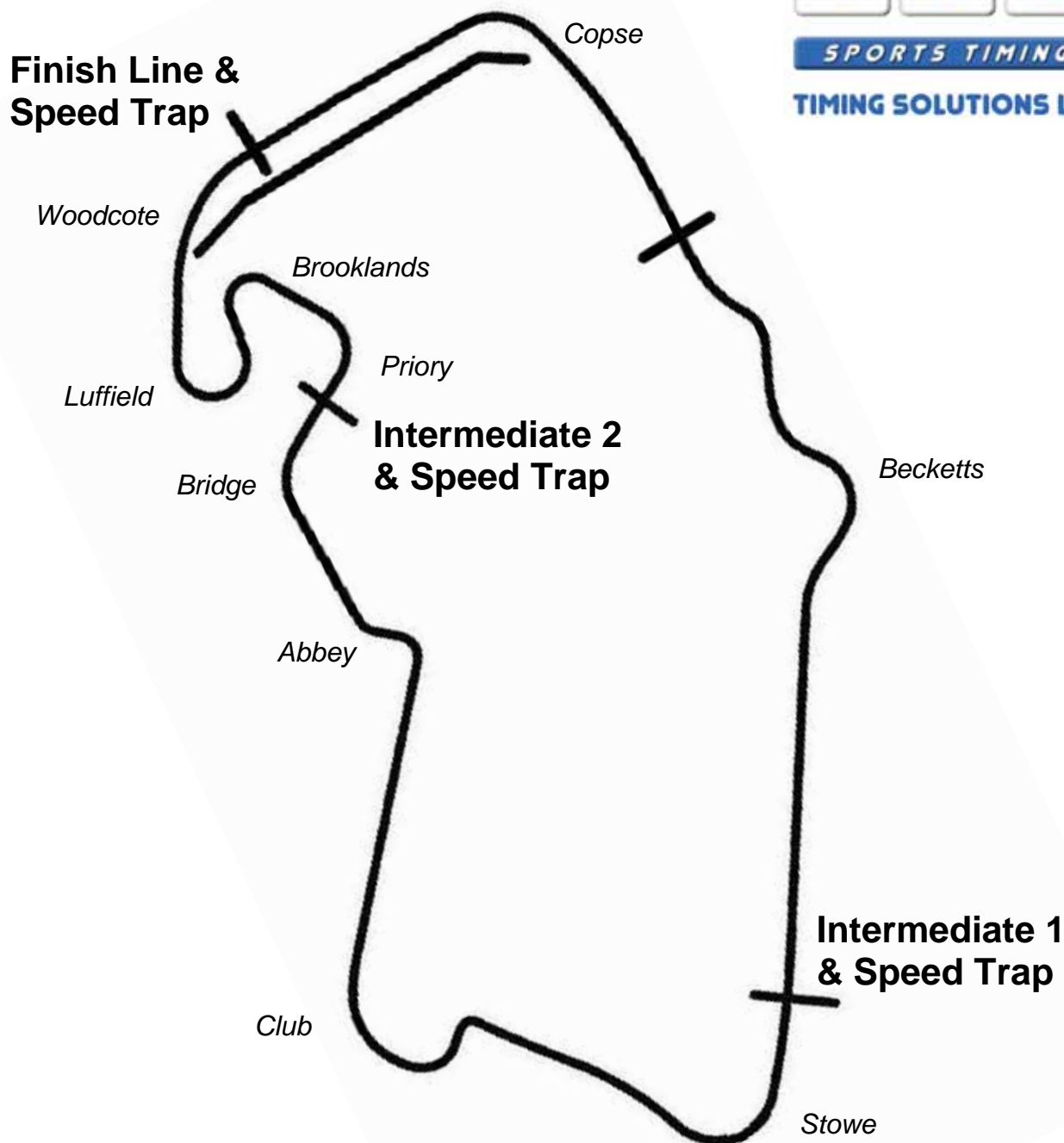
Silverstone

2nd - 4th April 2010



Results Provided by Timing Solutions Ltd
www.tsl-timing.com

SILVERSTONE GP



Circuit Length: 3.1940 miles / 5141 metres
Intermediate 1: 1929 metres
Intermediate 2: 4076 metres
Pit In: 5110 metres
Pit Out: 305 metres after Finish Line

Grand Prix Masters

QUALIFYING - RACE 1 - CLASSIFICATION

POS	NO	CL	NAME	ENTRY	TIME	ON	LAPS	GAP	DIFF	KPH
1	28	H	Anthony REID	Williams FW07B	1:46.262	12	13			174.16
2	33	H	Bill COOMBS	Tyrrell 009	1:48.911	10	11	2.649	2.649	169.93
3	24	F	Frank SYTNER	Hesketh 308B	1:49.244	12	13	2.982	0.333	169.41
4	22	L	Anthony HANCOCK	Surtees TS20	1:49.855	9	10	3.593	0.611	168.47
5	34	L	John GRANT	Shadow DN9A	1:52.866	6	7	6.604	3.011	163.97
6	35	H	Steve ALLEN	Arrows A1	1:54.183	8	9	7.921	1.317	162.08
7	29	H	Philip HALL	Arrows A3-3	1:57.174	7	9	10.912	2.991	157.94
8	3	H	Ian SIMMONDS	Tyrrell 012	2:01.106	6	8	14.844	3.932	152.82
9	20	H	Abba KOGAN	Arrows A3	2:01.785	10	11	15.523	0.679	151.96
10	7	F	Ron MAYDON	Amon F101	2:04.396	8	9	18.134	2.611	148.77
11	42	C	Simon DIFFEY	Brabham BT24	2:12.711	3	5	26.449	8.315	139.45
12	10	H	Katsuaki KUBOTA	Williams FW07C		0	1			

Weather / Track : Cloudy / Drying

These results are provisional until the conclusion of any judicial and technical matters.

Silverstone GP
Circuit Length = 5141 metres
Start: 11:55 End: 12:22

Clerk of Course :

Timekeeper :

Grand Prix Masters

QUALIFYING - RACE 1 - SECTOR ANALYSIS

3	Ian SIMMONDS				H Tyrrell 012										
1-	Out 183.1	1:00.835	133.8	32.784	194.2	2:25.633	5-	41.367	228.8	50.627	153.4	29.789	209.3	2:01.783	
2-	47.935	202.2	57.376	148.4	31.683	183.1	2:16.994	6-	41.468	228.8	51.037	153.6	28.601	209.3	2:01.106
3-	43.512	222.7	56.195	145.9	29.492	210.1	2:09.199	7-	40.944	227.4	50.394	149.6	29.908	208.9	2:01.246
4-	42.286	227.8	53.167	140.4	29.742	212.2	2:05.195	8-	41.419	228.3	53.646	151.9	ln		2:15.534 P
7	Ron MAYDON				F Amon F101										
1-	Out 146.7	1:07.990	127.8	ln		2:51.196 P	6-	43.202	216.4	53.658	140.6	29.951	201.9	2:06.811	
2-	Out 201.9	58.317	130.3	32.802	175.9	3:05.853	7-	45.136	229.3	52.822	157.2	30.317	198.5	2:08.275	
3-	46.866	220.4	59.465	130.1	32.891	174.5	2:19.222	8-	43.834	226.4	51.149	151.7	29.413	212.2	2:04.396
4-	45.515	203.4	57.590	137.1	31.895	178.5	2:15.000	9-	42.076	244.9	53.626	141.5	29.836	203.4	2:05.538
5-	44.283	231.8	53.495	137.1	30.628	197.8	2:08.406								
10	Katsuaki KUBOTA				H Williams FW07C										
1-	Out 182.4	1:01.515	134.8	33.037	179.4	2:33.104									
20	Abba KOGAN				H Arrows A3										
1-	Out 111.1	1:18.522	92.2	37.904	151.0	2:58.888	7-	42.275	247.7	51.680	139.0	28.415	215.1	2:02.370	
2-	52.988	193.5	1:07.401	106.5	33.548	183.1	2:33.937	8-	42.180	244.9	52.411	149.6	28.349	216.0	2:02.940
3-	47.365	230.8	56.122	120.0	32.028	202.2	2:15.515	9-	42.952	232.3	53.317	150.8	28.414	203.0	2:04.683
4-	43.511	242.2	54.955	129.8	29.922	208.9	2:08.388	10-	41.305	245.5	52.241	154.9	28.239	209.7	2:01.785
5-	42.845	244.9	53.028	160.7	28.552	216.9	2:04.425	11-	41.676	245.5	51.538	157.0	28.663	215.1	2:01.877
6-	42.364	243.8	52.387	144.4	28.876	212.2	2:03.627								
22	Anthony HANCOCK				L Surtees TS20										
1-	Out 176.2	57.749	132.8	32.476	170.6	2:20.006	6-	37.794	252.3	46.584	162.2	26.598	226.4	1:50.976	
2-	45.287	243.8	49.275	147.7	29.214	201.9	2:03.776	7-	38.435	250.6	47.605	161.0	ln		2:00.125 P
3-	43.826	246.0	48.670	157.7	27.638	208.1	2:00.134	8-	Out 225.0		48.551	167.4	26.374	227.4	4:17.222
4-	40.525	251.2	49.611	153.8	27.132	223.6	1:57.268	9-	37.653	251.2	45.794	160.7	26.408	230.3	1:49.855
5-	39.235	248.8	47.479	165.4	26.626	226.9	1:53.340	10-	37.589	254.1	46.975	170.9	26.383	226.4	1:50.947
24	Frank SYTNER				F Hesketh 308B										
1-	Out 178.2	59.048	151.0	31.255	208.1	2:20.729	8-	38.090	256.5	46.439	174.2	27.492	231.8	1:52.021	
2-	43.999	237.9	52.766	161.4	28.445	223.1	2:05.210	9-	38.064	255.9	46.163	185.9	27.107	229.3	1:51.334
3-	40.605	247.1	50.279	175.6	27.727	225.9	1:58.611	10-	37.709	255.9	46.364	171.7	27.006	232.3	1:51.079
4-	39.620	251.7	50.809	153.6	28.214	223.6	1:58.643	11-	37.557	257.8	45.672	184.6	27.010	224.5	1:50.239
5-	38.905	255.3	47.168	169.3	38.270	226.9	2:04.343	12-	37.361	257.1	45.299	186.5	26.584	232.8	1:49.244
6-	41.597	247.1	47.062	178.2	27.478	232.3	1:56.137	13-	37.407	257.8	47.125	154.5	29.257	228.8	1:53.789
7-	38.563	258.4	46.733	178.8	28.129	222.2	1:53.425								
28	Anthony REID				H Williams FW07B										
1-	Out 197.4	58.987	146.1	30.309	199.6	2:17.571	8-	37.403	245.5	44.064	191.2	25.383	225.9	1:46.850	
2-	41.321	240.5	49.945	166.4	27.354	225.9	1:58.620	9-	37.191	244.3	44.220	189.1	25.472	225.5	1:46.883
3-	38.668	242.7	51.782	166.9	26.309	225.5	1:56.759	10-	36.917	245.5	44.200	187.2	25.581	225.0	1:46.698
4-	38.024	243.2	44.360	180.0	26.347	225.0	1:48.731	11-	46.861	185.6	58.486	168.2	26.929	228.3	2:12.276
5-	42.585	216.9	50.666	143.4	29.463	226.4	2:02.714	12-	36.859	246.0	44.171	191.2	25.232	226.9	1:46.262
6-	38.139	244.3	45.584	166.7	26.016	218.2	1:49.739	13-	47.493	217.3	50.676	135.3	ln		2:16.123 P
7-	37.404	249.4	45.309	186.9	25.629	225.5	1:48.342								
29	Philip HALL				H Arrows A3-3										
1-	Out 160.5	1:01.164	141.2	30.774	205.7	2:24.494	6-	Out 172.5		55.824	155.4	29.142	211.8	7:15.857	
2-	49.256	213.0	52.375	146.3	30.499	210.1	2:12.130	7-	40.174	233.8	49.664	166.9	27.336	216.4	1:57.174
3-	42.056	217.3	53.908	137.6	29.313	210.5	2:05.277	8-	41.194	235.8	53.117	138.5	28.247	219.5	2:02.558
4-	41.815	230.3	52.571	146.3	28.808	211.8	2:03.194	9-	48.307	147.9	1:05.269	122.2	ln		2:34.524 P
5-	48.575	156.5	59.192	123.7	ln		2:30.671 P								
33	Bill COOMBS				H Tyrrell 009										
1-	Out 178.2	1:01.504	129.8	32.257	192.2	2:26.854	7-	Out 243.8		50.278	161.2	27.638	231.8	5:14.052	
2-	44.504	222.7	52.601	151.0	28.622	228.8	2:05.727	8-	37.632	253.5	46.916	166.4	27.171	234.3	1:51.719
3-	40.447	238.4	50.872	147.1	28.804	230.8	2:00.123	9-	37.804	255.3	46.292	170.9	26.665	234.3	1:50.761
4-	39.032	253.5	48.749	153.6	27.461	234.3	1:55.242	10-	36.341	255.3	46.166	175.6	26.404	235.3	1:48.911
5-	38.493	254.1	47.962	167.7	27.493	230.3	1:53.948	11-	35.995	255.9	1:00.521	127.8	ln		2:22.762 P
6-	40.001	249.4	49.955	145.4	ln		2:11.021 P								

Silverstone GP
Circuit Length = 5141 metres
Start: 11:55 End: 12:22

Weather / Track : Cloudy / Drying

Grand Prix Masters

QUALIFYING - RACE 1 - SECTOR ANALYSIS

34	John GRANT						L Shadow DN9A								
1 -	Out	182.7	58.032	147.1	30.913	188.5	2:19.450	5 -	40.290	242.2	48.310	168.5	27.220	216.0	1:55.820
2 -	51.174	203.4	52.419	144.2	30.871	191.8	2:14.464	6 -	39.219	246.0	46.611	159.5	27.036	213.4	1:52.866
3 -	43.399	238.4	52.035	140.4	29.263	207.3	2:04.697	7 -	38.937	242.7	47.015	165.6	27.087	217.7	1:53.039
4 -	41.669	235.8	56.680	136.7	30.320	207.7	2:08.669								
35	Steve ALLEN						H Arrows A1								
1 -	Out	224.1	54.084	129.3	30.549	208.5	2:10.109	6 -	39.915	242.7	48.205	160.5	27.193	224.5	1:55.313
2 -	41.777	238.4	54.141	141.5	30.563	208.1	2:06.481	7 -	38.663	246.0	48.444	161.7	28.815	221.8	1:55.922
3 -	41.614	239.5	50.551	153.8	28.349	219.5	2:00.514	8 -	37.729	247.1	48.846	167.2	27.608	220.0	1:54.183
4 -	40.349	241.6	49.082	157.7	27.951	220.4	1:57.382	9 -	41.107	232.3	51.969	161.7	ln		2:07.877 P
5 -	39.890	243.2	47.882	166.2	28.574	220.0	1:56.346								
42	Simon DIFFEY						C Brabham BT24								
1 -	Out	175.6	1:05.187	123.0	33.466	163.6	2:33.017	4 -	46.536	196.7	55.229	155.6	33.562	161.2	2:15.327
2 -	49.626	187.5	56.928	137.4	34.103	172.0	2:20.657	5 -	49.811	185.2	1:02.141	140.4	ln		2:35.883 P
3 -	47.269	192.2	54.297	144.2	31.145	175.0	2:12.711								

Grand Prix Masters
QUALIFYING - RACE 1 - SPEED TRAPS

SECTOR 1				SECTOR 2			FINISH LINE			
POS	NO	NAME	KPH	NO	NAME	KPH	NO	NAME	KPH	
1	24	Frank SYTNER	258.4	28	Anthony REID	191.2	33	Bill COOMBS	235.3	
2	33	Bill COOMBS	255.9	24	Frank SYTNER	186.5	24	Frank SYTNER	232.8	
3	22	Anthony HANCOCK	254.1	33	Bill COOMBS	175.6	22	Anthony HANCOCK	230.3	
4	28	Anthony REID	249.4	22	Anthony HANCOCK	170.9	28	Anthony REID	228.3	
5	20	Abba KOGAN	247.7	34	John GRANT	168.5	35	Steve ALLEN	224.5	
6	35	Steve ALLEN	247.1	35	Steve ALLEN	167.2	29	Philip HALL	219.5	
7	34	John GRANT	246.0	29	Philip HALL	166.9	34	John GRANT	217.7	
8	7	Ron MAYDON	244.9	20	Abba KOGAN	160.7	20	Abba KOGAN	216.9	
9	29	Philip HALL	235.8	7	Ron MAYDON	157.2	3	Ian SIMMONDS	212.2	
10	10	Katsuaki KUBOTA	231.3	42	Simon DIFFEY	155.6	7	Ron MAYDON	212.2	
11	3	Ian SIMMONDS	228.8	3	Ian SIMMONDS	153.6	10	Katsuaki KUBOTA	179.4	
12	42	Simon DIFFEY	196.7	10	Katsuaki KUBOTA	134.8	42	Simon DIFFEY	175.0	


Grand Prix Masters

QUALIFYING - RACE 1 - BEST SECTOR TIMES

SECTOR 1			SECTOR 2			SECTOR 3			IDEAL / BEST COMPARISON						
POS	NO	NAME	TIME	NO	NAME	TIME	NO	NAME	TIME	POS	NO	NAME	IDEAL	BEST	DIFF
1	33	COOMBS	35.995	28	REID	44.064	28	REID	25.232	1	28	REID	1:46.155	1:46.262	0.107
2	28	REID	36.859	24	SYTNER	45.299	22	HANCOCK	26.374	2	33	COOMBS	1:48.565	1:48.911	0.346
3	24	SYTNER	37.361	22	HANCOCK	45.794	33	COOMBS	26.404	3	24	SYTNER	1:49.244	1:49.244	0.000
4	22	HANCOCK	37.589	33	COOMBS	46.166	24	SYTNER	26.584	4	22	HANCOCK	1:49.757	1:49.855	0.098
5	35	ALLEN	37.729	34	GRANT	46.611	34	GRANT	27.036	5	34	GRANT	1:52.482	1:52.866	0.384
6	34	GRANT	38.835	35	ALLEN	47.882	35	ALLEN	27.193	6	35	ALLEN	1:52.804	1:54.183	1.379
7	29	HALL	40.174	29	HALL	49.664	29	HALL	27.336	7	29	HALL	1:57.174	1:57.174	0.000
8	3	SIMMONDS	40.944	3	SIMMONDS	50.394	20	KOGAN	28.239	8	3	SIMMONDS	1:59.939	2:01.106	1.167
9	20	KOGAN	41.305	7	MAYDON	51.149	3	SIMMONDS	28.601	9	20	KOGAN	2:01.082	2:01.785	0.703
10	7	MAYDON	42.076	20	KOGAN	51.538	7	MAYDON	29.413	10	7	MAYDON	2:02.638	2:04.396	1.758
11	42	DIFFEY	46.536	42	DIFFEY	54.297	42	DIFFEY	31.145	11	42	DIFFEY	2:11.978	2:12.711	0.733
12	10	KUBOTA	48.609	10	KUBOTA	1:01.515	10	KUBOTA	33.037	12	10	KUBOTA	2:23.161		
												Perfect Lap	1:45.291		

Grand Prix Masters

RACE 1 - GRID

ROW 6	10 Katsuaki KUBOTA	2:12.711	42 Simon DIFFEY
ROW 5	2:04.396 7 Ron MAYDON	2:01.785	20 Abba KOGAN
ROW 4	2:01.106 3 Ian SIMMONDS	1:57.174	29 Philip HALL
ROW 3	1:54.183 35 Steve ALLEN	1:52.866	34 John GRANT
ROW 2	1:49.855 22 Anthony HANCOCK	1:49.244	24 Frank SYTNER
ROW 1	1:48.911 33 Bill COOMBS	1:46.262	28 Anthony REID
Pole			
			

Silverstone GP
Circuit Length = 5141 metres

These results are provisional until the conclusion of any judicial and technical matters.

Clerk of Course :		Timekeeper :
-------------------	--	--------------

Grand Prix Masters

RACE 1 - CLASSIFICATION

POS	NO	CL	NAME	ENTRY	LAPS	TIME	GAP	DIFF	KPH	BEST	ON
1	33	H	Bill COOMBS	Tyrrell 009	8	18:57.445			130.16	2:19.183	8
2	10	H	Katsuaki KUBOTA	Williams FW07C	8	19:06.111	8.666	8.666	129.18	2:14.363	7
3	20	H	Abba KOGAN	Arrows A3	8	19:30.208	32.763	24.097	126.52	2:22.501	6
4	3	H	Ian SIMMONDS	Tyrrell 012	8	19:39.948	42.503	9.740	125.48	2:23.699	6
5	24	F	Frank SYTNER	Hesketh 308B	8	19:56.755	59.310	16.807	123.71	2:26.595	7
6	34	L	John GRANT	Shadow DN9A	8	19:57.840	1:00.395	1.085	123.60	2:26.278	3
7	7	F	Ron MAYDON	Amon F101	7	19:37.370	1 lap	1 lap	110.03	2:43.369	5
NOT CLASSIFIED											
DNF	28	H	Anthony REID	Williams FW07B	6	13:08.884	2 laps	1 lap	140.76	2:08.838	6
DNF	35	H	Steve ALLEN	Arrows A1	5	12:19.912	3 laps	1 lap	125.06	2:24.107	5
DNF	29	H	Philip HALL	Arrows A3-3	5	12:22.474	3 laps	2.562	124.63	2:23.930	5
DNF	22	L	Anthony HANCOCK	Surtees TS20	0						
FASTEST LAP											
	28	H	Anthony REID	Williams FW07B	6	2:08.838			89.26 mph	143.65 kph	
	24	F	Frank SYTNER	Hesketh 308B	7	2:26.595			78.44 mph	126.24 kph	
	34	L	John GRANT	Shadow DN9A	3	2:26.278			78.61 mph	126.52 kph	

Weather / Track : Cloudy / Wet

These results are provisional until the conclusion of any judicial and technical matters.

Silverstone GP
Circuit Length = 5141 metres
Start: 15:59 End: 16:24

Clerk of Course :

Timekeeper :

Grand Prix Masters
RACE 1 - LAP CHART

Lap 1			Lap 2			Lap 3			Lap 4			Lap 5		
No	Behind	Laptime	No	Behind	Laptime	No	Behind	Laptime	No	Behind	Laptime	No	Behind	Laptime
28		2:11.008	28		2:09.504	28		2:18.430	28		2:10.660	28		2:10.358
33	13.760	2:24.615	33	29.429	2:25.173	33	33.457	2:22.458	33	43.425	2:20.628	7	1 LAP	2:47.301
35	19.134	2:29.443	35	39.557	2:29.927	35	49.674	2:28.547	20	1:03.417	2:24.045	33	52.573	2:19.506
29	20.697	2:30.394	29	40.561	2:29.368	20	50.032	2:25.303	10	1:03.740	2:21.662	10	1:14.527	2:21.145
20	25.182	2:34.285	20	43.159	2:27.481	29	51.288	2:29.157	35	1:06.117	2:27.103	20	1:18.622	2:25.563
3	26.758	2:36.310	3	44.657	2:27.403	10	52.738	2:25.123	29	1:08.856	2:28.228	35	1:19.866	2:24.107
10	29.755	2:37.529	10	46.045	2:25.794	3	53.222	2:26.995	3	1:10.485	2:27.923	29	1:22.428	2:23.930
34	32.793	2:42.800	24	51.042	2:27.530	24	59.829	2:27.217	24	1:17.606	2:28.437	3	1:25.123	2:24.996
24	33.016	2:43.763	34	54.616	2:31.327	34	1:02.464	2:26.278	34	1:19.399	2:27.595	24	1:34.908	2:27.660
7	41.431	2:49.151	7	1:18.385	2:46.458	7	1:45.773	2:45.818				34	1:36.094	2:27.053

Grand Prix Masters
RACE 1 - LAP CHART

Lap 6			Lap 7			Lap 8		
No	Behind	Laptime	No	Behind	Laptime	No	Behind	Laptime
28		2:08.838	33		2:25.770	33		2:19.183
7	1 LAP	2:43.369	10	6.262	2:14.363	10	8.666	2:21.587
33	1:03.608	2:19.873	7	1 LAP	2:52.395	20	32.763	2:25.511
10	1:21.277	2:15.588	20	26.435	2:23.528	7	1 LAP	2:49.504
20	1:32.285	2:22.501	3	37.212	2:26.606	3	42.503	2:24.474
3	1:39.984	2:23.699	24	51.207	2:26.595	24	59.310	2:27.286
24	1:53.990	2:27.920	34	52.695	2:27.281	34	1:00.395	2:26.883
34	1:54.792	2:27.536						

Grand Prix Masters

RACE 1 - SECTOR ANALYSIS

3	Ian SIMMONDS				H Tyrrell 012										
1-	58.729	206.5	1:02.210	127.4	35.371	175.6	2:36.310	5-	49.384	204.2	1:00.311	136.9	35.301	179.4	2:24.996
2-	49.769	203.4	1:01.314	125.9	36.320	176.2	2:27.403	6-	50.106	218.6	58.838	130.1	34.755	182.1	2:23.699
3-	50.884	204.9	1:00.386	117.9	35.725	172.8	2:26.995	7-	50.235	220.0	1:01.053	127.8	35.318	179.7	2:26.606
4-	52.119	206.9	1:00.842	131.2	34.962	160.7	2:27.923	8-	49.022	219.5	59.685	126.0	35.767	177.0	2:24.474
7	Ron MAYDON				F Amon F101										
1-	1:03.989	161.0	1:06.550	114.9	38.612	147.3	2:49.151	5-	58.647	177.0	1:06.858	116.1	37.864	160.5	2:43.369
2-	59.709	177.6	1:07.546	111.1	39.203	145.7	2:46.458	6-	58.193	177.9	1:10.161	99.0	44.041	123.9	2:52.395
3-	59.165	173.6	1:07.930	112.1	38.723	148.6	2:45.818	7-	1:00.805	181.8	1:09.970	113.6	38.729	151.9	2:49.504
4-	58.006	183.7	1:09.504	108.0	39.791	147.5	2:47.301								
10	Katsuaki KUBOTA				H Williams FW07C										
1-	1:00.127	167.7	1:01.923	133.3	35.479	172.0	2:37.529	5-	48.862	230.3	58.355	135.2	33.928	188.8	2:21.145
2-	49.824	215.1	59.539	126.8	36.431	161.7	2:25.794	6-	46.652	234.8	55.211	141.5	33.725	191.2	2:15.588
3-	50.804	212.6	59.705	132.2	34.614	180.9	2:25.123	7-	45.944	236.3	54.907	139.9	33.512	188.5	2:14.363
4-	49.227	226.9	57.295	135.0	35.140	174.8	2:21.662	8-	46.125	240.5	1:02.229	142.5	33.233	189.1	2:21.587
20	Abba KOGAN				H Arrows A3										
1-	56.515	176.2	1:02.483	123.4	35.287	170.3	2:34.285	5-	48.471	233.3	1:01.978	135.2	35.114	181.8	2:25.563
2-	49.827	218.2	1:01.982	134.8	35.672	178.2	2:27.481	6-	48.417	239.5	59.232	136.0	34.852	181.5	2:22.501
3-	49.825	229.3	1:01.124	130.3	34.354	181.5	2:25.303	7-	47.322	238.4	1:00.797	139.4	35.409	176.8	2:23.528
4-	48.572	236.8	59.740	126.9	35.733	179.7	2:24.045	8-	48.531	235.3	1:01.154	138.6	35.826	173.9	2:25.511
22	Anthony HANCOCK				L Surtees TS20										
24	Frank SYTNER				F Hesketh 308B										
1-	1:05.372	201.9	1:01.758	123.3	36.633	166.9	2:43.763	5-	50.592	221.8	1:00.712	122.9	36.356	175.3	2:27.660
2-	49.618	202.2	1:00.930	127.8	36.982	171.7	2:27.530	6-	50.310	220.0	1:01.256	130.1	36.354	173.1	2:27.920
3-	50.464	203.8	1:00.089	132.5	36.664	177.6	2:27.217	7-	49.908	225.9	1:00.585	132.2	36.102	178.2	2:26.595
4-	51.217	216.4	1:00.511	124.9	36.709	181.8	2:28.437	8-	49.675	224.5	1:00.994	139.2	36.617	183.4	2:27.286
28	Anthony REID				H Williams FW07B										
1-	45.739	231.8	52.970	150.0	32.299	201.9	2:11.008	4-	45.213	230.3	53.311	147.9	32.136	198.5	2:10.660
2-	45.372	231.3	52.822	155.6	31.310	206.9	2:09.504	5-	44.576	235.3	53.682	148.6	32.100	192.9	2:10.358
3-	51.964	229.8	54.641	147.5	31.825	195.7	2:18.430	6-	44.332	234.3	52.444	149.8	32.062	200.7	2:08.838
29	Philip HALL				H Arrows A3-3										
1-	55.800	166.2	59.647	130.6	34.947	174.8	2:30.394	4-	53.769	184.3	59.653	120.1	34.806	175.6	2:28.228
2-	53.322	170.3	1:01.344	121.3	34.702	166.9	2:29.368	5-	49.836	203.8	59.490	129.0	34.604	164.6	2:23.930
3-	51.993	210.1	1:02.398	121.3	34.766	165.1	2:29.157								
33	Bill COOMBS				H Tyrrell 009										
1-	50.261	215.6	59.156	125.9	35.198	173.4	2:24.615	5-	47.245	229.8	58.020	123.7	34.241	192.2	2:19.506
2-	48.768	205.7	1:01.223	117.4	35.182	180.6	2:25.173	6-	47.138	236.8	58.233	132.4	34.502	193.2	2:19.873
3-	48.624	224.5	59.582	125.7	34.252	192.2	2:22.458	7-	47.329	227.4	1:03.869	119.9	34.572	192.5	2:25.770
4-	47.780	225.5	58.564	126.5	34.284	193.2	2:20.628	8-	46.746	241.1	58.006	133.3	34.431	178.5	2:19.183
34	John GRANT				L Shadow DN9A										
1-	1:00.350	166.2	1:05.559	129.0	36.891	158.8	2:42.800	5-	50.400	209.7	59.926	128.9	36.727	175.6	2:27.053
2-	52.558	204.5	1:01.694	123.9	37.075	159.5	2:31.327	6-	50.245	216.9	1:01.252	129.5	36.039	173.4	2:27.536
3-	50.654	221.8	59.770	130.1	35.854	163.4	2:26.278	7-	50.262	216.0	1:00.613	128.0	36.406	165.1	2:27.281
4-	51.088	217.7	1:00.036	122.0	36.471	169.5	2:27.595	8-	50.368	218.6	59.874	132.5	36.641	162.7	2:26.883
35	Steve ALLEN				H Arrows A1										
1-	53.753	215.1	59.686	129.5	36.004	163.6	2:29.443	4-	49.723	231.8	1:01.253	124.9	36.127	164.6	2:27.103
2-	51.489	227.8	1:00.872	124.0	37.566	161.9	2:29.927	5-	49.081	230.8	59.463	124.0	35.563	172.8	2:24.107
3-	51.377	225.5	1:00.632	111.0	36.538	168.0	2:28.547								

Silverstone GP
Circuit Length = 5141 metres
Start: 15:59 End: 16:24

Weather / Track : Cloudy / Wet

Grand Prix Masters

RACE 1 - SPEED TRAPS

SECTOR 1				SECTOR 2			FINISH LINE		
POS	NO	NAME	KPH	NO	NAME	KPH	NO	NAME	KPH
1	33	Bill COOMBS	241.1	28	Anthony REID	155.6	28	Anthony REID	206.9
2	10	Katsuaki KUBOTA	240.5	10	Katsuaki KUBOTA	151.3	33	Bill COOMBS	193.2
3	20	Abba KOGAN	239.5	20	Abba KOGAN	139.4	10	Katsuaki KUBOTA	191.2
4	28	Anthony REID	236.3	24	Frank SYTNER	139.2	24	Frank SYTNER	183.4
5	24	Frank SYTNER	232.8	3	Ian SIMMONDS	136.9	3	Ian SIMMONDS	182.1
6	35	Steve ALLEN	231.8	33	Bill COOMBS	133.3	20	Abba KOGAN	181.8
7	34	John GRANT	221.8	34	John GRANT	132.5	34	John GRANT	178.5
8	3	Ian SIMMONDS	220.0	29	Philip HALL	130.6	29	Philip HALL	175.6
9	29	Philip HALL	210.1	35	Steve ALLEN	129.5	35	Steve ALLEN	172.8
10	7	Ron MAYDON	209.7	7	Ron MAYDON	116.1	7	Ron MAYDON	160.5

Grand Prix Masters

RACE 1 - BEST SECTOR TIMES


SECTOR 1			SECTOR 2			SECTOR 3			IDEAL / BEST COMPARISON						
POS	NO	NAME	TIME	NO	NAME	TIME	NO	NAME	TIME	POS	NO	NAME	IDEAL	BEST	DIFF
1	28	Anthony REID	44.332	28	Anthony REID	52.444	28	Anthony REID	31.310	1	28	Anthony REID	2:08.086	2:08.838	0.752
2	10	Katsuaki KUBOTA	45.944	10	Katsuaki KUBOTA	54.907	10	Katsuaki KUBOTA	33.233	2	10	Katsuaki KUBOTA	2:14.084	2:14.363	0.279
3	33	Bill COOMBS	46.746	33	Bill COOMBS	58.006	33	Bill COOMBS	34.241	3	33	Bill COOMBS	2:18.993	2:19.183	0.190
4	20	Abba KOGAN	47.322	3	Ian SIMMONDS	58.838	20	Abba KOGAN	34.354	4	20	Abba KOGAN	2:20.908	2:22.501	1.593
5	3	Ian SIMMONDS	49.022	20	Abba KOGAN	59.232	29	Philip HALL	34.604	5	3	Ian SIMMONDS	2:22.615	2:23.699	1.084
6	35	Steve ALLEN	49.081	35	Steve ALLEN	59.463	3	Ian SIMMONDS	34.755	6	29	Philip HALL	2:23.930	2:23.930	0.000
7	24	Frank SYTNER	49.618	29	Philip HALL	59.490	35	Steve ALLEN	35.563	7	35	Steve ALLEN	2:24.107	2:24.107	0.000
8	29	Philip HALL	49.836	34	John GRANT	59.770	34	John GRANT	35.854	8	24	Frank SYTNER	2:25.809	2:26.595	0.786
9	34	John GRANT	50.245	24	Frank SYTNER	1:00.089	24	Frank SYTNER	36.102	9	34	John GRANT	2:25.869	2:26.278	0.409
10	7	Ron MAYDON	58.006	7	Ron MAYDON	1:06.550	7	Ron MAYDON	37.864	10	7	Ron MAYDON	2:42.420	2:43.369	0.949
												Perfect Lap		2:08.086	

Grand Prix Masters

RACE 1 - POSITION CHART

No	Name	Laps Pos	1	2	3	4	5	6	7	8
			28	Anthony REID	1	28	28	28	28	28
33	Bill COOMBS	2	33	33	33	33	33	33	10	10
35	Steve ALLEN	3	35	35	35	20	10	10	20	20
29	Philip HALL	4	29	29	20	10	20	20	3	3
20	Abba KOGAN	5	20	20	29	35	35	3	24	24
3	Ian SIMMONDS	6	3	3	10	29	29	24	34	34
10	Katsuaki KUBOTA	7	10	10	3	3	3	34	7	
34	John GRANT	8	34	24	24	24	24	7		
24	Frank SYTNER	9	24	34	34	34	34			
7	Ron MAYDON	10	7	7	7	7	7			

Grand Prix Masters
RACE 5 - GRID

ROW 6		22 Anthony HANCOCK
ROW 5	29 Philip HALL	35 Steve ALLEN
ROW 4	28 Anthony REID	7 Ron MAYDON
ROW 3	34 John GRANT	24 Frank SYTNER
ROW 2	3 Ian SIMMONDS	20 Abba KOGAN
ROW 1	10 Katsuaki KUBOTA	33 Bill COOMBS
Pole		
		

Silverstone GP
Circuit Length = 5141 metres

Clerk of Course :		Timekeeper :
-------------------	--	--------------

Grand Prix Masters

RACE 5 - CLASSIFICATION

POS	NO	CL	NAME	ENTRY	LAPS	TIME	GAP	DIFF	KPH	BEST	ON
1	10	H	Katsuaki KUBOTA	Williams FW07C	14	25:07.193			171.91	1:42.814	12
2	28	H	Anthony REID	Williams FW07B	14	25:07.327	0.134	0.134	171.89	1:45.119	5
3	33	H	Bill COOMBS	Tyrrell 009	14	25:24.389	17.196	17.062	169.97	1:46.681	5
4	20	H	Abba KOGAN	Arrows A3	14	25:48.303	41.110	23.914	167.34	1:46.713	10
5	24	F	Frank SYTNER	Hesketh 308B	14	25:50.913	43.720	2.610	167.06	1:48.115	13
6	35	H	Steve ALLEN	Arrows A1	14	26:12.804	1:05.611	21.891	164.74	1:49.536	13
7	34	L	John GRANT	Shadow DN9A	14	26:14.429	1:07.236	1.625	164.57	1:50.224	13
8	7	F	Ron MAYDON	Amon F101	14	26:35.394	1:28.201	20.965	162.40	1:50.813	7
9	3	H	Ian SIMMONDS	Tyrrell 012	13	24:40.753	1 lap	1 lap	162.48	1:51.225	13
10	22	L	Anthony HANCOCK	Surtees TS20	2	4:15.481	12 laps	11 laps	144.88	2:00.671	1
11	29	H	Philip HALL	Arrows A3-3	0						

FASTEST LAP

10	H	Katsuaki KUBOTA	Williams FW07C	12	1:42.814	111.85 mph	180.01 kph
24	F	Frank SYTNER	Hesketh 308B	13	1:48.115	106.36 mph	171.18 kph
34	L	John GRANT	Shadow DN9A	13	1:50.224	104.33 mph	167.90 kph

Weather / Track : Bright / Dry

These results are provisional until the conclusion of any judicial and technical matters.

Circuit Length = 5.141 km

Start: 13:42 End: 14:10

Clerk of Course :	Timekeeper :
-------------------	--------------

Grand Prix Masters

RACE 5 - LAP CHART

Lap 1			Lap 2			Lap 3			Lap 4			Lap 5		
No	Behind	Laptime	No	Behind	Laptime	No	Behind	Laptime	No	Behind	Laptime	No	Behind	Laptime
33		1:52.297	33		1:47.230	33		1:46.946	33		1:46.891	33		1:46.681
24	3.972	1:55.461	28	5.081	1:48.165	28	3.641	1:45.506	28	2.416	1:45.666	28	0.854	1:45.119
28	4.146	1:54.912	24	6.904	1:50.162	24	10.343	1:50.385	24	14.757	1:51.305	24	20.038	1:51.962
10	5.145	1:57.415	10	8.098	1:50.183	10	10.532	1:49.380	10	23.295	1:59.654	10	22.276	1:45.662
34	6.414	1:57.622	34	10.951	1:51.767	34	17.915	1:53.910	34	23.762	1:52.738	34	28.884	1:51.803
3	7.742	1:59.277	35	14.366	1:53.046	3	25.941	1:56.844	3	33.422	1:54.372	20	36.489	1:49.669
35	8.550	1:58.912	3	16.043	1:55.531	35	27.371	1:59.951	20	33.501	1:51.510	35	38.150	1:50.721
22	10.327	2:00.671	20	25.444	1:52.302	20	28.882	1:50.384	35	34.110	1:53.630	3	41.112	1:54.371
7	16.943	2:07.513	7	27.609	1:57.896	7	34.769	1:54.106	7	41.759	1:53.881	7	47.363	1:52.285
20	20.372	2:11.893	22	35.114	2:12.017 P									

Weather / Track : Bright / Dry

Circuit Length = 5.141 km
Start: 13:42 End: 14:10

Grand Prix Masters
RACE 5 - LAP CHART

Lap 6			Lap 7			Lap 8			Lap 9			Lap 10		
No	Behind	Laptime	No	Behind	Laptime	No	Behind	Laptime	No	Behind	Laptime	No	Behind	Laptime
33		1:47.348	28		1:47.542	28		1:47.405	28		1:47.633	28		1:46.758
28	0.334	1:46.828	33	1.032	1:48.908	33	1.992	1:48.365	33	3.042	1:48.683	33	4.331	1:48.047
10	20.813	1:45.885	10	17.600	1:44.663	10	14.024	1:43.829	10	10.013	1:43.622	10	6.650	1:43.395
24	23.659	1:50.969	24	26.274	1:50.491	24	28.838	1:49.969	24	32.469	1:51.264	24	37.145	1:51.434
34	34.255	1:52.719	34	38.566	1:52.187	20	39.611	1:48.362	20	39.846	1:47.868	20	39.801	1:46.713
20	37.777	1:48.636	20	38.654	1:48.753	34	43.952	1:52.791	34	48.451	1:52.132	35	53.052	1:51.303
35	40.593	1:49.791	35	43.053	1:50.336	35	45.439	1:49.791	35	48.507	1:50.701	34	54.280	1:52.587
3	47.024	1:53.260	3	53.359	1:54.211	7	58.393	1:51.529	7	1:03.104	1:52.344	7	1:07.601	1:51.255
7	51.332	1:51.317	7	54.269	1:50.813	3	59.334	1:53.380	3	1:03.734	1:52.033	3	1:08.224	1:51.248

Weather / Track : Bright / Dry

Circuit Length = 5.141 km
 Start: 13:42 End: 14:10

Grand Prix Masters
RACE 5 - LAP CHART

Lap 11			Lap 12			Lap 13			Lap 14		
No	Behind	Laptime	No	Behind	Laptime	No	Behind	Laptime	No	Behind	Laptime
28		1:46.787	28		1:46.166	28		1:45.206	10		1:50.809
10	3.916	1:44.053	10	0.564	1:42.814	10	0.320	1:44.962	28	0.134	1:51.263
33	6.670	1:49.126	33	11.026	1:50.522	33	16.685	1:50.865	33	17.196	1:51.640
24	40.111	1:49.753	20	42.355	1:48.067	20	44.152	1:47.003	20	41.110	1:48.087
20	40.454	1:47.440	24	43.033	1:49.088	24	45.942	1:48.115	24	43.720	1:48.907
35	57.171	1:50.906	35	1:01.727	1:50.722	35	1:06.057	1:49.536	35	1:05.611	1:50.683
34	58.179	1:50.686	34	1:02.822	1:50.809	34	1:07.840	1:50.224	34	1:07.236	1:50.525
7	1:12.071	1:51.257	7	1:18.160	1:52.255	7	1:23.979	1:51.025	7	1:28.201	1:55.351
3	1:12.798	1:51.361	3	1:18.670	1:52.038	3	1:24.689	1:51.225			

Grand Prix Masters

RACE 5 - SECTOR ANALYSIS

3	Ian SIMMONDS				H Tyrrell 012										
1 -	42.559	229.8	49.287	172.2	27.431	214.3	1:59.277	8 -	38.594	226.4	47.811	165.4	26.975	210.9	1:53.380
2 -	39.052	230.8	48.301	151.0	28.178	205.7	1:55.531	9 -	38.464	228.3	46.782	167.4	26.787	212.2	1:52.033
3 -	39.444	231.3	49.917	161.0	27.483	213.4	1:56.844	10 -	38.668	228.8	45.973	164.9	26.607	211.8	1:51.248
4 -	38.944	229.3	48.078	164.4	27.350	213.0	1:54.372	11 -	38.102	229.3	46.457	173.7	26.802	210.1	1:51.361
5 -	39.594	231.3	47.536	153.2	27.241	213.4	1:54.371	12 -	37.986	229.8	46.919	168.0	27.133	210.1	1:52.038
6 -	38.443	226.9	47.507	165.6	27.310	210.5	1:53.260	13 -	38.531	229.3	46.068	170.9	26.626	208.1	1:51.225
7 -	38.913	227.8	47.975	158.8	27.323	209.7	1:54.211								
7	Ron MAYDON				F Amon F101										
1 -	49.034	242.2	50.301	141.0	28.178	203.4	2:07.513	8 -	38.005	258.4	47.025	161.4	26.499		1:51.529
2 -	40.288	250.0	50.069	147.9	27.539	218.6	1:57.896	9 -	37.596	252.9	47.859	165.4	26.889	225.9	1:52.344
3 -	39.019	242.7	47.989	153.4	27.098	224.5	1:54.106	10 -	38.249	253.5	46.295	159.3	26.711	229.8	1:51.255
4 -	39.032	248.3	47.771	160.7	27.078	222.2	1:53.881	11 -	37.539	255.9	46.884	168.5	26.834	232.3	1:51.257
5 -	38.546	253.5	47.058	162.7	26.681	224.5	1:52.285	12 -	37.873	252.3	47.550	165.4	26.832	227.8	1:52.255
6 -	37.829	251.7	46.426	159.1	27.062	231.3	1:51.317	13 -	37.312	256.5	46.746	168.8	26.967	231.3	1:51.025
7 -	38.026	251.2	46.486	167.7	26.301	228.8	1:50.813	14 -	38.472	251.2	48.683	150.2	28.196	214.7	1:55.351
10	Katsuaki KUBOTA				H Williams FW07C										
1 -	42.030	246.0	48.172	154.9	27.213	226.4	1:57.415	8 -	35.535	253.5	43.441	184.3	24.853	231.8	1:43.829
2 -	38.023	253.5	45.591	172.0	26.569	226.9	1:50.183	9 -	35.397	252.9	43.123	187.8	25.102	231.8	1:43.622
3 -	37.378	254.1	45.430	166.9	26.572	230.3	1:49.380	10 -	35.412	246.0	43.025	191.2	24.958	229.3	1:43.395
4 -	37.649	255.9	56.264	180.0	25.741	229.3	1:59.654	11 -	35.290	252.9	43.949	194.9	24.814	231.8	1:44.053
5 -	36.400	253.5	44.024	179.4	25.238	231.8	1:45.662	12 -	34.759	247.1	43.260	190.8	24.795	232.8	1:42.814
6 -	35.960	254.7	44.440	178.2	25.485	228.3	1:45.885	13 -	35.695	248.8	44.483	189.8	24.784	233.8	1:44.962
7 -	35.890	251.2	43.455	175.6	25.318	228.8	1:44.663	14 -	39.413	238.4	45.895	177.6	25.501	214.7	1:50.809
20	Abba KOGAN				H Arrows A3										
1 -	55.839	217.3	49.668	160.5	26.386	225.9	2:11.893	8 -	36.987	254.7	45.593	179.4	25.782	230.3	1:48.362
2 -	37.852	255.9	48.152	161.4	26.298	228.3	1:52.302	9 -	36.809	254.7	45.225	175.3	25.834	228.3	1:47.868
3 -	37.605	254.1	46.832	180.3	25.947	225.9	1:50.384	10 -	36.163	255.3	44.925	174.8	25.625	228.3	1:46.713
4 -	37.089	258.4	47.565	172.8	26.856	221.3	1:51.510	11 -	36.238	257.1	45.006	181.8	26.196	229.3	1:47.440
5 -	37.031	254.1	46.830	163.1	25.808	229.8	1:49.669	12 -	36.913	260.2	45.378	177.0	25.776	231.3	1:48.067
6 -	36.814	254.7	45.731	176.5	26.091	230.3	1:48.636	13 -	36.364	255.3	45.101	177.0	25.538	229.3	1:47.003
7 -	36.574	255.9	45.781	177.0	26.398	221.8	1:48.753	14 -	36.691	254.1	45.435	171.2	25.961	229.3	1:48.087
22	Anthony HANCOCK				L Surtees TS20										
1 -	42.687	244.9	49.817	145.7	28.167	210.1	2:00.671	2 -	43.608	193.5	53.815	138.3	ln		2:12.017 P
24	Frank SYTNER				F Hesketh 308B										
1 -	41.852	254.7	46.930	177.6	26.679	231.8	1:55.461	8 -	36.861	259.6	46.073	182.4	27.035	226.9	1:49.969
2 -	37.217	258.4	46.787	162.9	26.158	233.8	1:50.162	9 -	37.512	259.6	46.506	164.9	27.246	228.3	1:51.264
3 -	37.729	257.1	45.661	175.0	26.995	232.3	1:50.385	10 -	37.671	258.4	46.574	176.2	27.189	223.1	1:51.434
4 -	37.676	257.8	46.615	172.0	27.014	231.8	1:51.305	11 -	37.665	258.4	45.448	177.9	26.640	227.4	1:49.753
5 -	38.249	250.0	46.368	168.5	27.345	225.5	1:51.962	12 -	36.972	260.2	45.317	177.6	26.799	232.8	1:49.088
6 -	37.732	257.8	46.385	173.1	26.852	229.8	1:50.969	13 -	36.908	260.2	44.741	173.6	26.466	230.3	1:48.115
7 -	37.363	257.8	46.084	173.1	27.044	228.3	1:50.491	14 -	36.981	260.9	45.207	177.6	26.719	227.4	1:48.907
28	Anthony REID				H Williams FW07B										
1 -	41.871	239.5	46.486	168.2	26.555	231.8	1:54.912	8 -	36.873	248.3	44.809	178.5	25.723	227.8	1:47.405
2 -	37.572	249.4	45.161	186.9	25.432	230.3	1:48.165	9 -	37.151	248.3	44.672	182.7	25.810	228.3	1:47.633
3 -	36.617	248.3	43.894	191.2	24.995	231.3	1:45.506	10 -	37.079	248.3	44.208	183.7	25.471	226.9	1:46.758
4 -	36.530	248.8	43.615	186.5	25.521	230.8	1:45.666	11 -	36.880	247.7	44.375	180.0	25.532	226.4	1:46.787
5 -	36.121	250.0	43.590	184.6	25.408	230.8	1:45.119	12 -	37.517	247.7	43.800	192.5	24.849	227.8	1:46.166
6 -	36.447	250.0	44.234	187.2	26.147	230.8	1:46.828	13 -	36.118	249.4	43.931	199.6	25.157	226.9	1:45.206
7 -	36.643	249.4	44.944	172.8	25.955	226.4	1:47.542	14 -	42.712	250.0	43.294	189.1	25.257	228.8	1:51.263
29	Philip HALL				H Arrows A3-3										

Weather / Track : Bright / Dry

Circuit Length = 5.141 km
Start: 13:42 End: 14:10

Grand Prix Masters
RACE 5 - SECTOR ANALYSIS

33		Bill COOMBS				H Tyrrell 009									
1 -	39.938	252.9	46.269	177.3	26.090	233.3	1:52.297	8 -	36.478	259.0	45.934	184.3	25.953	232.8	1:48.365
2 -	36.169	254.7	45.121	180.9	25.940	235.8	1:47.230	9 -	36.779	259.0	45.833	181.2	26.071	235.8	1:48.683
3 -	35.894	255.9	45.188	170.9	25.864	235.3	1:46.946	10 -	36.726	259.6	45.185	177.0	26.136	235.3	1:48.047
4 -	36.065	257.1	44.862	172.5	25.964	236.8	1:46.891	11 -	36.642	257.8	46.165	180.9	26.319	233.3	1:49.126
5 -	35.843	255.9	45.009	177.0	25.829	233.8	1:46.681	12 -	37.243	257.8	46.964	181.8	26.315	235.8	1:50.522
6 -	36.310	255.9	45.037	181.8	26.001	233.3	1:47.348	13 -	37.193	259.0	47.219	164.9	26.453	235.8	1:50.865
7 -	35.994	256.5	46.858	170.3	26.056	233.3	1:48.908	14 -	37.549	258.4	47.045	169.8	27.046	227.4	1:51.640
34		John GRANT				L Shadow DN9A									
1 -	42.236	248.3	48.214	172.2	27.172	220.9	1:57.622	8 -	38.696	245.5	46.961	164.4	27.134	211.8	1:52.791
2 -	38.413	247.1	46.761	160.7	26.593	219.5	1:51.767	9 -	38.202	244.9	46.972	157.9	26.958	213.4	1:52.132
3 -	39.561	244.9	47.412	161.2	26.937	216.0	1:53.910	10 -	39.254	243.2	46.633	170.3	26.700	218.2	1:52.587
4 -	38.433	245.5	47.238	155.8	27.067	216.9	1:52.738	11 -	37.736	247.7	46.375	170.9	26.575	220.4	1:50.686
5 -	38.226	245.5	46.719	164.6	26.858	216.0	1:51.803	12 -	37.862	247.7	46.445	172.5	26.502	227.8	1:50.809
6 -	38.647	240.0	47.098	158.8	26.974	207.7	1:52.719	13 -	37.564	248.8	46.219	174.8	26.441	219.1	1:50.224
7 -	38.303	244.9	46.978	160.5	26.906	216.0	1:52.187	14 -	37.900	247.7	46.151	171.7	26.474	218.2	1:50.525
35		Steve ALLEN				H Arrows A1									
1 -	43.938	248.3	48.049	163.9	26.925	225.0	1:58.912	8 -	37.226	251.2	45.839	175.6	26.726	225.5	1:49.791
2 -	38.488	249.4	47.594	168.2	26.964	225.0	1:53.046	9 -	37.499	247.1	46.615	173.6	26.587	222.7	1:50.701
3 -	38.004	250.6	54.181	148.8	27.766	226.9	1:59.951	10 -	37.941	247.1	46.539	176.2	26.823	223.6	1:51.303
4 -	37.980	244.3	48.665	167.7	26.985	225.9	1:53.630	11 -	37.115	248.3	46.848	169.5	26.943	222.2	1:50.906
5 -	37.844	249.4	46.002	169.8	26.875	224.5	1:50.721	12 -	37.623	247.7	46.483	169.8	26.616	224.1	1:50.722
6 -	37.253	248.8	46.015	175.3	26.523	225.5	1:49.791	13 -	37.061	246.0	45.831	170.3	26.644	223.6	1:49.536
7 -	37.294	249.4	46.157	174.8	26.885	223.6	1:50.336	14 -	37.551	247.1	46.191	171.7	26.941	221.8	1:50.683

Grand Prix Masters

RACE 5 - SPEED TRAPS

SECTOR 1				SECTOR 2			FINISH LINE		
POS	NO	NAME	KPH	NO	NAME	KPH	NO	NAME	KPH
1	24	Frank SYTNER	260.9	28	Anthony REID	199.6	33	Bill COOMBS	236.8
2	20	Abba KOGAN	260.2	10	Katsuaki KUBOTA	194.9	10	Katsuaki KUBOTA	233.8
3	33	Bill COOMBS	259.6	33	Bill COOMBS	184.3	24	Frank SYTNER	233.8
4	7	Ron MAYDON	258.4	24	Frank SYTNER	182.4	7	Ron MAYDON	232.3
5	10	Katsuaki KUBOTA	255.9	20	Abba KOGAN	181.8	28	Anthony REID	231.8
6	35	Steve ALLEN	251.2	35	Steve ALLEN	176.2	20	Abba KOGAN	231.3
7	28	Anthony REID	250.0	34	John GRANT	174.8	35	Steve ALLEN	226.9
8	34	John GRANT	248.8	3	Ian SIMMONDS	173.1	34	John GRANT	221.8
9	22	Anthony HANCOCK	244.9	7	Ron MAYDON	168.8	3	Ian SIMMONDS	214.3
10	3	Ian SIMMONDS	231.3	22	Anthony HANCOCK	145.7	22	Anthony HANCOCK	210.1

Weather / Track : Bright / Dry

Circuit Length = 5.141 km
Start: 13:42 End: 14:10

Grand Prix Masters

RACE 5 - BEST SECTOR TIMES

SECTOR 1				SECTOR 2				SECTOR 3				IDEAL / BEST COMPARISON				
POS	NO	NAME	TIME	NO	NAME	TIME	NO	NAME	TIME	POS	NO	NAME	IDEAL	BEST	DIFF	
1	10	Katsuaki KUBOTA	34.759	10	Katsuaki KUBOTA	43.025	10	Katsuaki KUBOTA	24.784	1	10	Katsuaki KUBOTA	1:42.568	1:42.814	0.246	
2	33	Bill COOMBS	35.843	28	Anthony REID	43.294	28	Anthony REID	24.849	2	28	Anthony REID	1:44.261	1:45.119	0.858	
3	28	Anthony REID	36.118	24	Frank SYTNER	44.741	20	Abba KOGAN	25.538	3	33	Bill COOMBS	1:46.534	1:46.681	0.147	
4	20	Abba KOGAN	36.163	33	Bill COOMBS	44.862	33	Bill COOMBS	25.829	4	20	Abba KOGAN	1:46.626	1:46.713	0.087	
5	24	Frank SYTNER	36.861	20	Abba KOGAN	44.925	24	Frank SYTNER	26.158	5	24	Frank SYTNER	1:47.760	1:48.115	0.355	
6	35	Steve ALLEN	37.061	35	Steve ALLEN	45.831	7	Ron MAYDON	26.301	6	35	Steve ALLEN	1:49.415	1:49.536	0.121	
7	7	Ron MAYDON	37.312	3	Ian SIMMONDS	45.973	34	John GRANT	26.441	7	7	Ron MAYDON	1:49.908	1:50.813	0.905	
8	34	John GRANT	37.564	34	John GRANT	46.151	35	Steve ALLEN	26.523	8	34	John GRANT	1:50.156	1:50.224	0.068	
9	3	Ian SIMMONDS	37.986	7	Ron MAYDON	46.295	3	Ian SIMMONDS	26.607	9	3	Ian SIMMONDS	1:50.566	1:51.225	0.659	
10	22	Anthony HANCOCK	42.687	22	Anthony HANCOCK	49.817	22	Anthony HANCOCK	28.167	10	22	Anthony HANCOCK	2:00.671	2:00.671	0.000	
													Perfect Lap		1:42.568	

Weather / Track : Bright / Dry

Circuit Length = 5.141 km
Start: 13:42 End: 14:10

Grand Prix Masters

RACE 5 - POSITION CHART

No	Name	Pos	Laps														
			1	2	3	4	5	6	7	8	9	10	11	12	13	14	
33	Bill COOMBS	1	33	33	33	33	33	33	28	28	28	28	28	28	28	28	10
24	Frank SYTNER	2	24	28	28	28	28	28	33	33	33	33	10	10	10	28	28
28	Anthony REID	3	28	24	24	24	24	10	10	10	10	10	33	33	33	33	33
10	Katsuaki KUBOTA	4	10	10	10	10	10	24	24	24	24	24	24	20	20	20	20
34	John GRANT	5	34	34	34	34	34	34	34	20	20	20	20	24	24	24	24
3	Ian SIMMONDS	6	3	35	3	3	20	20	20	34	34	35	35	35	35	35	35
35	Steve ALLEN	7	35	3	35	20	35	35	35	35	35	34	34	34	34	34	34
22	Anthony HANCOCK	8	22	20	20	35	3	3	3	7	7	7	7	7	7	7	7
7	Ron MAYDON	9	7	7	7	7	7	7	7	3	3	3	3	3	3	3	3
20	Abba KOGAN	10	20	22													

Weather / Track : Bright / Dry

Circuit Length = 5.141 km
Start: 13:42 End: 14:10

Grand Prix Masters

RACE 5 - COMBINED RACE CLASSIFICATION

POS	NO	CL	NAME	ENTRY	TOTAL		RACE 1		RACE 2	
					LAPS	TIME	LAPS	TIME	LAPS	TIME
1	10	H	Katsuaki KUBOTA	Williams FW07C	22	44:13.304	8	19:06.111	14	25:07.193
2	33	H	Bill COOMBS	Tyrrell 009	22	44:21.834	8	18:57.445	14	25:24.389
3	20	H	Abba KOGAN	Arrows A3	22	45:18.511	8	19:30.208	14	25:48.303
4	24	F	Frank SYTNER	Hesketh 308B	22	45:47.668	8	19:56.755	14	25:50.913
5	34	L	John GRANT	Shadow DN9A	22	46:12.269	8	19:57.840	14	26:14.429
6	3	H	Ian SIMMONDS	Tyrrell 012	21	44:20.701	8	19:39.948	13	24:40.753
7	7	F	Ron MAYDON	Amon F101	21	46:12.764	7	19:37.370	14	26:35.394
8	28	H	Anthony REID	Williams FW07B	20	38:16.211	6	13:08.884	14	25:07.327
9	35	H	Steve ALLEN	Arrows A1	19	38:32.716	5	12:19.912	14	26:12.804
10	29	H	Philip HALL	Arrows A3-3	5	12:25.055	5	12:22.474	0	
11	22	L	Anthony HANCOCK	Surtees TS20	2	4:15.935	0		2	4:15.481

Weather / Track : Bright / Dry
 These results are provisional until the conclusion of any judicial and technical matters.

Circuit Length = 5.141 km
 Start: 13:42 End: 14:10

Clerk of Course :		Timekeeper :
-------------------	--	--------------